

Disparities in the Josephson vortex state electrodynamics of high- T_c cuprates

A.D. LaForge,^{1,*} W.J. Padilla,^{1,†} K.S. Burch,^{1,‡} Z.Q. Li,¹ S.V. Dordevic,² Kouji Segawa,³ Yoichi Ando,³ and D.N. Basov¹

¹*Department of Physics, University of California, San Diego, La Jolla, California 92093, USA*

²*Department of Physics, The University of Akron, Akron, OH 44325, USA*

³*Central Research Institute of the Electric Power Industry, Komae, Tokyo 201-8511, Japan*
(Dated: February 8, 2022)

We report on far infrared measurements of interplane conductivity for underdoped single-crystal $\text{YBa}_2\text{Cu}_3\text{O}_y$ in magnetic field and situate these new data within earlier work on two other high- T_c cuprate superconductors, $\text{La}_{2-x}\text{Sr}_x\text{CuO}_4$, and $\text{Bi}_2\text{Sr}_2\text{CaCu}_2\text{O}_{8+d}$. The three systems have displayed apparently disparate electrodynamic responses in the Josephson vortex state formed when magnetic field H is applied parallel to the CuO_2 planes. Specifically, there is discrepancy in the number and field dependence of longitudinal modes observed. We compare and contrast these findings with several models of the electrodynamics in the vortex state and suggest that most differences can be reconciled through considerations of the Josephson vortex lattice ground state as well as the c -axis and in-plane quasiparticle dissipations.

The superconducting vortex state, in which magnetic flux penetrates type II superconductors in quantized vortices, has developed into a vast field of theoretical and experimental research. Especially rich are the properties of the vortex state in the high-temperature superconductors, where the CuO_2 planar structure and resulting anisotropic electronic structure introduce fundamental topological differences between vortices produced by magnetic fields oriented parallel and perpendicular to the CuO_2 planes.¹ Probing the response of cuprate materials with the E -vector of incoming radiation perpendicular to the CuO_2 planes enables direct experimental access to many interesting and subtle features of the vortex state.^{1,2,3,4} The interlayer electrodynamics of cuprates in the superconducting state is dominated by a resonance associated with coherent pair tunneling between the planes, namely the Josephson plasma resonance (JPR). The JPR mode occurs in the microwave range in $\text{Bi}_2\text{Sr}_2\text{CaCu}_2\text{O}_{8+d}$ (B2212) materials but lies in the far-IR region in $\text{YBa}_2\text{Cu}_3\text{O}_y$ (YBCO) and $\text{La}_{2-x}\text{Sr}_x\text{CuO}_4$ (La214) due to the vastly different degree of anisotropy between these compounds. Here we sum up new and previously published data on the JPR response for the three families of cuprates. This analysis allows us to identify the key aspects of a comprehensive description of the Josephson vortex state in high- T_c superconductors. Specifically, dissimilar features of the Josephson vortex electrodynamics can be reconciled by considering the role of both in-plane and c -axis dissipation following a recent theoretical treatment by Koshelev.⁵

Reflectance measurements were performed on high quality single crystals of YBCO grown using the flux method⁶ and assembled in a mosaic to form a reasonably large ac face. Data were collected over wide ranges of temperature (8-295 K), frequency (18-35 000 cm^{-1}),⁷ and magnetic field (0-8 T, both parallel and perpendicular to the CuO_2 planes), all with incident electric field polarized along the c axis. Magnetic field ratios were recorded as $R(\omega, H)/R(\omega, 0 \text{ T})$, then multiplied by zero field reflectance curves which had been nor-

malized with an *in situ* gold coating procedure to produce absolute reflectance as a function of field.^{8,9} Data from far infrared to UV were augmented with low and high frequency extrapolations and transformed with the Kramers-Kronig relationship to obtain the complex conductivity $\hat{\sigma}(\omega) = \sigma_1(\omega) + i\sigma_2(\omega)$ and dielectric function $\hat{\epsilon}(\omega) = \epsilon_1(\omega) + i\epsilon_2(\omega)$.

The raw reflectance data at $T = 8 \text{ K}$ are shown in Fig. 1(a) for several values of magnetic field up to 8 T applied parallel to the CuO_2 planes in the Faraday configuration; Fig. 1(b) displays similar data for La214 crystals up to 18 T from ref. [10]. Below T_c we observe the characteristic reflectance edge of the JPR at frequency ω_B .^{11,12,13} Application of magnetic field parallel to the CuO_2 planes impacts the JPR in both systems, but in different ways. In $\text{YBa}_2\text{Cu}_3\text{O}_{6.75}$ a sharp dip in reflectance appears at $\omega_A < \omega_B$ and moves to higher energies with increasing magnetic field, but the JPR frequency is unchanged. Studies of more underdoped YBCO crystals have revealed an increase of the JPR frequency with field parallel to the CuO_2 planes. This was seen in the first optical studies of YBCO in field, at a doping of $y = 6.60$,¹⁴ and has recently been verified in crystals with $y = 6.67$.¹⁵ In contrast, in the La214 data the JPR frequency ω_B softens with field, and the entire plasmon structure is weakened. For this system the qualitative trends are less sensitive to doping level.

The differences between the two systems are even more obvious upon inspection of $\sigma_1(\omega)$, shown for YBCO in Fig. 2 and reported elsewhere for La214.¹⁶ The dip in reflectance near ω_A is manifested in $\sigma_1(\omega)$ as a transverse resonance which hardens and gains spectral weight in field. For La214 no such resonance is observed, and $\sigma_1(\omega)$ exhibits no field-induced peak below the phonon range. Fields applied parallel to the c axis (not shown) do not introduce a resonance in either system.

In order to facilitate direct comparison between the above IR results and microwave data for Bi2212³ it is instructive to turn to the spectra of the loss function, defined as $-Im(1/\hat{\epsilon}(\omega))$ and shown in Figs. 1(c) and 1(d).

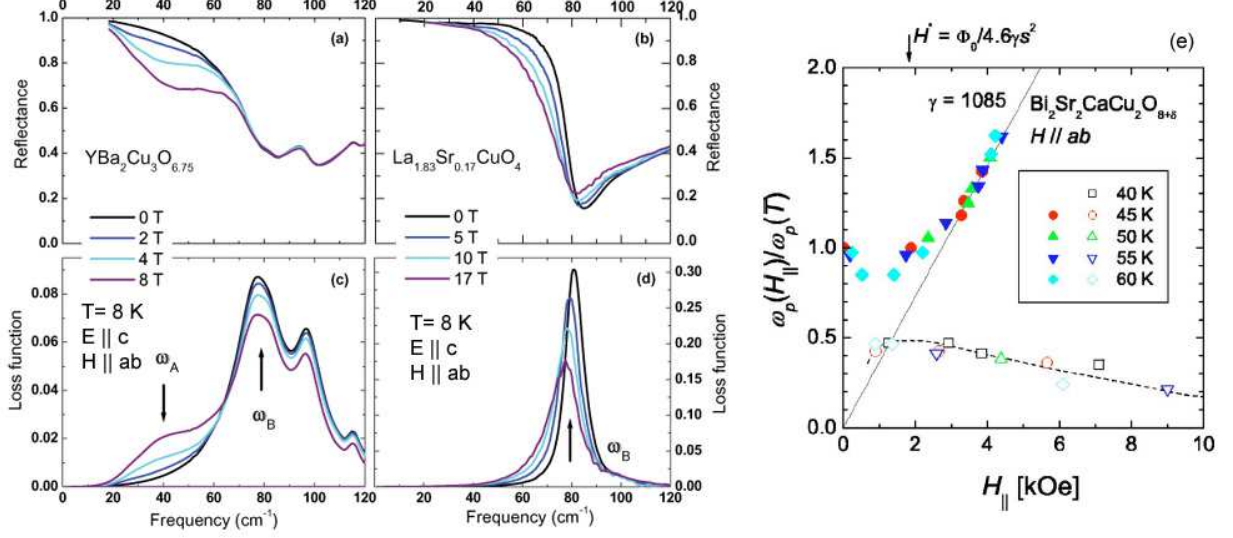


FIG. 1: Comparison of electrodynamic response data for various families of cuprate superconductors. Raw reflectance spectra reveal a resonance feature below the Josephson plasma edge for YBCO (a) but not La214 (b). The loss function spectra show two longitudinal resonance modes for YBCO (c), but only one for La214 (d). A frequency-field phase diagram for Bi2212 (e) from ref. [3] displays two magnetoabsorption modes.

The loss function spectra uncover the longitudinal modes in a system's response, and thus can be related to the microwave magnetoabsorption features in Fig. 1(e). The work in ref. [3] focused on an underdoped crystal with transition temperature $T_c = 70$ K, but all trends were observed at optimal doping as well. The frequency-field diagram for Bi2212 displays two resonances: one appears only at higher temperatures and hardens linearly with field as a dense vortex lattice is formed;¹⁷ the other resonance, visible at low temperature and nonzero fields, softens with magnetic field. This result differs distinctly from that of the other systems; La214 supports only one sharp longitudinal mode, and its peak frequency ω_B decreases with field. In YBCO the JPR peak frequency ω_B is field independent or weakly increasing, and the linewidth is broader. Furthermore, both modes in YBCO are sharpest at low temperature, with no evidence of the additional temperature scale seen in Bi2212. The closest agreement between the data sets lies in the lower-frequency modes of YBCO (labeled as ω_A) and Bi2212. Both are too weak to be resolved at the lowest fields and have little frequency dependence in modest fields. At the outset, the electromagnetic responses of the three systems appear to be quite distinct and without a common pattern; thus, the task of finding a universal explanation has not been straightforward.

Many theoretical models have been proposed to explain the low-frequency infrared and microwave properties of the layered high- T_c superconductors. Older theories^{18,19,20} have accurately described elements of the experimental data for individual families of cuprates but

have not sufficiently accounted for the differences in resonance behaviors from family to family displayed in Fig. 1. Discussion below outlines a series of developments which form a coherent explanation of these disparities. A classical description of Josephson vortex oscillation presented by Tachiki, Koyama, and Takahashi (TKT)²¹ marks a good starting point for approaching this problem. This model focuses on the Lorentz coupling between a c -axis polarized AC electric field and a Josephson vortex lattice oriented parallel to the CuO_2 planes. In the presence of vortex pinning and viscosity, the electric field will drive a vortex resonance that is visible as a dip in the raw reflectance data, provided the vortex mass is set to a finite value. Approximations for low magnetic fields and frequencies allow the authors to neglect details of the vortex lattice configuration and reach a tractable analytic solution.

The TKT theory affords insight into the influence of the vortex dynamical parameters and yields a good fit to the experimental data. However, application of this theory to the systems considered here relies on assumptions which may be invalid. First, the TKT model will produce a new field-induced resonance only if large effective mass is assigned to Josephson vortices. Then within this framework one has to assume massive vortices in YBCO and much lighter ones in La214, an unlikely premise given the similarities in the zero-field response between the two systems. Second, it is likely that the approximations for low frequencies and fields place the features under consideration outside of the physically meaningful parameter space.

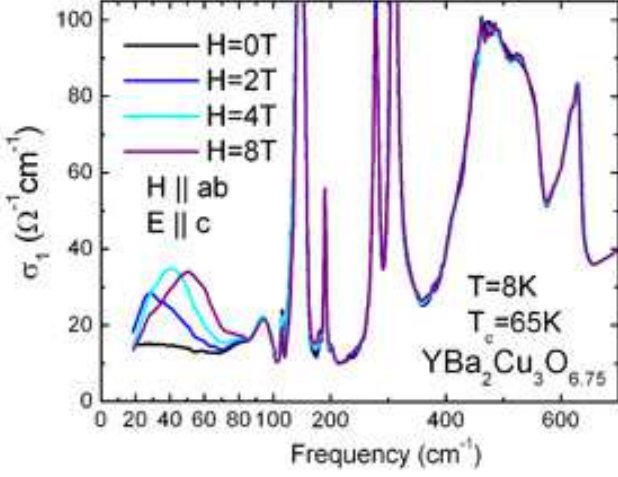


FIG. 2: Optical conductivity of $\text{YBa}_2\text{Cu}_3\text{O}_{6.75}$ at 8 K for magnetic fields oriented parallel to the CuO_2 planes.

Another model by van der Marel and Tsvetkov (vdM/T)^{22,23,24} considers the effect of magnetic field upon interlayer Josephson coupling. In this picture, a fraction of interlayer junctions are penetrated by vortices in a superlattice structure, resulting in a renormalized JPR frequency for those layers. The out-of-phase oscillation of charge in the differing junctions then produces a transverse resonance which is observed as a peak in $\sigma_1(\omega)$. This model yields a good fit to the present YBCO data with few free parameters,¹⁵ and has an excellent track record in describing far-infrared resonances in a variety of systems with multilayer geometries.^{23,24} The strength and versatility of the approach stem from its phenomenological handling of the modification of interlayer Josephson couplings. When augmented with detailed calculations of the Josephson vortex superstructure (discussed below) the vdM/T framework provides a qualitative account of differences between magneto-optics data in YBCO and La214 compounds.

It is imperative to turn to the results of vortex lattice calculations in order to analyze on the same footing the in-field JPR response of different families of cuprates. Recent studies^{25,26} of the Josephson vortex lattice ground state define the critical field scale as $H_{cr} = \Phi_0/2\pi\gamma s^2$, where Φ_0 is the magnetic flux quantum, γ is the anisotropy parameter, and s is the interlayer distance. For high fields the Josephson vortices fill every layer to form a dense lattice, but upon lowering to $H = H_{cr}$ it becomes favorable for each pair of layers containing vortices to be separated by an empty layer. As the field is further decreased there is a complicated series of first order transitions between configurations with varying spacings, until a dilute lattice is eventually formed for $H \ll H_{cr}$. For Bi2212, $H_{cr} \approx 0.39$ T, while for YBCO and La214 the field scales are 23 T and 93 T, respectively. The limitations on experimentally available magnetic field strength then place each sample in Fig. 1 in a different field

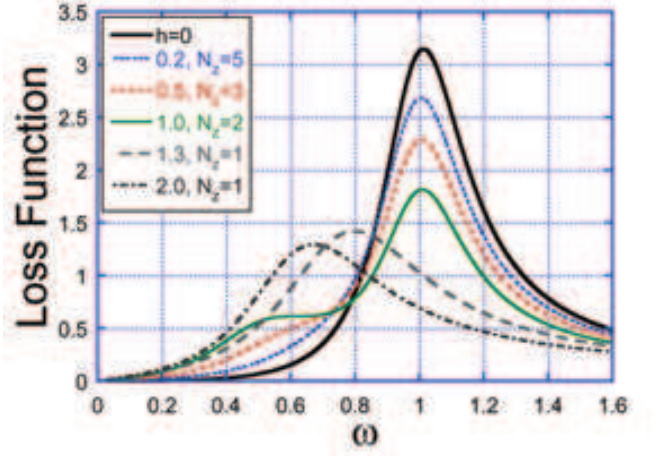


FIG. 3: Theoretical loss function predicted by Koshelev model⁵ for a system with high dissipation ($\nu_c = 0.32, \nu_{ab} = 6.0$) in a static magnetic field $h = H/H_{cr}$ (see text). Values of N_z refer to the number of layers between vortices.

regime. In the case of La214, the maximum field experimentally available (17 T) is less than a quarter of H_{cr} , so the vortex structure is still dilute. Thus, the data for La214 would be more accurately compared to the far left side of Fig. 1(e), where the upper frequency mode softens with field and the lower frequency mode is not yet observed. For YBCO, however, the low-frequency loss function peak is first resolved just below $H_{cr}/2$, as was observed for Bi2212. The broad onset of this feature in YBCO at fields as low as $H_{cr}/10$ has not yet been reconciled with the single-peaked spectra of La214. Only for Bi2212, which boasts an anisotropy 50-100 times as large as that of YBCO or La214, is the dense vortex lattice limit reached.

Understanding of the Josephson vortex state electrodynamic response has been further advanced by the inclusion of another set of key parameters, the c -axis and in-plane dissipation values. Recently the equations describing phase dynamics in a layered superconductor in parallel field have been solved numerically by Koshelev,⁵ yielding a solution for the complex dielectric function $\hat{\epsilon}(\omega)$ which is valid for all frequencies and fields. This work begins with the coupled equations for the phase difference and magnetic field in the absence of charging effects^{27,28} and solves the static and dynamic phase equations in turn. This description takes into account the vortex lattice configuration discussed above, and depends strongly upon both the in-plane and c -axis dissipation parameters, $\nu_{ab} = 4\pi\sigma_c/\epsilon_c\omega_p$ and $\nu_c = 4\pi\sigma_{ab}\lambda_{ab}^2\omega_p/c^2$, which scale roughly as the inverse of the anisotropy. Also critical is the frequency dependence of their relative strengths. Such an approach provides a natural pathway for addressing the differences among cuprate families, and indeed many observed features are reproduced by the theory. For low values of the dissipation parameters (typical of those measured in Bi2212), the model matches

the field dependence of the two modes measured in that system. And for high dissipation, as realized in underdoped YBCO, fields below H_{cr} generate the observed depletion of the main loss function peak and introduce a low-frequency mode, shown in Fig. 3. The model also exhibits a finite resonance in $\sigma_1(\omega)$ which hardens with magnetic field, in agreement with experimental observations.

The reliance of this method upon the quasiparticle dissipation initiates a comparison across cuprate families. It is known, for example, that the DC conductivities along the c axis of Bi2212 and YBCO can differ by three orders of magnitude.²⁹ Also, the infrared/microwave data for YBCO reveal both a wider JPR linewidth and a stronger frequency dependence of the in-plane optical conductivity than is observed for La214.^{30,31,32} This model, then, could be exposing the sensitivity of the JPR to these properties. For completeness, we briefly mention two other structural differences which could contribute to disparities: pinning and layeredness. The CuO chain structure and twin boundaries, which are present only in YBCO, have been shown to affect properties of vortex pinning^{33,34} and may in turn influence the vortex resonance spectra. And of the three systems discussed here, only La214 is single-layered, while YBCO and Bi2212

have 2 and 3 layers, respectively. This factor could affect the vortex lattice ground state configuration.

We have shown that apparent disparities exist in the Josephson vortex state electrodynamic response of several families of cuprate superconductors. After examining proposed theoretical models we can conclude that the differences originate not in variations of vortex mass, but in anisotropy and dissipation. The description proposed by Koshelev⁵ represents a significant step towards a coherent understanding of the interlayer response of the Josephson vortex state. Future spectroscopic measurements which expand the experimental phase diagram with higher magnetic fields and lower frequencies³⁵ should further elucidate this subject.

We thank A. E. Koshelev for illuminating discussions and for sharing his drafts prior to publication. This research was supported by the United States Department of Energy and the National Science Foundation. The work done at CRIEPI was supported by the Grant-in-Aid for Science provided by the Japan Society for the Promotion of Science.

* Electronic address: alaforge@physics.ucsd.edu

† Present address: Department of Physics, Boston College, 140 Commonwealth Ave., Chestnut Hill, MA 02467, USA.

‡ Present address: Los Alamos National Laboratory, MS K771, MPA-CINT, Los Alamos, New Mexico 87545, USA.

¹ G. Blatter, M.V. Feigel'man, V.B. Geshkenbein, A.I. Larkin, and V.M. Vinokur, *Rev. Mod. Phys.* **66**, 1125 (1994).

² M. Golosovsky, M. Tsindlekht, and D. Davidov, *Supercond. Sci. Technol.* **9**, 1 (1996).

³ I. Kakeya, T. Wada, R. Nakamura, and K. Kadowaki, *Phys. Rev. B* **72**, 014540 (2005).

⁴ D.N. Basov and T. Timusk, *Rev. Mod. Phys.* **77**, 721-779 (2005).

⁵ A. E. Koshelev, unpublished.

⁶ Kouji Segawa and Yoichi Ando, *Phys. Rev. B* **69**, 104521 (2004).

⁷ Reflectance measurements were performed in magnetic field for frequencies up to 700 cm^{-1} , above which no field-induced changes were detected.

⁸ W.J. Padilla, Z.Q. Li, K.S. Burch, Y.S. Lee, K.J. Mko-laitis, and D.N. Basov, *Rev. Sci. Instrum.* **75**, 4710 (2004).

⁹ C.C. Homes, M. Reedyk, D.A. Cradles, and T. Timusk, *Appl. Opt.* **32**, 2976 (1993).

¹⁰ S. V. Dordevic, S. Komiya, Y. Ando, Y. J. Wang, and D. N. Basov, *Phys. Rev. B* **71**, 054503 (2005).

¹¹ D.N. Basov, T. Timusk, B. Dabrowski, and J.D. Jorgensen, *Phys. Rev. B* **50**, 3511 (1994).

¹² T. Shibauchi, H. Kitano, K. Uchinokura, A. Maeda, T. Kimura, and K. Kishio, *Phys. Rev. Lett.* **72**, 2263 (1994).

¹³ S. V. Dordevic, E. J. Singley, D. N. Basov, Seiki Komiya, Yoichi Ando, E. Bucher, C. C. Homes, and M. Strongin,

Phys. Rev. B **65**, 134511 (2002).

¹⁴ K.M. Kojima, S. Uchida, Y. Fudamoto and S. Tajima, *Phys. Rev. Lett.* **89**, 247001 (2002).

¹⁵ A. D. LaForge et al., unpublished.

¹⁶ S.V. Dordevic, Seiki Komiya, Yoichi Ando, and D.N. Basov, *Phys. Rev. Lett.* **91**, 167401 (2003).

¹⁷ M. Ichioka, *Phys. Rev. B* **51**, 9423 (1995).

¹⁸ L. Bulaevskii and John R. Clem, *Phys. Rev. B* **44**, 10234 (1991).

¹⁹ L.N. Bulaevskii, V.L. Pokrovsky, and M.P. Maley, *Phys. Rev. Lett.* **76**, 1719 (1996).

²⁰ A.E. Koshelev, L.I. Glazman, and A.I. Larkin, *Phys. Rev. B* **53**, 2786 (1996).

²¹ M. Tachiki, T. Koyama, and S. Takahashi, *Phys. Rev. B* **50**, 7065 (1994).

²² D. van der Marel and A. Tsvetkov, *Czech. J. Phys.* **46**, 3165 (1996).

²³ Diana Dulic, S.J. Hak, D. van der Marel, W.N. Hardy, A.E. Koshelev, Ruixing Liang, D.A. Bonn, and B.A. Willemsen, *Phys. Rev. Lett.* **86**, 4660 (2001).

²⁴ A. Pimenov, A. Loidl, D. Dulic, D. van der Marel, I.M. Sutjahja, and A.A. Menovsky, *Phys. Rev. Lett.* **87**, 177003 (2001).

²⁵ A. E. Koshelev, arXiv:cond-mat/0602341 v1 (2006).

²⁶ Yoshihiko Nonomura and Xiao Hu, *Phys. Rev. B* **74** 024504 (2006).

²⁷ S.N. Artemenko and S.V. Remizov, *JETP Lett.* **66**, 853 (1997).

²⁸ A.E. Koshelev and I. Aranson, *Phys. Rev. B* **64**, 174508 (2001).

²⁹ P.J. Thomas, J.C. Fenton, G. Yang, and C.E. Gough, arXiv:cond-mat/0001365 v1 (2000).

- ³⁰ M. Dumm, D.N. Basov, Seiki Komiya, Yasushi Abe, and Yoichi Ando, Phys. Rev. Lett. **88**, 147003 (2002).
- ³¹ J. Hwang, J. Yang, T. Timusk, S.G. Sharapov, J.P. Carbotte, D.A. Bonn, Ruixing Liang, and W.N. Hardy, Phys. Rev. B **73**, 014508 (2006).
- ³² A. Hosseini, R. Harris, S. Kamal, P. Dosanjh, J. Preston, R. Liang, W.N. Hardy, and D.A. Bonn, Phys. Rev. B **60**, 1349 (1999).
- ³³ E. M. Gyorgy, R. B. van Dover, L. F. Schneemeyer, A. E. White, H. M. O'Bryan, R. J. Felder, J. V. Waszczak, W. Rhodes, and F. Hellman, Appl. Phys. Lett. **65**, 2465 (1990).
- ³⁴ J. A. Herbsommer, G. Nieva, and J. Luzuriaga, Phys. Rev. B **62**, 3534 (2000).
- ³⁵ P.J. Turner, R. Harris, Saeid Kamal, M.E. Hayden, D.M. Broun, D.C. Morgan, A. Hosseini, P. Dosanjh, G.K. Mullins, J.S. Preston, Ruixing Liang, D.A. Bonn, and W.N. Hardy, Phys. Rev. Lett. **90**, 237005 (2003).