

Transverse Energy per Charged Particle and Freeze-Out Criteria in Heavy-Ion Collisions

J. Cleymans^a, R. Sahoo^{a,b}, D.P. Mahapatra^b,
D.K. Srivastava^c, S. Wheaton^a

^a*UCT-CERN Research Centre and Department of Physics, University of Cape Town, Rondebosch 7701, South Africa*

^b*Institute of Physics, Sachivalaya Marg, Bhubaneswar 751005, India*

^c*Variable Energy Cyclotron Centre, 1/AF Bidhan Nagar, Kolkata 700064, India*

Abstract

In relativistic nucleus-nucleus collisions the transverse energy per charged particle, E_T/N_{ch} , increases rapidly with beam energy and remains approximately constant at about 800 MeV for beam energies from SPS to RHIC. It is shown that the hadron resonance gas model describes the energy dependence, as well as the lack of centrality dependence, qualitatively. The values of E_T/N_{ch} are related to the chemical freeze-out criterium $E/N \approx 1$ GeV valid for primordial hadrons.

1 Introduction

In this paper we investigate the transverse energy per charged particle, E_T/N_{ch} , for beam energies ranging from about 1 AGeV up to 200 AGeV. In this energy range, E_T/N_{ch} at first increases rapidly from SIS [1] to AGS [2,3], then saturates to a value of about 800 MeV at SPS [4–6] energies and remains constant up to the highest available RHIC energies [7–9]. The present analysis of E_T/N_{ch} uses the hadron resonance gas model (thermal model) which describes the final state in relativistic heavy-ion collisions as composed of hadrons, including heavy hadronic resonances as being in thermal and chemical equilibrium. It has been known for many years [10] that the chemical freeze-out can be described by the condition $E/N \approx 1$ GeV, where E and N are, respectively the total energy and particle number of the primordial hadronic resonances before they decay into stable hadrons. This quantity cannot be determined directly from experiment unless the final state multiplicity is low and hadronic resonances can be identified, which is not the case in relativistic heavy-ion collisions. Our analysis therefore starts by relating the number of charged particles seen in the detector to the number of primordial hadronic resonances and the transverse energy to the energy E of primordial hadrons. In this paper all thermal model calculations were performed using the THERMUS package [12].

2 Dependence of E_T/N_{ch} on Beam Energy and Centrality

The transverse energy, E_T , is defined as the energy deposited transverse to the beam direction in a given interval of pseudo-rapidity η . The transverse energy has two components, the hadronic one, E_T^{had} , and the electromagnetic one, E_T^{em} , coming from the electromagnetic particles (photons, electrons and positrons). Electromagnetic calorimeters are used to measure E_T^{em} whereas hadronic calorimeters or the Time Projection Chamber (for particle identification and momentum information) are used to measure E_T^{had} . The energy of a particle is defined as being the kinetic energy for nucleons, for anti-nucleons as the total energy plus the rest mass and for all other particles as the total energy [7,8,14].

In the experiments the transverse energy and the charged particle multiplicity are measured in a similar way so that most of the systematic uncertainties cancel out in the ratio. Experiments have reported a constant value of the ratio $E_T/N_{\text{ch}} \sim 0.8$ GeV from SPS to RHIC [7,9], with the ratio being almost independent of centrality of the collision for all measurements at different energies. In all cases the value of E_T/N_{ch} has been taken for the most central collisions, at the end of this paper we consider the centrality dependence of E_T/N_{ch} . When this ratio is observed for the full range of center of mass energies, it shows two regions [9]. In the first region from lowest $\sqrt{s_{NN}}$ to SPS energy, there is a steep increase of the E_T/N_{ch} ratio with $\sqrt{s_{NN}}$. In this regime, the increase of $\sqrt{s_{NN}}$ causes an increase in the $\langle m_T \rangle$ of the produced particles. In the second region, SPS to higher energies, the E_T/N_{ch} ratio is very weakly dependent on $\sqrt{s_{NN}}$. The energy pumped into the system by the increase of $\sqrt{s_{NN}}$ is converted mainly into particle production. This observation is quite remarkable and requires the help of models for a better understanding of the underlying physics.

To estimate E_T/N_{ch} in the thermal model we relate the number of charged particles, N_{ch} , to the number, N , of primordial hadrons. To estimate the charged particle multiplicity at different center of mass energies from the thermal model, we proceed as follows. First we study the variation of the ratio of the total particle multiplicity in the final state, N_{decays} , and that in the primordial i.e. N_{decays}/N with $\sqrt{s_{NN}}$. This ratio starts from one, since there are only very few resonances produced at low beam energy and becomes almost independent of energy after SPS energy. The value of N_{decays}/N in the region where it is independent of $\sqrt{s_{NN}}$ is around 1.7. The excitation function of N_{decays}/N is shown in Fig. 1(a). Secondly, we have studied the variation of the ratio of charge particle multiplicity and the particle multiplicity in the final state ($N_{\text{ch}}/N_{\text{decays}}$) with $\sqrt{s_{NN}}$. This is shown in Fig. 1(b). The $N_{\text{ch}}/N_{\text{decays}}$ ratio starts around 0.4 at lower $\sqrt{s_{NN}}$ and shows an energy independence at SPS and higher energies. At lower SIS energy, the baryon dominance at mid-rapidity makes $N_{\text{ch}}/N_{\text{decays}} \sim N_{\text{proton}}/N_{(\text{proton}+\text{neutron})}$ which has a value of 0.45 for Au-Au collisions

As the next step we connect the transverse energy E_T to the the energy of the primordial hadrons E . We start by relating the two quantities for a static fireball. In this case one has

$$\langle E \sin \theta \rangle = V \int \frac{d^3p}{(2\pi)^3} E \sin \theta f(E) \quad (1)$$

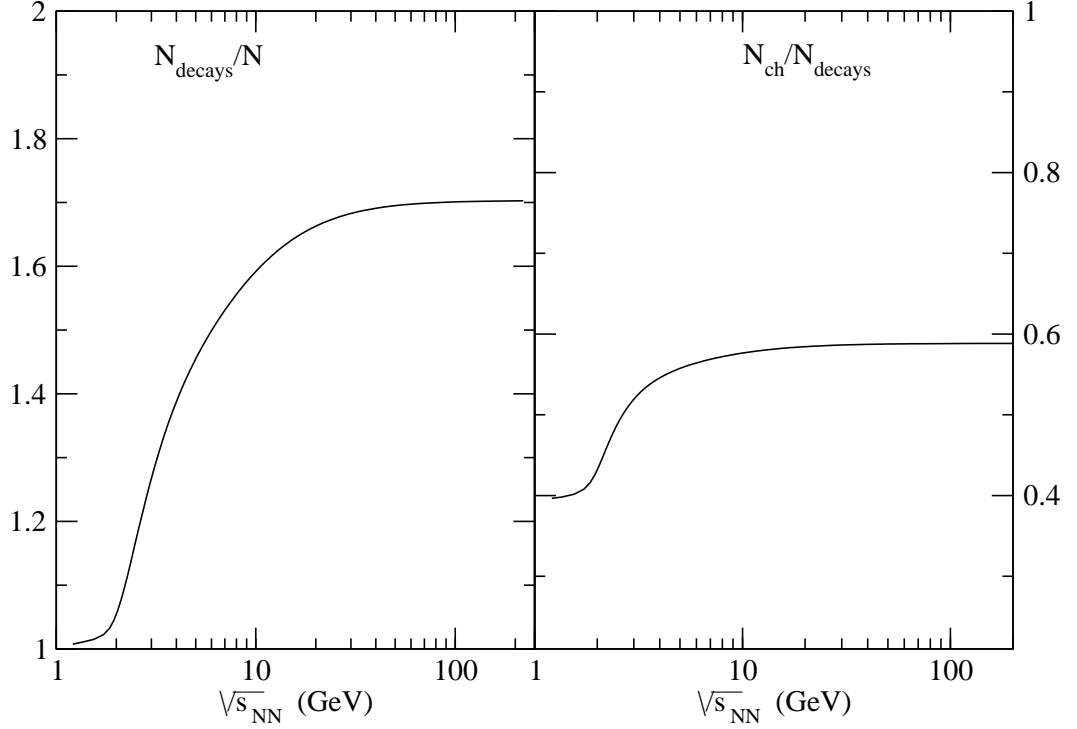


Fig. 1. The variation of N_{decays}/N (left) and $N_{\text{ch}}/N_{\text{decays}}$ (right) with $\sqrt{s_{NN}}$ in the thermal model with $E/N = 1.08$ GeV as freeze-out criterium.

where $f(E)$ is the statistical distribution factor, e.g. for a Boltzmann distribution it is given by $f(E) = \exp(-E/T)$. It is straightforward to re-write this expression as

$$\begin{aligned} \langle E \sin \theta \rangle &= V \frac{\pi}{4} \int \frac{d^3p}{(2\pi)^3} E f(E) \\ &= \frac{\pi}{4} \langle E \rangle \end{aligned} \quad (2)$$

Thus, for a static fireball, the transverse energy is related to the total energy by a simple factor of $\pi/4$. In the hadronic resonance gas model there is a sum over all hadrons; furthermore, taking into account the experimental configuration which leads to adding the mass of the nucleon for anti-nucleons and subtracting the same for nucleons one has

$$\begin{aligned} \langle E_T \rangle &\equiv V \sum_{i=\text{Nucleons}} \int \frac{d^3p}{(2\pi)^3} (E_i - m_N) \sin \theta f(E_i) \\ &+ V \sum_{i=\text{Anti-nucleons}} \int \frac{d^3p}{(2\pi)^3} (E_i + m_N) \sin \theta f(E_i) \\ &+ V \sum_{i=\text{All Others}} \int \frac{d^3p}{(2\pi)^3} E_i \sin \theta f(E_i), \\ &= \frac{\pi}{4} [\langle E \rangle - m_N \langle N_B - N_{\bar{B}} \rangle]. \end{aligned} \quad (3)$$

The above equation relates the transverse energy measured from the data and that estimated from the thermal model. In the limit of large beam energies one has

$$\begin{aligned} \lim_{\sqrt{s_{NN}} \rightarrow \infty} \frac{\langle E_T \rangle}{N_{\text{ch}}} &= \frac{\langle E_T \rangle}{0.6 N_{\text{decay}}} \\ &= \frac{\pi}{4} \frac{1}{0.6} \frac{E}{1.7N} \approx 0.83, \end{aligned} \quad (4)$$

which is close to the value measured at RHIC. The measured E_T will be affected by the radial flow and by the difference between chemical freeze-out and kinetic freeze-out temperatures; these effects will lead to corrections which tend to largely cancel each other. A detailed comparison of this, in the framework of a single freeze-out temperature model and limited to RHIC energies, has been made in Ref. [13].

In Fig. 2 we plot lines of constant E_T/N_{ch} in the (T, μ_B) -diagram. For low values of E_T/N_{ch} , these lines are almost independent of μ_B , this is mainly a consequence of subtracting m_N in the definition of E_T , thus taking away much of the influence of nucleons. Only towards larger values of μ_B there is a notable dependence on this variable. To compare with the chemical freeze-out condition, we show also the chemical freeze-out curve in the same plane (Fig. 2). At higher energies, when μ_B nearly goes to zero, the transverse energy production is mainly due to the meson content in the matter. The intersection points of lines of constant E_T/N_{ch} and the freeze-out line give the values of E_T/N_{ch} at the chemical freeze-out. Hence at freeze-out, given the values of E_T/N_{ch} from the experimental measurements we can determine T and μ_B of the system. In Fig. 3, we plot the ratio E_T/N_{ch} as a function of the temperature T and as a function of μ_B . It can be seen that the relation between the E_T/N_{ch} and T is linear to a good approximation, similarly for the relation with μ_B .

For the most central collisions, the variation of E_T/N_{ch} with center of mass energy is shown in Fig. 4. The data have been taken from Ref. [1–9], and are compared with the corresponding calculation from the thermal model with chemical freeze-out. We have checked explicitly that other freeze-out criteria discussed in the literature give almost identical results for the behavior of E_T/N_{ch} as a function of $\sqrt{s_{NN}}$; this is the case for the fixed baryon plus anti-baryon density condition [15] and also for fixed normalised entropy density condition, $s/T^3 = 7$ [16–18]. It has been observed from SPS to RHIC [7,9], that the ratio E_T/N_{ch} , is almost independent of the centrality of the collisions which is represented by the number of participant nucleons. To understand the variation of E_T/N_{ch} with collision centrality, we have estimated E_T/N_{ch} for 130 GeV Au+Au collisions at RHIC, for different centrality classes [19]. This is compared with the corresponding data in Fig. 5. The effect of flow is not taken into account in the model calculations for the centrality behavior. The model agrees well with the experimental data for the centrality behavior. Again, we have checked explicitly that other freeze-out criteria lead to similar results [15–18].

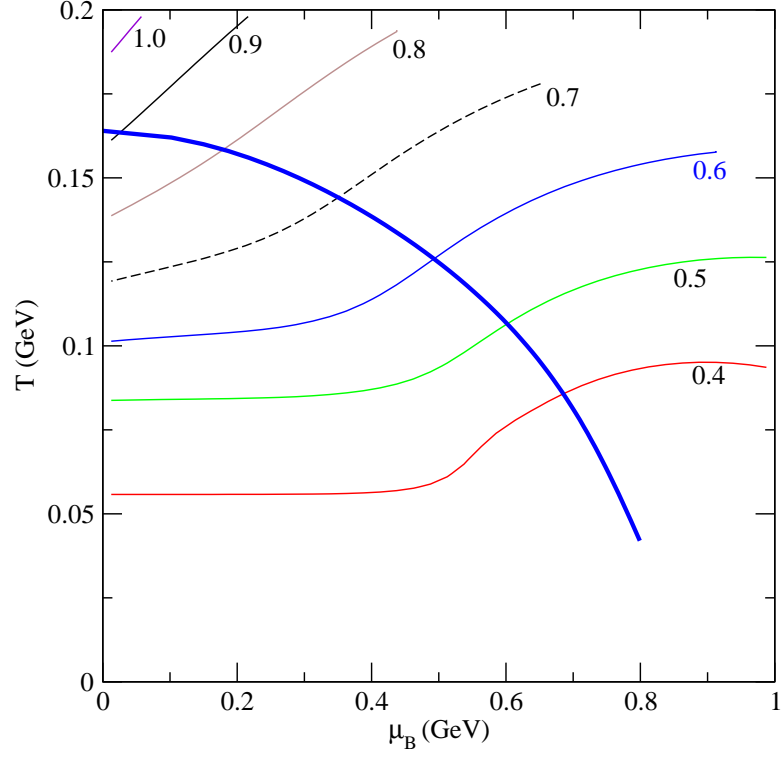


Fig. 2. Lines of constant E_T/N_{ch} from thermal model without flow are shown in the (T, μ_B) plane. The chemical freeze-out condition of $E/N = 1.08$ GeV is also shown.

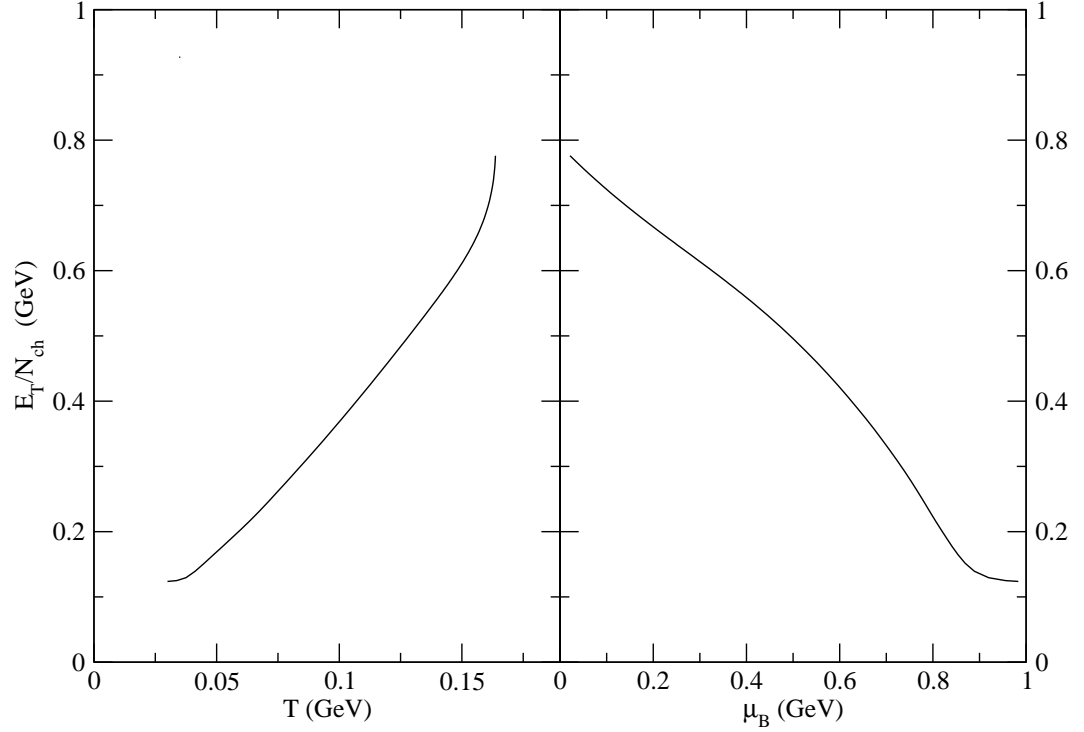


Fig. 3. The variation of E_T/N_{ch} with T (left) and the variation of E_T/N_{ch} with μ_B (right)

3 Summary

In conclusion, we have discussed the connection between E_T/N_{ch} and the ratio of primordial energy to primordial particle multiplicity, E/N , from the thermal model. This model, when

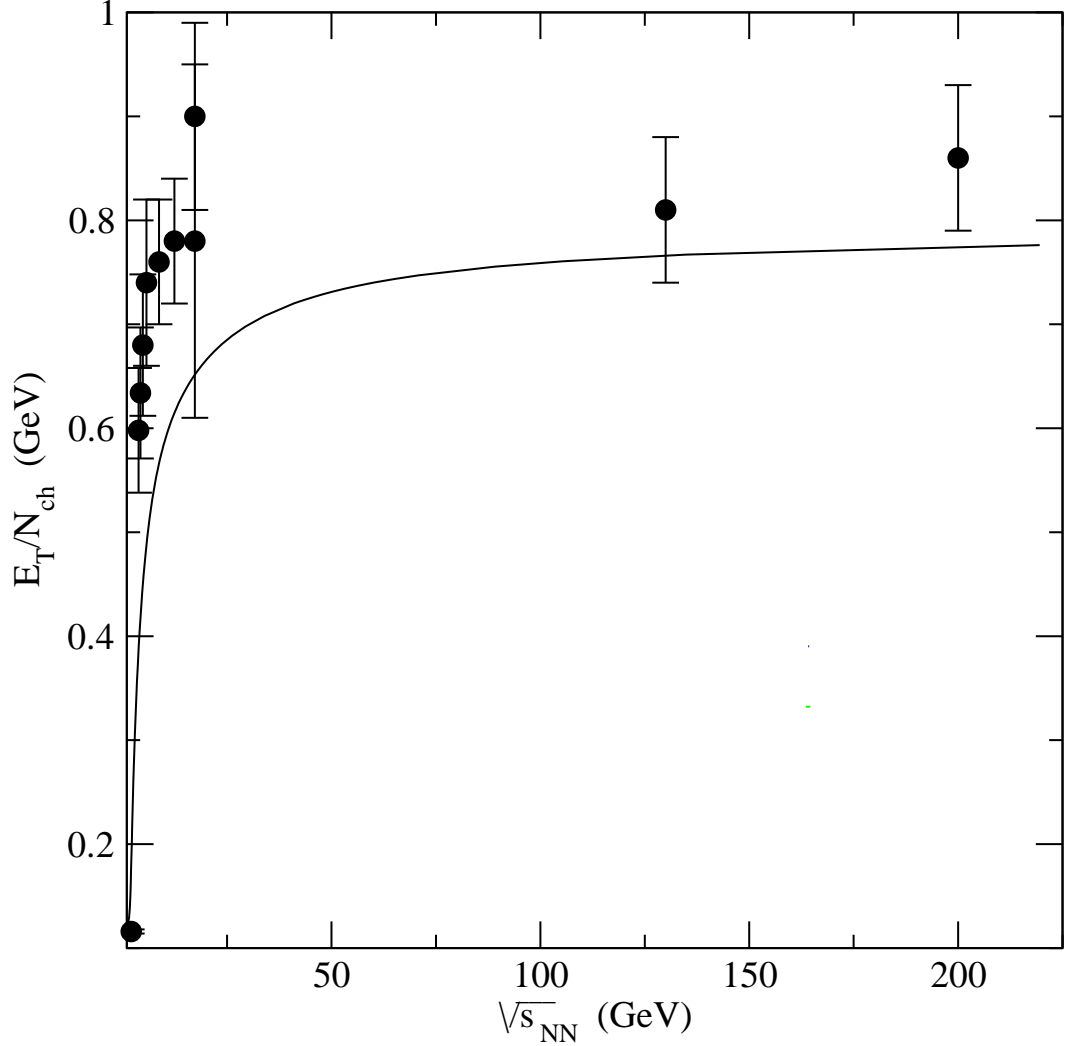


Fig. 4. Comparison between experimental data for E_T/N_{ch} with $\sqrt{s_{NN}}$ and the thermal model using $E/N = 1.08$ GeV as the freeze-out condition.

combined with chemical freeze-out criteria explains the data over all available measurements for the $\sqrt{s_{NN}}$ behavior of E_T/N_{ch} . It has to be noted that variables like E_T/N_{ch} , the chemical freeze-out temperature T_{ch} , $N_{decays}/N_{primordial}$ and N_{ch}/N_{decays} discussed in this paper, show saturation starting at SPS and continuing to higher center of mass energies. This observation along with the centrality independence of E_T/N_{ch} is not inconsistent with the simultaneity of chemical and kinetic freeze-out at higher energies [20].

4 Acknowledgement

Three of us (JC, RS, DKS) would like to acknowledge the financial support of the South Africa-India Science and Technology agreement.

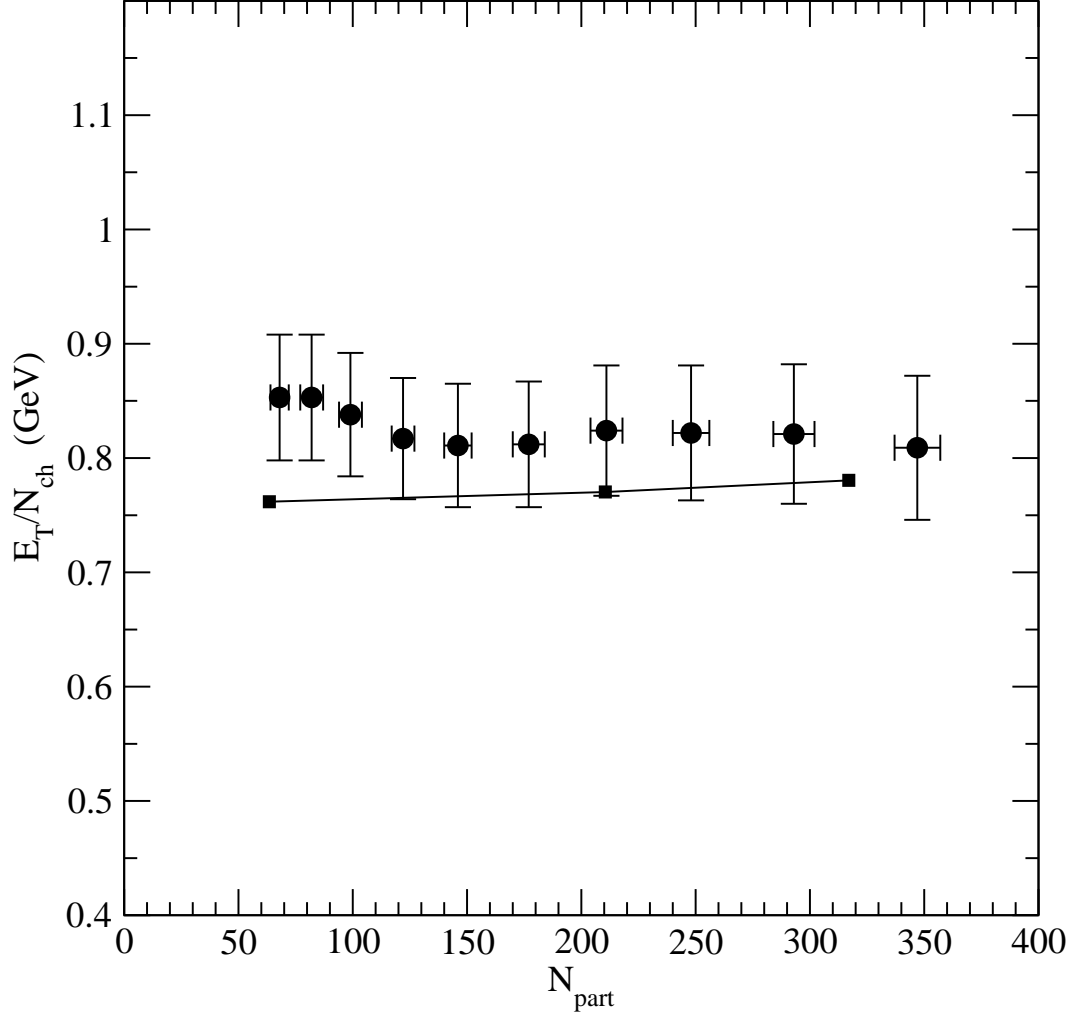


Fig. 5. The variation of E_T/N_{ch} with N_{part} for 130 GeV Au+Au collisions at RHIC with the corresponding thermal model estimate.

References

- [1] W. Reisdorf *et al.*, FOPI Collaboration, *Nucl. Phys.* **A612** (1997) 493.
D. Pelte *et al.*, FOPI Collaboration, *Z. Phys.* **A357** (1997) 215.
B. Hong *et al.*, FOPI Collaboration, *Phys. Rev. C* **66** (2002) 034901.
- [2] L. Ahle *et al.*, E802 Collaboration, *Phys. Rev. C* **59** (1999) 2173.
L. Ahle *et al.*, E802 Collaboration, *Phys. Rev. C* **58** (1998) 3523.
C.A. Ogilvie for E866 and E917 Collaborations, *Nucl. Phys.* **A638** (1998) 57c.
Y. Akiba for E802 Collaboration, *Nucl. Phys.* **A610** (1996) 139.
B.B. Back *et al.*, E917 Collaboration, *Phys. Rev. Lett.* **86** (2001) 1970.
L. Ahle *et al.*, E802 Collaboration, *Phys. Rev. C* **57** (1998) 466(R).
L. Ahle *et al.*, E802 Collaboration, *Phys. Lett. B* **476** (2000) 1.
L. Ahle *et al.*, E802 Collaboration, *Phys. Lett. B* **490** (2000) 53.
- [3] J. Barrette *et al.*, E814/877 Collaboration, *Phys. Rev. Lett.* **70** (1993) 2996.
- [4] M.M. Aggarwal *et al.*, WA98 Collaboration, *Eur. Phys. J. C* **18** (2001) 651.

- [5] T. Alber *et al.*, NA49 Collaboration, *Phys. Rev. Lett.* **75** (1995) 3814.
- [6] J. Bachler for the NA49 Collaboration, *Nucl. Phys.* **A661** (1999) 45.
M. van Leeuwen for the NA49 Collaboration, *Nucl. Phys.* **A715** (2003) 161.
NA49 Collaboration, S.V. Afanasiev *et al.*, *Phys. Rev. C* **66** (2002) 054902.
- [7] J. Adams *et al.*, STAR Collaboration, *Phys. Rev. C* **70** (2004) 054907.
- [8] K. Adcox *et al.*, PHENIX Collaboration, *Phys. Rev. Lett.* **87** (2001) 052301.
- [9] S.S. Adler *et al.*, PHENIX Collaboration, *Phys. Rev. C* **71** (2005) 034908.
- [10] J. Cleymans and K. Redlich, *Phys. Rev. Lett.* **81** (1998) 5284;
Phys. Rev. C **60** (1999) 054908.
- [11] J. Cleymans, H. Oeschler, K. Redlich, S. Wheaton, *Phys. Rev. C* **73** (2006) 034905.
- [12] S. Wheaton and J. Cleymans, hep-ph/0407174;
Journal of Physics G31 (2005) S1069.
- [13] D. Prorok, *Phys. Rev. C* **75** (2007) 014903.
- [14] T. Akesson *et al.*, HELIOS Collaboration, *Z. Phys.* **C38** (1988) 383.
- [15] P. Braun-Munzinger and J. Stachel, *J. Phys. G: Nucl. Part. Phys.* **28** (2002) 1971.
- [16] J. Cleymans, M. Stankiewicz, P. Steinberg and S. Wheaton, nucl-th/0506027.
- [17] A. Tawfik, *J. Phys. G: Nucl. Part. Phys.* **31** S1105 (2005).
- [18] A. Tawfik, hep-ph/0507252 and hep-ph/050824.
- [19] J. Cleymans, B. Kämpfer, M. Kaneta, S. Wheaton, N. Xu, *Phys. Rev. C* **71** (2005) 054901.
- [20] W. Broniowski and W. Florkowski, *Phys. Rev. Lett.* **87** (2001) 272302;
Phys. Rev. C **65** (2002) 064905, nucl-th/0204025.