

Measurements of K^\pm , K_s^0 , Λ and $\bar{\Lambda}$ and Bose-Einstein Correlations between Kaons at ZEUS

B.B. Levchenko ^{*†}

(*On behalf of the ZEUS Collaboration*)

Skobeltsyn Institute of Nuclear Physics, Moscow State University
119991 Moscow, Russian Federation

Abstract

Measurements of production of the neutral and charged strange hadrons in $e^\pm p$ collisions with the ZEUS detector are presented. The data on differential cross sections, baryon-to-meson ratios, baryon-antibaryon asymmetry and Bose-Einstein correlations in deep inelastic scattering and photoproduction are summarized [1].

1 Introduction

After pions, strange hadrons are the most copiously produced particles in $e^\pm p$ collisions with a centre-of-mass energy of 318 GeV at HERA. In phenomenological models based on the Lund string scheme [2], an intensity of strange quark production is regulated by a free parameter λ_s , which has a value in the range from 0.2 to 0.4 for different processes.

The experimental results on K^\pm , K_s^0 , Λ , and $\bar{\Lambda}$ production [3, 4] presented in this note are based on a data sample of 121 pb^{-1} collected by the ZEUS experiment at HERA. This is about 100 times larger data sample than used in previous HERA publications [5, 6] and extend the kinematical region of the measurements, thereby providing a tighter constraint on models.

2 Measurements of K_s^0 , Λ and $\bar{\Lambda}$

Weak decaying neutral K_s^0 and Λ are well reconstructed in the modes $K_s^0 \rightarrow \pi^+\pi^-$, $\Lambda \rightarrow p\pi^-$, $\bar{\Lambda} \rightarrow \bar{p}\pi^+$ via displaced secondary vertices. The measurements have been performed in three different regions of Q^2 : deep inelastic scattering (DIS) with $Q^2 > 25 \text{ GeV}^2$; DIS with $5 < Q^2 < 25 \text{ GeV}^2$; and photoproduction (PHP), $Q^2 \simeq 0 \text{ GeV}^2$. In the PHP sample, two jets, each of at least 5 GeV transverse energy, were required.

^{*}Partly supported by the Russian Foundation for Basic Research, grant no. 05-02-39028-NSFC-a.

[†]The talk presented at XV Workshop on Deep-Inelastic Scattering and Related Subjects (DIS07), Munich, Germany, April 16-20, 2007 and 7-th Workshop on Very High Multiplicity Physics (VHMP), Dubna, Russia, September 17-19, 2007.

2.1 Spectra of K_s^0 and $\Lambda + \bar{\Lambda}$ in DIS

Measured differential cross sections are shown in Fig. 1. The cross sections are compared to the absolute predictions of ARIADNE 4.12 [7] and LEPTO 6.5 [8] MC calculations. The ARIADNE program with $\lambda_s = 0.3$ describes the $\Lambda + \bar{\Lambda}$ data reasonably well in both Q^2 samples. The description of the K_s^0 data by ARIADNE is less satisfactory. The slope of the P_T^{LAB} dependence is incorrect and in the high- Q^2 domain the data requires $\lambda_s < 0.3$. The cross section at low x_{Bj} (not shown) is underestimated for both the low- and the high- Q^2 samples [3]. The LEPTO MC does not describe the data well and predicts a too fast grow of the cross sections with Q^2 . We conclude, that for the production of baryons the data requires λ_s to be approximately constant, but in case of K_s^0 production λ_s has to decrease with Q^2 .

2.2 Baryon-antibaryon asymmetry in DIS and PHP

A positive asymmetry of 3.5% is predicted in DIS [9], due to the so-called gluon-junction mechanism that makes it possible for the *baryon number to travel* several units of rapidity, in this case from the proton beam direction to the rapidity around 0 in the laboratory frame.

The baryon-antibaryon asymmetry

$$\mathcal{A} = \frac{N(\Lambda) - N(\bar{\Lambda})}{N(\Lambda) + N(\bar{\Lambda})}$$

has been measured and compared to MC predictions from ARIADNE, LEPTO and PYTHIA [10]. The following value was obtained at high Q^2 : $\mathcal{A} = 0.3 \pm 1.3_{-0.8}^{+0.5}\%$ which has to be compared to the ARIADNE ($\lambda_s = 0.3$) prediction of $0.4 \pm 0.2\%$. In PHP, $\mathcal{A} = -0.07 \pm 0.6_{-1.0}^{+1.0}\%$, compared to the PYTHIA prediction of $0.6 \pm 0.1\%$.

Figure 2 shows \mathcal{A} at high- Q^2 and in PHP. In all cases, $\langle \mathcal{A} \rangle$ is consistent both with no asymmetry and with a very small asymmetry predicted by the Monte Carlo. However, as shown in Figs 2, in DIS the baryon-antibaryon asymmetry becomes positive and increases in the incoming proton hemisphere ($\eta^{LAB} > 0$), as well as at P_T^{LAB} below 1 GeV.

2.3 Baryon-to-meson ratio in photoproduction

The relative yield of strange baryons and mesons was studied with the ratio

$$\mathcal{R} = \frac{N(\Lambda) + N(\bar{\Lambda})}{N(K_s^0)}.$$

Figure 3 shows \mathcal{R} for the PHP sample. For the direct-enriched sample, where $x_\gamma^{OBS} > 0.75$, \mathcal{R} is about 0.4, the same value as in DIS at low x_{Bj} and low Q^2 [3]. However, \mathcal{R} rises to a value of about 0.7 towards low x_γ^{OBS} (resolved-enriched sample), while it stays flat in the PYTHIA prediction.

In order to study this effect further, the PHP events were divided into two samples. In the first, called *fireball-enriched*, the jet with the highest transverse energy was required to contribute at most 30% to the total hadronic transverse energy. The other sample, containing all the other events, was called *fireball-depleted*. The measured \mathcal{R} (see Fig. 3, Bottom) is larger for the fireball-enriched sample, most significantly at high P_T^{LAB} , than it is for the fireball-depleted sample. This feature is not reproduced by PYTHIA, which predicts almost the same \mathcal{R} for both samples. The PYTHIA prediction reasonably describes the measured values of \mathcal{R} for the fireball-depleted sample. This is not surprising

as PYTHIA generates jets in events according to the multiple interaction mechanism, which makes several independent jets, like those in DIS or e^+e^- where baryons and mesons are created locally.

We note that the increase of the ratio \mathcal{R} toward the proton hemisphere, reflects a rapid growth of the $\Lambda + \bar{\Lambda}$ cross section as η^{LAB} increases, as compared to the K_s^0 cross section grow [3].

3 Bose-Einstein correlations of charged and neutral kaons in DIS

Primordial quantum correlations between identical bosons, so-called Bose-Einstein correlations (BEC), so far is the only method to estimate the space-time geometry of an elementary particle emission source. The measurements of the radius of the emission source have been mostly performed with pure quantum states π^\pm , K^\pm , p/\bar{p} . For mixed quantum states, like K_s^0 , the information is scarce.

The results presented below were obtained with charged kaons selected using the energy-loss measurements, dE/dx . The identification of K^\pm is possible for $p < 0.9$ GeV. The resulting data sample contained 55522 $K^\pm K^\pm$ pairs. The K_s^0 mesons were identified via displaced secondary vertices. After all cuts, the selected data sample contained 18405 $K_s^0 K_s^0$ pairs and 364 triples [4].

Figure 4 shows the two-particle correlation function $R(Q_{12})$ for identical kaons calculated using the double ratio method

$$R(Q_{12}) = \frac{R_{data}(Q_{12})}{R_{MC}(Q_{12})},$$

where $R_{data}(Q_{12})$ is the ratio of the two-particle densities constructed from pairs of kaons coming from the same and different events. $R_{MC}(Q_{12})$ is obtained in a similar way for ARIADNE MC events without BEC. Q_{12} is given by $Q_{12} = \sqrt{-(p_1 - p_2)^2}$. Assuming a Gaussian shape of emission source, $R(Q_{12})$ were fitted by the standard Goldhaber-like function

$$R(Q_{12}) = \alpha(1 + \lambda e^{-Q_{12}^2 r^2})$$

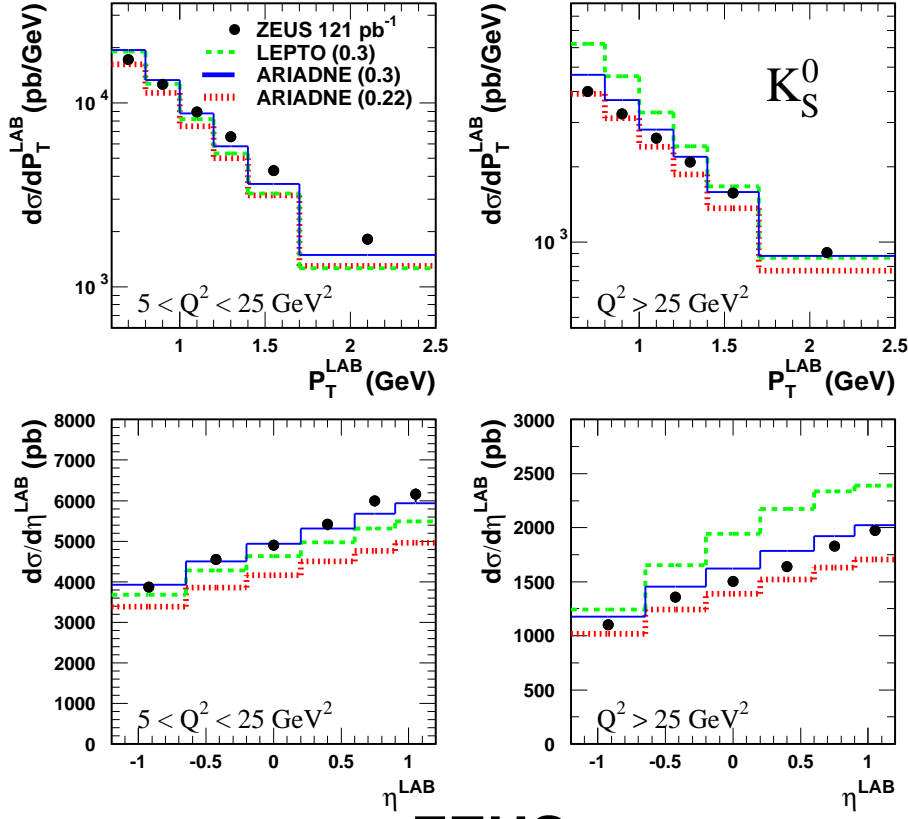
to extract the degree of the source coherence λ and the source radius r . The measured radii for $K^\pm K^\pm$ and $K_s^0 K_s^0$ are close to each other [4]. In case of $K_s^0 K_s^0$, the fit (see Fig. 4) does not take into account a possible contamination from the scalar $f_0(980)$ decaying below the threshold. The most probable fraction of $f_0(980)$ which allows to describe the excess of data over MC was estimated to be 4%. The results corrected for the f_0 contamination are $\lambda = 0.70 \pm 0.19_{-0.53}^{+0.47}$ and $r = 0.63 \pm 0.09_{-0.08}^{+0.11}$ fm. Thus, the $f_0(980) \rightarrow K_s^0 K_s^0$ decay can significantly affect the λ parameter for $K_s^0 K_s^0$ correlations. The radius-values obtained in DIS agree with e^+e^- annihilation results at LEP [4].

Acknowledgments. The author is grateful to H. Abramowicz and A. Savin for reading of the manuscript and comments.

References

- [1] B.B. Levchenko, Slides:
<http://indico.cern.ch/contributionDisplay.py?contribId=233&sessionId=6&confId=9499>
- [2] B. Andersson, The Lund model, in *Camb. Monogr. Part. Phys. Nucl. Phys. Cosmol.* **7**, 1 (1997).
- [3] ZEUS Collab., S. Chekanov *et al.*, Eur. Phys. J. **C 51**, 1 (2007).
- [4] ZEUS Coll., S. Chekanov *et al.*, Phys. Lett. **B 652**, 1 (2007).
- [5] ZEUS Collab., J. Breitweg *et al.*, Eur. Phys. J. **C 2**, 77 (1998).
- [6] ZEUS Collab., M.Derrick *et al.*, Z. Phys. **C 68**, 29 (1995).
- [7] L. Lönnblad, Comp. Phys. Comm. **71**, 15 (1992).
- [8] G. Ingelman, A. Edin and J. Rathsman, Comp. Phys. Comm. **101**, 108 (1997).
- [9] B. Kopeliovich and B. Povh, Z. Phys. **C 75**, 693 (1997).
- [10] T. Sjöstrand *et al.*, Comp. Phys. Comm. **135**, 238 (2001).

ZEUS



ZEUS

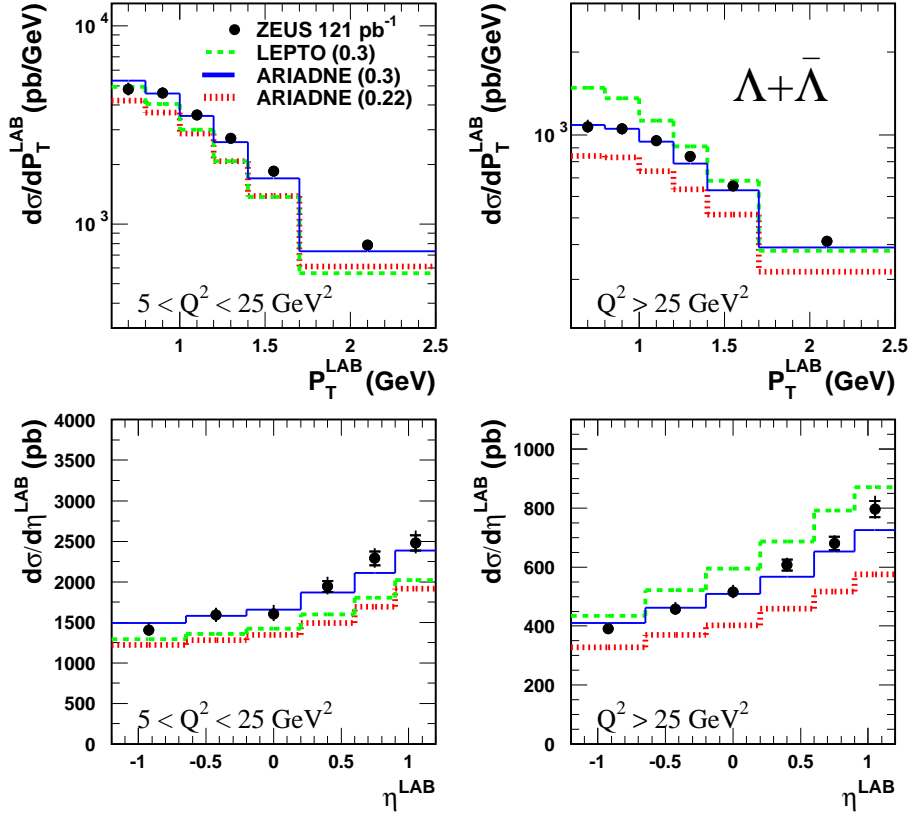
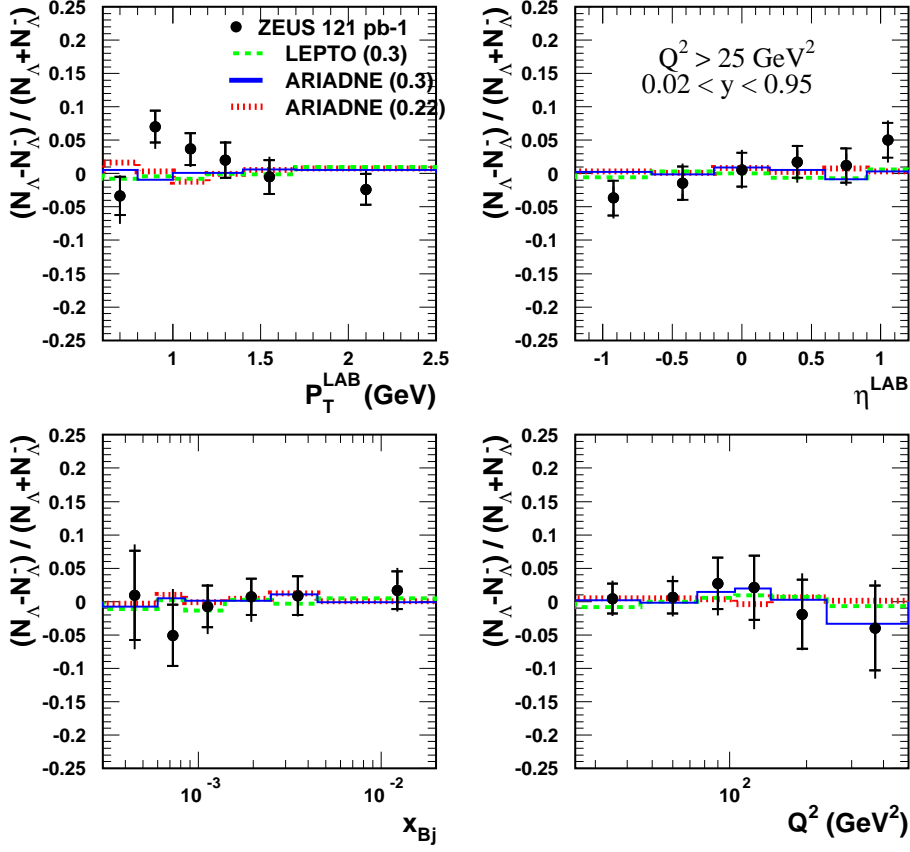


Figure 1: Differential K_S^0 and $\Lambda + \bar{\Lambda}$ production cross-sections. The model predictions are at values of a strangeness suppression factor λ_s shown in paranthesis.

ZEUS



ZEUS

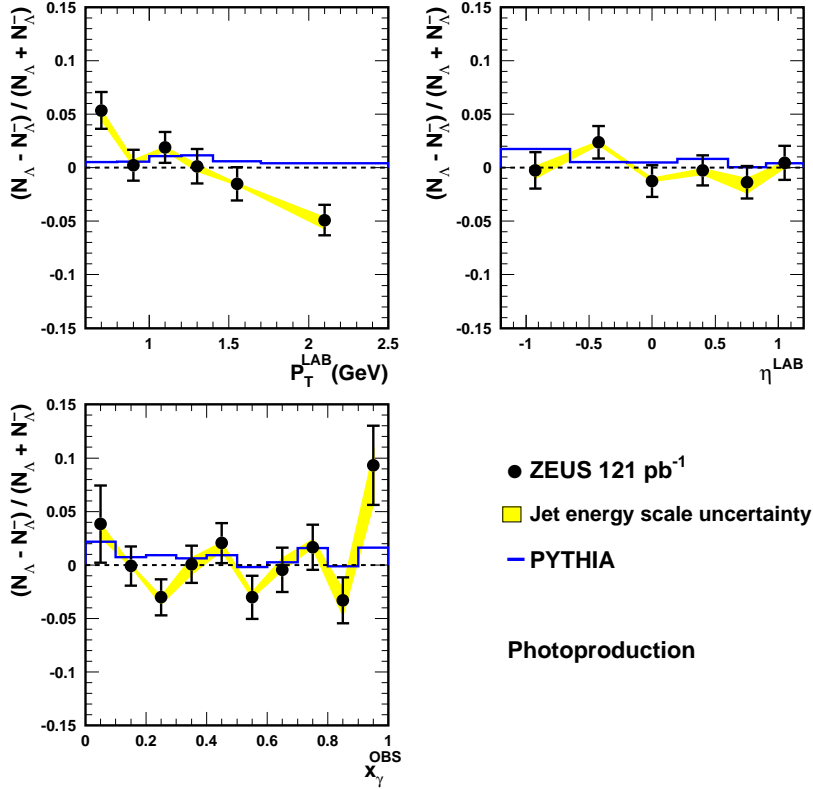
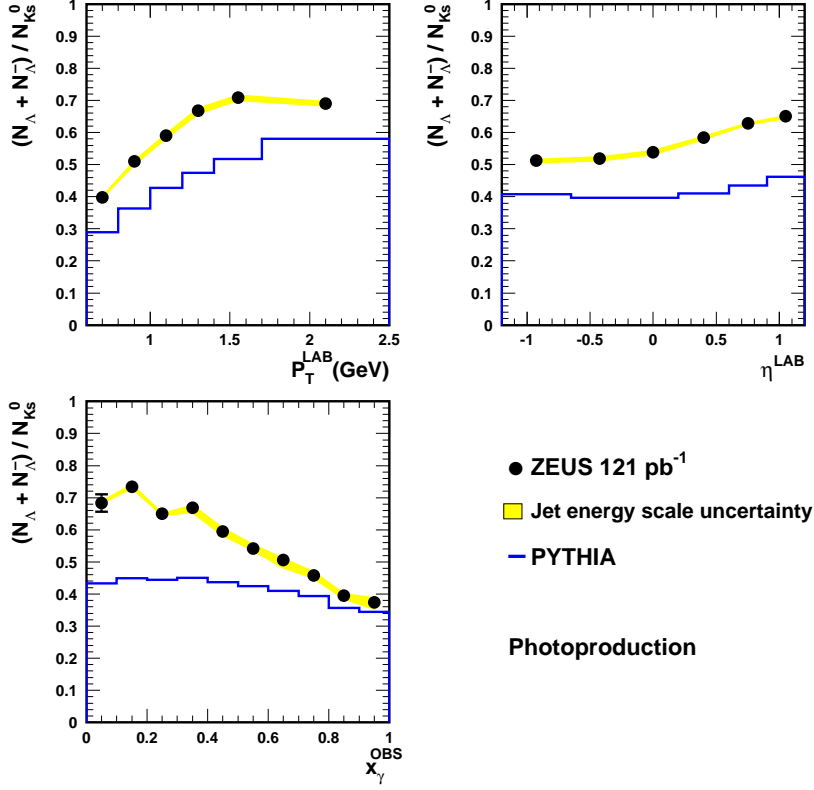


Figure 2: The baryon-antibaryon asymmetry \mathcal{A} as a function of P_T^{LAB} , η^{LAB} , x_{Bj} and Q^2 for the DIS sample (top), and as a function of P_T^{LAB} , η^{LAB} and x_{γ}^{OBS} for the photoproduction sample (bottom). The different lines are the predictions of the different MC generators, as indicated in the plots.

ZEUS



ZEUS

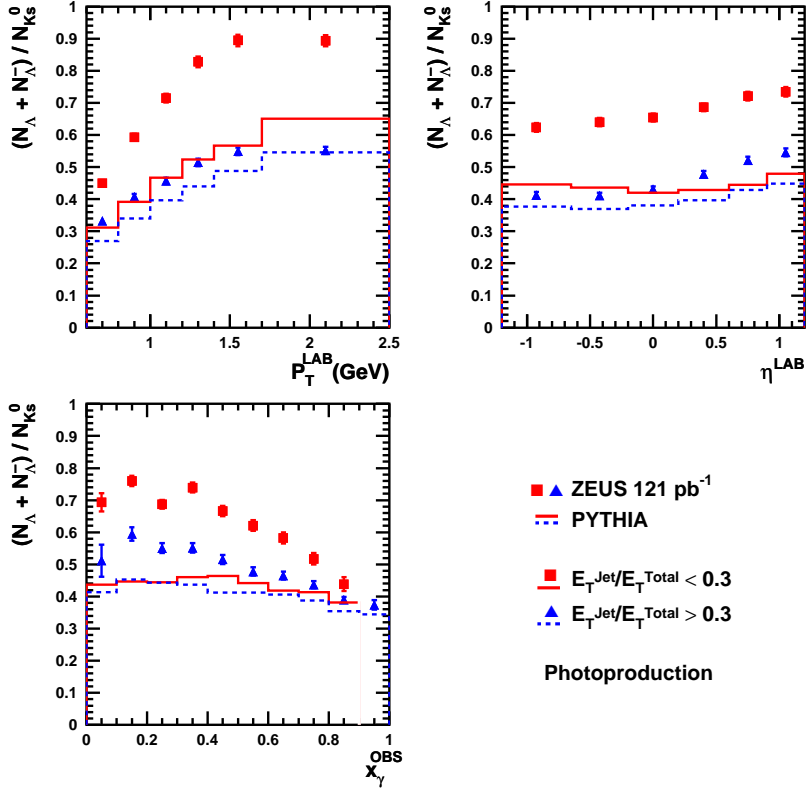


Figure 3: The ratio \mathcal{R} as a function of P_T^{LAB} , η^{LAB} , and x_γ^{OBS} for the PHP events. Top: the ratio from the whole PHP sample. Bottom: the ratio from the fireball-enriched (squares) and the fireball-depleted (triangles) samples. The predictions from PYTHIA for $\lambda_s = 0.3$.

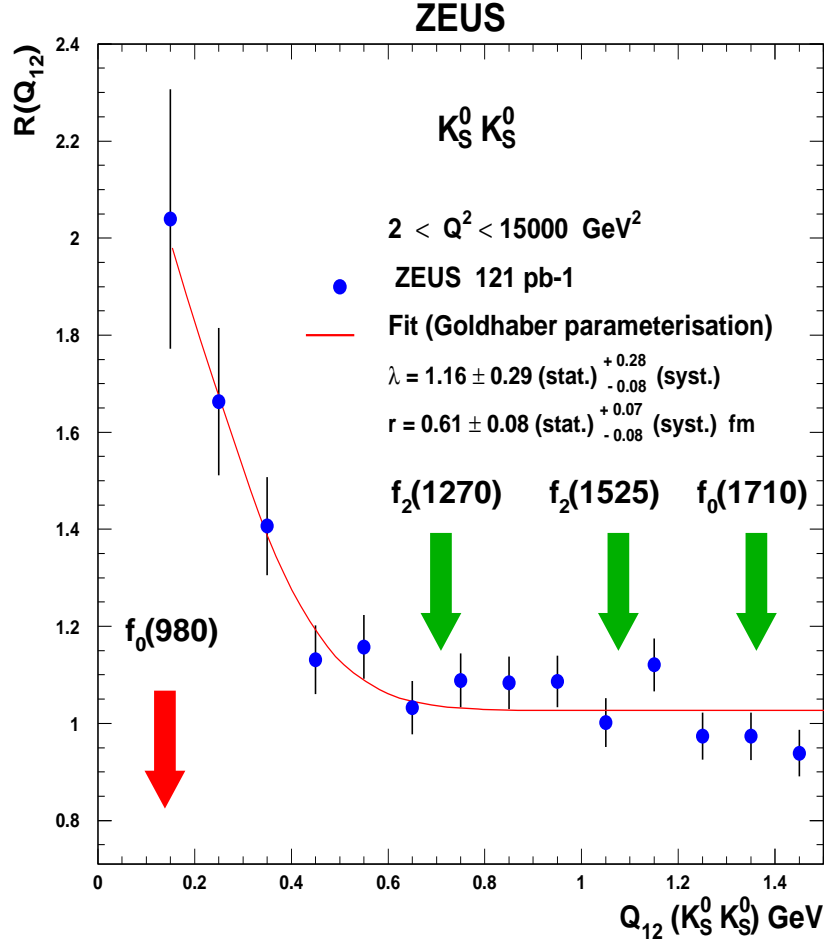


Figure 4: The two-particle correlation functions at $\langle Q^2 \rangle = 35 \text{ GeV}^2$ for neutral kaons with fits to the Goldhaber function. Arrows indicate Q_{12} regions with contributions from resonances in the $K_S^0 K_S^0$ system.