

Leading Yukawa corrections to Higgs production associated with a tagged bottom anti-bottom pair in the Standard Model at the LHC

F. Boudjema¹⁾ and LE Duc Ninh^{1,2)}

*1) LAPTH, Université de Savoie, CNRS,
BP 110, F-74941 Annecy-le-Vieux Cedex, France*

*2) CERN, Theory Division,
CH-1211 Geneva 23, Switzerland*

Abstract

Considering the large value of the top Yukawa coupling, we investigate the leading one-loop Yukawa electroweak corrections that can be induced by the top quark in a process such as Higgs production in association with a tagged bottom anti-bottom pair at the LHC. At NLO these contributions are found to be small at the LHC both for the total cross section and for the distributions. In the limit of vanishing bottom Yukawa coupling where the LO contribution vanishes, the process can still be induced at one-loop through the top quark transition. Though this contribution which can be counted as part of the NNLO correction is small for Higgs masses around 120GeV, it quickly picks up for higher Higgs masses. This contribution represents the rescattering of the top quarks and their decay into W 's leading to Higgs production through WW fusion.

1 Introduction

The most important goal of the LHC is the discovery of the Higgs and the concomitant study of the mechanism of electroweak symmetry breaking. Especially if no new phenomenon is unravelled through the direct production of new particles, the study of the Higgs properties such as its self-couplings and couplings to the other particles of the standard model (SM) will be crucial in order to establish the nature of the scalar component of the model. In this respect most prominent couplings, in the SM, are the Higgs, the top, and to a much lesser degree the bottom, Yukawa couplings. The top Yukawa coupling is after all of the order of the strong QCD coupling and plays a crucial role in a variety of Higgs related issues. The dominant mechanism for Higgs production at the Large Hadron Collider (LHC) is the gluon fusion process, which incidentally is initiated through a top loop. Electroweak gauge boson fusion and W/ZH associated production [1] are also of importance. Higgs production associated with heavy quarks like the top or bottom quark is not considered as a discovery channel because of its small total cross section, the top suffering further from a complicated final state topology. However, if one wants to determine the bottom-Higgs Yukawa coupling, λ_{bbH} , then Higgs production associated with a bottom anti-bottom pair could provide a direct measurement of this coupling. In the minimal supersymmetric standard model, MSSM, the bottom Yukawa coupling is enhanced by a factor $\tan\beta$, the ratio of the vacuum expectation values of the two Higgs doublets. For high $\tan\beta$ and not too large Higgs masses this provides an important discovery channel for the supersymmetric Higgses.

The next-to-leading order (NLO) QCD correction to $pp \rightarrow b\bar{b}H$ has been calculated by different groups relying on different formalisms. In a nut-shell, in the five-flavour scheme (5FNS)[2, 3], use is made of the bottom distribution function so that the process is approximated (at leading order, LO) by the fusion $b\bar{b} \rightarrow H$. This gives an approximation to the inclusive cross section dominated by the untagged low p_T outgoing b jets. If only one final b is tagged, the cross section is approximated by $gb \rightarrow bH$. The four flavour scheme (4FNS) has no b parton initiated process but is induced by gluon fusion $gg \rightarrow b\bar{b}H$, with a very small contribution from the light quark initiated process $q\bar{q} \rightarrow b\bar{b}H^*$. Here again the largest contribution is due to low p_T outgoing b 's which can be accounted for by gluon splitting into $b\bar{b}$. The latter needs to be resummed and hence one recovers most of the 5FNS calculation while retaining the full kinematics of the reaction. QCD NLO corrections have been performed in both schemes[3, 4, 5, 6] and one has now reached a quite good agreement[7].

The 5FNS approach, which at leading order is a two-to-one process has allowed the computation of the NNLO QCD correction[8, 9] and very recently the electroweak/SUSY (supersymmetry) correction[10] to $b\bar{b} \rightarrow \phi$, ϕ any of the neutral Higgs boson in the MSSM. SUSY QCD corrections have also been performed for $gg \rightarrow b\bar{b}h$ [11, 12] where h is the lightest Higgs in the MSSM as well as to $gb \rightarrow b\phi$ [13].

In order to exploit this production mechanism to study the Higgs couplings to b 's, one must

In fact $q\bar{q} \rightarrow b\bar{b}H$ is dominated by $q\bar{q} \rightarrow HZ^ \rightarrow b\bar{b}H$ and does not vanish for vanishing bottom Yukawa coupling. However this contribution should be counted as ZH production and can be excluded by imposing an appropriate cut on the invariant mass of the $b\bar{b}$ pair.

identify the process and therefore one needs to tag both b 's, requiring somewhat large p_T b . This reduces the cross section but gives much better signal over background ratio. For large p_T outgoing quarks one needs to rely on the 4FNS to properly reproduce the high p_T b quarks. The aim of this paper is to report on the calculation of the leading electroweak corrections to the exclusive $b\bar{b}H$ final state, meaning two b 's are detected. These leading electroweak corrections are triggered by top-charged Goldstone loops whereby, in effect, an external b quark turns into a top. This transition has a specific chiral structure whose dominant part is given by the top mass or, in terms of couplings, to the top Yukawa coupling. Considering that the latter is of the order of the QCD coupling constant, the corrections might be large. In fact, as we shall see, such type of transitions can trigger $gg \rightarrow b\bar{b}H$ even with *vanishing* $\lambda_{b\bar{b}H}$ in which case the process is generated solely at one-loop. We will quantify the effect of such contributions.

This calculation belonging to the class of the $2 \rightarrow 3$ processes at the LHC, we will also cover some technical issues pertaining to such calculations, like among other things the helicity amplitude method we use and the occurrence of vanishingly small (inverse) Gram determinant. This determinant occurs when solving the system of (linearly independent) tensor integrals in terms of the basis of scalar integrals. The Gram matrix is constructed out of the scalar products of the $(N - 1)$ linearly independent momenta for a process with N external legs. The Gram determinant can vanish if the momenta of the set are, for example, for some exceptional point in phase space no longer linearly independent.

In this paper we restrict ourselves to a Higgs mass in the range preferred by the latest electroweak data[14], in particular we confine the present study to $M_H < 150\text{GeV}$. Another reason for this choice is that, as we will briefly point out, as the Higgs mass increases the loop induced cross section increases and the loop integral starts showing instabilities. This we have identified as a Landau singularity which is a pinch singularity of the loop integral. This has an interesting physical origin: the rescattering of on-shell top quarks into W bosons, giving rise to W boson fusion into Higgs. We leave this important issue to another study though.

The plan of the paper is as follows. In the next section we present some general considerations concerning the properties and structure of the calculation we have performed. We first briefly review the tree-level LO amplitude and highlight some symmetries of the helicity amplitudes. These symmetries are maintained by QCD corrections but not by the electroweak corrections we are studying. We then discuss the leading approximation as given by the insertions of the top-bottom-Goldstone Yukawa vertex. We classify the contributions into three classes in the cases of the NLO correction as well as the contributions that survive at one-loop even for $\lambda_{b\bar{b}H} = 0$. In section 3 we give our renormalisation scheme and discuss the inclusion of a top/Higgs Yukawa enhanced contribution which can be considered as a universal correction to Higgs processes related to the Higgs wave function renormalisation and the renormalisation of the vacuum expectation value. Section 4 gives an overview of some calculational details in particular how the calculation is organised. Discussion on the loop integrals, the appearance of spurious instabilities related to vanishing Gram determinants and how these are cured depending on how the phase space integration is carried out is also presented. We also discuss in this section how we checked our results through ultraviolet finiteness and gauge invariance. Section 5 presents and

discusses the numerical results we find for the total cross section and various distributions both at the level of the NLO electroweak correction as well as the one-loop contribution that survives in the limit of vanishing λ_{bbH} . Details about the helicity amplitude method we used as well as the optimisation of the code are presented in two appendices.

2 General considerations

Before discussing the details of the calculation it is educative to expose some key features that appear when one considers the electroweak corrections at one-loop compared to the structure we have at tree-level or even the structure that emerges from QCD loop calculations. In particular the helicity structure is quite telling. So let us set our definition first. The process we consider is $g(p_1, \lambda_1) + g(p_2, \lambda_2) \rightarrow b(p_3, \lambda_3) + \bar{b}(p_4, \lambda_4) + H(p_5)$. $\lambda_i = \pm$ with $i = 1, 2, 3, 4$ are the helicities of the gluons, the bottom and anti-bottom while p_i are the momenta of particles. The corresponding helicity amplitude will be denoted by $\mathcal{A}(\lambda_1, \lambda_2; \lambda_3, \lambda_4)$.

2.1 Leading order considerations

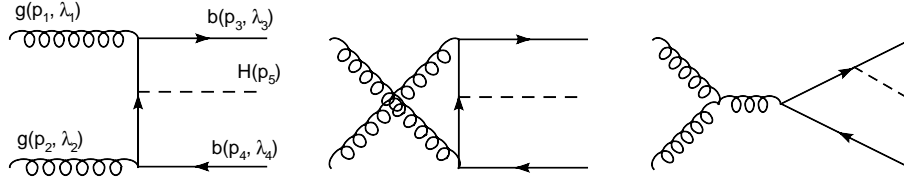


Figure 1: *All the eight Feynman diagrams can be obtained by inserting the Higgs line to all possible positions in the bottom line.*

At tree-level, see Fig. 1 for the contributing diagrams, the Higgs can only attach to the b -quark and therefore each diagram, and hence the total amplitude, is proportional to the Higgs coupling to $b\bar{b}$, λ_{bbH} . Compared to the gluon coupling this scalar coupling breaks chirality. These features remain unchanged when we consider QCD corrections. Moreover the QCD coupling and the Higgs coupling are parity conserving which allows to relate the state with helicities $(\lambda_1, \lambda_2; \lambda_3, \lambda_4)$ to the one with $(-\lambda_1, -\lambda_2; -\lambda_3, -\lambda_4)$ therefore cutting by half the number of helicity amplitudes to calculate. With our conventions for the definition of the helicity states, see Appendix A, parity conservation for the tree-level helicity amplitude gives

$$\mathcal{A}_0(-\lambda_1, -\lambda_2; -\lambda_3, -\lambda_4) = \lambda_3 \lambda_4 \mathcal{A}_0(\lambda_1, \lambda_2; \lambda_3, \lambda_4)^*. \quad (1)$$

This can be generalised at higher order in QCD with due care of possible absorptive parts in taking complex conjugation.

The number of contributing helicity amplitudes can be reduced even further at the leading order, in fact halved again, in the limit where one neglects the mass of the b -quark that originates from the b -quark spinors and therefore from the b quark propagators. We

should in this case consider the λ_{bbH} as an independent coupling, intimately related to the model of symmetry breaking. In this case chirality and helicity arguments are the same, the b and \bar{b} must have opposite helicities for the leading order amplitudes and hence only $\mathcal{A}_0(\lambda_1, \lambda_2; \lambda, -\lambda)$ remain non zero. In this limit, this means that only a string containing an even number of Dirac γ matrices, which we will label in general as Γ^{even} as opposed to Γ^{odd} for a string with an odd number of γ 's, can contribute.

In the general case and reinstating the b mass, we may write the helicity amplitudes as

$$\begin{aligned} \mathcal{A}(\lambda_1, \lambda_2; \lambda_3, \lambda_4) &= \bar{u}(\lambda_3) (\Gamma_{\lambda_1, \lambda_2}^{\text{even}} + \Gamma_{\lambda_1, \lambda_2}^{\text{odd}}) v(\lambda_4) \\ &= \delta_{\lambda_3, -\lambda_4} \left(\mathcal{A}^{\text{even}} + m_b \tilde{\mathcal{A}}^{\text{odd}} \right) + \delta_{\lambda_3, \lambda_4} \left(\mathcal{A}^{\text{odd}} + m_b \tilde{\mathcal{A}}^{\text{even}} \right). \end{aligned} \quad (2)$$

The label even in $\mathcal{A}^{\text{even}}$ and $\tilde{\mathcal{A}}^{\text{even}}$ are the contributions of Γ^{even} to the amplitude and likewise for odd . This way of writing shows that m_b originates from the mass insertion coming from the massive spinors and are responsible for chirality flip. In the limit $m_b \rightarrow 0$, $\Gamma_{\lambda_1, \lambda_2}^{\text{even}}$ and $\Gamma_{\lambda_1, \lambda_2}^{\text{odd}}$ contribute to different independent helicity amplitudes. In general Γ^{even} and Γ^{odd} differ by a (fermion) mass insertion. In fact Γ^{odd} is proportional to a fermion mass insertion from a propagator. At leading order the mass insertion is naturally m_b , such that Γ^{odd} is $\mathcal{O}(m_b)$. This shows that at leading order, corrections from $m_b = 0$ to the total cross section are of order $\mathcal{O}(m_b^2)$. Of course there might be some enhancement of the $\mathcal{O}(m_b^2)$ terms if one remembers that the cross section can bring about terms of order $m_b^2/(p_T^b)^2$. However, in our calculation where we require the b 's to be observed hence requiring a p_T^b cut, the effect will be minimal. With $m_b = 4.62\text{GeV}$, the effect of neglecting m_b is that the cross section is increased by 3.7% for $|\mathbf{p}_T^{b, \bar{b}}| > 20\text{GeV}$ and 1.1% for $|\mathbf{p}_T^{b, \bar{b}}| > 50\text{GeV}$. At one-loop, the chiral structure of the weak interaction and the contribution of the top change many of the characteristics that we have just discussed for the tree-level.

2.2 New electroweak Yukawa-type contributions, novel characteristics

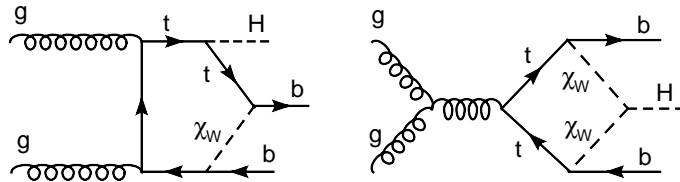


Figure 2: Sample of one-loop diagrams related to the Yukawa interaction in the SM. χ_W represents the charged Goldstone boson.

Indeed, look at the two contributions arising from the one loop electroweak corrections given in Fig. 2. Now the Higgs can attach to the top or to the W . Therefore these contributions do not vanish in the limit $\lambda_{bbH} = 0$. Because now the fermion loop is a top loop, the mass insertion in what we called Γ^{odd} is proportional to the top mass and is not

negligible. In fact the diagrams in Fig. 2 show the charged Goldstone boson in the loop. The latter triggers a $t \rightarrow b\chi_W$ transition whose dominant coupling is proportional to the Yukawa coupling of the top. We will in fact be working in the approximation of keeping only the Yukawa couplings. This reduces the number of diagrams and if working in the Feynman gauge as we do in this computation, only the Goldstone contributions survive. The neutral Goldstone bosons can only contribute corrections of order λ_b^2 . We will neglect these $\mathcal{O}(\lambda_b^2)$ contributions at the amplitude level. However the order $\mathcal{O}(\lambda_b)$ corrections will be kept. All the corrections are then triggered by $t \rightarrow b\chi_W$ and apart from the QCD $g \rightarrow b\bar{b}$ vertex, only the Yukawa vertices shown in Fig. 3 below are needed to build up the full set of electroweak corrections.

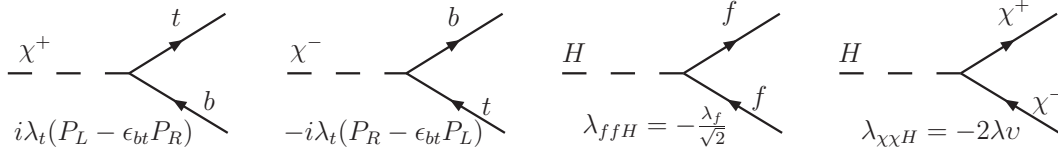


Figure 3: *Relevant vertices appearing at one loop.* $\epsilon_{bt} = \lambda_b/\lambda_t$, v is the vacuum expectation value and λ is the Higgs self-coupling, related to the Higgs mass in the Standard Model. $P_{L,R} = (1 \mp \gamma_5)/2$

Note that in models outside the Standard Model, the Higgs coupling to the fermion f , λ_{ffH} , can involve other parameters beside the corresponding Yukawa coupling λ_f . The Higgs coupling to the charged Goldstone involves the Higgs self-coupling or Yukawa coupling of the Higgs, $\lambda = M_H^2/2v^2$ proportional to the square of the Higgs mass. The latter can be large for large Higgs masses. These considerations allow to classify the contributions into three gauge invariant classes.

2.3 Three classes of diagrams and the chiral structure at one-loop

All the one-loop diagrams are classified into three gauge invariant groups as displayed in Fig. 4. The Higgs couples to the bottom quark in the first group (Fig. 4a), to the top quark in the second group (Fig. 4b) and to the charged Goldstone boson in the third group (Fig. 4c). As shown in Fig. 4 each class can be efficiently reconstructed from the one-loop vertex $b\bar{b}H$, depending on which leg one attaches the Higgs, by then grafting the gluons in all possible ways. We have also checked explicitly that each class with its counterterms, see below, constitutes a QCD gauge invariant subset. Note that these three contributions depend on different combinations of independent couplings and therefore constitute independent sets.

The chiral structure $t \rightarrow b\chi_W$ impacts directly on the structure of the helicity amplitudes at one-loop. The split of each contribution according to Γ^{even} and Γ^{odd} , see Eq. 2 will turn out to be useful and will indicate which helicity amplitude can be enhanced by which Yukawa coupling at one-loop. We show only one example in class (b) of Fig. 4. It is straight forward to carry the same analysis for all other diagrams. We choose the first

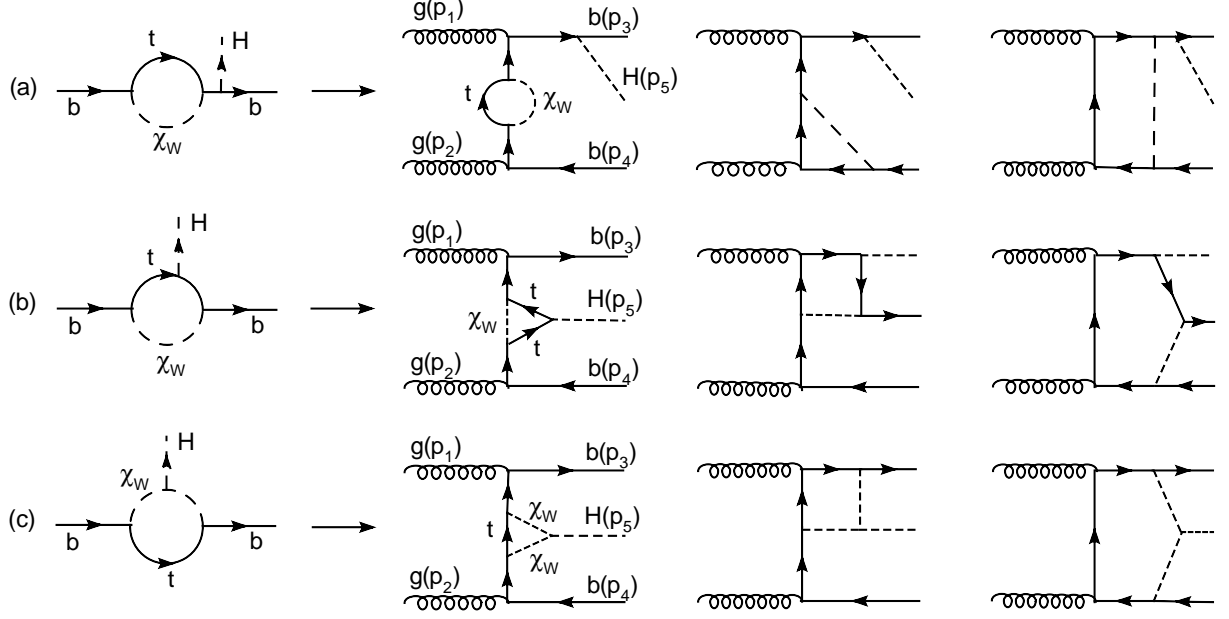


Figure 4: All the diagrams in each groups can be obtained by inserting the two gluon lines or one triple gluon vertex (not shown) to all possible positions in the generic bottom line, which is the first diagram on the left. We have checked the number of diagrams through Grace-loop[15].

diagram in group (b) in Fig. 4. For clarity we will here take $m_b = 0$, we have already shown how m_b insertions are taken into account, see Eq. 2. Leaving aside the colour part which can always be factorised out (see Appendix B) and the strong coupling constant, we write explicitly the contribution of this diagram as

$$\mathcal{A}_{b1}(\lambda_1, \lambda_2; \lambda_3, \lambda_4) = \lambda_{tH} \lambda_t^2 \bar{u}(\lambda_3, p_3) \not{\epsilon}(\lambda_1, p_1) \frac{\not{p}_{13}}{\bar{p}_{13}^2} C_{b1} \frac{\not{p}_{24}}{\bar{p}_{24}^2} \not{\epsilon}(\lambda_2, p_2) u(\lambda_4, p_4). \quad (3)$$

C_{b1} is the Yukawa vertex correction. In D -dimension, with q the integration variable, the momenta as defined in Fig. 1 with $p_{ij} = p_i + p_j$ and $\bar{p}_{ij} = p_j - p_i$ we have

$$C_{b1} = \int \frac{d^D q}{(2\pi)^D i} \frac{(P_R - \varepsilon_{bt} P_L)(m_t + \not{q} + \not{p}_{13})(m_t + \not{q} - \not{p}_{24})(P_L - \varepsilon_{bt} P_R)}{(M_W^2 - q^2)[m_t^2 - (q + \bar{p}_{13})^2][m_t^2 - (q - \bar{p}_{24})^2]}. \quad (4)$$

The numerator of the integrand of (4), neglecting terms of $\mathcal{O}(\lambda_b^2)$, can be re-arranged such as

$$\mathcal{A}_{b1}(\lambda_1, \lambda_2; \lambda_3, \lambda_4) \xrightarrow{\text{numerator}} \underbrace{-\varepsilon_{bt} (m_t^2 + (\not{q} + \not{p}_{13})(\not{q} - \not{p}_{24}))}_{\Gamma^{\text{even}}} + \underbrace{m_t P_R (2\not{q} + \not{p}_{13} - \not{p}_{24})}_{\Gamma^{\text{odd}}}. \quad (5)$$

This shows explicitly that Γ^{odd} structures with a specific chirality, P_R , can indeed be generated. They do not vanish as $\lambda_{bbh} \rightarrow 0$. The even one-loop structures on the other

hand are $\mathcal{O}(\lambda_b)$. The structure in class (c), Higgs radiation off the charged Goldstones, is the same. For class (a), radiation off the b -quark, the structure of the correction is different, the odd part is suppressed and receives an $\mathcal{O}(\lambda_b)$ correction. To summarise, with $m_b = 0$, making explicit the Yukawa couplings and the chiral structure if any, for example P_R , that characterise each class and comparing to the leading order, one has

	Γ^{even}	Γ^{odd}
tree-level	λ_{bbH}	0
(a)	$\lambda_t^2 \lambda_{bbH}$	$\lambda_b \lambda_t \lambda_{bbH}$
(b)	$\lambda_b \lambda_t \lambda_{ttH}$	$\lambda_t^2 \lambda_{ttH}, (P_R)$
(c)	$\lambda_b \lambda_t \lambda_{\chi\chi H}$	$\lambda_t^2 \lambda_{\chi\chi H}, (P_R)$

We have kept λ_{ffH} and λ_f separate to show how the structures may change in the MSSM for example and also why just by inspecting the couplings we can differentiate between the three classes. We clearly see that all one-loop Γ^{even} contributions vanish in the limit $\lambda_b = 0$ or $\lambda_{bbH} = 0$. On the other hand this is not the case for the one-loop Γ^{odd} contribution belonging to class (b) and (c). However for these contributions to interfere with the tree-level LO contribution requires a chirality flip through a m_b insertion. Therefore in the SM for example, the NLO cross section is necessarily of order m_b^2 , like the LO, with corrections proportional to the top Yukawa coupling for example. On the other hand, in the limit of $\lambda_{bbH} = 0$, the tree level vanishes but $gg \rightarrow b\bar{b}H$ still goes with an amplitude of order $g_s^2 \lambda_t^2 \lambda_{ttH}$ or $g_s^2 \lambda_t^2 \lambda_{\chi\chi H}$. For $\lambda_{bbH} \neq 0$ these contributions should be considered as part of the NNLO “corrections” however they do not vanish in the limit $m_b \rightarrow 0$ (or $\lambda_{bbH} = 0$) while the tree level does. These contributions can be important and we will therefore study their effects. For these contributions at the “NNLO” we can set $m_b = 0$.

The classification in terms of structures as we have done makes clear also that the novel one-loop induced Γ^{odd} contributions must be ultraviolet finite. This is not necessarily the case of the Γ^{even} structures where counterterms to the tree-level structures are needed through renormalisation to which we now turn.

3 Renormalisation

We use an on-shell (OS) renormalisation scheme exactly along the lines described in[15]. Ultraviolet divergences are regularised through dimensional regularisation. In our approximation we only need to renormalise the vertices $b\bar{b}g$ and $b\bar{b}H$ as well as the bottom mass, m_b . For the $b\bar{b}g$ vertex, from the point of view of the corrections we are carrying, only wave function renormalisation for the b/\bar{b} field is required: $b_{L,R}^{(-)} \rightarrow (1 + \delta Z_{b_{L,R}}^{1/2}) b_{L,R}^{(-)}$. $\delta Z_{b_{L,R}}^{1/2}$ can be taken real, see[15]. The counterterm to m_b , δm_b and the wave function renormalisation for the b/\bar{b} are set by imposing the usual conditions for pole position and residue on the renormalised bottom propagator. In terms of the self-energy correction $\Sigma_{bb}(q)$ with momentum q [15]:

$$\Sigma(q^2) = K_1 + K_\gamma \not{q} + K_{5\gamma} \not{q} \gamma_5. \quad (6)$$

This translates into

$$\begin{aligned}
\delta m_b &= \text{Re} \left(m_b K_\gamma(m_b^2) + K_1(m_b^2) \right), \\
\delta Z_{b_L}^{1/2} &= \frac{1}{2} \text{Re} \left(K_{5\gamma}(m_b^2) - K_\gamma(m_b^2) \right) - m_b \frac{d}{dq^2} \left(m_b \text{Re} K_\gamma(q^2) + \text{Re} K_1(q^2) \right) \Big|_{q^2=m_b^2}, \\
\delta Z_{b_R}^{1/2} &= -\frac{1}{2} \text{Re} \left(K_{5\gamma}(m_b^2) + K_\gamma(m_b^2) \right) - m_b \frac{d}{dq^2} \left(m_b \text{Re} K_\gamma(q^2) + \text{Re} K_1(q^2) \right) \Big|_{q^2=m_b^2}. \quad (7)
\end{aligned}$$

We calculate the coefficients $K_{1,\gamma,5\gamma}$ of the bottom self-energy in the same spirit we calculate the other one-loop corrections, *i.e.* only through the $t \rightarrow b\chi_W$ transition, see the first diagram of class (a) in Fig. 4. We get,

$$\begin{aligned}
K_1(q^2) &= -\frac{\lambda_t^2}{16\pi^2} \left(C_{UV} - F_0(m_t, M_W, q^2) \right), \\
K_\gamma(q^2) &= -K_{5\gamma}(q^2) = \frac{\lambda_t^2}{64\pi^2} \left(C_{UV} - 2F_1(m_t, M_W, q^2) \right) \\
\text{with } C_{UV} &= \frac{1}{\epsilon} - \gamma_E + \ln 4\pi, \quad D = 4 - 2\epsilon, \\
F_n(m_1, m_2, q^2) &= \int_0^1 dx x^n \ln \left((1-x)m_1^2 + xm_2^2 - x(1-x)q^2 \right). \quad (8)
\end{aligned}$$

The reason we get $K_\gamma(q^2) = -K_{5\gamma}(q^2)$ is due to the particular chiral structure of the $t \rightarrow b\chi_W$ loop insertion. In particular for $m_b = 0$, one recovers that these corrections only contribute to $\delta Z_{b_L}^{1/2}$ and not $\delta Z_{b_R}^{1/2}$.

The counterterms needed to renormalise the $b\bar{b}H$ vertex are $\delta m_b, \delta Z_{b_{L,R}}^{1/2}$ as well as the Higgs wave function renormalisation $\delta Z_H^{1/2}$ and the counterterm to the vacuum expectation value, $v, \delta v$. Indeed we have $\delta_{bbH} = \lambda_{bbH} \left(\frac{\delta m_b}{m_b} + \delta Z_{b_L}^{1/2} + \delta Z_{b_R}^{1/2} + (\delta Z_H^{1/2} - \delta v) \right)$. The $t \rightarrow b\chi_W$ loop insertion does not contribute to $\delta Z_H^{1/2}$ (which originates from the Higgs self energy two-point function) nor to δv , the renormalisation of the vacuum expectation value. On the other hand $(\delta Z_H^{1/2} - \delta v)$ can be seen as a universal correction to Higgs production processes. We will include this correction as it has potentially large contributions scaling like λ_t^2 and λ which fall into the category of the corrections we are seeking. Within the calculation we have performed this means that the combination $(\delta Z_H^{1/2} - \delta v)$ must be finite. Indeed, we find

$$\begin{aligned}
\delta Z_H^{1/2} &= -\frac{1}{8\pi^2} \text{Re} \left\{ \frac{3\lambda_t^2}{4} \left(C_{UV} - F_0(m_t, m_t, M_H^2) \right) \right. \\
&\quad - M_H^2 G_0(m_t, m_t, M_H^2) + 4m_t^2 G_0(m_t, m_t, M_H^2) \Big) \\
&\quad \left. - \frac{\lambda}{4} \left(9G_0(M_H, M_H, M_H^2) + 2G_0(M_W, M_W, M_H^2) + G_0(M_Z, M_Z, M_H^2) \right) \right\},
\end{aligned}$$

$$\begin{aligned}
\delta v &= -\frac{1}{8\pi^2} Re \left\{ \frac{3\lambda_t^2}{4} \left(C_{UV} - 2F_1(m_b, m_t, M_W^2) \right) \right. \\
&\quad - \lambda \left(F_0(M_H, M_W, M_W^2) - F_1(M_H, M_W, M_W^2) - \frac{1}{2} \ln M_H^2 \right) \\
&\quad - \frac{c_W^2}{s_W^2} \left(\frac{3\lambda_t^2}{4} \left(F_0(m_t, m_t, M_Z^2) - 2F_1(m_b, m_t, M_W^2) \right) + \lambda \left(F_0(M_H, M_Z, M_Z^2) \right. \right. \\
&\quad \left. \left. - F_1(M_H, M_Z, M_Z^2) - F_0(M_H, M_W, M_W^2) + F_1(M_H, M_W, M_W^2) \right) \right) \Big\}, \\
G_n(m_1, m_2, q^2) &= q^2 \frac{d}{dq^2} F_n(m_1, m_2, q^2) = q^2 \int_0^1 dx \frac{-x^n x(1-x)}{(1-x)m_1^2 + xm_2^2 - x(1-x)q^2},
\end{aligned} \tag{9}$$

which shows that $(\delta Z_H^{1/2} - \delta v)$ is finite.

In the actual calculation, the counter term δ_{bbg}^μ belongs to class (a) in the classification of Fig 4. This makes class (a) finite. The counterterm we associate to class (b) is the part of δ_{bbH} from the $t \rightarrow b\chi_W$ loops and therefore does not include what we termed the universal Higgs correction, *i.e* does not include the contribution $(\delta Z_H^{1/2} - \delta v)$. This is sufficient to make class (b) finite. In our approach (c) is finite without the addition of a counterterm. We will keep the $(\delta Z_H^{1/2} - \delta v)$ contribution separate from the contributions in classes (a), (b), (c). We will of course include it in the final result.

4 Calculation details

We have written two independent codes. In the first one we set $m_b = 0$ in all propagators and other spinors that emerge from the helicity formalism we follow. In this limit, the helicity formalism is very much simplified and the expression quite compact. This code is in fact subdivided in two separate sub-codes. One sub-code is generated for the “even” part (constituted by the Γ^{even} contributions, see Eq. 2) and the other by the “odd” part. We also generate a completely independent code for the case $m_b \neq 0$ where in particular we use the helicity formalism with massive fermions. Details of the helicity formalism that we use are given in Appendix A.

The steps that go into writing these codes are the following. In the first stage, we use Form[16] to generate expressions for the tree level and one loop helicity amplitudes. Each helicity amplitude is written in terms of Lorentz invariants, scalar spinor functions $(A, B, C)_{\lambda_i \lambda_j}$ defined in Appendix A and the Passarino-Veltman[17] tensor functions T_M^N for a tensor of rank M for N -point function. We have also sought to write the contribution of each amplitude as a product of different structures or blocks that reappear for different graphs and contributions. For example colour factorisation is implemented, this further allows to rearrange the amplitude into an Abelian part and a non-Abelian part which will not interfere with each other at the matrix element squared level. The helicity information is contained in a set of basic blocks for further optimisation. Another set of blocks pertains to the loop integrals and other elements. The factorisation of the full amplitude in terms of independent building blocks is easily processed within Form. These building blocks can still consist of long algebraic expressions which can be efficiently abbreviated into compact

variables with the help of a Perl script which also allows to convert the output of Form into the Fortran code ready for a numerical evaluation. More details on the connection between Form and Fortran as well as the optimisation we implemented in the codes can be found in Appendix B.

4.1 Loop integrals, Gram determinants and phase space integrals

The highest rank M of the Passarino-Veltman tensor functions T_M^N with $M \leq N$ that we encounter in our calculation is $M = 4$ and is associated to a pentagon graph, $N = 5$. We use the library `LoopTools`[18] to calculate all the tensorial one loop integrals as well as the scalar integrals, this means that we leave it completely to `LoopTools` to perform the reduction of the tensor integrals to the basis of the scalar integrals. In order to obtain the cross section one needs to perform the phase-space integration and convolution over the gluon distribution function (GDF), $g(x, Q)$ with Q representing the factorisation scale. We have

$$\begin{aligned} \sigma(pp \rightarrow b\bar{b}H) &= \frac{1}{256} \int_0^1 dx_1 g(x_1, Q) \int_0^1 dx_2 g(x_2, Q) \\ &\times \frac{1}{\hat{F}} \int \frac{d^3\mathbf{p}_3}{2e_3} \frac{d^3\mathbf{p}_4}{2e_4} \frac{d^3\mathbf{p}_5}{2e_5} |\mathcal{A}(gg \rightarrow b\bar{b}H)|^2 \delta^4(p_1 + p_2 - p_3 - p_4 - p_5), \end{aligned} \quad (10)$$

where $\frac{1}{256} = \frac{1}{4} \times \frac{1}{8} \times \frac{1}{8}$ is the spin and colour average factor and the flux factor is $1/\hat{F} = 1/(2\pi)^5 2\hat{s}$ with $\hat{s} = x_1 x_2 s \geq (2m_b + M_H)^2$.

The integration over the three body phase space and momentum fractions of the two initial gluons is done by using two “integrators”: `BASES`[19] and `DADMUL`[20]. `BASES` is a Monte Carlo that uses the importance sampling technique while `DADMUL` is based on the adaptive quadrature algorithm. The use of two different phase space integration routines helps control the accuracy of the results and helps detect possible instabilities. In fact some numerical instabilities in the phase space integration do occur when we use `DADMUL` but not when we use `BASES` which gives very stable results with small integration error, typically 0.08% for 10^5 Monte Carlo points. For the range of Higgs masses we are studying in this paper, the instabilities that are detected with `DADMUL` were identified as spurious singularities having to do with vanishing Gram determinants for the three and four point tensorial functions calculated in `LoopTools` by using the Passarino-Veltman reduction method[†]. Because this problem always happens at the boundary of phase space, we can avoid it by imposing appropriate kinematic cuts in the final state. In our calculation, almost all zero Gram determinants disappear when we apply the cuts on the transverse momenta of the bottom quarks relevant for our situation, see section 5.1 for the choice of cuts. The remaining zero Gram determinants occur when the two bottom quarks or one bottom quark and the Higgs are produced in the same direction. Our solution, once

[†]The reduction of the five point function using the method of Denner and Dittmaier [21, 22] which avoids the Gram determinant at this stage as implemented in `LoopTools` gives very stable results.

identified as spurious, was to discard these points by imposing some tiny cuts on the polar, θ , and relative azimuthal angles, ϕ of the outgoing b -quarks, the value of the cuts is $\theta_{\text{cut}}^{b,\bar{b}} = |\sin \phi|_{\text{cut}} = 10^{-6}$. DADMUL then produces the same result as BASES within the integration error.

4.2 Checks on the results

i) Ultraviolet finiteness:

The final results must be ultraviolet (UV) finite. It means that they should be independent of the parameter C_{UV} defined in Eq. 8. In our code this parameter is treated as a variable. The cancellation of C_{UV} has been carefully checked in our code. Upon varying the value of the parameter C_{UV} from $C_{UV} = 0$ to $C_{UV} = 10^5$, the results are stable within more than 9 digits using double precision. This check makes sure that the divergent part of the calculation is correct. The correctness of the finite part is also well checked in our code by confirming that each helicity configuration is QCD gauge invariant.

ii) QCD gauge invariance:

In the physical gauge we use, the QCD gauge invariance reflects the fact that the gluon is massless and has only two transverse polarisation components. In the helicity formalism that we use, the polarisation vector of the gluon of momentum p and helicity λ is constructed with the help of a reference vector q , see Appendix A for details. The polarisation vector is then labelled as $\varepsilon^\mu(p, \lambda; q)$. A change of reference vector from q to q' amounts essentially to a gauge transformation (up to a phase)

$$\varepsilon^\mu(p, \lambda; q') = e^{i\phi(q', q)} \varepsilon^\mu(p, \lambda; q) + \beta(q', q) p^\mu. \quad (11)$$

QCD gauge invariance in our case amounts to independence of the cross section in the choice of the reference vector, q . We have carefully checked that the numerical result for the norm of each helicity amplitude at various points in phase space is independent of the reference vectors say $q_{1,2}$ for gluon 1 and 2, up to 12 digits using double precision. By default, our numerical evaluation is based on the use of $q_{1,2} = (p_2, p_1)$. For the checks in the case of massive b quarks the result with the default choice $q_{1,2} = (p_2, p_1)$ is compared with a random choice of $q_{1,2}$, keeping away from vectors with excessively too small or too large components, see Appendix A for more details.

iii) As stated earlier, the result based on the use of the massive quark helicity amplitude are checked against those with the independent code using the massless helicity amplitude by setting the mass of the b quark to zero. This is though just a consistency check.

iv) At the level of integration over phase space and density functions we have used two integration routines and made sure that we obtain the same result once we have properly dealt with the spurious Gram determinant as we explained in section 4.1.

v) Moreover, our tree level results have been successfully checked against the results of CalcHEP[23].

5 Results

5.1 Input parameters and kinematical cuts

Our input parameters are $\alpha(0) = 1/137.03599911$, $M_W = 80.3766\text{GeV}$, $M_Z = 91.1876\text{GeV}$, $\alpha_s(M_Z) = 0.118$, $m_b = 4.62\text{GeV}$, $m_t = 174.0\text{GeV}$ with $s_W \equiv \sqrt{1 - M_W^2/M_Z^2}$. The CKM parameter V_{tb} is set to be 1. We consider the case at the LHC where the center of mass energy of the two initial protons is $\sqrt{s} = 14\text{TeV}$. Neglecting the small light quark initiated contribution, we use CTEQ6L[24] for the GDF in the proton. The factorisation scale for the GDF and energy scale for the strong coupling constant are chosen to be $Q = M_Z$ for simplicity.

As has been done in previous analyses [5, 25], for the exclusive $b\bar{b}H$ final state, we require the outgoing b and \bar{b} to have high transverse momenta $|\mathbf{p}_T^{b,\bar{b}}| \geq 20\text{GeV}$ and pseudo-rapidity $|\eta^{b,\bar{b}}| < 2.5$. These kinematical cuts reduce the total rate of the signal but also greatly reduce the QCD background. As pointed in [4] these cuts also stabilise the scale dependence of the QCD NLO corrections compared to the case where no cut is applied. In the following, these kinematical cuts are always applied unless otherwise stated.

Talking of the NLO QCD scale uncertainty and before presenting our results, let us remind the reader of the size of the QCD corrections. Taking a renormalisation/factorisation scale as we take here at M_Z , the QCD corrections in a scheme where the bottom Yukawa coupling is taken on-shell amount to $\sim -22\%$ for a Higgs mass of 120GeV .

5.2 NLO EW correction with $\lambda_{bbH} \neq 0$

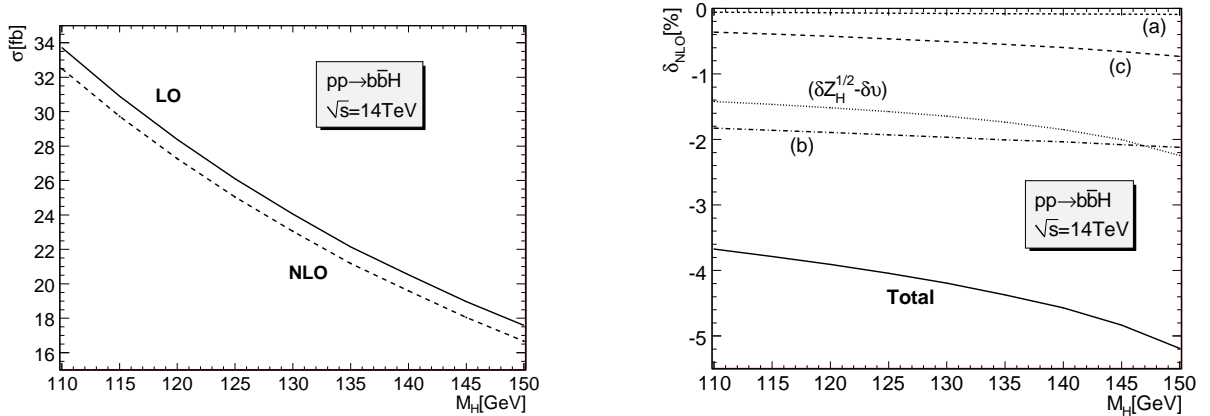


Figure 5: *Left: the LO and NLO cross sections as functions of M_H . Right: the relative NLO EW correction normalized to tree level σ_{LO} . (a), (b), (c) correspond to the three classes of diagrams as displayed in Fig. 4 to which counterterms are added (see section 3). $(\delta Z_H^{1/2} - \delta v)$ is the correction due to the universal correction contained in the renormalisation of the $b\bar{b}H$ vertex. “Total” refers to the total electroweak correction, of Yukawa type, at one-loop.*

The cross sections with two high- p_T bottom quarks at LO and NLO at the LHC are

displayed in Fig. 5 as a function of the Higgs mass. The NLO EW correction reduces the cross section by about 4% to 5% as the Higgs mass is varied from 110GeV to 150GeV. The first conclusion to draw is that this correction is small if we compare it to the QCD correction or even to the QCD scale uncertainty. Considering that we have pointed to the fact that the contributions could be grouped into three gauge invariant classes that reflect the strengths of the Higgs coupling to the b , the t or its self-coupling, one can ask whether this is the result of some cancellation. It turns out not to be the case. All contributions are below 3%, see Fig. 5. Class (a) with a Higgs radiated from the bottom line is totally negligible ranging from -0.09% to -0.06% . We have failed in finding a good reason for the smallness of this contribution compared to the others. Those due to the Higgs self-coupling are below 1%. Radiation from the top contributes about -2% and is of the same order as the contribution of the universal correction. We had argued that the Yukawa corrections brought about by the top might be large. It seems that the mass of the top introduces also a large scale which can not be neglected compared to the effective energy of the hard process even for LHC energies.

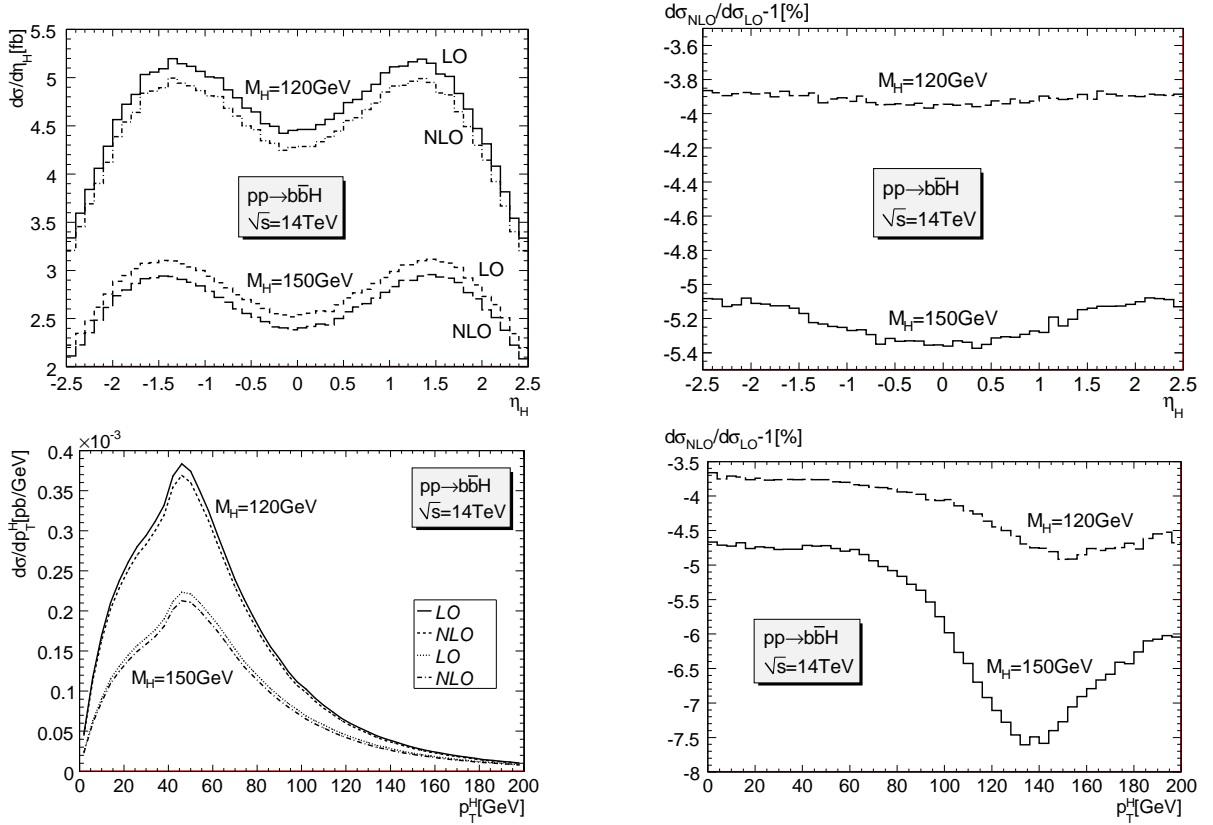


Figure 6: *Effect of the NLO electroweak corrections on the pseudo-rapidity and transverse momentum distributions of the Higgs for $M_H = 120, 150$ GeV. The relative corrections $d\sigma_{NLO}/d\sigma_{LO} - 1$ is also shown.*

The NLO corrections are spread rather uniformly on all the distributions we have

looked at. We have chosen to show in Fig. 6 the effect on pseudo-rapidity and transverse momentum distributions of the Higgs for two cases $M_H = 120\text{GeV}$ and $M_H = 150\text{GeV}$. As Fig. 6 shows the relative change in these two distributions is sensibly constant especially for $M_H = 120\text{GeV}$. For $M_H = 150\text{GeV}$, the corrections are largest for p_T^H around 140GeV , however this is where the cross section is very small. A similar pattern, *i.e.* a constant change in the distributions, is observed for the bottom variables.

5.3 EW correction in the limit of vanishing λ_{bbH}

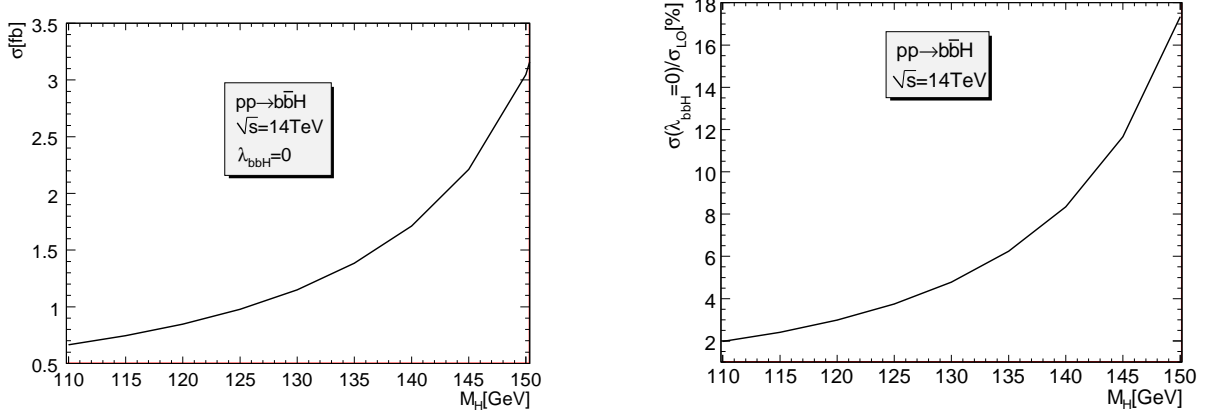


Figure 7: *The one-loop induced cross section as a function of M_H in the limit of vanishing bottom-Higgs Yukawa coupling. The right panel shows the percentage contribution of this contribution relative to the tree level cross section calculated with $\lambda_{bbH} \neq 0$.*

The cross section for $\lambda_{bbH} = 0$ can be induced at one-loop through the top loop. This “NNLO” contribution rises rather quickly as the Higgs mass increases even in the narrow range $M_H = 110 - 150\text{GeV}$ as can be seen in Fig. 7. Indeed relative to the tree level, the cross section with $M_H = 120\text{GeV}$ amounts to 3% while for $M_H = 150\text{GeV}$ it has increased to as much as 17%. Going past $M_H \geq 2M_W$ we encounter a Landau singularity[26] (a pinch singularity in the loop integral) from diagrams like the one depicted in Fig. 2 (right) with the Higgs being attached to the W ’s or their Goldstone counterpart. It corresponds to a situation where all particles in the loop are resonating and can be interpreted as the production and decay of the tops into (longitudinal) W ’s with the later fusing to produce the Higgs. This leading Landau singularity is not integrable, at the level of the loop amplitude squared and must be regulated by the introduction of a width for the unstable particles. We leave this issue together with a general discussion of Landau singularities in such situations to another publication.

Fig. 8 shows the pseudo-rapidity and transverse momentum distributions of the Higgs as well as the p_T of the bottom for two cases $M_H = 120\text{GeV}$ and $M_H = 150\text{GeV}$ in the limit of vanishing bottom-Higgs Yukawa coupling. These distributions are significantly different from the ones we observed at tree-level (and with the electroweak NLO corrections), see Fig. 6. The Higgs prefers being produced at high value of transverse momentum, about 130GeV . In the case of a Higgs with $M_H = 150\text{GeV}$ this contribution

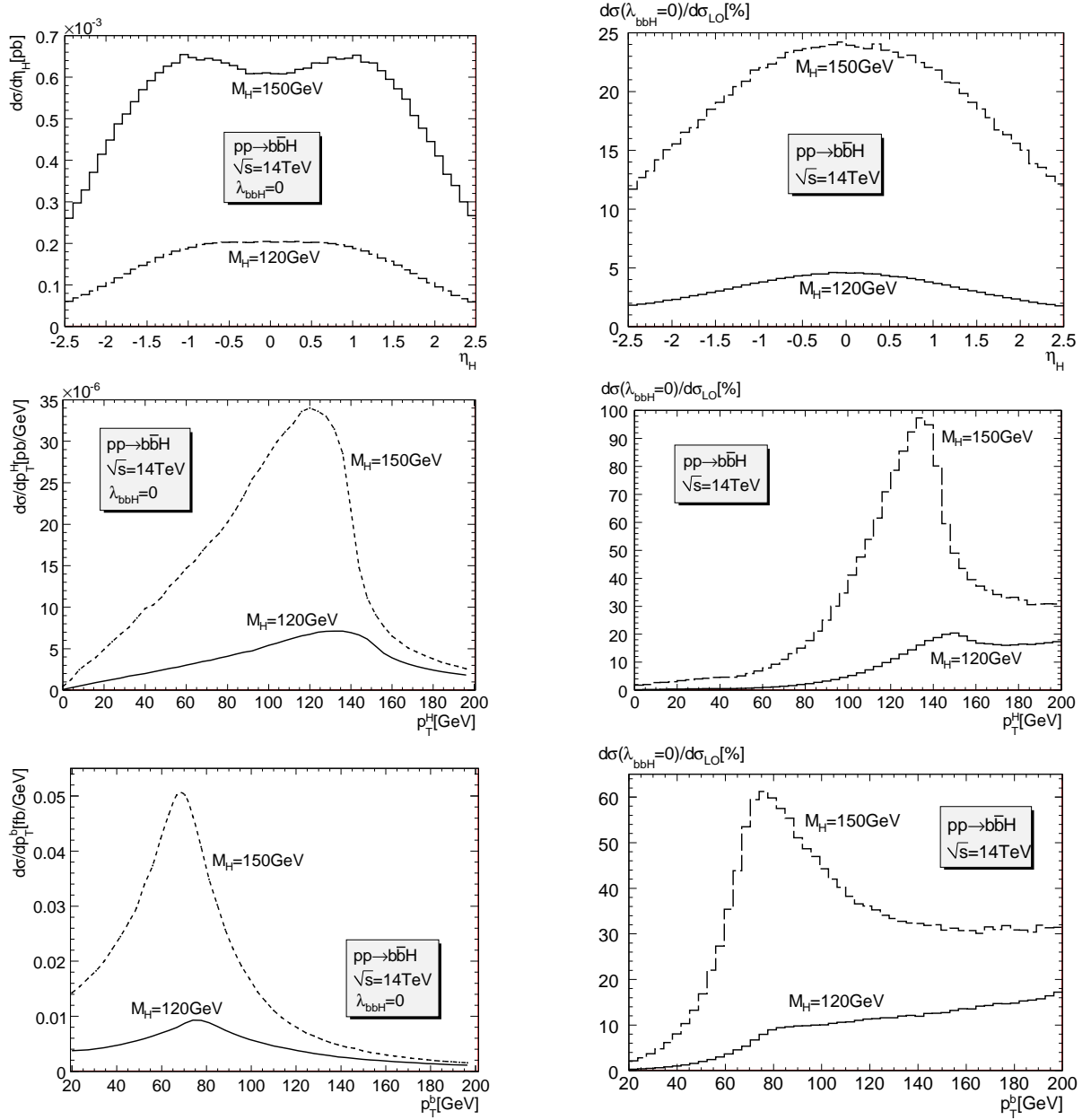


Figure 8: The pseudo-rapidity of the Higgs and transverse momentum distributions of the Higgs and the bottom for $M_H = 120, 150$ GeV arising from the purely one-loop contribution in the limit of vanishing LO ($\lambda_{bbH} = 0$). Its relative percentage contribution $d\sigma(\lambda_{bbH} = 0)/d\sigma_{LO}$ is also shown

can significantly distort the shape of the p_T^H distribution for high p_T^H with a "correction" of more than 70% over a rather large range. The distribution in the p_T of the bottom is also very telling. The new contributions do not produce the bottom preferentially with low p_T^b as the case of the LO contribution.

6 Conclusions

We have calculated the EW radiative corrections triggered by the Yukawa coupling of the top to the process $pp \rightarrow b\bar{b}H$ at the LHC through gluon fusion in the Standard Model. This process is triggered through Higgs radiation of the bottom quark with a small coupling proportional to the mass of the bottom. Yet in order to analyse this coupling, precision calculations that include both the QCD and electroweak corrections are needed. In this perspective, to identify the process one needs to tag both b -jets. Our calculation is therefore conducted in this kinematical configuration. Inserting a top quark loop with a Yukawa transition of the type $t \rightarrow b\chi_W$, χ_W is the charged Goldstone, allows now the Higgs to be radiated from the top or from the Goldstone boson. The latter coupling represents the Higgs self-coupling and increases with the Higgs mass. The former, the top Yukawa coupling, is also large. As a consequence, the one-loop amplitude $gg \rightarrow b\bar{b}H$ no longer vanishes as the Higgs coupling to b 's does, like what occurs at leading order. We find that in the limit of vanishing λ_{bbH} , the one-loop induced electroweak process should be taken into account for Higgs masses larger than 140GeV or so. Indeed, though this contribution is quite modest for a Higgs mass of 110GeV it increases quite rapidly as the Higgs mass increases, reaching about 17% of the leading order value, calculated with $m_b = 4.62\text{GeV}$, for $M_H = 150\text{GeV}$. For these new corrections to interfere with the leading order requires helicity flip. Therefore at next-to-leading order in the Yukawa electroweak corrections, all corrections involve either a bottom mass insertion or a bottom Yukawa coupling. At the end the total Yukawa electroweak NLO contribution brings in a correction which is within the range -4% to -5% for Higgs masses in the range $110\text{GeV} < M_H < 150\text{GeV}$. They are therefore negligible compared to the NLO QCD correction and even the remaining QCD scale uncertainty. This modest effect translates also as an uniform rescaling of the distributions in the most interesting kinematical variables we have looked at (pseudo-rapidities and p_T of both b -quarks and the Higgs). This is not the case of the one-loop induced contributions which survive in the limit of $m_b \rightarrow 0$ (and $\lambda_{bbH} \rightarrow 0$). Here the distributions for the Higgs masses where the corrections for the total cross section is large are drastically different from the LO distributions. A summary for the corrections including the NLO with $\lambda_{bbH} \neq 0$ and the part of the NNLO counted as loop induced in the limit $\lambda_{bbH} \rightarrow 0$ is shown in Fig. 9.

The analysis we have performed in this paper does not cover Higgs masses over 150GeV and rests within the range of Higgs masses preferred by indirect precision measurements. In fact as the threshold for $H \rightarrow WW$ opens up, important phenomena take place. Foremost a Landau singularity, or a pinch singularity in some loop integrals, develops. This corresponds the rescattering of on-shell top quarks that decay to on-shell W with Higgs production via WW fusion. We leave this important issue to a forthcoming publication especially that the identification and handling of such singularities can be applied to other

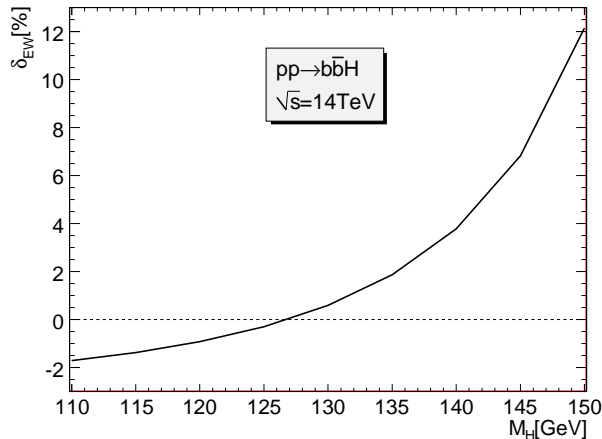


Figure 9: $\delta_{EW} = \delta_{NLO} + \frac{\sigma(\lambda_{bbH}=0)}{\sigma_0}$ as a function of M_H .

processes. In our case the singularity can be tamed by introducing the width of the unstable particles. At NLO, for $M_H = 2M_W$ for example, the wave function renormalisation of the Higgs, which involves the derivative of the two-point function Higgs self-energy, diverges. This can also be regulated by including the width of the W , see for example [27].

There is another contribution which does not vanish for vanishing λ_{bbH} and which contributes to $gg \rightarrow b\bar{b}H$ through a closed top quark loop. This contribution represents $gg \rightarrow Hg^* \rightarrow Hb\bar{b}$. We have not included this contribution in the present paper as we do not consider it to be a *genuine* $b\bar{b}H$ final state. This correction can be counted as belonging to the *inclusive* $gg \rightarrow H$ process. The same line of reasoning has been argued in [7]. Nonetheless from the experimental point of view it would be interesting to include all these effects together with the NLO QCD corrections and the electroweak corrections that we have studied here.

Acknowledgments

LDN expresses his gratitude and thanks to G. Altarelli and P. Aurenche for their supervision, support, most helpful discussions and comments. We benefited a lot from discussions with J.P. Guillet and P. Slavich. We also acknowledge discussions with G. Bélanger, DAO Thi Nhung, DO Hoang Son, J. Ellis, J. Fujimoto, K. Kato, Y. Kurihara, M. Mühlleitner, E. Pilon, P. Uwer and J. Vermaseren. LDN acknowledges the receipt of a *Rencontres du Vietnam* scholarship. LDN is supported by the *Marie Curie Early Stage Training Fellowship of the European Commission*.

Appendices

A The helicity amplitude method

A.1 The method

We use a combination of helicity amplitude methods as described in [28, 29] to calculate the total cross section. In the following we only want to highlight some key features that were most useful for our calculation, for details of the method we refer to [28, 29]. For our process $g(p_1, \lambda_1) + g(p_2, \lambda_2) \rightarrow b(p_3, \lambda_3) + \bar{b}(p_4, \lambda_4) + H(p_5)$ where the particles are denoted by their momentum p_i and helicity λ_i we write the corresponding helicity amplitude as $\mathcal{A}(\lambda_1, \lambda_2; \lambda_3, \lambda_4)$.

$$\begin{aligned}\mathcal{A}(\lambda_1, \lambda_2; \lambda_3, \lambda_4) &= \varepsilon_\mu(p_1, \lambda_1; q_1) \varepsilon_\nu(p_2, \lambda_2; q_2) \mathcal{M}^{\mu\nu}(\lambda_3, \lambda_4), \\ \mathcal{M}^{\mu\nu}(\lambda_3, \lambda_4) &= \bar{u}(p_3, \lambda_3) \Gamma^{\mu\nu} v(p_4, \lambda_4).\end{aligned}\tag{A.1}$$

$\Gamma^{\mu\nu}$ is a string of Dirac γ matrices. These γ matrices represent either interaction vertices or momenta from the fermion propagators. In our case the interaction vertices are the vectorial gluon vertices in which case they represent $\not{\epsilon}_i$, the scalar Higgs vertex and at one-loop the pseudo-scalar Goldstone coupling. For the momenta, in our implementation we re-express them in terms of the independent external momenta p_1, p_2, p_3, p_4 . This applies also to the loop momenta after the reduction formalism of the tensor integrals has been performed. The first step in the idea of the helicity formalism we follow is to turn each of these γ matrices (apart from the pseudo-scalar and the trivial scalar) into a combination of spinor function $u\bar{u}$. We therefore transform our helicity amplitude into products of spinors such as the helicity amplitude could be written like a product $\bar{u} u \bar{u} \dots u \bar{u} v$ with the possible insertion of γ_5 's in the string. The different u, \bar{u}, v in the string we have written have of course, in general, different arguments. Nonetheless one can turn each spinor product of two adjacent $\bar{u}u$, etc into a complex number written in terms of the momenta in our problem as we will see.

In the first step, for the momentum \not{p}_i with $p_i^2 = m_i^2$ we use

$$\not{p}_i = u(p_i, -) \bar{u}(p_i, -) + u(p_i, +) \bar{u}(p_i, +) - m_i.\tag{A.2}$$

The polarization vector of the initial gluon i , $\varepsilon_\mu(p_i, \lambda_i; q_i)$, is also first expressed in terms of spinors such as

$$\varepsilon_\mu(p_i, \lambda_i; q_i) = \frac{\bar{u}(p_i, \lambda_i) \gamma_\mu u(q_i, \lambda_i)}{[4(p_i \cdot q_i)]^{1/2}},\tag{A.3}$$

where q_i is an *arbitrary* reference vector satisfying the following conditions

$$q_i^2 = 0, \quad p_i \cdot q_i \neq 0\tag{A.4}$$

Gauge invariance (transversality condition) requires that the cross sections are independent of the choice of the reference vector as we will see later. This acts as an important

check of the calculation, see later. It is not difficult to prove that the choice (A.3) satisfies all the conditions for a transverse polarization vector. In particular,

$$\begin{aligned} p_i \cdot \varepsilon(p_i, \lambda_i) &= 0, & \varepsilon(p_i, \lambda_i) \cdot \varepsilon(p_i, \lambda_i) &= 0, \\ \varepsilon_\mu(p_i, -\lambda_i) &= \varepsilon_\mu(p_i, \lambda_i)^*, & \varepsilon(p_i, \lambda_i) \cdot \varepsilon(p_i, -\lambda_i) &= -1, \end{aligned} \quad (\text{A.5})$$

where the reference vector is not written down explicitly. $i = 1, 2$ and no sum over i must be understood. Then for $\not{\epsilon}_i = \epsilon_\mu \gamma^\mu$ one uses the so-called Chisholm identity

$$\bar{u}(p, \lambda) \gamma_\mu u(q, \lambda) \gamma^\mu = 2[u(p, -\lambda) \bar{u}(q, -\lambda) + u(q, \lambda) \bar{u}(p, \lambda)], \quad (\text{A.6})$$

where all the spinors in Eq. A.6 are for massless states in view of the lightlike condition on the reference frame vector and of course the momentum of the real gluon.

With $U(p_i, \lambda_i)$ representing either $u(p_i, \lambda_i)$ or $v(p_i, \lambda_i)$ one uses the general formulae

$$\begin{aligned} \bar{U}(p_i, \lambda_i) U(p_j, \lambda_j) &= \frac{A_{\lambda_i \lambda_j}(p_i, p_j) + M_i B_{\lambda_i \lambda_j}(p_i, p_j) + M_j C_{\lambda_i \lambda_j}(p_i, p_j)}{\sqrt{(p_i \cdot k_0)(p_j \cdot k_0)}}, \\ \bar{U}(p_i, \lambda_i) \gamma_5 U(p_j, \lambda_j) &= -\lambda_i \frac{A_{\lambda_i \lambda_j}(p_i, p_j) - M_i B_{\lambda_i \lambda_j}(p_i, p_j) + M_j C_{\lambda_i \lambda_j}(p_i, p_j)}{\sqrt{(p_i \cdot k_0)(p_j \cdot k_0)}}, \end{aligned} \quad (\text{A.7})$$

where

$$\begin{aligned} M_i &= +m_i \quad \text{if } U(p_i, \lambda_i) = u(p_i, \lambda_i), \\ M_i &= -m_i \quad \text{if } U(p_i, \lambda_i) = v(p_i, \lambda_i), \\ A_{\lambda_i \lambda_j} &= \delta_{\lambda_i - \lambda_j} \lambda_i ((k_0 \cdot p_i)(k_1 \cdot p_j) - (k_0 \cdot p_j)(k_1 \cdot p_i) - i \lambda_i \epsilon_{\mu\nu\rho\sigma} k_0^\mu k_1^\nu p_i^\rho p_j^\sigma), \\ B_{\lambda_i \lambda_j} &= \delta_{\lambda_i \lambda_j} (k_0 \cdot p_j), \quad C_{\lambda_i \lambda_j} = \delta_{\lambda_i \lambda_j} (k_0 \cdot p_i), \end{aligned} \quad (\text{A.8})$$

with $k_{0,1}$ being auxiliary vectors such that $k_0^2 = 0$, $k_1^2 = -1$ and $k_0 \cdot k_1 = 0$. No sum over repeated indices must be understood. For instance, we can choose $k_0 = (1, 0, 1, 0)$ and $k_1 = (0, 1, 0, 0)$. With this choice, it is obvious to see that the denominator in (A.7) can never vanish if the bottom mass is kept. If one would like to neglect m_b , that choice can bring $p_3 \cdot k_0$ or $p_4 \cdot k_0$ to zero in some cases. If this happens, one can tell the code to choose $k_0 = (1, 0, -1, 0)$ instead of the above choice. In fact, that is what we did in our codes.

In the case of spinors representing a massless state, the helicity formalism simplifies considerably. Only $A_{\lambda_i \lambda_j}$ is needed. Traditionally we introduce the C -numbers $s(p, q)$ and $t(p, q)$,

$$s(p, q) \equiv \bar{u}(p, +) u(q, -) = A_{+-}(p, q), \quad t(p, q) \equiv \bar{u}(p, -) u(q, +) = -s(p, q)^*. \quad (\text{A.9})$$

These are the functions that appear in our code for the massless b quark. The massless case is also used when expressing the gluon polarisation vector to which we now turn.

A.2 Transversality and gauge invariance

The reference vector used for the polarisation of the gluon can be changed at will. Changing the reference vector from q to q' amounts essentially to a gauge transformation. Indeed one has [28]

$$\varepsilon^\mu(p, \lambda; q') = e^{i\phi(q', q)} \varepsilon^\mu(p, \lambda; q) + \beta(q', q) p^\mu, \quad (\text{A.10})$$

where

$$e^{i\phi(q',q)} = \left[\frac{s(p,q)}{t(p,q)} \frac{t(p,q')}{s(p,q')} \right]^{1/2},$$

$$\beta(q',q) = \frac{2}{[4(q' \cdot p)]^{1/2}} \frac{t(q,q')}{t(q,p)}. \quad (\text{A.11})$$

Therefore up to the phase factor, the difference is contained in the momentum vector of the gluon. QCD gauge invariance for our process leads to the important identity

$$|\mathcal{A}(\lambda_1, \lambda_2; \lambda_3, \lambda_4; q_1, q_2)|^2 = |\mathcal{A}(\lambda_1, \lambda_2; \lambda_3, \lambda_4; q'_1, q'_2)|^2, \quad (\text{A.12})$$

as long as $q'_{1,2}$ satisfy the condition (A.4). We have carefully checked that the numerical result for the norm of each helicity amplitude at various point in phase space is independent of the reference vectors $q_{1,2}$ up to 12 digits using double precision. By default, our numerical evaluation is based on the use of $q_{1,2} = (p_2, p_1)$. For the checks in the case of massive b quarks the result with $q_{1,2} = (p_2, p_1)$ is compared with the one using any $q_{1,2}$ such as the conditions (A.4) are obeyed. In the case of massless b quarks it is simplest to take $q_{1,2} = (p_3, p_4)$.

This check is an important check on many ingredients that enter the calculation: the Dirac spinors, the gluon polarization vectors, the propagators, the Lorentz indices, the loop integrals. It has been used extensively in our numerical calculation.

B Optimisation

Each helicity amplitude $\mathcal{A}(\lambda_1, \lambda_2; \lambda_3, \lambda_4) \equiv \mathcal{A}(\hat{\lambda})$, a C-number, is calculated numerically in the Fortran code. The price to pay is that the number of helicity amplitudes to be calculated can be large, 16 in our case for the electroweak loop part. Some optimisation is necessary. The categorisation of the full set of diagrams into three gauge invariant classes as shown in section 2.3 is a first step. We have sought to write each diagram as a compact product of blocks and structures containing different properties of the amplitude. We write the amplitude according to a colour ordering pattern that defines three channels. The ordering is in a one-to-one correspondance with the three channels or diagrams shown in Fig. 1. The T -type is the direct channel, the U -type is the crossed one obtained from the T -type by interchanging the two gluons and the S -type is the one involving the triple gluon vertex. The helicity amplitude for each diagram can thus be represented as

$$\mathcal{A}(\hat{\lambda})^{T,U,S} = CME(a,b) \times Cc \times FFE \times SME(\lambda_i), \quad (\text{B.1})$$

where

- $CME(a,b)$ is the colour matrix element. a, b are the colour indices of the two initial gluons[‡]. The colour products can be $(T^a T^b)$, $(T^b T^a)$ or $[T^a, T^b]$ corresponding to the 3 T, U, S channels respectively

[‡]Other colour indices of the bottom quarks are omitted here for simplicity

- Cc contains all the common coefficients like the strong coupling constant g_s or factors common to all diagrams and amplitudes such as the normalisation factor entering the representation of the polarisation vector of the gluon, see Eq. A.3
- FFE , form factor element, contains all the denominators of propagators, loop functions as well as various scalar products of external momenta $\{p_1, p_2, p_3, p_4\}$ *i.e.* all the scalar objects which do not depend on the helicity λ_i
- $SME(\hat{\lambda})$, standard matrix element, is a product of the scalar spinor functions $A_{\lambda_i \lambda_j}$, $B_{\lambda_i \lambda_j}$ and $C_{\lambda_i \lambda_j}$ defined in Appendix A.

For each channel, say $\mathcal{A}(\hat{\lambda})^T$, the most complicated and time-consuming part is the FFE . That is why we want to factorise it out and put it in a common block so that in order to calculate all the 16 helicity configurations of $\mathcal{A}(\hat{\lambda})^T$ we just need to calculate FFE once. This is done at every point in phase space. This kind of factorisation can be easily carried out in Form.

$SME(\hat{\lambda})$ is also complicated because the bottom quark is massive and γ_5 occurs in the “helicity strings”. Thus we have to optimize this part as well. The way we do it for all the 3 groups is as follows. In Form, we have to find out all the generic expressions of $SME(\hat{\lambda})$. There are 12 of them at tree level and 68 at one-loop if we choose $q_{1,2} = p_{2,1}$ for the reference vectors. For instance,

$$\begin{aligned} SME_1 &= [\bar{u}(\lambda_3, p_3)v(\lambda_4, p_4)] \times [\varepsilon_\mu(\lambda_1, p_1, p_2)p_4^\mu] \times [\varepsilon_\nu(\lambda_2, p_2, p_1)p_4^\nu], \\ &= BME_1(\lambda_3, \lambda_4) \times BME_2(\lambda_1) \times BME_3(\lambda_2), \end{aligned} \quad (B.2)$$

can be expressed in terms of 3 basic matrix elements (BME). Each BME occurs several times when calculating all the $SME(\hat{\lambda})$. The number of BME is 31. Each BME is written in terms of scalar spinor functions $A_{\lambda_i \lambda_j}$, $B_{\lambda_i \lambda_j}$, $C_{\lambda_i \lambda_j}$. All the SME or BME can be found and abbreviated in Form. As an alternative, we can use Perl for such an operation. The Form output is converted directly into a Fortran code for numerical evaluation. Needless to say, all the abbreviations of SME or BME must be put in common blocks.

To get the final result, we have to sum over all the channels. The grouping can be re-arranged in terms of an Abelian part and a non-Abelian part according to

$$\begin{aligned} \mathcal{A}(\hat{\lambda}) &= \mathcal{A}(\hat{\lambda})^T + \mathcal{A}(\hat{\lambda})^U + \mathcal{A}(\hat{\lambda})^S, \\ &\equiv \{T^a, T^b\} \mathcal{A}(\hat{\lambda})^{Abel} + [T^a, T^b] \mathcal{A}(\hat{\lambda})^{NAbel}, \end{aligned} \quad (B.3)$$

where

$$\begin{aligned} \mathcal{A}(\hat{\lambda})^{Abel} &= \frac{1}{2}(\mathcal{A}(\hat{\lambda})^T + \mathcal{A}(\hat{\lambda})^U), \\ \mathcal{A}(\hat{\lambda})^{NAbel} &= \mathcal{A}(\hat{\lambda})^S + \frac{1}{2}(\mathcal{A}(\hat{\lambda})^T - \mathcal{A}(\hat{\lambda})^U) \end{aligned} \quad (B.4)$$

corresponding to the Abelian and Non-Abelian parts respectively. The amplitude squared then contains no interference term between the Abelian and Non-Abelian parts:

$$|\mathcal{A}(\hat{\lambda})|^2 = \frac{1}{256} \left(\frac{28}{3} |\mathcal{A}(\hat{\lambda})^{Abel}|^2 + 12 |\mathcal{A}(\hat{\lambda})^{NAbel}|^2 \right) \quad (B.5)$$

where $\frac{1}{256} = \frac{1}{4} \times \frac{1}{8} \times \frac{1}{8}$ is the spin- and colour- averaging factor.

References

- [1] A. Djouadi, [arXiv:hep-ph/0503172].
- [2] R. M. Barnett, H. E. Haber and D. E. Soper, Nucl. Phys. B **306** (1988) 697.
- [3] D.A. Dicus and S. Willenbrock, Phys. Rev. **D39** (1989) 751.
- [4] S. Dittmaier, M. Krämer and M. Spira, Phys. Rev. **D70** 074010 (2004), [arXiv:hep-ph/0309204] .
- [5] S. Dawson, C. B. Jackson, L. Reina and D. Wackeroth, Phys. Rev. **D69** (2004) 074027 [arXiv:hep-ph/0311067].
- [6] S. Dawson, C. B. Jackson, L. Reina and D. Wackeroth, Mod. Phys. Lett. A **21** (2006) 89 [arXiv:hep-ph/0508293].
- [7] C. Buttar *et al.*, *Les Houches physics at TeV colliders 2005, standard model, QCD, EW, and Higgs working group: Summary report*, [arXiv:hep-ph/0604120].
- [8] D. Dicus, T. Stelzer, Z. Sullivan and S. Willenbrock, Phys. Rev. D **59** (1999) 094016 [arXiv:hep-ph/9811492].
C. Balazs, H. J. He and C. P. Yuan, Phys. Rev. **D60** (1999) 114001 [arXiv:hep-ph/9812263].
- [9] R. V. Harlander and W. B. Kilgore Phys. Rev. D **68** (2003) 013001 [arXiv:hep-ph/0304035].
- [10] S. Dittmaier, M. Kramer, A. Muck and T. Schluter, JHEP **0703** (2007) 114. [arXiv:hep-ph/0611353].
- [11] G. Gao, R. J. Oakes and J. M. Yang, Phys. Rev. D **71** (2005) 095005 [arXiv:hep-ph/0412356].
- [12] W. Hollik and M. Rauch, AIP Conf. Proc. **903** (2007) 117 [arXiv:hep-ph/0610340].
- [13] S. Dawson and C. B. Jackson, [arXiv:hep-ph/0709.4519].
- [14] LEP Collaborations: ALEPH Collaboration, DELPHI Collaboration, L3 Collaboration, OPAL Collaboration, the LEP Electroweak Working Group, [arXiv:hep-ex/0612034v2].
- [15] G. Bélanger, F. Boudjema, J. Fujimoto, T. Ishikawa, T. Kaneko, K. Kato and Y. Shimizu, Phys. Rept. **430** (2006) 117, [arXiv:hep-ph/0308080].
- [16] J.A.M. Vermaseren: New Features of FORM; [arXiv:math-ph/0010025].
- [17] G. 't Hooft, M. Veltman, Nucl. Phys. B153 (1979) 365;
G. Passarino and M.J.G. Veltman, Nucl. Phys. B160 (1979) 151.
- [18] T. Hahn, M. Perez-Victoria, Comput. Phys. Commun. 118 (1999) 153 [arXiv:hep-ph/9807565] ;
G.J. van Oldenborgh, J.A.M. Vermaseren, Z. Phys. C46 (1990) 425.
- [19] S. Kawabata, Comp. Phys. Commun. 88 (1995) 309-326.
- [20] A.C. Genz and A.A. Malik, J. Comput. Appl. Math. 6 (1980) 295-302;
<http://wwwasdoc.web.cern.ch/wwwasdoc/shortwrupsdir/d120/top.html>.

- [21] A. Denner and S. Dittmaier, Nucl.Phys. B658 (2003) 175,[arXiv:hep-ph/0212259].
- [22] T. Hahn and M. Rauch, Nucl.Phys.Proc.Suppl. 157 236 (2006); [arXiv:hep-ph/0601248].
- [23] A. Pukhov, *CalcHEP: a package for evaluation of Feynman diagrams and integration over multi-particle phase space.*
<http://www.ifh.de/~pukhov/calchep.html>.
- [24] <http://user.pa.msu.edu/wkt/cteq/cteq6/cteq6pdf.html>.
- [25] K. A. Assamagan *et al.* [Higgs Working Group Collaboration], [arXiv:hep-ph/0406152].
- [26] L. D. Landau, Nucl. Phys. 13 (1959) 181-192.
- [27] B. A. Kniehl, C. P. Palisoc and A. Sirlin, Nucl. Phys. B **591** (2000) 296 [arXiv:hep-ph/0007002].
- [28] R. Kleiss and W.J. Stirling, Nucl. Phys. B262 (1985) 235.
- [29] A. Ballestrero and E. Maina, Phys. Lett. B350 (1995) 225, [arXiv:hep-ph/9403244].