

Levy-ight interm ixing: anom alous nanoscale di usion in Pt/Ti

P. Sule, M. M enyhard

Research Institute for Technical Physics and Material Science,
www.mf.kki.hu/ sule, sule@m.f.kki.hu
Konkoly Thege u. 29-33, Budapest, Hungary

(Dated: April 2, 2024)

Probing the anom alous nanoscale interm ixing using molecular dynamics (MD) simulations in Pt/Ti bilayer we reveal the superdi usive nature of interfacial atom ic transport. It is shown that the Pt atoms undergo anom alous atom ic transport across the anisotropic interface of Pt/Ti with suprisingly high rates which can be characterized as Levy ights. Levy ight is not a unique phenom on in nature, however, no such events have been reported yet for bulk interdi usion. In particular, the low-energy (0.5 keV) ion-sputtering induced transient enhanced interm ixing has been studied by MD simulations. Ab initio density functional calculations have been used to check and reparam etrize the employed heteronuclear interatom ic potential. The Levy-interm ixing behavior explains the high di usity tail in the concentration pro le obtained by Auger electron spectroscopy depth pro ling (AES-DP) analysis in Pt/Ti bilayer (reported in ref.: P. Sule, et al., J. Appl. Phys., 101, 043502 (2007)).

PACS num bers: 05.40.Fb, 68.35.Fx, 02.50.Ey, 66.30.Jt, 61.80.Jh, 66.30.-h,

Anom alous di usion has long been known since the classical Richardson's study on turbulent di usion [1]. Since than anom alously large di usion rates have been observed in various systems under di erent conditions [2, 3, 5, 6, 7, 8]. The comm on feature of the observed enhanced di usion rates are the nonlinear growth of the mean squared displacem ent in the course of tim e leading to a power-law tim e scaling pattern [2]. Hence we are faced with non-Brownian motion of particles with non-Gaussian di usion rates giving rise to anom alous behaviors which are termed as strange kinetics [9]. Superdiffusion takes place with Levy ight characteristics (LF, Levy jump di usion with broad spatial jump distributions) above the Brownian motion regime [2]. In particular, LF behaviour has been found in turbulent mixing in fluids (review in refs. [2, 6, 7]) or in elongated micelles [6], for photon trajectories in incoherent atom ic radiation trapping [10] and it became clear that Levy processes can be important in the analysis of chaotic dynamics [3]. The research of LF behaviors covers many disciplines of natural and social sciences hence this topic is of high interest [2, 3, 4, 5, 7, 11]. Our prim ary purpose is to present experim ental and computational evidences that the nanoscale transient enhanced interm ixing and di usion, a comm on phenom on in many nanostructured materials, could also be tted in the category of Levy ight superdi usion.

There are a growing number of evidences emerged in the last decades that anom alous nanoscale broadening of interfaces or high di usity tail in the impurity concentration pro le occur during ion-irradiation or sputtering [12, 13, 14, 15, 16], sputter deposition and thin lm growth [17, 18]. The anom alous nanoscale bulk diffusional e ects could be due to still not clearly established atom istic accelerative e ects leading to anom a-

lously fast and possibly atherm al atom ic transport (long range di usion) at interfaces or during impurity di usion [12, 13, 14, 15, 16, 17, 20].

In the present work, using computer atom istic simulations, the recently observed enhanced interm ixing in a nanoscale bilayer lm/substrate system (Pt/Ti) reported in ref. [16] is attempted to interpret as a Levy-superdi usive atom ic transport process in the bulk. Superdi usion in the nanoscale has only been reported until now on solid surfaces [21, 22] and no reports have been found for bulk superdi usion in the solid state of matter.

Classical molecular dynamics simulations have been used to simulate the ion-sputtering (repeated low-energy ion bombardm ents of the lm) induced atom ic interm ixing at the Pt/Ti interface using the PARCAS code [23]. Here we only shortly sum marize the most important aspects. A variable tim estep and the Berendsen tem perature control is used to maintain the therm alequilibrium of the entire system at 300 K (see refs. at [16]). The detailed description of other technical aspects of the MD simulations are given in refs. [23] and details speci c to the current system in recent comm unications [16, 24, 25].

Our prim ary purpose is to simulate the conditions occur during ion-sputtering [16] and Auger electron spectroscopy depth pro ling analysis (AES-DP) [16] using molecular dynamics simulations. Following our previous work [16] we ion bombard the lm of the bilayers Pt/Ti and Ti/Pt (lm/substrate system s) with 0.5 keV Ar^+ ions repeatedly (consecutively) with a tim e interval of 10-20 ps between each of the ion-impacts at 300 K which we nd su ciently long tim e for most of the structural relaxations and the tem ination of atom ic mixing, such as sputtering induced interm ixing (IM) [25]. Since we focus on the occurrence of transient interm ixing atom ic transport processes, the relaxation tim e of 10-20 ps

TABLE I: The semiempirical parameters used in the tight binding interatomic potential for Pt/Ti [16, 26]

	q	A	p	r_0
Ti	1.416	1.643	0.074	11.418
Pt	2.695	4.004	0.298	10.612
TiPt	4.2	2.822	0.149	11.015

^aThe parameters for Ti and Pt have been given by Cleri and Rosato [26]. The parameters of the crosspotential have been obtained by fitting the interpolated crosspotential given in ref. [16] to ab initio diatomic calculations. The preexponential parameter has been fitted to the ab initio curve (see also in ref. [19]). The notations used for the parameters are the same as given in refs. [16, 18, 26].

should be appropriate for getting adequate information on transient enhanced intermixing. Pair potentials have been used for the interaction of the Ar^+ ions with the metal atoms derived using ab initio density functional calculations. The initial velocity direction of the impacting ion was 10 degrees with respect to the surface of the

film (grazing angle of incidence) to avoid channeling directions and to simulate the conditions applied during ion-sputtering [16]. The impact positions have been randomly varied on the surface of the film/substrate system and the azimuth angle (the direction of the ion-beam). In order to simulate ion-sputtering a large number of ion irradiation are applied using script governed simulations conducted subsequently together with analyzing the histories (movie files) in each irradiation steps. The impact positions of the 400 ions are randomly distributed over a $20 \times 20 \text{ \AA}^2$ area on the surface.

We used a tight-binding many body potential on the basis of the second moment approximation (TB-SMA) to the density of states [26], to describe interatomic interactions. In ref. [16] it has been shown that the TB-SMA potential gives the reasonable description of IM in Pt/Ti and gives interfacial broadening comparable with AES-DP measurements. The crosspotential energy has been calculated for the TiPt dimer using ab initio local spin density functional calculations [27] together with quadratic convergence self-consistent field (SCF) method. The G03 code is well suited for molecular calculations, hence it can be used for checking pair-potentials. We used the Perdew-Burke-Ernzerhof (PBE) gradient corrected exchange-correlation potential [28]. We find that the interpolated TB-SMA potential [16] nearly perfectly matches the ab initio one hence we are convinced that the TB-SMA model accurately describes the heteronuclear interaction in the TiPt dimer. The employed parameter set is given in Table 1.

The crosssectional computer animations of simulated ion-sputtering can be seen in our web page [29]. The cartoons of the simulation cells (crosssectional slabs as a 3D view) can be seen in ref. [16] which show the strong intermixing at the interface in Pt/Ti and a much weaker mix-

ing in Ti/Pt. In Fig. 1 the evolution of the mean-square

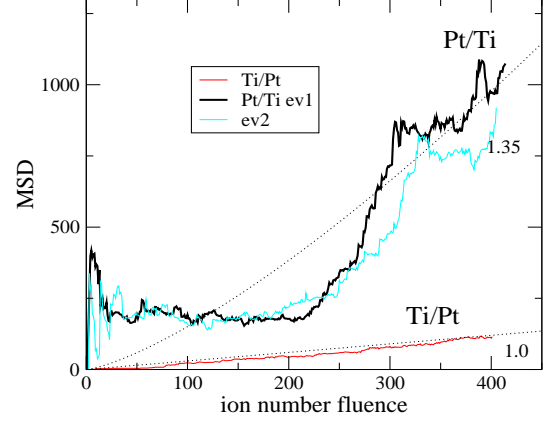


FIG. 1: The simulated mean square of intermixing atomic displacements $\langle r^2 \rangle$ (MSD, variance in \AA^2 /particle) in Pt/Ti and Ti/Pt as a function of the ion-fluence (the number of ion bombardments, N_{ion}) obtained during the ion-sputtering of these bilayers at 500 eV ion energy (results are shown up to 400 ions). Results from two independent simulations are shown for Pt/Ti. Fits to the variance of various curves are also given with dotted lines which is obtained as $\langle r^2 \rangle \propto N_{\text{ion}}^{\alpha}$. The obtained values of α are also shown.

of atomic displacements (MSD) (the variance of displacements) $\langle r^2 \rangle(t) = \frac{1}{N_{\text{atom}}^j} \sum_i \langle [r_i^j(t) - r_i^j(0)]^2 \rangle$, of all intermixing atoms obtained by molecular dynamics simulations, where $(r_i^j(t))$ is the position vector of atom 'i' at time t, $N_{\text{atom}}^j(t)$ is the total number of intermixing atoms in the jth irradiation step included in the sum, can be followed as a function of the ion-fluence (the number of ions N_{ion}). Lateral components (x;y) are excluded from $\langle r^2 \rangle$ and only contributions from IM atomic displacements perpendicular to the layers are included (z or depth components). We follow during simulations the time evolution of $\langle r^2 \rangle$ which reflects the atomic migrations through the interface (no other atomic transport processes are included).

In Fig. 1 we present $\langle r^2 \rangle$ as a function of the number of ion impacts N_{ion} (ion-number-fluence). $\langle r^2 \rangle(N_{\text{ion}})$ corresponds to the final value of $\langle r^2 \rangle$ obtained during the N_{ion} th simulation. The final relaxed structure of the simulation of the $(N_{\text{ion}} - 1)$ th ion-bombardment is used as the input structure for the N_{ion} th ion-irradiation. The asymmetry of mixing can clearly be seen when $\langle r^2 \rangle(N_{\text{ion}})$ and the depth profiles given in ref. [16] are compared in Ti/Pt and in Pt/Ti. The computer animations of the simulations [29] together with the plotted broadening values at the interface in ref. [16] also reveal the stronger IM in Pt/Ti. Moreover we find the strong divergence of $\langle r^2 \rangle$ from linear scaling for Pt/Ti and a much weaker nonlinear scaling has been found for Ti/Pt. As it has already been shown in ref. [16] AES-DP found a relatively weak IM in Ti/Pt (the interface

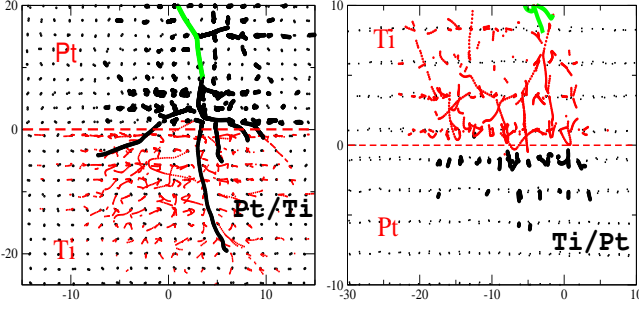


FIG. 2: The normal to the surface crosssectional view of collisional displacement cascades with atomic trajectories (crosssectional slab cut in the middle of the simulation cell) in Pt/Ti and in Ti/Pt. The right and left panels correspond to Pt/Ti and to Ti/Pt, respectively. The positions of the energetic particles of which the kinetic energy is larger than 1 eV are collected during typical single ion impact events at 500 eV ion energy. The ions have been initialized 10 Å above the interface. The vertical axis corresponds to the depth position given in Å. The position at $z = 0$ is the depth position of the interface with a horizontal dashed line and the initial positions of the atoms (before irradiation) are also shown.

broadening (20 Å) while an unusually high IM occurs in the Pt/Ti bilayer (70 Å). In order to clarify the mechanism of intermixing and to understand how much the nanoscale interfacial mass-anisotropy influences IM, simulations have been carried out with atomic mass ratio $\mu = m_{Pt}/m_{Ti}$ (where m_{Pt} and m_{Ti} are the atomic masses) is artificially set to 1 (mass-isotropy). We find that the magnitude of IM is strongly sensitive to mass-anisotropic, called μ -interfaces. The corresponding animation can also be seen at [29]. We reach the conclusion that the mass-effect is robust and the magnitude of IM is weakened significantly in artificially isotropic Pt/Ti in agreement with our earlier finding [24, 25]. The huge difference in IM between Pt/Ti and Ti/Pt can be understood as the effect of μ -inversion on IM. Actually the system undergoes the transition in the asymptotics of $hR^2i_z / t^{1.35} \rightarrow hR^2i_z / t^{1.0}$ (from nonlinear dynamics to linear) when the mass anisotropy is inverted (the IM and the substrate is interchanged).

To further test mass-effect on IM, we carried out simulations for the Pt/Ti system in which the atomic masses have been interchanged (Ti possesses the atomic mass of Pt and vice versa) setting in an artificial mass ratio (the inverse of the normal one) while keeping all the other parameters unchanged. Note, that we keep the interatomic potentials, only the atomic mass ratio is inverted. We find that this artificial setup of atomic masses results in the suppression of IM in Pt/Ti with inverted μ . These findings together with our AES measurements (with the long-range tail shown in ref. [16]) confirms our recent results reported for various bilayers in which a strong correlation has been obtained between the experimental

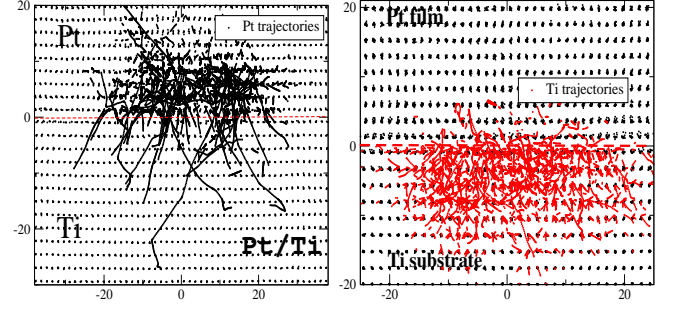


FIG. 3: The normal to the surface crosssectional view of trajectories of Levy flights obtained during 50 consecutive ion-impact events in Pt/Ti using 0.5 keV ion energy for Pt (left panel). The atomic trajectories of hyperthermal Ti atoms are also shown collected during the same irradiation events (panel on the right). The atomic layers above the interface with depth position $z > 0$ are Pt layers. The positions of energetic atoms have been plotted which have larger than 2 eV kinetic energy. The ions have been initialized 10 Å above the interface. The interface is at $z = 0$ depth position (the increments are in Å). The initial positions of the atoms (before irradiation) are also shown.

and simulated mixing efficiencies and mass anisotropy in various metallic bilayers [24].

In Fig. 1 for Pt/Ti it can clearly be seen that hR^2i_z (MSD) grows nonlinearly with N_{ion} . The horizontal axis is proportional to the time of ion-sputtering, hence hR^2i_z / t with $\alpha > 1$. [2]. During thermally activated interdiffusion hR^2i_z scales linearly with time hence our system violates this temporal behavior. The hR^2i_z / t , scaling, where $\alpha = 1$, used to be considered as the signature of anomalous diffusion (superdiffusion) in the literature [2, 3, 4]. In our case we find that 1.35 ± 0.1 exponent fits the simulated curve for Pt/Ti. We find for Ti/Pt a linear behavior (1.0 ± 0.05) hence no superdiffusive features can be identified in this system.

We would like to show that it might also be the case that transient IM takes place in Pt/Ti which resembles in many respect the Levy superdiffusive atomic transport processes known on solid surfaces [2]. Superdiffusion occurs when the particle trajectories exhibit long displacements (flights) termed Levy flights [2], characterized by power-like asymptotical distribution of the displacements of trajectories (and with heavy-tailed distribution) [3]. For these ballistic processes $hR^2i_z(t)$ is divergent with time. Normal diffusion is characterized by the linear time evolution of hR^2i_z in the long-time limit and with Gaussian distribution [3].

The obtained results are in agreement with the findings presented in ref. [16]. However, in that paper it has not been realized that the fingerprint of superdiffusive feature of IM is detected by AES as a long-range diffusivity tail in the concentration profile at the Pt/Ti interface in the Pt/Ti bilayer. No such tail occurs in the concen-

tration profile of Ti/Pt as shown in ref. [16]. Hence we conclude that the experimental fingerprint of Levy jumps could also be detected as a high diffusivity tail in the AES concentration profile of many other anisotropic materials.

The trajectories corresponding to Levy flights can be seen in the left panel in Fig. 2. In the panel of Pt/Ti in Fig. 2 we can see the ballistic trajectories of intermixing hyperthermal Pt atoms which exhibit Levy flights with long trajectories through the interface. We end 8 events out of 10 which exhibit Levy flights. No such trajectories can be seen in the panel of Ti/Pt in Fig. 2 and in the other dozens of events generated (not shown). The ions have been initialized during these single ion impact events 10 Å above the interface in order to place the range of the ions directly in the depth position of the interface. This way of direct deposition of the ion energy at the interface does not influence them in physics what we end with simulations when ions have been initialized at the surface. This is because the first few tens of ions simply sputter remove the top layers of the film and intermixing develops when the range of ions approaches the interface. Fig. 3 depicts what we see in Fig. 1, that Levy flights cause the nonlinear time scaling of $\ln R^2 i_z$. The initial kinetic energy of few of these particles can reach the few tens of eV and which hyperthermal Pt atoms exhibit long trajectories.

In the left panel of Fig. 3 we show all the flight trajectories of Pt atoms obtained during a simulation with 50 repeated ion impacts with 10 ps time delay between each of the events in Pt/Ti. This figure clearly depicts us that Levy jumps of energetic Pt atoms take place which boost intermixing. Such kind of an interfacial broadening can also be called Levy interdiffusion. In the right panel of Fig. 3 the trajectories of energetic Ti atoms are also shown obtained during the same simulation. No Levy jumps can be seen for Ti atoms. These atoms not even move across the interface except during few events. In Ti/Pt no LF behavior can be found both for Pt and Ti atoms. Concerning the atomic mobility of the hyperthermal Pt particles, some of these particles can have a huge initial kinetic energy exceeding 100 eV in few cases. This could be due to the accelerative effect of head on collision of the ion or recoils with few of the Pt atoms at the interface. The Pt atoms intermix preferentially both in Ti/Pt and in Pt/Ti [25]. These rapidly migrating particles slow down to few eV within 0.5 ps and which energy regime persists up to few ps. Hence a long range tail exists for the time distribution of the atomic velocity during Levy jumps in Pt/Ti which is also a characteristic feature of non-Brownian dynamics [2, 3].

In conclusion, we reveal that atomic intermixing might take place via Levy flights in the Pt/Ti film/substrate bilayer upon low-energy ion bombardments. This mechanism could be valid for many other interdiffusion processes in which mass anisotropic interface is present.

This work is supported by the OTKA grants F037710

and K-68312 from the Hungarian Academy of Sciences. The work has been performed partly under the project HPC-EUROPA (RI3-CT-2003-506079) using the supercomputing facility at CINECA in Bologna and at NIF (Budapest).

-
- [1] L. F. Richardson, Proc. Roy. Soc. (London) Ser. A 110, 709 (1926).
 - [2] R. Metzler, J. Klafter, Phys. Rep., 339, 1. (2000), Levy Flights and Related Topics in Physics, ed. by M. F. Shlesinger, G. M. Zaslavsky, and U. Frisch (Springer, Berlin, 1995).
 - [3] G. M. Zaslavsky, in Hamiltonian Chaos & Fractional Dynamics, p. 229 (Oxford, 2005).
 - [4] R. van Gastel, et al., Nature, 408, 665 (2000), Phys. Rev. Lett. 86, 1562 (2001).
 - [5] A. M. Edwards, et al., Nature, 449, 1044 (2007).
 - [6] J. P. Bouchaud, et al., J. Phys. II. (France) 1, J. P. Bouchaud, A. Georges, Phys. Rep. 95, 127 (1990).
 - [7] B. I. Shraiman, and E. D. Siggia, Nature (London) 405, 639 (2000).
 - [8] J. Tsai, et al., Nano Lett. 8, 425. (2008).
 - [9] M. F. Shlesinger, G. M. Zaslavsky, and J. Klafter, Nature 363, 31 (1993).
 - [10] E. Pereira, J. M. G. Martinho, M. N. Berberan-Santos, Phys. Rev. Lett. 93, 120201-1 (2004).
 - [11] J. Klafter, M. F. Shlesinger, and G. Zumofen, Phys. Today 49, 33 (1996).
 - [12] G. Abramois, W. Möller, X. X. Ma, Phys. Rev. Lett. 96, 065901-1, (2006).
 - [13] N. Bibic, et al., Appl. Phys. Lett. 90, 051901 (2007).
 - [14] J. Cardenas, et al., Appl. Phys. Lett., 73, 3088 (1998).
 - [15] W. Nieveen, et al., Appl. Surf. Sci., 231-232, 13067 (1989).
 - [16] P. Sule, et al., J. Appl. Phys., 101, 043502 (2007).
 - [17] J. D. R. Buchanan, et al., Phys. Rev. B 66, 104427 (2002).
 - [18] P. Sule, J. Chem. Phys., (2008), arXiv:cond-mat/0802.0347.
 - [19] P. Sule, submitted for publication, arXiv:cond-mat/0802.0427.
 - [20] D. K. Avasthi, et al., Phys. Rev. B 68, 153106 (2003).
 - [21] W. D. Luedtke and U. Landman, Phys. Rev. Lett. 82, 3835 (1999).
 - [22] J. G. Amar, F. Family, D. C. Hughes, Phys. Rev. B 58, 7130 (1998), O. V. Bychuk, B. O'Shaughnessy, Phys. Rev. Lett. 74, 1795 (1995).
 - [23] K. Nordlund, et al., Phys. Rev., B 57 7556. (1998).
 - [24] P. Sule, M. Menyhard, Phys. Rev., B 71, 113413 (2005).
 - [25] P. Sule, M. Menyhard, K. Nordlund, Nucl. Instr. and Meth. in Phys. Res., B 226, 517 (2004), B 211, 524 (2003).
 - [26] V. Rosato, M. Guillope, B. Legrand, Phil. Mag. A 59, 321 (1989), F. Cleri and V. Rosato, Phys. Rev. B 48, 22-33 (1993).
 - [27] M. J. Frisch, G. W. Trucks, H. B. Schlegel, et al., Gaussian, Inc., Pittsburgh PA, (2003), see also at: <http://www.gaussian.com>.
 - [28] J. P. Perdew, K. Burke, and M. Ernzerhof, Phys. Rev. Lett. 77, 3865 (1996).
 - [29] <http://www.mafkiki.hu/sule/animations/ptti.htm>.