

# Persistence in the zero-temperature dynamics of the $Q$ -states Potts model on undirected-directed Barabasi-Albert networks and Erdos-Renyi random graphs ?

F .P .Fernandes and F W .S .Lima

Departamento de Física, Universidade Federal do Piauí, 64049-550, Teresina -PI, Brazil

e-mail: fwslima@gmail.com

? This paper is dedicated to Dietrich Staufer for his great contribution to physics.

**Abstract:** The zero-temperature Glauber dynamics is used to investigate the persistence probability  $P(t)$  in the Potts model with  $Q = 3; 4; 5; 7; 9; 12; 24; 64; 128, 256; 512; 1024; 4096; 16384, \dots, 2^{30}$  states on directed and undirected Barabasi-Albert networks and Erdos-Renyi random graphs. In this model it is found that  $P(t)$  decays exponentially to zero in short times for directed and undirected Erdos-Renyi random graphs. For directed and undirected Barabasi-Albert networks, in contrast it decays exponentially to a constant value for long times, i.e.,  $P(1)$  is different from zero for all  $Q$  values (here studied) from  $Q = 3; 4; 5; \dots; 2^{30}$ ; this shows "blocking" for all these  $Q$  values. Except that for  $Q = 2^{30}$  in the undirected case  $P(t)$  tends exponentially to zero; this could be just a finite-size effect since in the other "blocking" cases you may have only a few unchanged spins.

**Keywords:** Monte Carlo simulation, spins, networks, Potts.

## Introduction

Derrida et al. [1] discovered that the fraction  $P(t)$  of spins which have not flipped until time  $t$  exhibits non-trivial dynamical behavior for the Potts model and zero-temperature dynamics. In one dimension, they showed that  $P(t)$  decays algebraically, with an exponent varying continuously between 0 and 1 as  $Q$  increases from 1 to  $\infty$  [1, 2]. Derrida et al. [3] studied the problem in two dimensions by Monte Carlo simulations. However, their result for high  $Q$  was inaccurate since the data showed some curvature and only effective exponents for could be determined. Michael Henneke [4] investigated the two-dimensional Potts model for  $Q = 1$  by a similar zero-temperature Monte Carlo method. Due to a much higher numerical error,

It has been confirmed that asymptotically,  $\langle P \rangle$  approaches unity if  $Q = 1$ . Michael Henneke [5] presented also simulation results for finite  $Q$  in the order to obtain precise, and hopefully asymptotic, values for the exponents for general  $Q$ . He applied the Monte Carlo Method described in Ref. [4] to a triangular lattice with nearest-neighbor interactions and linear dimension  $L = 2000$ , where a lattice site is chosen at random and the trial spin is set to the color of the majority of neighbors. For the pure ferromagnetic one-dimensional Ising model, persistence was studied numerically [1], and for the one-dimensional Potts model the exponent was analytically computed [2]. For higher dimensions evidence for power law decay was obtained numerically [6], while the exponent was analytically obtained [7, 8] showing that  $P(t)$  decays algebraically as

$$P(t) \sim t^{-(d)}; \quad (1)$$

where  $(d)$  is a non-trivial persistence exponent. For the same ferromagnetic Ising model at higher dimensions [6] ( $d > 4$ ) and for the two-dimensional ferromagnetic  $Q$ -states Potts model [9] ( $Q > 4$ ) it has been shown through computer simulations that  $P(t)$  is not equal to zero for  $t \rightarrow \infty$ . This characteristic is sometimes called "blocking". In this way, if  $P(1) > 0$  we can reformulate the problem by restricting our observation to those spins that eventually flip. Hence, we can consider the behavior of the residual persistence given by

$$p(t) = P(t) - P(1); \quad (2)$$

Recently attention has been turned to the persistence problem in systems containing disorder [10, 11]. Numerical simulations of the zero-temperature dynamics of bond diluted (weak dilution [10] or strong dilution [12]) two-dimensional Ising model also reported "blocking" evidence. Howard has found evidence of an exponential decay of the persistence with "blocking" for the homogeneous tree of degree three ( $T$ ) with random spin configuration at the initial time [16]. In order to investigate other aspects of the disorder effect to the persistence problem, Lima et al. [17] presented new data for the zero-temperature dynamics of the two-dimensional ferromagnetic Ising model on a random Poissonian lattice. They showed that this system exhibits "blocking" which means that the persistence does not go to zero when  $t \rightarrow \infty$ . They showed also that  $p(t)$  decays exponentially in the long-time regime. Recently S. Jain et al. [13] studied the persistence problem in a random bond Ising model of socio-economic dynamics. In this study they found

no evidence of the "blocking" effect. Here in this paper we study the persistence problem in the Potts model with  $Q$  states ( $Q = 3; 4; \dots; 2^{30}$ ) on directed and undirected Barabasi-Albert (BA) [14] networks and Erdos-Renyi (ER) [15] random graphs using the zero-temperature Glauber dynamics. The results show that for directed and undirected ER random graphs the persistence decays exponentially to zero without evidence of "blocking", but for directed and undirected BA networks the persistence decays exponentially with and without presence of the "blocking". In both cases no algebraic decay of the persistence with the time was observed.

#### Model and simulation

We consider the  $Q$ -states Potts model on directed and undirected Barabasi-Albert (BA) networks and Erdos-Renyi (ER) random graphs defined by the Hamiltonian

$$H = -J \sum_{\langle ij \rangle} \delta_{S_i, S_j} \quad (3)$$

here  $J > 0$  is a ferromagnetic coupling, the sum is over all neighboring interactions included in the system, the spin values are in the range  $S_i = 1; \dots; Q$ , and  $\delta_{x,y}$  is Kronecker's delta function. We perform simulation over networks with  $N = 10^6$  sites. A random initial configuration of spins is obtained and  $P(t)$  is calculated over  $10^5$  and  $10^6$  Monte Carlo steps and a quenched average is done over 10 different networks for each Monte Carlo step. The zero-temperature Glauber dynamics was used in order to check the number of spins that never changed their state up to time  $t$ . In this dynamics, we start with a random initial spin configuration and allow it to be flipped at random or following a given logical sequence. The selected spin,  $S_i$ , is flipped or not according to  $E_i$ , where  $E_i$  is the energy variation of the site  $i$ . If  $E_i < 0$  the spin  $S_i$  is flipped with probability one. If  $E_i = 0$  the spin  $S_i$  is flipped with probability  $1/2$  chosen at random. Finally, if  $E_i > 0$  the spin is not flipped. One Monte Carlo step corresponds to application of the above rule for all spins of the network. The system configuration is left to evolve until a given Monte Carlo step  $10^5$  and  $10^6$ . The number  $n(t)$  of spins that did not change up to this time  $t$  is computed for each Monte Carlo step for determination of the persistence probability given by [1, 10, 12]

$$P(t) = \frac{\langle n(t) \rangle}{N} : \quad (4)$$

where  $n(t)$  is the sites number that did not flip their state up to time  $t$  and  $N$  is the number of sites.

## Results and Conclusion

In Fig. 1 we plot  $P(t)$  versus  $t$  for Potts models with  $Q = 3; 4; 5; 7; 9; 12; 24; 64; 128, 256; 512; 1024; 4096; 16384$  and  $2^{20}$  states in  $N = 10^6$  sites and  $m = 2$  (coordination probability  $p = m/N$  for ER random graphs) on undirected ER random graphs. The persistence probability  $P(t)$  seems to decay exponentially to zero for all  $Q$  values. For directed ER random graphs the results are the same. In Figs. 2 and 4 we plot again  $\log P(t)$  versus  $t$  (for  $t$  from 1 to 500) for Potts model for same  $Q$  values ( $Q = 3; 4; \dots; 2^{30}$ ) and  $m = 2$  (where here  $m$  is also the size of the initial core for generating the BA networks) values, for directed and undirected BA networks, respectively. We observe that for  $Q = 3; 4; 5; 7; 9, \dots, 2^{30}$  the persistence probability decays exponentially to a constant value  $P(1) > 0$  for directed BA networks. This exhibits the evidence of the "blocking" which means that the persistence does not go to zero when  $t \rightarrow 1$ . Therefore, for undirected BA networks the persistence decays exponentially also to a constant value  $P(1)$  for all finite  $Q$  ( $Q < 2^{22}$ ) of the Potts model investigated when  $t \rightarrow 1$ , again we have evidence the "blocking" for these finite  $Q$  values, but for  $Q = 2^{30}$  (" $Q = 1$ ") the persistence probability decays exponentially to zero. In the Fig. 3 and 5 we plot the same as Fig. 2 and 4, but now for  $t$  from 500 to  $3 \cdot 10^5$  for  $Q$  values ( $Q = 3; 4; 5; 7; 9, \dots, 2^{30}$  and  $Q = 3; 4; 5; 7; 9, \dots, 2^{22}$ ) for directed and undirected BA networks, respectively, showing that (in this observed interval) there are no evidences for phase transitions from finite values of the persistence probability  $P(t \rightarrow 1)$  to zero for any value of  $Q$ . For directed BA networks,  $P(t)$  decays to values that correspond to 1, 2 or 3 survivors of  $10^6$  sites. For undirected  $Q = 2^{30}$  states the persistence probability decays quickly to zero, showing that there are survivors for  $Q < 2^{22}$ . In Fig. 6 we plot double-logarithmically the behavior of  $p(t)$  versus time for some  $Q = 3; 4; 9; 24$  for undirected BA networks. This result showed the exponential relaxation of  $p(t) \rightarrow 0$ . In Fig. 7 we plot the same variables, but now for  $Q = 3; 256; 512; 1024; 4096$ . In this picture we observe for  $Q = 3$  an exponential decay to zero, but for  $Q = 256; 512; 1024; 4096$ , we see some kind of algebraic decline, followed by an exponential decline for  $p(t)$  for longer times. In Fig. 8 we plot  $\ln(\text{time})$  versus  $\ln(Q)$  for  $Q = 3; 4; \dots; 2^{22}$  values and observe the time the system needs to reach the "blocking" state on undirected BA networks. Initially we observe a growth of the time for values from  $Q = 3$  until  $2^{14}$  states, after that the time decreases for large  $Q$ -states values. The system needs only a short time to reach the "blocking" state for large  $Q$ -states values. The linear best fit gives the slope  $= 0.89(3)$  for growth of the

time for values from  $Q = 3$  until  $2^{14}$  states.

In summary, we have presented new data for the zero-temperature dynamics of ferromagnetic Potts models on scale free networks and random graphs. For the directed and undirected Erdos-Renyi random graphs the system does not exhibit evidence of "blocking" independently of the assumed values for  $Q$ , that is, the persistence probability  $P(t)$  go to zero when  $t \rightarrow \infty$ . In contrast, for directed and undirected BA networks the system exhibit evidence of "blocking" for  $Q = 3; 4; 5; 7; 9, \dots, 2^{30}$  values, here observed, when for  $t \rightarrow \infty$  the persistence probability does not go to zero. For  $Q$  large the "blocking" there is with only 1; 2; 3 or 4 survivors of the initial total of the  $10^6$  survivors. In the undirected case we observe that the persistence probability  $P(t)$  decays exponentially to values different from zero for  $Q = 3; 4; 5; 7; 9; \dots; 2^{22}$  when  $t \rightarrow \infty$ , that shows the evidence the "blocking": but for  $Q = 2^{30}$  this persistence decays to zero, this could be just a finite-size effect since in the other "blocking" cases one may have only few unchanged spins. Here we also study the residual persistence probability  $p(t)$  for undirected BA networks, and believe that for small values  $Q = 3; 4; 9; 24$  this decays exponentially to zero, but for  $Q = 256; 512; 1024; 4096$ , we see first some kind of algebraic decay, followed by exponential decline to zero. We also observe the increase of the time to reach "blocking" with increasing  $Q$ , that initially is linear in the log-log scale of the  $Q = 3; 4; 7; \dots; 2^{14}$  and afterwards the time decays dramatically to short times for  $Q = 2^{19}; 2^{20}; 2^{22}$ .

The authors thanks D. Stauffer for many suggestions and fruitful discussions during the development this work and also for the revision of this paper. We also acknowledge the Brazilian agency FAPESP (Teresina-Piaui-Brazil) for its financial support. This work was also supported by the system SG IA Itix 1350 the computational park CENAPAD UNICAMP-USP, SP-BRAZIL.

## References

- [1] B. Derrida, A. J. Bray, C. Godreche, J. Phys. A 27 (1994) L357.
- [2] B. Derrida, V. Hakim, V. Pasquier, Phys. Rev. Lett. 75 (1995) 751.
- [3] B. Derrida, P. M. C. de Oliveira, D. Stauffer, Physica A 244 (1996) 604.
- [4] M. Hennecke, Physica A 246 (1997) 519.

- [5] M .Hennecke, Physica A 252 (1998) 173.
- [6] D .Stau er, J.Phys. A 27 (1994) 5029.
- [7] S.N .M ajum dar, A .J.B ray, S. J.Comell, C .Sire, Phys. Rev. Lett. 77 (1996) 3704.
- [8] A .J.B ray, B .D errida, C .G odreche, Europhys. lett. 27 (1994) 177.
- [9] B .D errida, J.Phys. A :M ath. Gen. 98 (1995) 1481.
- [10] S.Jain, Phys. Rev. E 59 (1999) R2459.
- [11] C.M .Newm an, D .L. Stein, Phys. Rev. Lett. 82 (1999) 3944.
- [12] S.Jain, Phys. Rev. E 60 (1999) R2445.
- [13] S.Jain and T .Yam ano, Int. Jour. ofM od. Phys. C 19,(1) (2008) 161.
- [14] R.A lbert and A .L. Barabasi, Rev.M od. Phys. 74, 47 (2002).
- [15] P.Erdos and A .Renyi, Publ.M ath. Debrecen 6, 290 (1959); P.Erdos and A .Renyi, Publ.M ath. Inst.Hung.A cad.Sci. 5 , 17 (1960); P.Erdos and A .Renyi, Bull. Inst. Int. Stat. 38 , 343 (1961).
- [16] C .D .Howard, J.Appl.P rob. 37 (3) (200) 736.
- [17] F W .S.Lin a, R .N .Costa Filho, U M .S.Costa, Journal ofM agnetism and M agnetic M aterials 270, (2004), 182.

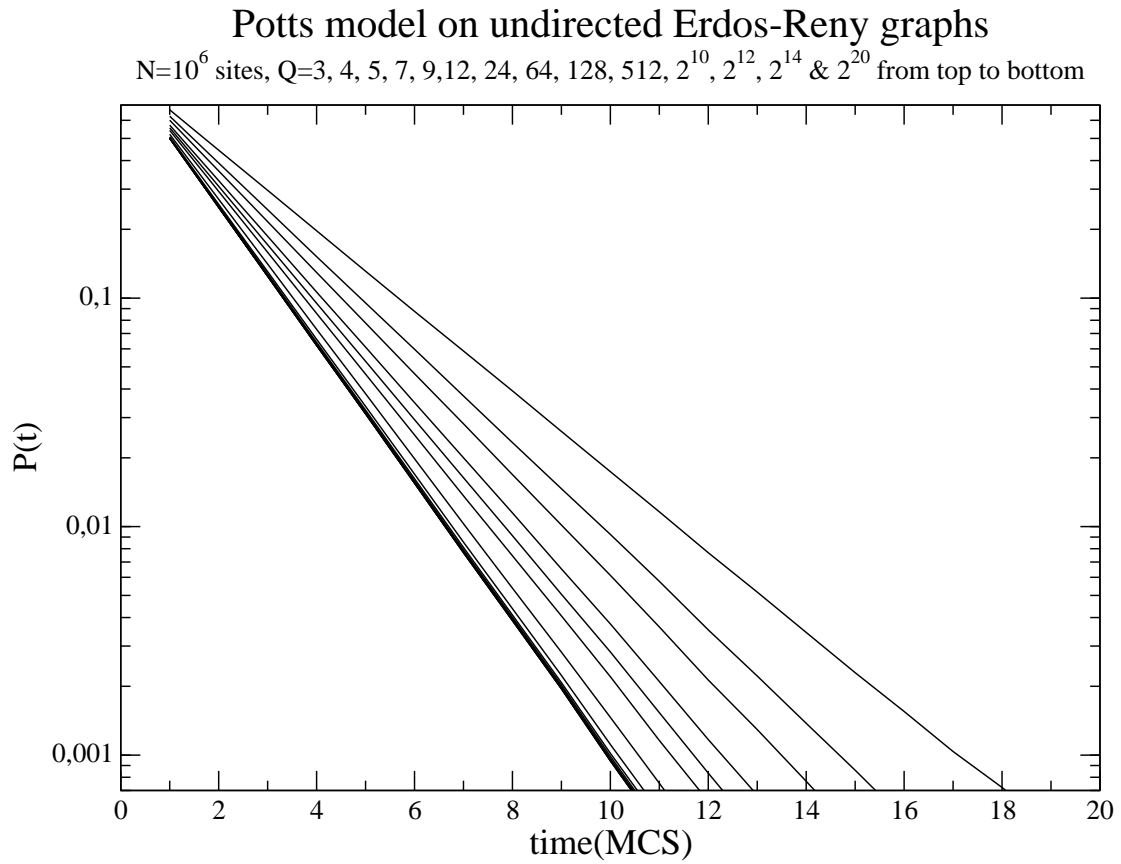


Figure 1:  $P(t)$  (on logarithmic scale) versus time for various  $Q$  and  $m = 2$  on undirected Erdos-Renyi(ER) random graphs.  $Q = 3; 4; 5; \dots; 2^{20}$  from top to bottom.

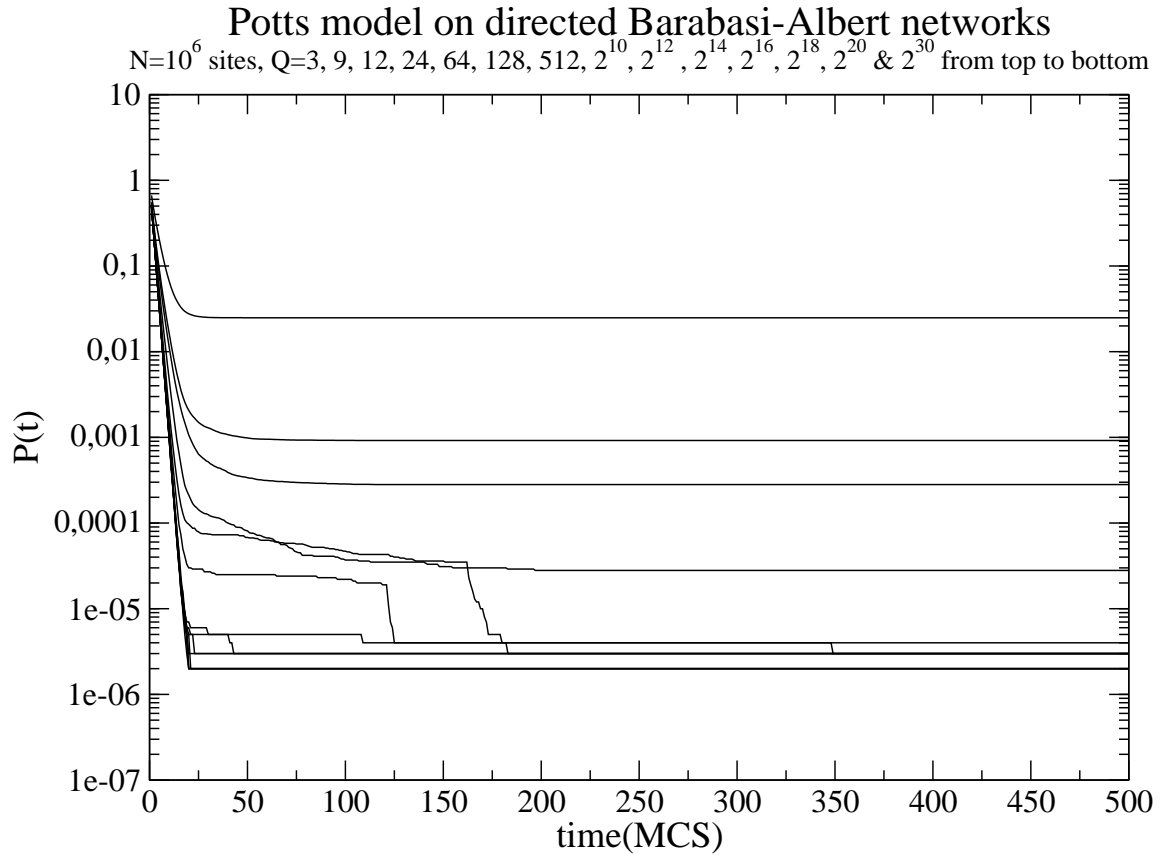


Figure 2:  $P(t)$  (on logarithmic scale) versus time for various  $Q$  and  $m = 2$ , on directed Barabasi-Albert (BA) networks.  $Q = 3; 4; 5; \dots; 2^{30}$  from top to bottom.



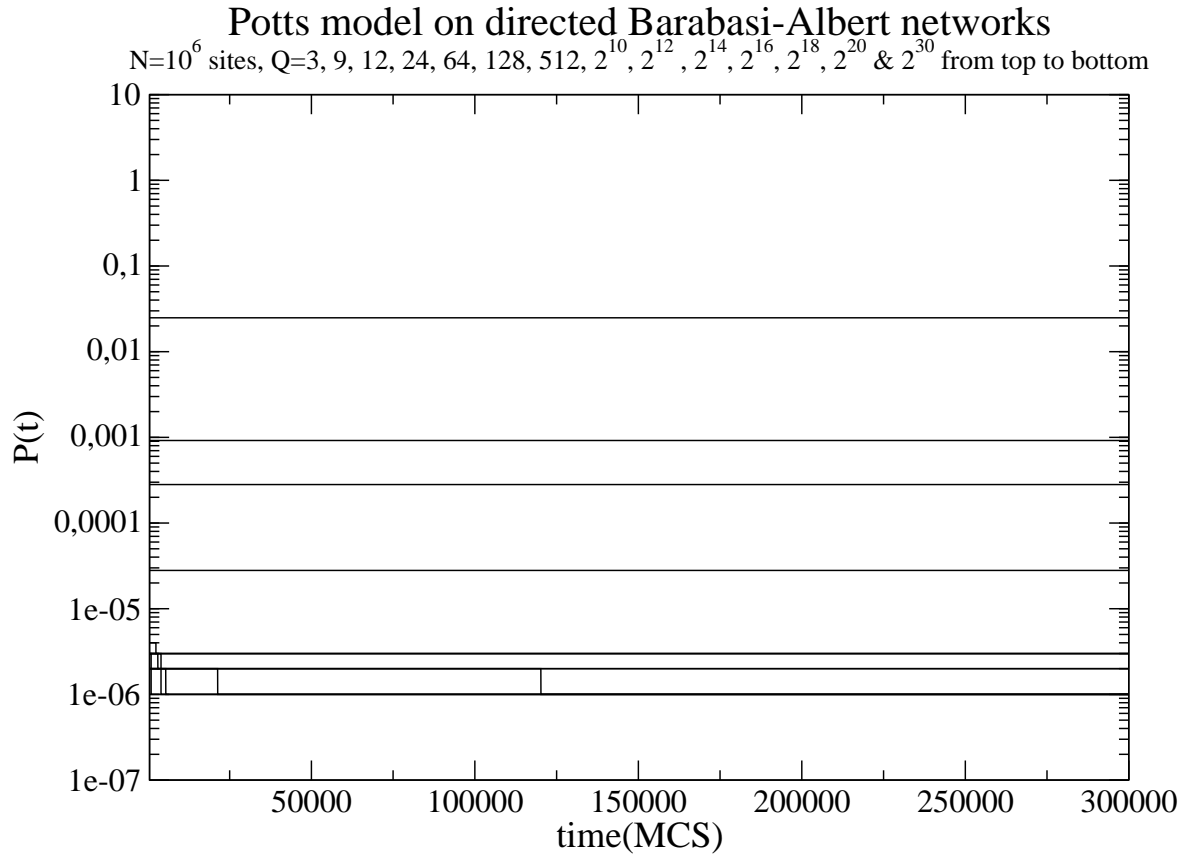


Figure 3:  $P(t)$  (on logarithmic scale) versus time for various  $Q$  and  $m = 2$ , on directed Barabasi-Albert (BA) networks.  $Q = 3; 4; 5; \dots; 2^{30}$  from top to bottom. The time varies from 500 to 300000.

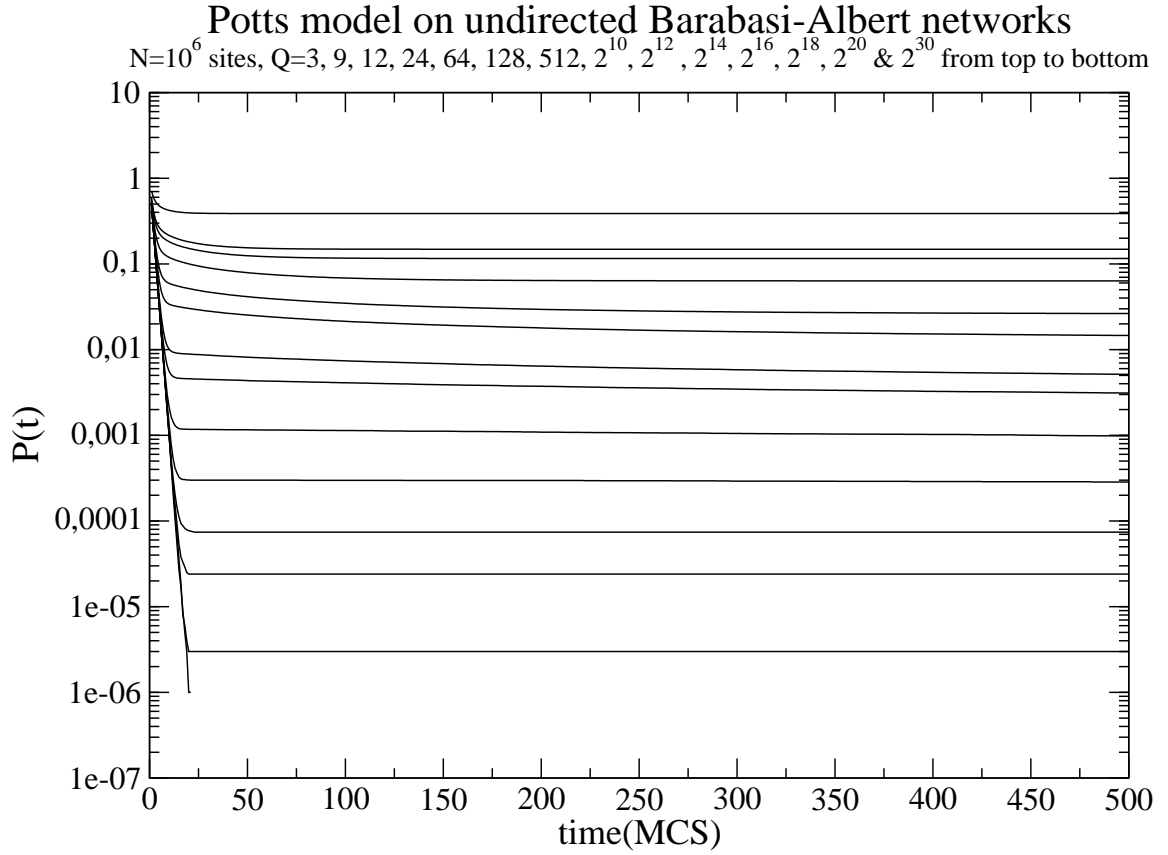


Figure 4:  $P(t)$  (on logarithmic scale) versus time for various  $Q$  and  $m = 2$  on undirected Barabasi-Albert (BA) networks.  $Q = 3; 4; 5; \dots; 2^{30}$  from top to bottom.

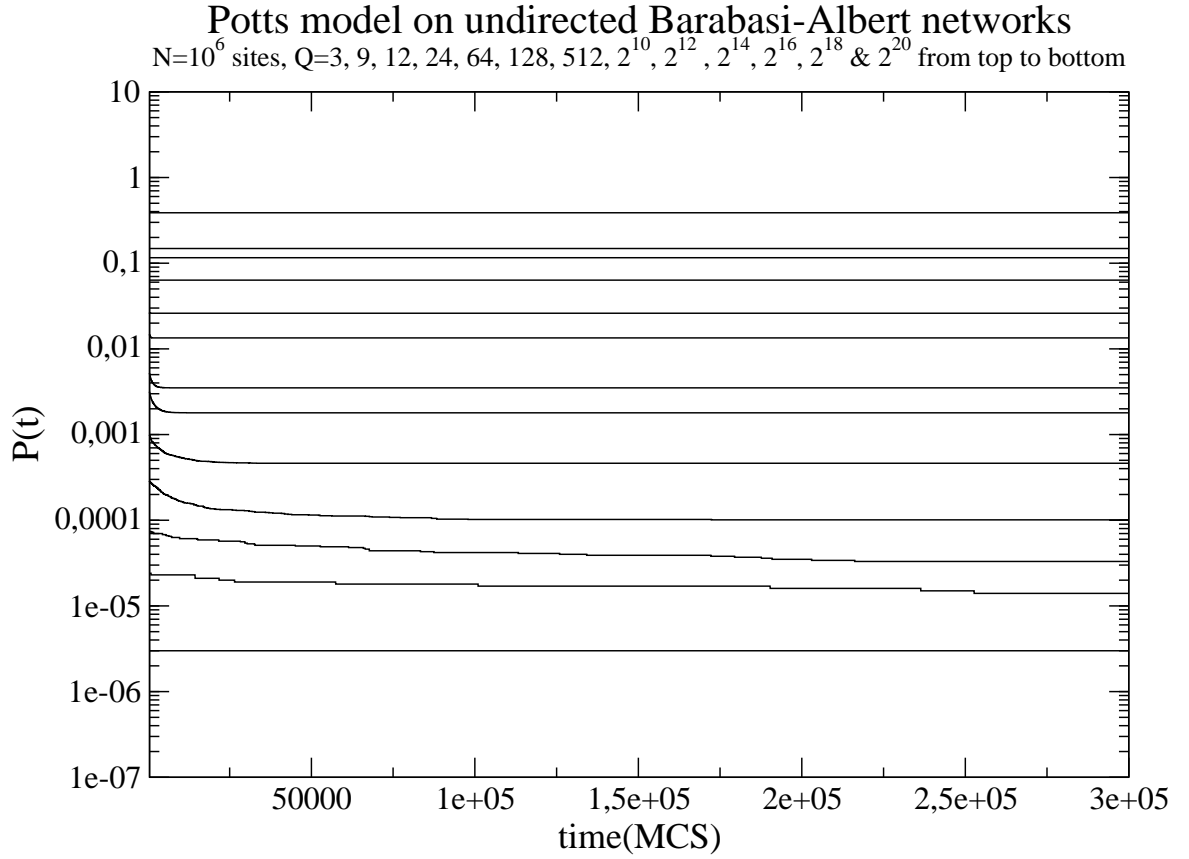


Figure 5:  $P(t)$  (on logarithmic scale) versus time for various  $Q$  and  $m = 2$  on undirected Barabasi-Albert (BA) networks.  $Q = 3; 4; 5; \dots; 2^{22}$  (because  $Q = 2^{30}$  is zero in this interval) from top to bottom. The time of 500 to 300000.

# Potts model on undirected Barabasi-Albert networks

$N=10^6$  sites,  $Q=3, 4, 9$  &  $24$  from bottom to top

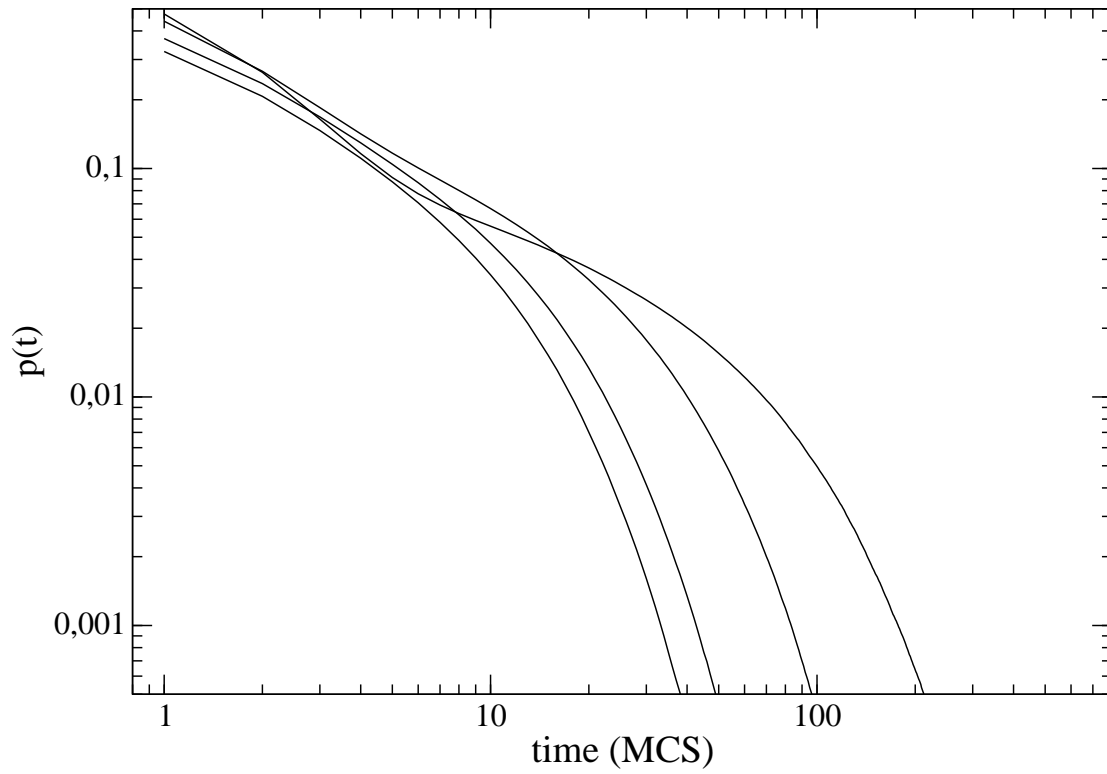


Figure 6:  $p(t)$  versus time (double-logarithmic scales) for various  $Q = 3; 4; 9; 24$  (from bottom to top) and  $m = 2$  on undirected Barabasi-Albert (BA) networks.

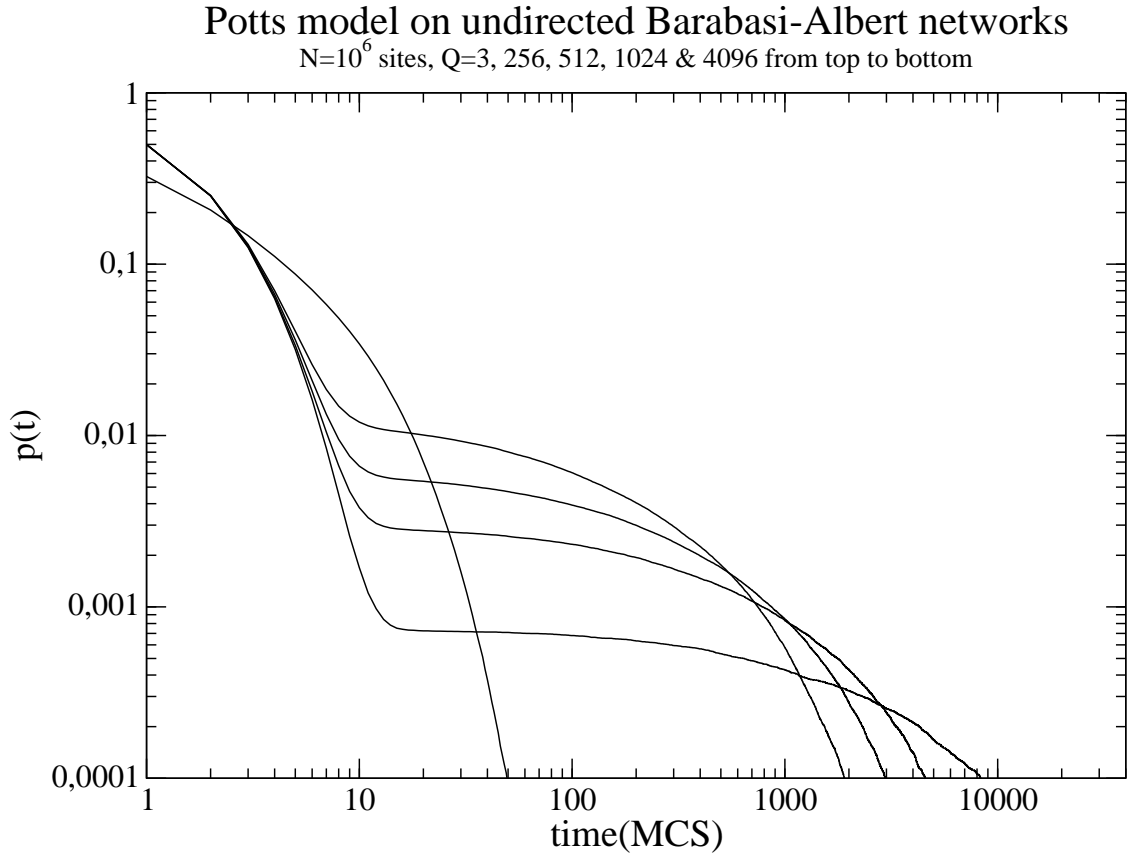


Figure 7:  $p(t)$  versus time (double-logarithmic scales) for  $Q = 3$  and other various values of  $Q$  (256;512;1024;4096) (from top to bottom) and  $m = 2$  on undirected Barabasi-Albert (BA) networks.

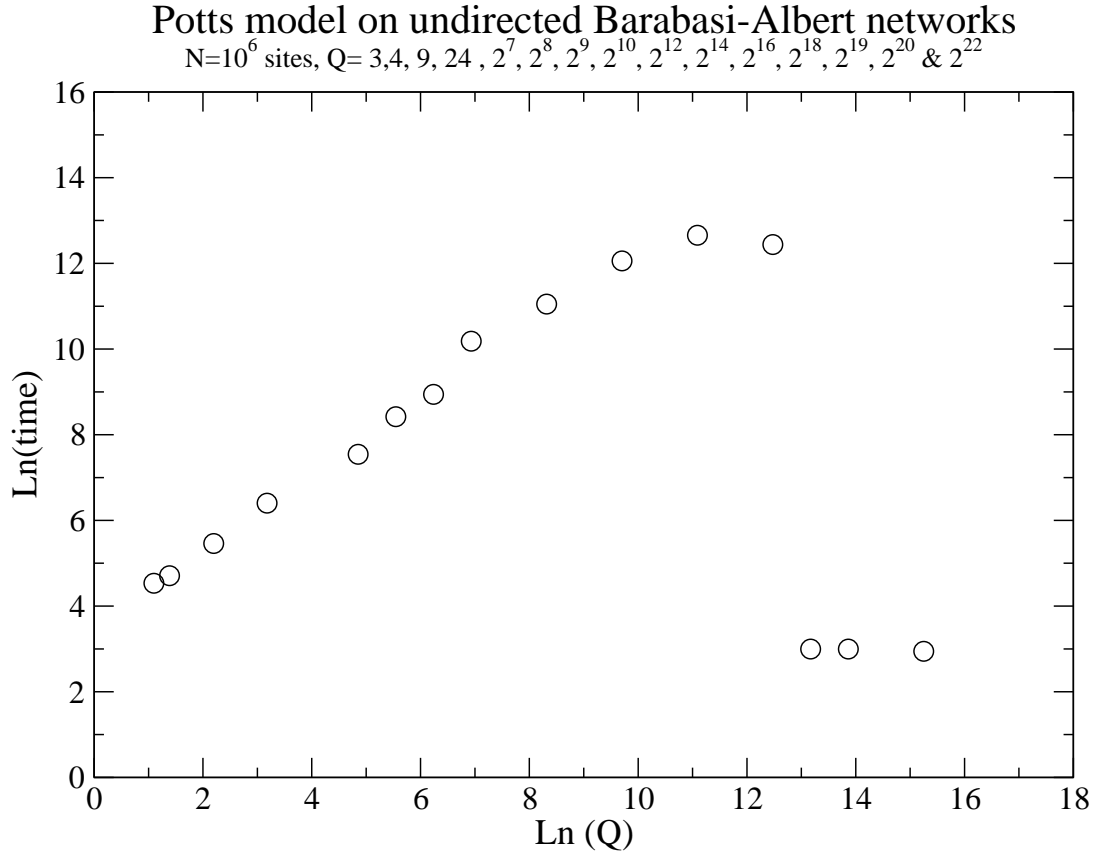


Figure 8:  $\ln(\text{time})$  versus  $\ln(Q)$  for various  $Q = 3; 4; 9; \dots; 2^{22}$  and  $m = 2$  on undirected Barabasi-Albert (BA) networks, where time is the number of time steps before "blocking" occurs. Here we observe that time increase when  $Q$  increases for  $Q = 3; 4; 9; \dots; 2^{14}$ . The best linear fit gives a slope  $= 0.89(3)$ . Afterwards the time decays dramatically to short times for  $Q = 2^{19}; 2^{20}; 2^{22}$ .