

On localizations in minimal cellular automata model of two-species mutualism

Andrew Adamatzky¹ and Martin Grube²

¹ *University of the West of England Bristol BS16 1QY United Kingdom
andrew.adamatzky@uwe.ac.uk*

² *Institut für Pflanzenwissenschaften Karl-Franzens-Universität Graz, Austria
martin.grube@kfunigraz.ac.at*

Abstract

A mutualism is an interaction where the involved species benefit from each other. We study a two-dimensional hexagonal three-state cellular automaton model of a two-species mutualistic system. The simple model is characterized by four parameters of propagation and survival dependencies between the species. We map the parametric set onto the basic types of space-time structures emerged in the mutualistic population dynamic. The structures discovered include propagating quasi-one dimensional patterns, very slowly growing clusters, still and oscillatory stationary localizations. Although we hardly find such idealized patterns in nature, due to increased complexity of interaction phenomena, we recognize our findings as basic spatial patterns of mutualistic systems, which can be used as baseline to build up more complex models.

Key words: cellular automata, mutualism, population dynamics, complexity

1 Introduction

The term symbiosis was coined in 1879 by Heinrich Anton de Bary, a German mycologist, who defined it as the living together of unlike organisms[5]. In biology, symbiosis includes all kinds of close relationships between species, ranging from parasitic interactions to mutualisms. In two-species interactions, mutualism is an interaction of species of organisms that benefits both [36]. Most classical symbioses were initially described as two-species interactions, but modern research shows that many of these cases comprise more interacting species and a higher level of complexity than previously thought [23,32]. In complex symbiotic systems, the distinction between beneficial and detrimental

interactions among the partners is sometimes not clear or can be indirect. The outcomes of symbiotic associations may depend also on physiological circumstances, even when only two interacting partners are considered. Mutualism is the most intriguing and still not well understood type of inter-species interactions [8,37]. Even simplest models of mutualism exhibits higher behavioral complexity than predating, parasitism, amensalism and comensalism [3]. In the present paper we decided to leave complex interactions and multispecies associations beyond the scope, focus on bipartite systems for the sake of simplicity. This simplification allows us to study idealized localization patterns to understand basic laws of spatial structuring without nuisance of real-life complexity.

Mathematical and computer studies of mutualism are growing extensively last years. Most analytical models are based on modifications of Lotka-Volterra model with positive inter-species interactions [24,7], stabilized with feedbacks of limited resources [28], tuned by diffusiveness and transport effects [17], and other relations between interacting species [35,15]. Other mathematical models are based on limit per capita growth [25] and feedback delays [33].

Almost no results are obtained in spatial evolution of mutualistic populations. Spatially extended prey-predator systems produce characteristic wave patterns, what are the patterns emerging in mutualistic systems? So far only existence of stationary localized domains, or patches, of species is known. Their existence is demonstrated by two different techniques: lattice Lotka-Volterra model [39] and reaction-diffusion model of population dynamics [34]. Are patches the only patterns which could be observed in mutualistic populations? We aim to answer the question in present paper.

In computer simulations we employ cellular automata: two-dimensional arrays of final-state machines which update their states simultaneously and depending on states of their immediate neighbours. Cellular automata have been used to simulate population dynamics for a long time. They become popular as population models from Dewdney articles on prey-predator systems [19], and further supported by high-profile research on lattice-gas automata [10] and automata models of host-parasite interaction [27]. For (dis)advantages of cellular automata models see overviews [22] and [16]. The automata models are now uncontested models for studying pattern formation in population dynamics [18], pattern-oriented ecological modeling [26] and spatial ecology [6,40,38,20].

Cellular automata 'substrates' are proved to be successful in imitating and simulating propagation of species [11], developments of plant populations [4], prediction of epidemics dynamics in spatially heterogeneous environments [21], stochastic species invasion [12,29], predation chains [31] and competition in complex landscapes [13], and prey-predator systems [14]. Apart of particular

case of interacting lattices [9] we are unaware of any published results concerning pure cellular automata models of mutualistic systems. A classical, in a sense of Ulam and von Neuman spirit, cellular automata model will be offered in present paper.

In the paper we utilise our ideas on automata-based modelling of population dynamics [1], designs of cell-state rules covering all types of inter-species interactions [2], and our scoping experiments on phenomenology of automata model of two-species populations [3].

The paper is structured as follows. In Sect. 2 we introduce a cell-state transitions rules, imitating mutualism. Phenomenology of the models for various parameters of propagation and survival dependencies are outlined in Sect. 3. Section 4 discusses basic types of localized patterns discovered and their parametric mappings.

2 Automaton model of mutualism

We study hexagonal lattice of finite-state machines, or cells, which take finite number of states and update their states in discrete time depending on states of their closest neighbours. Every cell x has six neighbours, which determine the cell x 's neighbourhood $u(x)$ and takes three states: 0, 1 and 2. States 1 and 2 represent species '1' and species '2'. State 0 represent an 'empty space', or a substrate.

Two processes must be simulated: propagation of species and survival of species. A cell of the hexagonal cellular automaton can be occupied exclusively by 'empty space', state 0, or by one of the species, states 1 or 2. A cell x in 'empty state' at time t ($x^t = 0$) becomes occupied by species 1 at time $t + 1$ if it has more neighbors in state 1 than in state 2 ($\sigma_1 > \sigma_2$, $\sigma_i = |\{y \in u(x) : y^t = i\}|$, $i \in \{1, 2\}$) but enough neighbors in state 2 to support species 1 depending on them ($\sigma_2 > \theta_{01}$), or it has equal amount of both species ($\sigma_1 = \sigma_2$) but there are more species 2 to support species 1 than species 1 to support species 2 ($\sigma_2 - \theta_{01} > \sigma_1 - \theta_{02}$). Propagation of species 2 can be discussed similarly.

A cell in state 1 (2) remains in state 1 (2) if number of its neighbors in state 2 (1) exceeds specified threshold, $\sigma_2 > \theta_{11}$ ($\sigma_1 > \theta_{22}$). There are no cell-state transitions $1 \rightarrow 2$ and $2 \rightarrow 1$. See summary of the cell-state transitions in Fig. 1.

The thresholds θ_{01} and θ_{02} are propagation, or sustainability parameters. The thresholds θ_{11} and θ_{22} are survivability parameters. In general, $1 \leq$

x^t/x^{t+1}	0	1	2
0	$\sigma_1 + \sigma_2 = 0$	$A \vee (\neg A \wedge B)$	$C \vee (\neg C \wedge D)$
1	$\sigma_2 < \theta_{11}$	$\sigma_2 \geq \theta_{11}$	never
2	$\sigma_1 < \theta_{22}$	never	$\sigma_1 \geq \theta_{22}$

Fig. 1. Cell-state transition table imitating mutualistic interactions. The conditions A , B , C and D are as follows: $A = (\sigma_1 > \sigma_2) \wedge (\sigma_2 > \theta_{01}) \vee (\sigma_1 + \sigma_2 > 0) \wedge (\sigma_2 - \theta_{01} > \sigma_1 - \theta_{02})$, $C = (\sigma_2 > \sigma_1) \wedge (\sigma_1 > \theta_{02}) \vee (\sigma_1 + \sigma_2 > 0) \wedge (\sigma_2 - \theta_{01} < \sigma_1 - \theta_{02})$, $B = (\text{random}(1) < 0.5)$, $D = (\text{random}(1) \geq 0.5)$, and random generates a random real number between 0 and 1.

$\theta_{01}, \theta_{02}, \theta_{11}, \theta_{22} \leq 6$, however no activity persists on the lattice for values higher than 3, so in the paper we consider only $1 \leq \theta_{01}, \theta_{02}, \theta_{11}, \theta_{22} \leq 3$.

Sometimes we are addressing a cell-state rule as rule $R(\theta_{01}, \theta_{02}, \theta_{11}, \theta_{22})$.

3 Phenomenology

We have analysed development of automata from random initial configurations for all values of four thresholds $1 \leq \theta_{01}, \theta_{02}, \theta_{11}, \theta_{22} \leq 3$. We found that when one of the species 1 (2) does not depend on another species to propagate $\theta_{02} = 0$ ($\theta_{01} = 0$) then this species 1 (2) propagates unlimitedly while other species remains confined to the zone of initial inoculation. See comprehensive list of configurations in Appendix and few selected samples in Fig. 2.

Dynamics of unlimited propagation depends on parameters θ_{01} and θ_{02} . Consider for example, $\theta_{01} = 0$ and $\theta_{02} < 4$. Species 1 propagates on the lattice because they do not need species 2 to invade new space. If $\theta_{11} = 0$ then lattice becomes filled with ‘solid’ pattern of species 1, once a site occupied by 1 it always remains in the state 1. For $\theta_{11} > 0$ we observe structures similar to target waves because species 1 can not remain at the same site for more then one step of discrete time t , it dies, or vacates the site, at time $t + 1$, however the site becomes occupied again by species 1 at time step $t + 1$.

For the parameters $\theta_{02} > 0$ and $\theta_{01} > 0$ localizations — compact groups of non-quiescent (not equal 0) states — are observed. The number of localizations in configurations, recorded after transient period, decreases with increase of $\theta_{02} + \theta_{01}$. Principle localizations are discussed in next section.

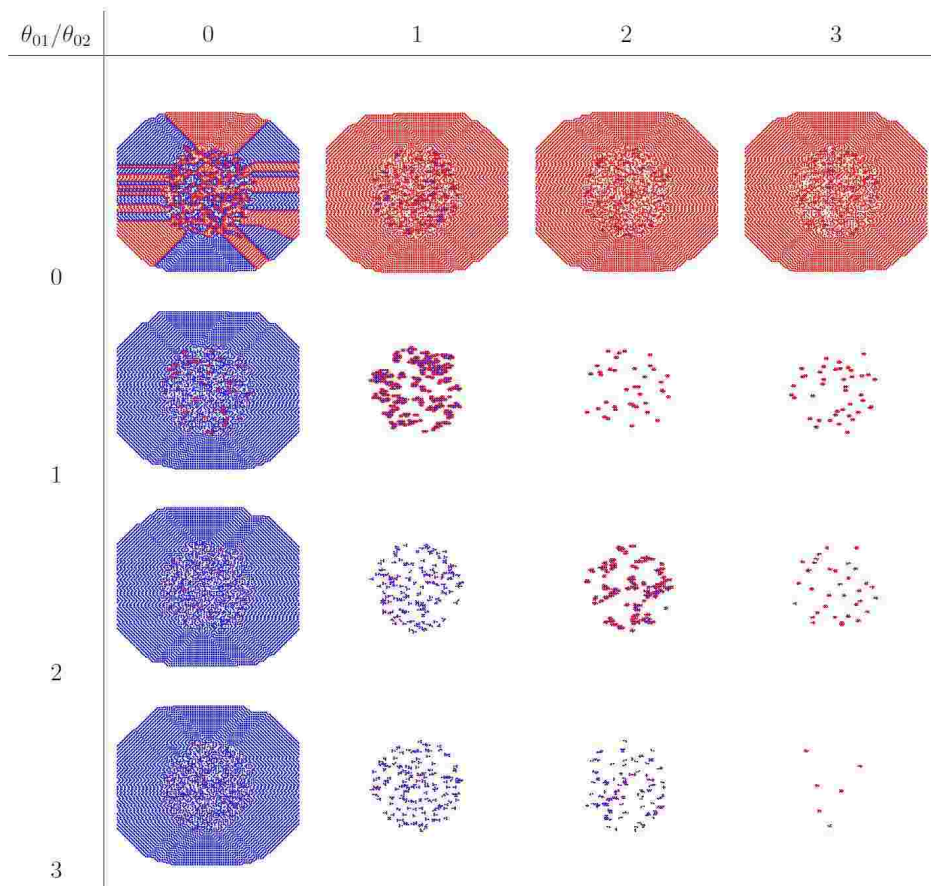


Fig. 2. Samples of configurations parameterized by values of θ_{01} , rows, and θ_{02} , columns. Each entry $[\alpha, \beta]$ in the table represents a sample configuration for parameters $\theta_{01} = \alpha$, $\theta_{02} = \beta$, $\theta_{11} = 1$ and $\theta_{22} = 2$. Lattice is 200×200 . Initially cells not further then 50 cells from the lattice centre are assigned states 1 or 2 with probability 0.1 each.

4 Localizations in mutualistic systems

In exhaustive experiments we discovered four principle types of localizations: stationary still localizations, stationary oscillating localizations, propagating quasi-one-dimensional localizations, or worms, and sub-linearly growing domains. ‘Stationary’ means that the pattern does not travel along the lattice, ‘still’ means that the pattern does not change its structure during automaton development.

Stationary still localization is a compact groups of cells in non-quiescent (non-‘0’) states. Diameter of such group usually does not exceed 1-3 cells. Typically one species occupies central position in the localization and it is surrounded by sites occupied by another species. Thus in Fig. 3 we see sites of species 1 (solid discs) surrounded by several sites with species 2 (circles). Species 1 survive because they have more than two neighbouring sites with species 2 ($\theta_{02} > 2$)




Fig. 3. Stationary still localizations in rule $R(2221)$. State ‘1’ is shown by solid disc, state ‘2’ by circle, state ‘0’ by dot.



Fig. 4. Oscillators in rule $R(2323)$.

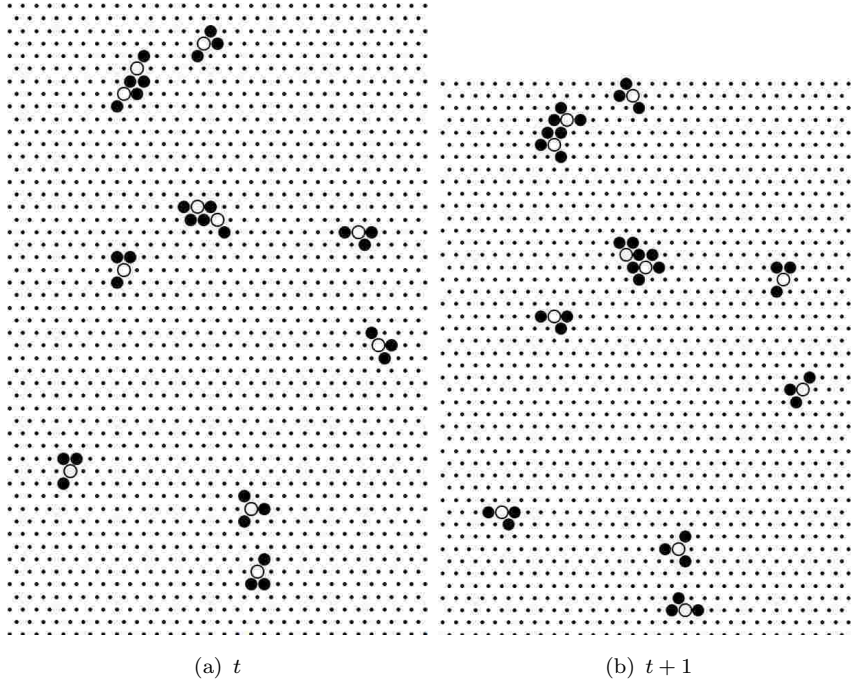


Fig. 5. Oscillators in rule $R(1223)$.

while less dependent species 2 are supported by being in relation with just one site occupied by species 1 ($\theta_{01} > 1$). Several elementary localizations can be linked together to form an extended cluster of localizations.

Stationary oscillator is compact group of cells in non-quiescent states, which does not move along the lattice unlimitedly. The group can be translated cyclically around some fixed point. All oscillators observed in space-time dynamics of mutualistic populations are can be classified as flip-flops, which rotate on a fixed degree around stationary centre, e.g. oscillators in Fig. 4 and Fig. 5, and breathing oscillators, which has stationary core, e.g. sites in state 1 in Fig. 6, and switching/breathing halo, e.g. sites in state 2 in Fig. 6.

Some rules support only still localizations, e.g. rule $R(2221)$ (Fig. 3), some only oscillators, e.g. rule $R(2323)$ (Fig. 4), others support both still and oscillating localizations, e.g. rule $R(1113)$ (Fig. 6).

Worms are quasi-one-dimensional propagating localizations, which usually consists of two parallel chains of non-quiescent states, one chain is formed by sites with species 1, another chain by sites with species 2. All worms observed in our experiments have only two growing tips. For example, see in Fig. 7 snapshots of a single worm growing in rule $R(1111)$ automaton. The worm has two growing tips which are two sites: one occupied by state 1, another by state 2. For neighbouring quiescent cells numbers of non-quiescent states 1 and 2 is equal, so the states 1 and 2 ‘diffuse’ randomly. Species 1 and 2 can not survive without each other, therefore when one of the species advances, it must then ‘wait’ for a neighbouring empty site to be occupied by another species. Due to randomization involved the growing tips do not propagate directly but rather implement a kind of random walk on the lattice (Fig 8a).

When initial density of species 1 and 2 is high enough, many worms are born (Fig 8b), they propagate and collide with each other. When a growing tip collides to a body of a worm it stops propagating. Thus forming a porous stationary core with free growing tips propagating centrifugally (Fig 8b).

For some rules, e.g. rule $R(3300)$ (Fig. 9), worms are short-living. In these rules worms stop propagating when their growing tips are blocked by the following conditions. Every resting cell x , $x^t = 0$, closest to non-resting cells of the worm’s tip has $(\sigma_1^t > \sigma_2^t) \wedge (\sigma_2^t < \theta_{01})$, i.e. species 1 do not propagate, and also $(\sigma_2^t > \sigma_1^t) \wedge (\sigma_1^t < \theta_{02})$, i.e. species 2 do not propagate as well.

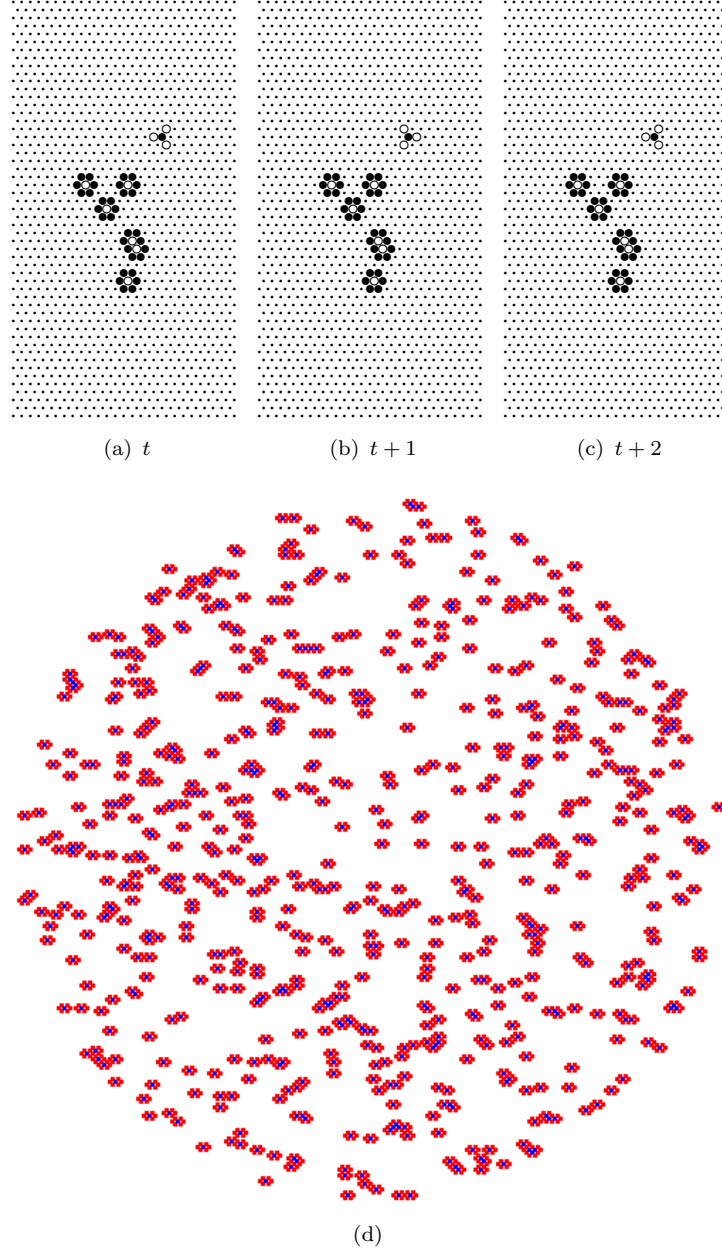


Fig. 6. Still localizations and oscillators in rule $R(1113)$. (a)-(c) three consecutive configurations exhibiting still localizations: sites with species 2 surrounded by sites with species 1, and stationary oscillators: sites with species surrounded by sites with species 2. (d) zoomed out configuration.

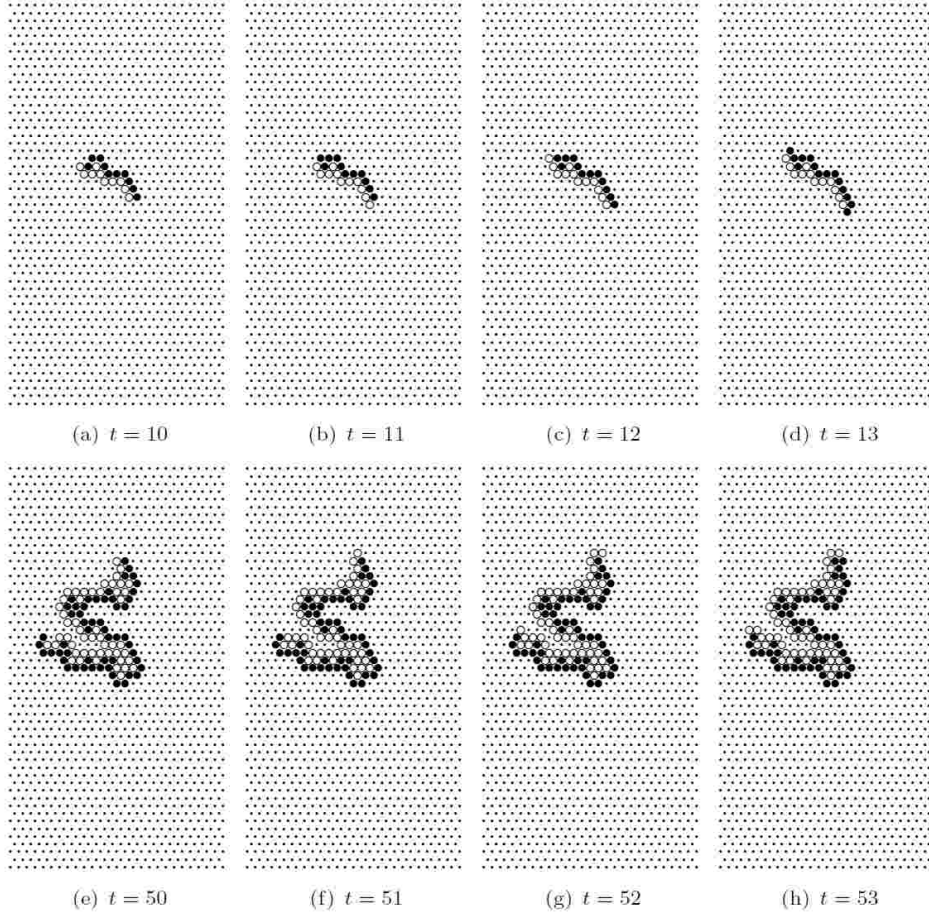
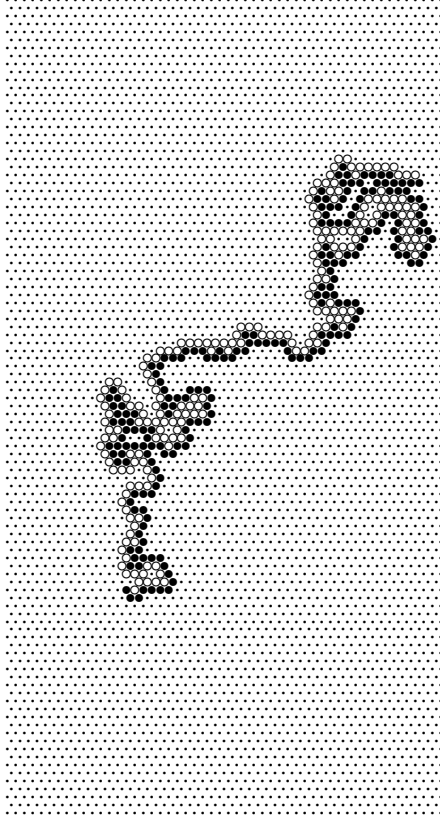
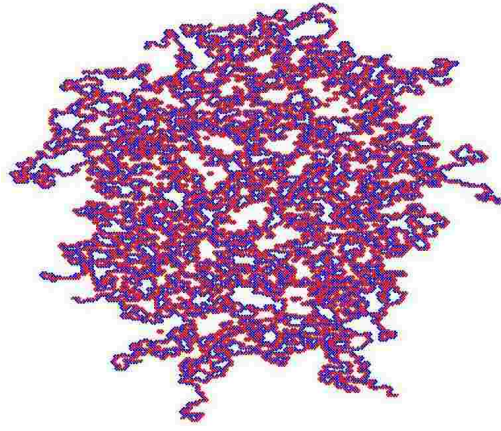


Fig. 7. Propagation of long-life worms in rule $R(1111)$.



(a)



(b)

Fig. 8. Long-life worms in rule $R(1111)$. (a) a single worm grown for 197 steps of discrete time. (b) Zoomed out configuration of rule $R(1111)$ automaton, which starts its initial development in a random configuration, where all cells closer then 150 sites to the centre of the lattice are assigned states 1 or 2 with probability 0.5.

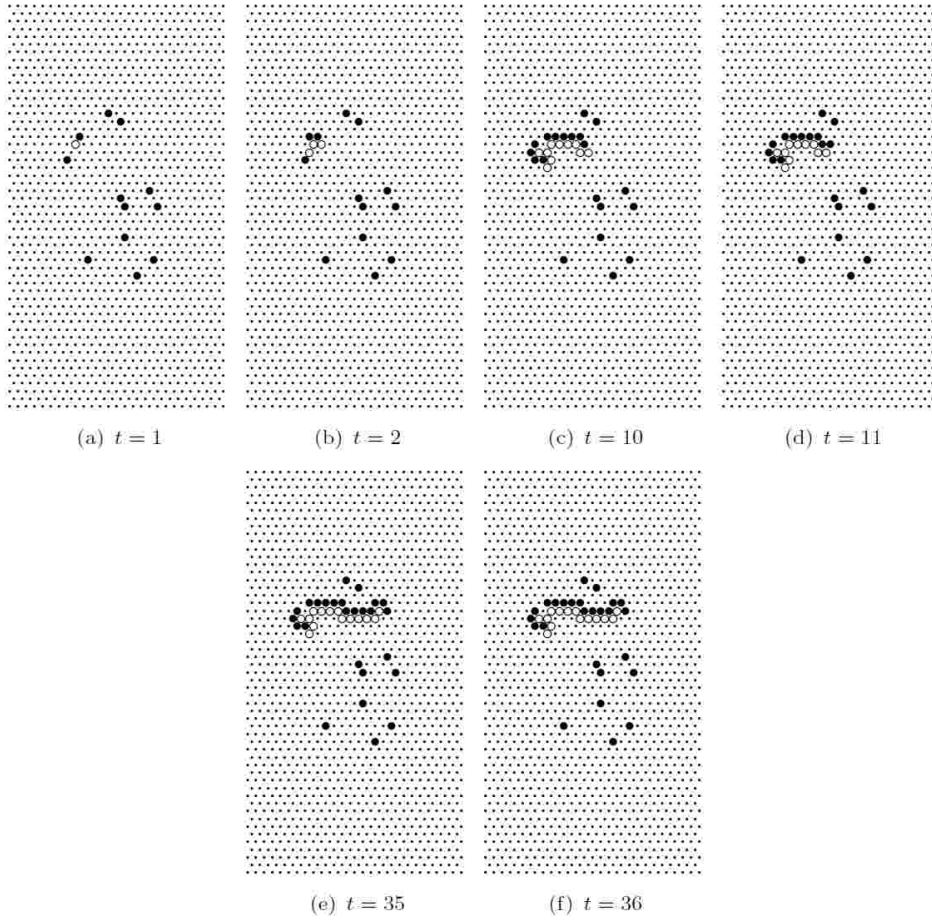


Fig. 9. Propagation of short-life worms in rule $R(3300)$.




Fig. 10. A snapshot of a sub-linearly growing stripy domains, rule $R(2222)$, taken at 1171th step of automaton development from initial random configuration.

The last class of localizations are very slowly growing stripy domains (Fig. 10), found in space-time dynamics of cellular automata governed by rules $R(2222)$ and $R(3322)$. They are not proper localizations, because their size is constantly increasing. However it does increase very slow: from computational experiments we estimated that a radius of a circle around a stripy domain grows as $0.05 \cdot t$, where t is a number of time steps from the beginning of the pattern development. That is the growth rate is almost two orders smaller than typical propagation rate of usual cellular automaton patterns (e.g. excitation waves or gliders in Conway's Game of Life). So comparing to typical cellular automaton growing patterns the stripy domains behave as localizations.

The domains are stripy, i.e. consist of intermittent chains of 1 and 2 states, because each species needs at least two or three sites occupied by other species to propagate and at least two sites occupied by other species to survive. Thus having a chain of states 1, the chain will be covered by on both sides by states 2, which will be covered by states 1 and so on. See mechanics of the pattern formation in Fig. 11. Growth of the patterns is slow due to involved of randomization, see conditions B and C in cell-state transition table (Fig. 1). When an empty site accept species 1 or 2 at random, the species may not stay there if survivability criteria not met, then the site become empty again and may take of the species at random. For example, see how species 2 propagate to the North tip of the growing pattern in Fig. 11v-x. At first empty site is occupied



Fig. 11. Mechanics of stripy pattern formation in rule $R(2222)$.

by species 2 (also because there are neighbouring species 1), however species 1 disappear because their neighbourhoods do not meet survivability criteria; and the site just occupied by species 1 becomes empty again (Fig. 11x).

5 Conclusions

In the paper we introduced a minimal cellular automaton model of a two-species mutualism, where every cell of a two-dimensional hexagonal lattice takes three states: species 1 and 2 and empty space 0, and updates its state depending on number of another species in its neighbourhood. The cell-state transition rules are threshold-based: a species propagate if number of another species exceeds certain threshold (propagation dependence) and the species continue occupying the newly acquired site if number of another species exceed certain threshold (survivability dependence). We were mainly concerned with a particular type of mutualism when both species can not propagate without each other but can survive without each other.

We have discovered four types of localizations — loci of non-empty sites which either preserve their size or grow very slowly. They are stationary still localizations, stationary oscillators, quasi-one-dimensional propagating domains and sub-linearly growing stripy domains.

We were looking in the natural world for localization which resemble the ones presented in this work. However, we were unable to find any of the patterns in natural symbiotic systems. Evidence for spatial self-organization is present in mussel communities. Small-scale, labyrinthine spatial patterning, which resemble somehow our sub-linearly growing stripy domains, are present in beds of the blue mussel *Mytilus edulis* [30]. However, these patterns are not the results of symbiotic interactions. Previous work showed that an empirically derived cellular automaton approach could predict macroscale patterns [42]. The rather complex full cellular automaton model comprised 15 ecological states which also include states for co-occurring other species. The spatial structures formed by this model are patchy clusters of mussels with separating gaps, with their size distributions being dependent on the inclusion of interactions with other species.

Why do we not find the idealized patterns in nature ? Even the simplest cases of inter-species interactions are apparently more complex. Many species produce diffusible compounds which can have signalling or nutritional function, blurring the local spatial consequences of interactions among the species, which and can change the behaviour of species, such as exemplified by quorum-sensing. Colonization of natural substrates is usually not restricted to two dimensions. In early or late stages bacterial multispecies biofilms grow in the

θ_{01}/θ_{02}	1	2	3
1	Propagating worms: $R(1100)$, $R(1101)$, $R(1111)$; Very slowly-growing worms/domains: $R(1122)$; Still and oscillating domains for other values of parameters.	All clusters are non-propagating. Majority are stationary still clusters. Only for $R(1222)$, $R(1223)$, $R(1233)$ oscillating clusters.	Mostly stationary still clusters, oscillating clusters only for $R(1322)$, $R(1323)$, $R(1333)$.
2	—	Worms propagate but freeze quickly: $R(2200)$, $R(2201)$, $R(2202)$; For $R(2202)$ life-time of worms is really short and no worms appear for $R(2203)$; for $R(2211)$ worms freeze at once and form still clusters. For $R(2212)$ and $R(2213)$ still clusters, $R(2222)$ slowly growing stripy domains.	Mostly still stationary clusters, oscillating only for $R(2322)$, $R(2323)$, for $R(2333)$ all activity extinguish all dying.
3	—	—	For $R(3300)$ worms propagate but freeze quickly; for $R(3301)$ – $R(3303)$ number and life-time of worms decrease, till no worms at all for $R(3303)$; $R(3311)$ long-living worms; for $R(3312)$ to $R(3313)$ worms quickly freeze or die. For $R(3322)$ worm-like large clusters grow. There is no sustained activity for $R(3323)$ and $R(3333)$ no sustained activity.

Fig. 12. Characteristics of space-time dynamics for $\theta_{01} > 0$, rows, and $\theta_{02} > 0$, columns. Each entry $[\alpha, \beta]$ provides a brief description of space-time dynamics of a sample configuration for parameters $\theta_{01} = \alpha$, $\theta_{02} = \beta$, $0 \leq \theta_{11} \leq 3$ and $0 \leq \theta_{22} = 2 \leq 3$.

third dimension to produce characteristic shapes and phenomena, which are often associated with altruistic production of extracellular polysaccharides in one or more of the interacting species [41]. In addition, the substrate is often not exactly homogeneous, and even minute variations of surfaces can cause responses of the emerging community. Finally, natural symbionts can be motile to translocate the partner species. However, our simplified model represents principal rules of spatial patterning in mutualisms which may serve as starting points to build up more complex models of associations.

Space-time dynamic of mutualistic populations parameterized by propagation dependencies is shown in Fig. 12. There we see that when propagation dependencies increase or when dependence of one species is higher than dependence of another species the stationary localizations change from propagating worms to oscillation localizations to stationary localizations. Most remarkable varieties of localizations emerge for lower but above zero propagation dependencies. The very similar correlation takes place between spatial patterns and survivability parameters (see full catalog of patterns in Appendix), i.e. transitions from worms to oscillators to still localizations.

References

- [1] Adamatzky A. Cellular automaton labyrinths and solution finding, Computers & Graphics 21 (1997) 519–522.
- [2] Adamatzky A. Identification of Cellular Automata, Taylor & Francis, 1994.

- [3] Adamatzky A. Minimal model of two-species interactions on hexagonal lattice (2008), submitted.
- [4] Balzter H., Braun P.W. and Köhler P. Cellular automata models for vegetation dynamics *Ecological Modelling* 107 (1998) 113–125.
- [5] de Bary A. *Die Erscheinungen der Symbiose* Strassburg: Trbner, 1879. 30 S.
- [6] Boccara N. Automata network models of interacting population. In: Goles E. and Martinez S. (Eds.) *Cellular Automata, Dynamical Systems and Neural Networks*. Springer, 1994.
- [7] Boucher D. H. The idea of mutualism, past and future. In: Boucher D. H. (Ed.), *The Biology of Mutualism* (Oxford University Press, New York, 1985), 1-28.
- [8] Boucher D. H. *The Biology of Mutualism: Ecology and Evolution*. Oxford University Press, 1988.
- [9] Boza G., Scheuring I. Environmental heterogeneity and the evolution of mutualism. *Ecological Complexity* 1 (2004) 329-339.
- [10] Camazine S. Self-organizing pattern formation on the combs of honey bee colonies. *Behav. Ecol. Sociobiol.* 28 (1991) 61-76.
- [11] Cannas S.A., Páez S.A. and Marco D.E. Modeling plant spread in forest ecology using cellular automata *Computer Physics Communications*, 121/122 (1999) 131–135.
- [12] Cannas S.A., Marco D.E. and Páez S.A. Modelling biological invasions: species traits, species interactions, and habitat heterogeneity *Mathematical Biosciences* 183 (2003) 93–110.
- [13] Caswell H. and Etter R. Cellular automaton models for competition in patchy environments: Facilitation, inhibition, and tolerance, *Bulletin of Mathematical Biology* 61 (1999) 625-649.
- [14] Chen Q. and Mynett A.E. Effects of cell size and configuration in cellular automata based preypredator modelling *Simulation Modelling Practice and Theory* 11 (2003) 609–625.
- [15] Chen F. and You M. Permanence for an integrodifferential model of mutualism. *Applied Mathematics and Computation* 186 (2007) 30-34.
- [16] Darwen P.J. and D. G. Green, Viability of populations in a landscape *Ecological Modelling* 85 (1996) 165–171.
- [17] Delgado M., López-Goómez J. and Suárez A. On the symbiotic Lotka-Volterra model with diffusion and transport effects. *Journal of Differential Equations* 160 (2000) 175–262.
- [18] Deutsch A. and Dormann S. *Cellular Automaton Modeling of Biological Pattern Formation*. Birkhäuser, 2006.

- [19] Dewdney A. K. *Armchair Universe: An Exploration of Computer Worlds* (Freeman and Co, 1988).
- [20] Dieckmann U., Law R., Metz J.A.J. *The Geometry of Ecological Interactions: Simplifying Spatial Complexity*. Cambridge University Press, 2000.
- [21] Duryea M., Caraco T., Gardner G., Maniatty W. and Szymanski B.K. Population dispersion and equilibrium infection frequency in a spatial epidemic *Physica D* 132 (1999) 511-519.
- [22] Ermentrout G.B. and L. Edelstein-Keshet, Cellular automata approaches to biological modeling *J. Theor. Biology* 160 (1993) 97–133.
- [23] Frey-Klett P., Garbaye J., Tarkka, M. The mycorrhiza helper bacteria revisited. *New Phytologist* 176 (2007) 22–36.
- [24] Gause G. F. and Witt A. A. Behavior of mixed populations and the problem of natural selection. *The American Naturalist* 69 (1935) 596–609.
- [25] Graves V.G., Peckham B. B., Pastor J. A 2D differential equations model for mutualism. Department of Mathematics and Statistics. Technical Report TR 2006-2. University of Minnesota Duluth 2006.
- [26] Grimm V., Frank K., Jeltsch F., Brandl R., Uchmanski J. and Wissel C. Pattern-oriented modelling in population ecology, *Sci. of The Total Environment* 183 (1996) 151–166.
- [27] Hassell M. P., S. W. Pacala, R.M. May and P.L. Chesson The persistence of host-parasitoid associations in patchy environments. I. A general criterion. *American Naturalist* 138 (1991) 568–583.
- [28] Holland J. N., DeAngelis D. L., Bronstein J. L. Population dynamics and mutualism: functional responses of benefits and costs. *American Naturalist* 159 (2002) 231-244.
- [29] Kizaki S. and Katori M. A stochastic lattice model for locust outbreak *Physica A* 266 (1999) 339–342.
- [30] van de Koppel J., Gascoigne J.C., Theraulaz G., Rietkerk M., Mooij W.M., Herman P.M.J. Experimental Evidence for Spatial Self-Organization and Its Emergent Effects in Mussel Bed Ecosystems. *Science* 322 (2008) 937–942.
- [31] van der Laan J.D., Lhotka L. and Hogeweg P. Sequential predation: a multi-model study *Journal of Theoretical Biology* 174 (1995) 149-167.
- [32] Little A.E.F. and Currie C.R. Black yeast symbionts compromise the efficiency of antibiotic defenses in fungus-growing ants. *Ecology* 89 (2008) 1216–1222.
- [33] Liu Z., Tan R., Chen Y., Chen L. On the stable periodic solutions of a delayed two-species model of facultative mutualism. *Applied Mathematics and Computation* 196 (2008) 105-117.
- [34] Morozov A., Ruan S. and Li B.-L. Patterns of patchy spread in multi-species reaction-diffusion models. *Ecological Complexity* (2008).

- [35] Neuhauser C. and Fargione J. E. A mutualism-parasitism continuum model and its application to plant-mycorrhizae interactions. *Ecological Modelling* 177 (2004) 337-352.
- [36] Odum E. P. *Fundamentals of Ecology*(W B Saunders Co, New York, 1971).
- [37] Stadler B. and Dixon A. F. G. *Mutualism: Ants and their Insect Partners*. Cambridge University Press, 2008.
- [38] Szaran T. *Spatiotemporal Models of Population and Community Dynamics*. Springer, 1997.
- [39] Tainaka K., Terazawa N., Yoshida N., Nakagiri N., Takeuchi Y. Spatial pattern formation in a model ecosystem: exchange between symbiosis and competition. *Physics Letters A* 282 (2001) 373-379.
- [40] Tilman D. and Kareiva P. (Eds.) *Spatial Ecology*. Princeton University Press, 1997.
- [41] Xavier J.B. and Foster K.R. Cooperation and conflict in microbial biofilms. *PNAS* 104 (2006) 876–881.
- [42] Wootton J.T. Local interactions predict large-scale pattern in empirically derived cellular automata. *Nature* 413 (2001) 841–843.
- [43] Wright D. H. A simple, state model of mutualism incorporating handling time. *American Naturalist* 134 (1989) 664-667.