

A one dimensional hard-point gas as a thermoelectric engine

Jiao Wang,^{1,2} Giulio Casati,^{3,4,5} Tomaz Prosen,⁶ and C.-H. Lai^{2,5,*}

¹Temasek Laboratories, National University of Singapore, 117542 Singapore

²Beijing-Hong Kong-Singapore Joint Center for Nonlinear and Complex Systems (Singapore),
National University of Singapore, 117542 Singapore

³Center for Nonlinear and Complex Systems, Università degli Studi dell'Insubria, Como, Italy

⁴CNR-INFM and Istituto Nazionale di Fisica Nucleare, Sezione di Milano, Milan, Italy

⁵Centre for Quantum Technologies, National University of Singapore, Singapore 117543

⁶Physics department, Faculty of Mathematics and Physics, University of Ljubljana, Ljubljana, Slovenia
(Dated: February 21, 2024)

We demonstrate the possibility to build a thermoelectric engine using a one dimensional gas of molecules with unequal masses and hard-point interaction. Most importantly, we show that the efficiency of this engine is determined by a new parameter YT which is different from the well known figure of merit ZT . Even though the efficiency of this particular model is low, our results shed new light on the problem and open the possibility to build efficient thermoelectric engines.

PACS numbers: 74.25.Fy, 84.60.Rb, 05.60.Cd, 05.45.Pq

A combination of mathematical results, numerical studies and even laboratory experiments have greatly improved our understanding of phenomenological transport equations in recent years. The derivation of such equations from purely dynamical laws, classical or quantum, has been one of the main subject of interest [1]. Even though a complete rigorous picture is still lacking, it is however clear that dynamical chaos is an essential ingredient.

A better understanding of the above problem is important not only from a fundamental point of view in order to provide a justification of phenomenological laws. It is also relevant for several applications. One particular important aspect is the connection with thermoelectric power generation and refrigeration [2, 3, 4]. Indeed, due to the increasing environmental concern and energy demand, thermoelectric phenomena are expected to play an increasingly important role in meeting the energy challenge of the future. However, the main difficulty is the poor efficiency of existing devices. Indeed the suitability of a thermoelectric material for energy conversion or electronic refrigeration is characterized by the thermoelectric figure of merit $Z = S^2/\kappa$, where κ is the coefficient of electric conductivity, S is the Seebeck coefficient and κ is the thermal conductivity. The Seebeck coefficient S , also called thermopower, is a measure of the magnitude of an induced thermoelectric voltage in response to a temperature difference.

For a given material, and a pair of temperatures T_H and T_C of hot and cold thermal baths respectively, Z is related to the efficiency of converting the heat current J_Q (between the baths) into the electric power P which is generated by attaching a thermoelectric element to an optimal ohmic impedance. Namely, in the linear regime:

$$\eta = \frac{P}{J_Q} = \frac{\eta_{\text{Carnot}}}{\frac{ZT_H + 1}{ZT_H + 1} + 1}; \quad (1)$$

where $\eta_{\text{Carnot}} = 1 - T_C/T_H$ is the Carnot efficiency and $T = (T_H + T_C)/2$. Thus a good thermoelectric device is characterized by a large value of the non-dimensional figure of merit ZT . However, in spite of the fact that the second principle of thermodynamics does not impose any restriction on the value of ZT , all attempts to find high ZT values (let us say $ZT > 3$ at room temperature) have failed. The problem is that the different transport coefficients S and κ are interdependent, making the optimization of ZT extremely difficult. We believe that a better understanding of the possible microscopic mechanisms [5] which determine the value of ZT may lead to a substantial improvement.

In a recent paper [6], a dynamical system approach to a Lorenz gas type model has been used and an interesting mechanism to reach high ZT value has been discovered. More recently, a one-dimensional, diatomic disordered chain of hard-point elastic particles has been considered [7] and it has been found that ZT diverges to infinity with increasing the number of particles inside the chain. This result suggests the possibility to build a thermoelectric engine by connecting two heat baths with two chains of different sizes.

In this paper we analyze such an engine and we show that, indeed, a non zero circular current is established inside the system when the stationary state is reached. Quite interestingly the efficiency of such an engine appears to be unrelated to the figure of merit ZT and it remains quite low in spite of the fact that ZT becomes larger and larger with increasing the system size. Indeed we analytically show and numerically confirm that the efficiency of such engine is determined by a new figure of merit YT . From one hand the low value of YT explains the poor efficiency of the engine; on the other hand, it sheds new light on future directions for increasing the efficiency of thermoelectric engines.

We consider a simple model of the engine (see Fig.

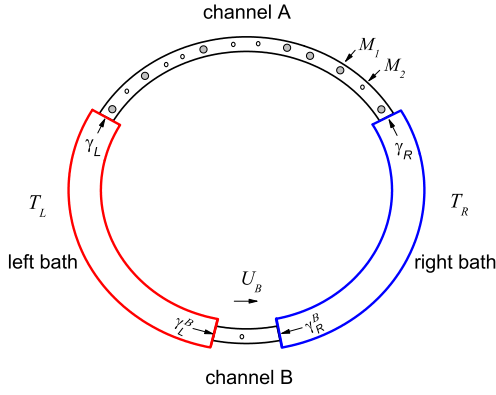


FIG. 1: Scheme of the thermoelectric engine studied in this paper. It consists of two heat baths at different temperature T_L and T_R and two channels of different lengths. See text for the details.

1) which consists of two heat baths and two connecting channels A and B of length L_A and L_B respectively. We assume that the whole system does not exchange particles with the outside. Therefore the total number of particles N in the two channels and in the two baths remains constant during the simulation. The two heat baths are kept at different temperatures T_L and T_R , and have the same finite length V . Each channel is a one-dimensional, diatomic disordered chain, of hard-point elastic particles with velocities v_k and masses m_k ($k = 1, 2$) randomly distributed (we use convenient non-dimensional units). The particles interact among each other through elastic collisions only. A collision between two neighboring particles with mass m_k and m_l causes a change of their velocities v_k and v_l as $v_k = 2m_l(v_l - v_k)/(m_k + m_l)$ and $v_l = 2m_k(v_k - v_l)/(m_k + m_l)$. An efficient algorithm has been developed which performs correct chronological order of collisions and update particle's positions and velocities in $\log N$ computer operations per collision. We fix the length of the channel B to be small and study how the properties of the engine vary as the length of the channel A is increased. In particular, if channel B is small enough then particles can pass through it without suffering any collisions.

The heat baths are modeled in the following way. Suppose n_1 particles of mass M_1 and n_2 particles of mass M_2 are confined in a box of length V . The particles collision rate with one end of the box is given by

$$= \frac{1}{2} \frac{n_1}{M_1} + \frac{1}{2} \frac{n_2}{M_2} \quad (2)$$

where $\dot{n}_i = \frac{q}{2} \frac{T}{M_i}$, $i = n_i/V$ ($i = 1, 2$), $\dot{n} = n/V$ and $n = n_1 + n_2$. Then the heat bath model is straightforward: if one end of the box is opened, the particles are emitted with the same rate \dot{n}_i , and the time interval t between two consecutive emissions is a random variable

which obeys the distribution

$$Pr(t) = \frac{1}{t_0} e^{-\frac{t}{t_0}} \quad (3)$$

with $t_0 = 1/\dot{n}_i$. The mass of the emitted particle is assigned to be M_i ($i = 1, 2$) randomly according to the probability

$$p_i = \frac{\dot{n}_i M_i}{\dot{n}_1 M_1 + \dot{n}_2 M_2}; \quad (4)$$

and its velocity is generated from the distribution

$$P_i(v) = \frac{M_i \dot{n}_i}{T} e^{-\frac{M_i v^2}{2T}}; \quad (5)$$

As expected, when $M_1 = M_2$, the heat bath model of identical particles is recovered.

The emission rate from the left heat bath into channel A is therefore $\dot{N}_L = \frac{\dot{n}_L}{L} \gamma_L + \frac{\dot{n}_R}{L} \gamma_R$ where \dot{N}_L is the total particle number density at the left heat bath, $\frac{\dot{n}_L}{L}$ is that of particles with mass M_i , and $\dot{n}_i = \frac{T_i}{2M_i}$ ($i = 1, 2$). Similarly one can write the expression for the emission rate \dot{N}_R from the right heat bath.

As to the channel B we assume that the emission rates are proportional to \dot{N}_L and \dot{N}_R :

$$\dot{N}_L^B = r \dot{N}_L; \quad \dot{N}_R^B = r \dot{N}_R; \quad (6)$$

where r is an adjustable parameter. For $r = 0$ channel B is in fact closed hence there is no net particle current.

Conversely, whenever a particle from each channel arrives at the border with the bath it is absorbed by the bath, so that a stationary state is established after sufficiently long time. If the stationary state is such that there is a net particle current around the system, then one can use it to extract work. To this end we insert inside the channel B an auxiliary potential U_B which the particles have to climb thus performing useful work. Let us first consider the case where the channel B is short enough (i.e. $L_B = 1$) so that the probability of particles collision inside it is negligible. Suppose $T_L > T_R$ then the current runs clockwise at $U_B = 0$ due to the pressure balance between the two heat baths. Thus a particle emitted from the right heat bath can pass through the channel B only when its kinetic energy is larger than U_B , otherwise it will return back. Therefore the probability with which the emitted particle passes through the channel B is

$$P_{RL} = e^{-\frac{U_B}{T_R}} \quad (7)$$

for both particles of masses M_1 and M_2 . Hence the work extracted per unit of time is

$$P = r(\dot{N}_R P_{RL} - \dot{N}_L) U_B; \quad (8)$$

The efficiency of the engine thus reads

$$\eta = \frac{P}{J_{QA} + J_{QB}} \quad (9)$$

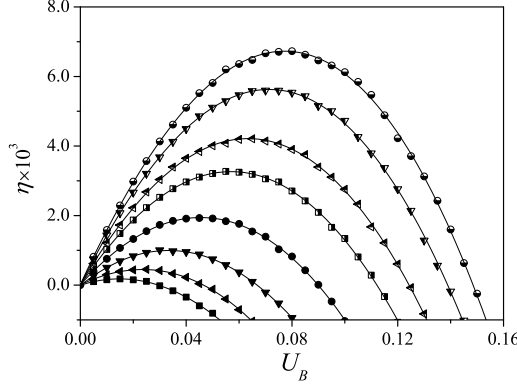


FIG. 2: Efficiency of the engine model illustrated in Fig. (1) as a function of the potential U_B for $L_A = 4, 8, 16, 32, 64, 100, 200$ and 400 (from below to up). $T_L = 1.2$, $T_R = 0.8$, and $r = 1$. The length of channel B is unity.

where J_Q^A , and J_Q^B , are the net thermal energy flows from the left heat bath in a unit time into the channel A, and B, respectively, which can be measured by numerical simulations. Notice that, in particular, J_Q^B can be expressed analytically through

$$J_{Q,B} = r(T_L - T_R)P_{RL} \quad (10)$$

As it is seen from Fig. 2 our engine works. Here we plot the numerically computed efficiency against the potential U_B for various lengths of the channel A. The solid curves are polynomial (3-order) fittings of the numerical data.

In this calculation the length of channel B is set to unity and the length of both heat baths is very large, namely $V = 10^3$. The total number of particles in the system is set to be $N = 2V + L_A + L_B$ such that the overall averaged particle density is unity. The two types of molecules are set to be equal in number and have masses $M_1 = 1$ and $M_2 = 0.618$ respectively. In addition, for a given length L_A of the channel A, there is an optimal value of U_B such that the efficiency is maximized. Denoting the maximum efficiency by η_{\max} , it is interesting to compute the dependence of η_{\max} on L_A and compare it with theoretical expectations.

Extensive and accurate numerical computations, summarized in Fig. 3, show that even though η_{\max} increases with L_A , i.e. with the average number of molecules in the channel A, the increasing rate slows down very fast. Also it seems hard to find a simple fitting for the dependence of η_{\max} on L_A .

We should notice that η_{\max} depends also on T_L and T_R . However if η_{\max} is rescaled to the Carnot efficiency, its behavior with L_A is the same for all (T_L, T_R) pairs, given that the temperature difference is small enough. This can be seen clearly in Fig. 3.

Remarks: We have also investigated carefully several variants of the engine model. First, we have studied the

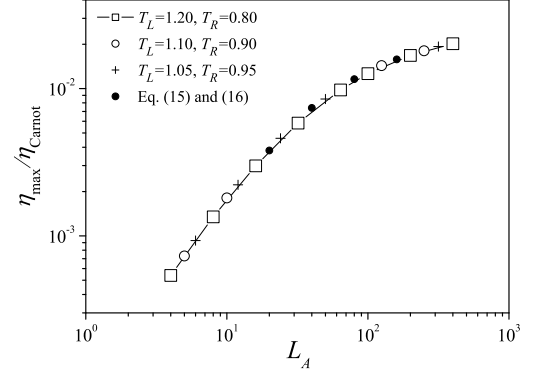


FIG. 3: The maximum efficiency of the engine for different temperature gradients. Here $r=1$ and $L_B = 1$. The solid dots are obtained from Eq. (14) and Eq. (15), where the parameters μ , μ_B , S for both channels are numerically obtained as in Fig. (4). As it is seen there is perfect agreement with the directly, numerically computed, efficiency.

dependence of η_{\max} on r . We have found that indeed η_{\max} can be slightly improved by adjusting r (e.g. 30% as compared to Fig. 3), however the efficiency remains very low. Then we have checked whether adding a potential U_A against the current in the channel A can improve efficiency. In this case a particle in the channel A would undergo a parabolic motion between two consecutive collisions with its neighbors. This variant does not increase the maximum efficiency η_{\max} either which has been found to depend only on the sum $U_A + U_B$ rather than on U_A and U_B separately. Also a longer length of channel B has been considered but it turns out that for a given $L_A + L_B$, the efficiency reaches its highest value when $L_B = 1$. To summarize, the various modifications to the engine model we have considered do not improve the efficiency significantly.

Let us now explain why our engine works at a rather low efficiency in spite of the fact that ZT goes to infinity. In order to derive a theoretical expression for the efficiency we use thermodynamic linear response relations for the heat currents $J_{Q,A}$, $J_{Q,B}$, and for the particle currents J_A , J_B , in the channels A and B, respectively, namely

$$\begin{aligned} J_{Q,A} &= \frac{0}{A} T = L_A - T_A S_A (\mu = L_A + U_A) \\ J_A &= \frac{A}{A} S_A T = L_A - A (\mu = L_A + U_A) \\ J_{Q,B} &= \frac{0}{B} T = L_B - T_B S_B (\mu = L_B + U_B) \\ J_B &= \frac{B}{B} S_B T = L_B - B (\mu = L_B + U_B) \end{aligned} \quad (11)$$

where $\frac{0}{A} = \frac{A}{A} + T_A S_A^2$, $\frac{0}{B} = \frac{B}{B} + T_B S_B^2$, μ is the chemical potential, and $T = T_R - T_L$, $\mu = \mu_R - \mu_L$. In addition, in the stationary state we must also have

$$J_A + J_B = 0 \quad (12)$$

The relations given by Eq. (11) and (12) represent

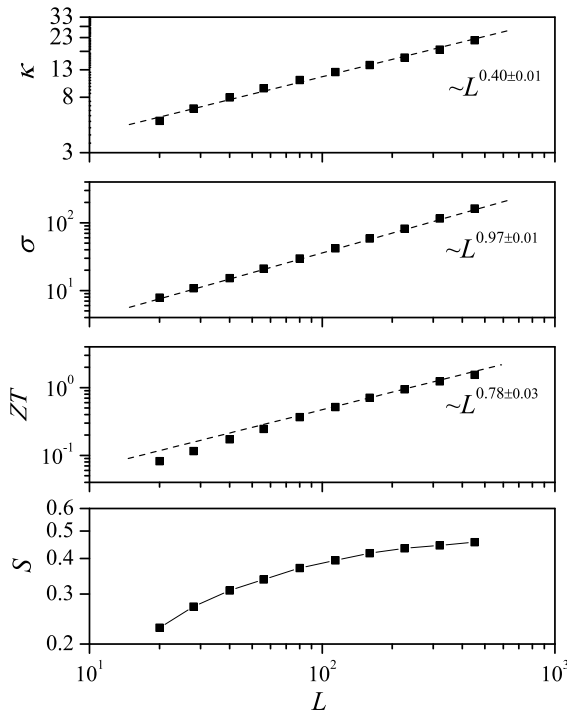


FIG. 4: Dependence on the channel length of various parameters of the 1D mixed gas. From these results it is clear why when ZT can be very large for a long channel, the new merit YT that governs the efficiency of the engine model (Fig. 1) takes a lower value instead.

ve linear equations in the ve unknowns $J_{Q;A}$, $J_{Q;B}$, $J_{;A}$, $J_{;B}$, and μ , whereas the other parameters, such as transport or Onsager coefficients are considered to be known. From the solutions of the above equations we compute the efficiency as a function of the two bias potentials:

$$(U_A; U_B) = \frac{P}{J_Q} = \frac{J_{;A} U_A - J_{;B} U_B}{J_{Q;A} + J_{Q;B}} \quad (13)$$

Since $(U_A; U_B)$ is a quadratic function, we can easily maximize it by computing the optimal values of $U_A; U_B$. The final result can be expressed in a simple form as

$$\eta_{\max} = \eta_{\text{Carnot}} = 1 - \frac{P}{2(YT)^2 + (YT)^{-1} + 2(YT)^{-1}} \quad (14)$$

with a new figure of merit

$$YT = \frac{(L_A = L_A)(L_B = L_B)}{L_A + L_B} \frac{(S_A - S_B)^2}{L_A + L_B} T \quad (15)$$

From Eq. (14) it can be seen that efficiency is given by this new figure of merit exclusively and it has nothing to do with the merit ZT . Clearly, as $YT \rightarrow 0$ ($YT \rightarrow 1$) we have $\eta_{\max} \rightarrow 0$ ($\eta_{\max} \rightarrow \eta_{\text{Carnot}}$).

In order to understand why our engine model has a low efficiency, we investigate carefully the dependence of the parameters κ , b , and S on the channel length. These

quantities can be obtained from the Onsager coefficients [6] which in turn are calculated by measuring the particles current J , and the energy current J_u , when the stationary state of the system is reached through

$$\begin{aligned} J_u &= L_{uu} = L, & L_{u\mu} &= L \\ J &= L_{\mu\mu} = L, & L &= L \end{aligned} \quad (16)$$

with $\mu = T$, $\mu = T$ and the chemical potential:

$$\mu = T = (\mu_1 \ln \mu_1 + \mu_2 \ln \mu_2) = \ln \frac{P}{T} + \text{const:} \quad (17)$$

In Fig. 4 we present the numerical results for a 1D mixed gas chain with $M_1 = 1; M_2 = 0.618; T = 1$ and $2_1 = 2_2 = 1$. The constant in Eq. (17) is set to be $\ln 2 + 1$ such that $\mu = 1$. The results clearly show that, as the channel length is increased, while the ratio κ/b increases as a power law, the Seebeck coefficient S undergoes a slower and slower increase. As a result, while ZT increases indefinitely with the channel length L , the merit YT remains small.

In summary, for the engine model (Fig. 1) based on a one dimensional mixed gas, the efficiency is governed by a new figure of merit. Based on its relation to the thermoelectric parameters (Eq. (15)), it can be expected that an efficient mixed gas type engine should be such that its Seebeck coefficient changes fast when the channel length is changed. Such a mixed gas might be that consisting of three, or more, types of molecules. We believe that our method of analysis of thermoelectric or thermodynamic heat engines should be applicable to a wide range of models which consist of two transport channels between a pair of baths.

JW acknowledges support from the Defense Science and Technology Agency (DSTA) of Singapore under agreement of POD 0613356, and TP acknowledges Grants P1-0044 and J1-7347 of the Slovenian research agency.

giulio.casati@uninsubria.it

y.cqtkh@nus.edu.sg

- [1] S. Lepri, R. Livi, and A. Politi, Phys. Rep. 273, 1 (2003); A. Dhar, Adv. Phys. 57, 457 (2008); F. Bonetto, J. L. Lebowitz and L. Ray-Bellet, in "Mathematical Physics 2000", A. Fokas, A. Grigoryan, T. Kibble, B. Zegarlinski (eds) (Imperial College Press, London, 2000) (pg.128-150); G. Casati, J. Ford, F. Vivaldi and W. M. Visscher, Phys. Rev. Lett. 52, 1861 (1984).
- [2] G. Mahan, B. Sales, J. Sharp, Phys. Today 50, 42 (March 1997).
- [3] A. Majumdar, Science 303, 777 (2004).
- [4] M. S. Dresselhaus et al, Adv. Mater. 19, 1043-1053 (2007).
- [5] T. E. Humphrey and H. Linke, Phys. Rev. Lett. 94, 096601 (2005).
- [6] G. Casati, C. Mejia-Monasterio, and T. Prosen, Phys. Rev. Lett. 101, 016601 (2008)

- [7] G. Casati, L. Wang, and T. Prosen, A One-Dimensional Hard-point gas and the thermoelectric efficiency, preprint (2008)