

GENERALIZED SYNCHRONIZATION IN LASER DEVICES WITH ELECTRO-OPTICAL FEEDBACK

E.M. Shahverdiev^{1,2} and K.A. Shore¹

¹School of Electronic Engineering, Bangor University, Dean St., Bangor, LL57 1UT, Wales, UK

²Institute of Physics, H. Javid Avenue, 33, Baku, AZ1143, Azerbaijan

ABSTRACT

We report on partial and global generalized synchronization in exemplar bi-directionally coupled non-identical chaotic systems with multiple time delays. We derive conditions for such synchronization regimes. The general approach is applied to the case of multiple time delay laser systems with electro-optical feedback. We also study the effect of signal sampling on the signatures of time delays in the autocorrelation function of the multiple time delay laser output.

1. INTRODUCTION

The synchronization of systems of coupled oscillators is important in many disciplines of science. In a chaos based secure communication scheme synchronization is vital for message decoding [1].

Recently, delay differential equations (DDE) have attracted much attention in the field of nonlinear dynamics. The high complexity of the multiple time-delayed systems can provide a new architecture for enhancing message security in chaos based encryption systems [2]. In such communication systems message decoding would require chaos synchronization between multiple time-delayed transmitter and receiver systems.

Several kind of synchronization can arise in interacting systems. Generalized synchronization, first studied for uni-directionally coupled systems, is defined as the presence of some functional relation between the states of response and drive, i.e. $y(t) = F(x(t))$ [3]. As underlined in [4], for secure chaos based communication schemes the use of generalized synchronization mode could be preferable in comparison with the non-generalized modes of synchronization. Recently, generalized synchronization between bi-directionally linearly coupled non-identical Lorenz and Rossler models has been investigated numerically in [5] (by Zhigang et al), where the concept of generalized synchronization was extended to mutually coupled systems. It was shown that with increasing coupling strengths the system changes from partial to global generalized synchronization.

It is noted that bi-directionally coupled time delay systems with a single time delay were studied previously in by Heil et al [5]. Paper by T. Heil et al presents experimental and numerical investigations of the dynamics of two device-identical optically coupled semiconductor lasers exhibiting a delay in the coupling. They find well-defined time lag between the dynamics of the two lasers and an asymmetric physical role of the subsystems. Further, in paper by Fischer et al [5] the authors show that isochronous synchronization between delay coupled oscillators can be achieved by relaying the dynamics via a third mediating element. In other words they consider

three bi-directionally coupled oscillator in a line configuration and demonstrate that zero-lag synchronization can occur over long distances through relaying.

To the best of our knowledge partial and global generalized synchronization in time delayed systems has yet to be investigated.

This paper is devoted to the study of partial and global generalized synchronization between mutually coupled chaotic systems with multiple time-delays. We find analytically the stability condition of the global generalized synchronization mode between bi-directionally coupled multiple time-delayed systems and apply the approach to the multiple time delay semiconductor lasers with electro-optical feedback.

In a time-delayed-chaos-based communication, identification of time delays can allow the eavesdropper to extract the message successfully using a simple local reconstruction of the time delay system. The delay time can be revealed by a number of means including via the autocorrelation coefficient [6]. With this in mind, in this paper we also investigate the effect of sampling rate on the autocorrelation coefficient of the laser system with electro-optical feedback. The principal result of this study is the demonstration that the recovery of the delay times from the autocorrelation coefficients of the laser output depends on the sampling rate of the signal.

II. GENERAL APPROACH

We consider synchronization between the bi-directionally coupled double-feedback systems of general form ,

$$\frac{dx}{dt} = -\lambda_1 x + m_1 f(x_1) + m_2 f(x_2) + K_1 (y - x); \quad (1)$$

$$\frac{dy}{dt} = -\lambda_2 y + m_3 f(y_3) + m_4 f(y_4) + K_2 (x - y); \quad (2)$$

where f is differentiable generic nonlinear function; $\lambda_{1,2}$ are the relaxation coefficients for dynamical variables x and y ; $m_{1,2}$ and $m_{3,4}$ are the feedback rates for systems x and y , respectively; $\tau_{1,2}$ and $\tau_{3,4}$ are the feedback delay times in the coupled systems; $K_{1,2}$ are the coupling rates between x and y : Throughout this paper $x = x(t)$.

We find that under the conditions

$$\lambda_1 = \lambda_2; m_1 = m_3; m_2 = m_4; K_1 = K_2 = K; \tau_1 = \tau_3; \tau_2 = \tau_4 \quad (3)$$

Eqs.(1) and (2) admit the synchronization manifold

$$y = x; \quad (4)$$

This follows from the dynamics of the error $e = x - y$ (with conditions (3))

$$\frac{de}{dt} = -\lambda_1 e + m_1 [f(x_1) - f(y_1)] + m_2 [f(x_2) - f(y_2)] - 2K e; \quad (5)$$

obtained by use of a Taylor series. Here $f^0(x)$ denotes for derivative of f and the derivative should be bounded. Solution $y = x$ under the conditions (3) is also follows from the symmetry of Eqs.(1) and (2). According to the Lyapunov-Razumikhin functional approach (see, e.g. [2] and references therein), the sufficient stability condition for the synchronization regime $y = x$ (4) as:

$$\alpha_1 + 2K > \beta_1 (\sup f^0(x_1)) + \beta_2 (\sup f^0(x_2)); \quad (6)$$

Here $\sup f^0(x)$ stands for the supremum of f^0 with respect to the appropriate norm.

Next we consider the effect of parameter mismatches on synchronization. For the parameter mismatches, $\alpha_1 \in [\alpha_2; \alpha_3]; m_1 \in [m_3; m_4]; K_1 \in [K_2; K_3]; \beta_1 \in [\beta_3; \beta_4]$ is clear that complete synchronization, Eq.(4) is no longer the synchronization regime for coupled systems (1) and (2). Then for such a case one can try using the auxiliary system method to detect generalized synchronization between bi-directionally coupled x and y [5]. According to [5] bi-directionally coupled systems x and y can be considered as two uni-directionally coupled systems driven by x and y . Then for each of the uni-directionally coupled systems one can apply the concept of generalized synchronization: that is given another identical driven auxiliary system $z(t)$, generalized synchronization between $x(t)$ and $y(t)$ is established with the achievement of complete synchronization between $y(t)$ and $z(t)$. Thus, in the case of bi-directionally coupled systems for generalized synchronization one has to investigate the possibility of two complete synchronization manifolds, one for x driving, and another one for y driving. Depending on the achievement of complete synchronization due to the coupling strengths between the systems, partial (when the complete synchronization occurs between the systems driven either by x or y) and global (when complete synchronization occur between the systems driven by both x and y) generalized synchronization can arise. Applying the error dynamics approach to investigate the complete synchronization between the systems (driven by y)

$$\frac{dx}{dt} = \alpha_1 x + m_1 f(x_1) + m_2 f(x_2) + K_1 (y - x); \quad (7)$$

$$\frac{dx_1}{dt} = \alpha_1 x_1 + m_1 f(x_{1;1}) + m_2 f(x_{1;2}) + K_1 (y - x_1); \quad (8)$$

and the systems (driven by x)

$$\frac{dy}{dt} = \alpha_2 y + m_3 f(y_3) + m_4 f(y_4) + K_2 (x - y); \quad (9)$$

$$\frac{dy_1}{dt} = \alpha_2 y_1 + m_3 f(y_{1;3}) + m_4 f(y_{1;4}) + K_2 (x - y_1); \quad (10)$$

we find the sufficient stability conditions for the complete synchronization $x = x_1$

$$K_1 > \beta_1 (\sup f^0(x_1)) + \beta_2 (\sup f^0(x_2)) - \alpha_1; \quad (11)$$

and for $y = y_1$

$$K_2 > \ln_3(\sup f^0(y_3)) + \ln_4(\sup f^0(y_4)) + \ln_2: \quad (12)$$

Then for $(K_1; K_2) \in \max(K_1; K_2)$ complete synchronization occurs, which means that we have a case of global generalized synchronization between the bi-directionally coupled systems x and y : We notice that the stability conditions (6), (11) and (12) derived using the Lyapunov-Razumikhin approach is a sufficient one: it assures a high quality synchronization for a coupling strength estimated from the stability condition, but does not forbid the possibility of synchronization with smaller coupling strengths. The threshold coupling strength can be estimated by the dependence of the maximal conditional Lyapunov exponent of the error dynamics on coupling strength K : i.e. from $\lambda(K) = 0$ [7]. Suppose that K_1^n and K_2^n are the value of coupling strengths found from $\lambda(K) = 0$ for auxiliary systems (7-8) and (9-10), respectively. Then for $(K_1; K_2) < \min(K_1^n; K_2^n)$ there is no synchronized state, for $\min(K_1^n; K_2^n) < (K_1; K_2) < \max(K_1^n; K_2^n)$ there is partial and for $(K_1; K_2) > \max(K_1^n; K_2^n)$ there is global generalized synchronization.

III WAVELENGTH CHAOS MODEL

Synchronization of chaotic semiconductor lasers is of significant practical importance, as these lasers have potential application in high-speed secure communications [1]. The laser system considered in this paper is an electrically tunable Distributed Bragg Reflector (DBR) laser diode with electro-optical feedback. This system was proposed in [8] as a chaotic wavelength signal generator for chaos based secure communication. The wavelength of the chaotic carrier is described by the following dynamical equation:

$$T \frac{d\lambda(t)}{dt} = \lambda(t) + \sin^2\left(\frac{D}{2}(\lambda(t) - \lambda_0)\right) \quad (13)$$

where λ is the wavelength deviation from the center wavelength λ_0 ; D is the optical path difference of the birefringent plate that constitutes the nonlinearity; ϕ_0 is the feedback phase; τ is the feedback loop delay time; T is the time response in the feedback loop; μ is the feedback strength. With $x = \frac{D}{2}$ and $m = \frac{D}{2}$ we rewrite Eq.(13) in the following normalized form:

$$\frac{dx(t)}{dt} = x(t) + m \sin^2(x - \phi_0): \quad (14)$$

Notice that in (14) we have scaled the time with T (τ is the relaxation coefficient). In the following we consider chaos synchronization between Bi-directionally linearly coupled electro-optical semiconductor lasers with double feedbacks.

IV BIDIRECTIONALLY COUPLED SYSTEMS

The lasers to be synchronized are described by the following equations

$$\frac{dx(t)}{dt} = -x(t) + m_1 \sin^2(x_1 - x_0) + m_2 \sin^2(x_2 - x_0) + K_1(y - x); \quad (15)$$

$$\frac{dy(t)}{dt} = -y(t) + m_3 \sin^2(y_3 - y_0) + m_4 \sin^2(y_4 - y_0) + K_2(x - y); \quad (16)$$

Applying the general approach from Section II we find that systems (15) and (16) can be synchronized on the synchronization manifold (4) under the existence conditions (3). The sufficient stability condition for the synchronization manifold $y = x$ for the coupled systems (15-16) is :

$$2K > (m_1 + m_2) \quad ; \quad (17)$$

Considering the effect of parameter mismatches on the synchronization regime by use of the results of Section II, we establish that the global generalized synchronization between x and y occurs if the coupling strengths $(K_1; K_2) = \max(K_1; K_2)$ where K_1 and K_2 satisfy the inequalities:

$$K_1 > (m_1 + m_2) \quad ; \quad (18)$$

$$K_2 > (m_3 + m_4) \quad ; \quad (19)$$

Under the condition (18) complete synchronization occurs between the y driven auxiliary systems and (19) is the sufficient stability condition for the complete synchronization between the auxiliary systems driven by x .

V NUMERICAL SIMULATIONS AND DISCUSSIONS

Numerical simulations fully support the analytical results. In the simulations significant attention is given to the study of partial and global generalized synchronizations between non-identical systems. This is due to the possible advantages of generalized synchronizations in secure chaos based communication schemes, as underlined in [4]. With the security issue in mind, we also investigate the effect of the sampling rate on the autocorrelation function modulations.

Numerical modelling of Eqs.(15) and (16) were conducted using DDE23 program in Matlab (R2008b). Below we present results of numerical simulations for symmetrical coupling ($K = K_1 = K_2$) to emphasize the fact that, despite the symmetry in the coupling in bi-directionally coupled systems there is asymmetry in achieving synchronization between these directions.

We have also calculated the cross-correlation coefficients [9] using the formula

$$C(t) = \frac{\langle (x(t) - \langle x \rangle)(y(t+t) - \langle y \rangle) \rangle}{\sqrt{\langle (x(t) - \langle x \rangle)^2 \rangle \langle (y(t+t) - \langle y \rangle)^2 \rangle}}; \quad (20)$$

where x and y are the outputs of the lasers, respectively; the brackets $\langle \cdot \rangle$ represent the time average; t is a time shift between laser outputs. This coefficient indicates the quality of synchronization: $C = 1$ means perfect synchronization.

Figure 1 shows complete synchronization between mutually coupled identical laser systems with double time delays.

Before considering synchronization between non-identical systems, we would like to dwell on the one aspect of the security for chaos based communication schemes, namely the effect of the signal's sampling rate on the autocorrelation function. Figure 2 demonstrates the autocorrelation coefficient (here the autocorrelation coefficient will be denoted by C_A and obtained from equation (20) when $x = y$) for the output of x laser, Eqs.(1-2) for double time delays, with $m_1 = 3$; $m_2 = 5$, $m_1 = 2.3$; $m_2 = 2.5$; $m_0 = 4$; $\tau = 1$: It is clearly seen that time delays can be easily recovered from the autocorrelation coefficient, as it exhibits extrema at values of the time delays or their multiples and combinations. In this connection we would like to emphasize the following important point. The number of data points i.e. sampling rate used to calculate autocorrelation coefficient is highly significant to detect the modulations of the autocorrelation coefficient at time delays. In other words the sampling rate is of importance for the security of chaos based communication systems. Indeed for Figure 2 the number of data points used was 65, which allowed recovery of the time delays. In Figure 3 the number of data points was 25. Figure 4 contains 5000 data points. It is noted that both undersampling (Fig.3) and oversampling (Fig.4) do not allow extraction of the correct time delays from the modulations of the autocorrelation coefficients.

In the remainder of the paper we focus on the synchronization between non-identical systems with double time delays. In Figures 5-7 we present the results of numerical simulations of Eqs.(15-16) for $m_0 = 4$; $m_1 = 20$; $m_2 = 15$; $m_3 = 4$; $m_4 = 3$; $\tau_1 = 2$; $\tau_2 = 1$; $\tau_3 = 6$; $\tau_4 = 7$: Figure 5 demonstrates the unsynchronized state between non-identical lasers for coupling strengths $K_1 = K_2 = 0.1$. It is noted that for such coupling strengths the error signal between the auxiliary systems in both directions does not approach zero. In Figure 6 partial generalized synchronization between the interacting lasers is presented for the coupling strengths $K_1 = K_2 = 3.2$: In the case of partial generalized synchronization the error signal in one direction ($y_1 - y$) approaches zero with time, i.e. synchronization is achieved between the auxiliary systems driven by laser x . In the reverse direction there is no synchronization, i.e. the synchronization error signal $x_1 - x$ does not tend to zero with time.

Figure 7 presents the case of global generalized synchronization between mutually coupled lasers x and y for $K_1 = K_2 = 12$: In this case the auxiliary systems driven by both lasers are synchronized, i.e. both error signals $y_1 - y$ and $x_1 - x$ tend to zero. We notice that in the case of partial generalized synchronization, despite the symmetry in the coupling, the coupling directions are not equivalent; there is synchronization in one direction and no synchronization in the reverse direction. In other words there is always a master laser and a slave laser, despite the symmetrical coupling. With increasing coupling strengths this asymmetry in the status of lasers is eliminated: both systems x and y control each other in the sense that both driven systems (by x and y) are

synchronized and eventually x and y enter a state of global generalized synchronization.

It is noted that the range of coupling strengths for the asymmetry is determined by the values of K when the maximum conditional Lyapunov exponents for the auxiliary systems reach zero. Figure 8 depicts the maximum transversal (conditional) Lyapunov exponents $\lambda_x^T(4)$ and $\lambda_y^T(1)$ versus the coupling strength for the auxiliary systems x_1 and x driven by y and y_1 and y system s driven by x ; respectively. As evidenced from the numerical simulations, for the data used in our simulations the value of the maximum transversal (conditional) Lyapunov exponent reaches zero $\lambda_y^T = 0$ at $K_1^n = 3.1$ (when the auxiliary system $s y_1$ and y driven by x laser is synchronized) and $\lambda_x^T = 0$ at $K_2^n = 9.2$ (when the auxiliary system $s x_1$ and x driven by y laser are synchronized). As suggested in [5] the more chaotic system plays the role of a master, and less chaotic system assume the role of the slave. The simulation results thus support the fact that x laser is more chaotic, and hence it behaves as the master laser, as the largest Lyapunov exponent for x laser is $\lambda_{max} = 0.93$, and for y laser $\lambda_{max} = 0.10$. It is noted that x laser is more chaotic than y laser because of higher feedback values.

Finally we consider the role of parameter mismatches to achieve synchronization between uni-directionally linearly coupled non-identical time-delayed systems and show that parameter mismatches are of crucial importance to achieve synchronization.

$$\frac{dx(t)}{dt} = -\gamma_1 x(t) + m_1 \sin^2(x_1 - x_0) + m_2 \sin^2(x_2 - x_0); \quad (21)$$

$$\frac{dy(t)}{dt} = -\gamma_2 y(t) + m_3 \sin^2(y_3 - y_0) + m_4 \sin^2(y_4 - y_0) + K x_3; \quad (22)$$

Let there be certain mismatches between the relaxation coefficients: $\gamma_1 = \gamma_2 + \delta$; and $\gamma_2 = \gamma_1 + \delta$. Then by investigating the dynamics of error $x_3 - y = e$ it is straightforward to establish that synchronization $y = x_3$ is possible under existence conditions $m_1 = m_3$; $m_2 = m_4$; $\gamma_2 - \gamma_1 = K$ and is stable if $\delta > |m_3| + |m_4|$.

Detailed study establishes that independent of the relation between the delay times in the coupled systems and the coupling delay time, only retarded synchronization with the coupling delay time is obtained (Figure 9). Most importantly with or without parameter mismatch neither complete nor anticipating synchronization occurs.

We mention that, for example in the case of non-linear (sinusoidal) coupling for identical drive and response systems with electro-optical feedbacks, depending on the relation between the feedback delays and the coupling delay time retarded, complete or anticipating synchronization can occur [10-11]. These results are of significant interest in the context of relationship between parameter mismatches, coupling forms and synchronization. Indeed, having in mind possible practical applications of anticipating chaos synchronization in secure communications, in the control of delay-induced instabilities in a wide range of non-linear systems, etc, by choosing the "appropriate" parameter mismatches and coupling forms certain types of synchronization can be achieved.

V I C O N C L U S I O N S

W e have investigated partial and global generalized synchronization regimes between two bi-directionally coupled time-delayed systems with multiple delays. W e have derived the conditions for such synchronization regimes. It is well known that in chaos based communications chaos synchronization between the transmitter and receiver is vital for the message decoding. A s such synchronization conditions are of importance for communication between the systems. W e have tested in the case of laser systems with electro-optical feedback. The results are important from the point of view of transition from the disordered state of interacting complex systems to the partial and global order states. These findings are also of importance for secure chaos-based communication systems in the context of advantages of generalized synchronization mode in comparison with the non-generalized regimes of synchronization.

A lso by studying the effect of the sampling rate on the signatures of time delays in the autocorrelation function of the multiple time delay laser output we have demonstrated that the optimal sampling rate is essential to recover the time delays. This property is also important for secure chaos-based communication systems.

Acknowledgements.-This research was supported by a Marie Curie Action within the 6th European Community Framework Programme Contract.

Figure captions

FIG .0. Schematic experimental set-up for wavelength chaos synchronization between the transmitter and receiver laser diodes with electrooptical feedback: DBR LD 1 and DBR LD 2 are the Distributed Bragg Reflector transmitter and receiver laser diodes, respectively; BS, beam splitter; M, mirror; BP, birefringent plate between crossed polarizers(not shown in the figure); PD, photodiode; DL, delay line; LPF, low-pass filter; G, optoelectronic gain; I, DBR-section injection current; OI, optical isolator to provide unidirectional coupling between laser diodes.

FIG .1. Numerical simulation of mutually coupled identical electro-optical laser systems, Eqs.(15-16). Complete synchronization: time series of $x(t)$ (solid line) and $y(t)$ (dashed line) for $\alpha = 1$; $\beta_0 = -4$; $m_1 = m_3 = 5$; $m_2 = m_4 = 7$; $K_1 = K_2 = 9$; $\gamma_1 = \gamma_3 = 2$; $\gamma_2 = \gamma_4 = 6$; C is the correlation coefficient between x and y ; D in dimensionless units.

FIG 2. The autocorrelation coefficient C_A of x laser output for parameters, Eqs.(15) ($K_1 = 0$) for $\gamma_1 = 3$; $\gamma_2 = 5$; $m_1 = 5$; $m_2 = 7$; $\alpha = 2$; $\beta_0 = -4$: The number of data points $N = 65$; Sampling time $\tau = 300/N$. D in dimensionless units.

FIG 3. The autocorrelation coefficient C_A of x laser output for parameters, Eqs.(15) ($K_1 = 0$) for $\gamma_1 = 3$; $\gamma_2 = 5$; $m_1 = 5$; $m_2 = 7$; $\alpha = 2$; $\beta_0 = -4$: The number of data points $N = 25$; Sampling time $\tau = 300/N$. D in dimensionless units.

FIG 4. The autocorrelation coefficient C_A of x laser output for parameters, Eqs.(15) ($K_1 = 0$) for $\gamma_1 = 3$; $\gamma_2 = 5$; $m_1 = 5$; $m_2 = 7$; $\alpha = 2$; $\beta_0 = -4$: The number of data points $N = 5000$; Sampling time $\tau = 300/N$. D in dimensionless units.

FIG 5. Numerical simulation of mutually coupled non-identical electro-optical laser systems, Eqs.(15-16): Unsynchronized state between x and y for $\beta_0 = -4$; $m_1 = 20$; $m_2 = 15$; $m_3 = 4$; $m_4 = 3$; $K_1 = K_2 = 0$; $\gamma_1 = 2$; $\gamma_2 = 1$; $\gamma_3 = 6$; $\gamma_4 = 7$; (a) correlation plot between x and y laser outputs; (b) error x_1 x dynamics; (c) error y_1 y dynamics. C is the correlation coefficient between x and y ; D in dimensionless units.

FIG 6. Numerical simulation of mutually coupled non-identical electro-optical laser systems, Eqs.(15-16): Partial generalized synchronization between x and y for $K_1 = K_2 = 3.2$ (other parameters as in Fig 5); (a) correlation plot between x and y ; (b) error x_1 x dynamics; (c) error y_1 y dynamics. C is the correlation coefficient between x and y ; D in dimensionless units.

FIG 7. Numerical simulation of mutually coupled non-identical electro-optical laser systems, Eqs.(15-16): Global generalized synchronization between x and y for $K_1 = K_2 = 12$ (other parameters as in Fig 5) (a) correlation plot between x and y (b) error x_1 x dynamics; (c) error y_1 y dynamics. C is the correlation coefficient between x and y ; D in dimensionless units.

FIG 8. Numerical simulation of Eqs.(15-16), auxiliary system s' error dynamics y_1 y ; and x_1 x for $\beta_0 = -4$; $m_1 = 20$; $m_2 = 15$; $m_3 = 4$; $m_4 = 3$; $\gamma_1 = 2$; $\gamma_2 = 1$; $\gamma_3 = 6$; $\gamma_4 = 7$; x laser system is more chaotic than y laser: The maximum conditional Lyapunov exponents λ_x^T (4) and λ_y^T (1) against the coupling strength K for the auxiliary systems s_{x1} and x driven by y and y_1 and y systems driven by x ; respectively. D in dimensionless units.

FIG. 9. Numerical simulation of unidirectionally coupled non-identical electro-optical laser systems, Eqs.(21-22): Retarded synchronization with the coupling delay time between x (solid line) and y (dotted line) for $\gamma_1 = 1$; $\gamma_2 = 18$; $\gamma_0 = -4$, $m_1 = m_3 = 7$; $m_2 = m_4 = 5$; $K = 17$; $\gamma_1 = 3$; $\gamma_2 = 2$; $\gamma_3 = 5$; C is the correlation coefficient between x_3 and y ; D in dimensionless units.

References

- [1] Scholl E., Schuster H.G. (Eds.): 'Handbook of Chaos Control' (Wiley-VCH, Weinheim, 2007, 2nd Edn.); Kane D.M., Shore K.A. (Eds.): 'Unlocking Dynamical Diversity: Optical Feedback Effects on Semiconductor Lasers' (Wiley, Chichester, England, 2005)
- [2] Shahverdiev E.M., Shore K.A.: 'Synchronization of Chaos in Uni-directionally and Bi-directionally Coupled Multiple Time Delay Laser Diodes with Electro-Optical Feedback', Optics Comm., 2009, 282, pp.310-316
- [3] Rulkov N.F., Sushik M.M., Tsimring L.S., Abarbanel H.D.J.: 'Generalized synchronization of chaos in directionally coupled chaotic systems', Phys Rev E, 1995, 51, pp.980-994
- [4] Terry J.R., Van Wijgeren G.D.: 'Chaos, Solitons and Fractals', 2001, 12, pp.145-152
- [5] Zhigang Z., Wang X., Cross M.C.: 'Transitions from partial to complete generalized synchronizations in bi-directionally coupled chaotic oscillators', Phys Rev. E, 2002, 65, pp.056211 (1-6); Zhan M., Wang X., Gong X., G.W. Wei G.W., Lai C.-H.: 'Complete synchronization and generalized synchronization of one-way coupled time-delay systems', Phys Rev E, 2003, 68, pp.036208 (1-5); Senthilkumar D.V., Lakshmanan M., Kurths J.: 'Transition from phase to generalized synchronization in time-delay systems' CHAOS, 2008, 18, pp.023118 (1-12); Heil T., Fischer I., Elsaesser W., Mulet J., Mirasso C.R.: 'Chaos synchronization and spontaneous symmetry breaking in symmetrically delay coupled semiconductor lasers', Phys. Rev. Lett., 2001, 86, pp.795-798; Fischer I., Vicente R., Buldu J.M., Peil M., Mirasso C.R., Torrent M.C., Garcia-Ojalvo J.: 'Zero-lag long-range synchronisation via dynamical relaying', Phys Rev Lett., 2006, 97, pp.123902 (1-4)
- [6] Hegger R., Bunner M.J., Kantz H.: 'Identifying and modelling delay feedback systems', Phys Rev Lett., 1998, 81, pp.558-561
- [7] Pyragas K.: 'Synchronization of coupled time-delay systems: Analytical estimations', Phys Rev. E, 1998, 58, pp.3067-3071
- [8] Goedgebuer J.P., Larger L., Porte, H.: 'Optical cryptosystem based on synchronization of hyper-chaos generated by a delayed feedback tunable laser diode', Phys Rev Lett., 1998, 80, pp.2249-2252
- [9] Haykin S.: 'Communication Systems' (Wiley, New York, 1994, 3rd edn.)
- [10] Shahverdiev E.M., Shore K.A.: 'Chaos synchronization in multiple time delay electro-optical semiconductor lasers', Int.J.of Modern Physics B, 2007, 21, pp.5207-5219

- [11] Masoller C.: 'Anticipating in the synchronization of chaotic semiconductor lasers with optical feedback', *Phys Rev Lett.*, 2001, 86, pp 2782-2785

Figure 0

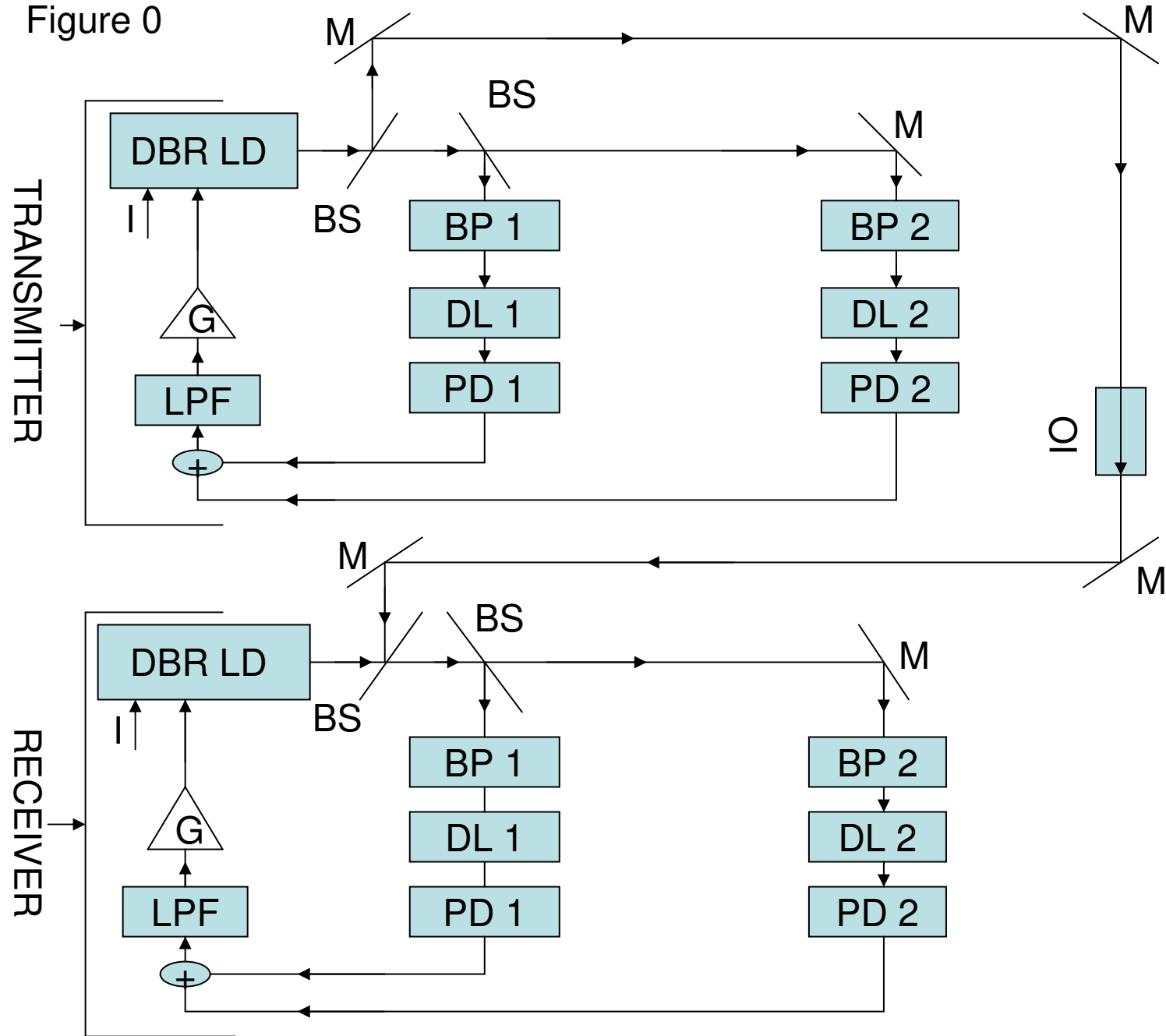


Fig.1

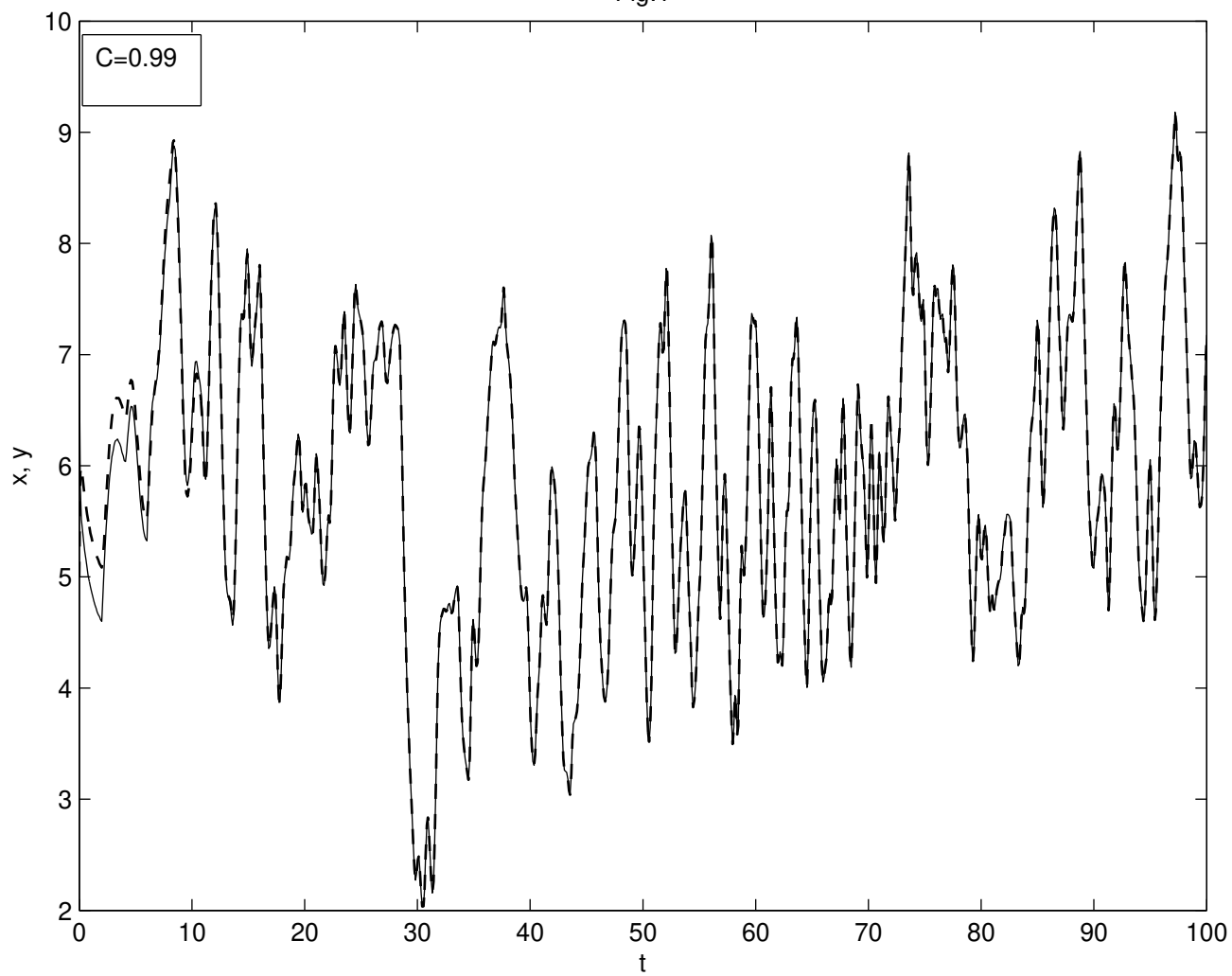


Fig.2

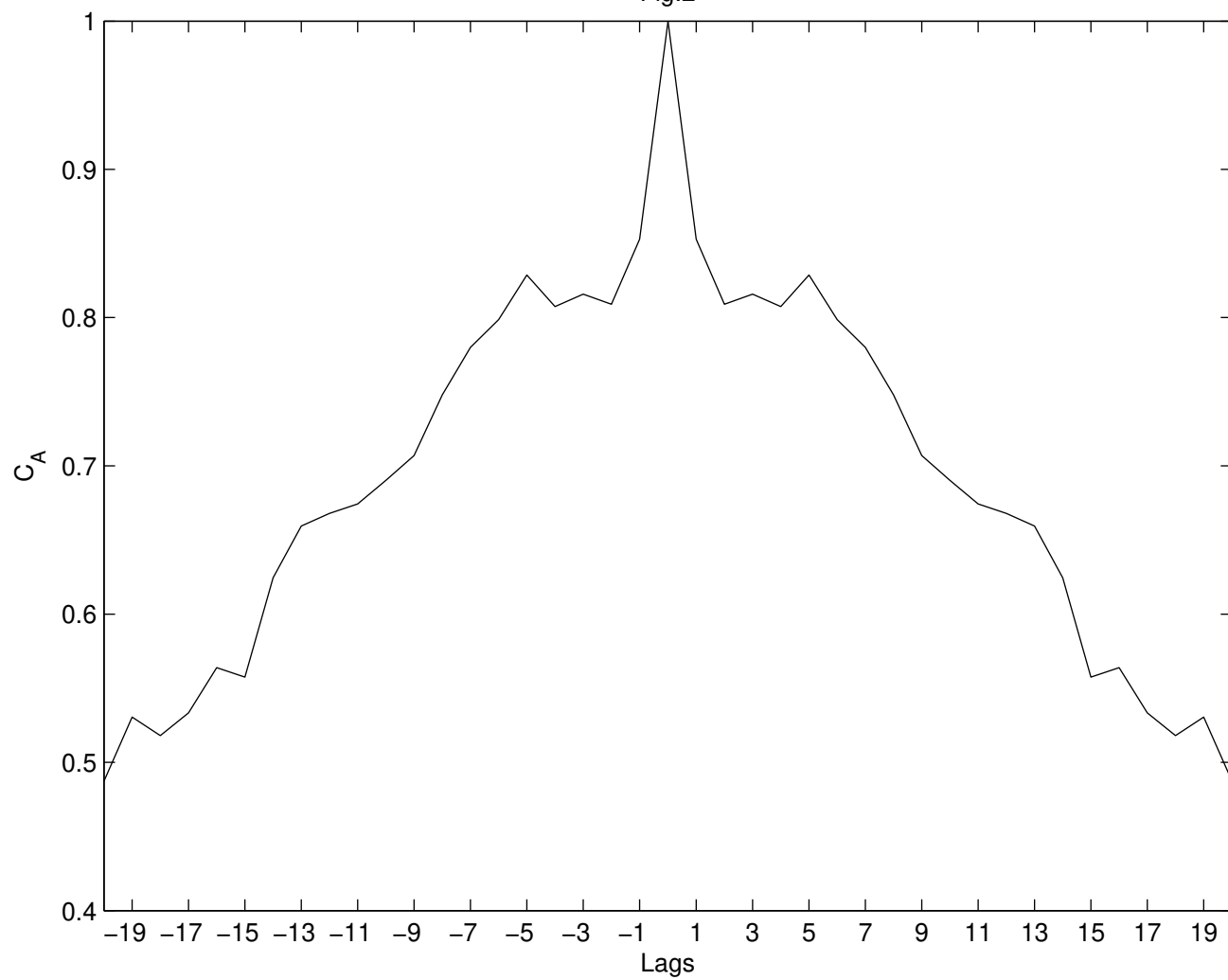


Fig.3

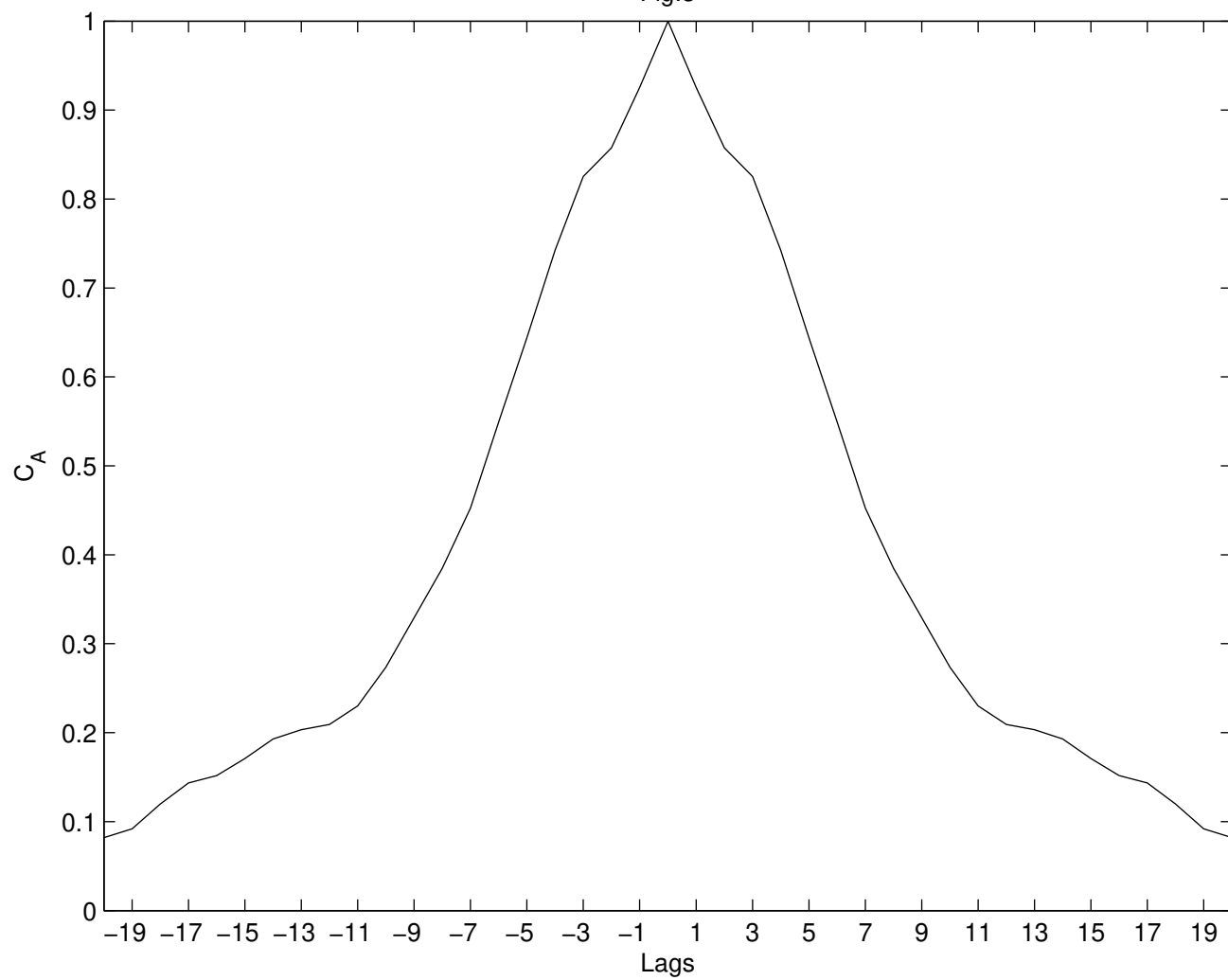


Fig.4

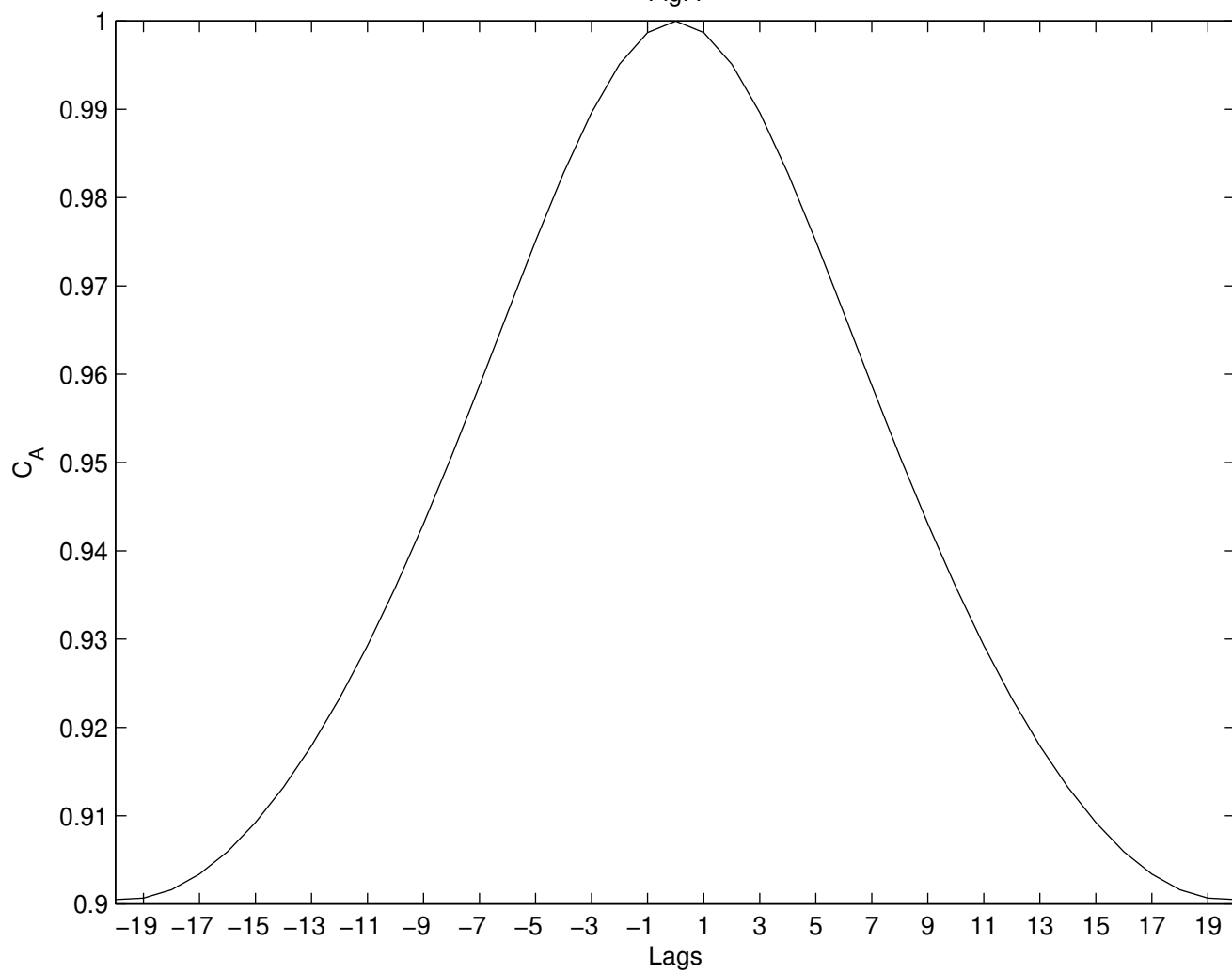


Fig.5(a)

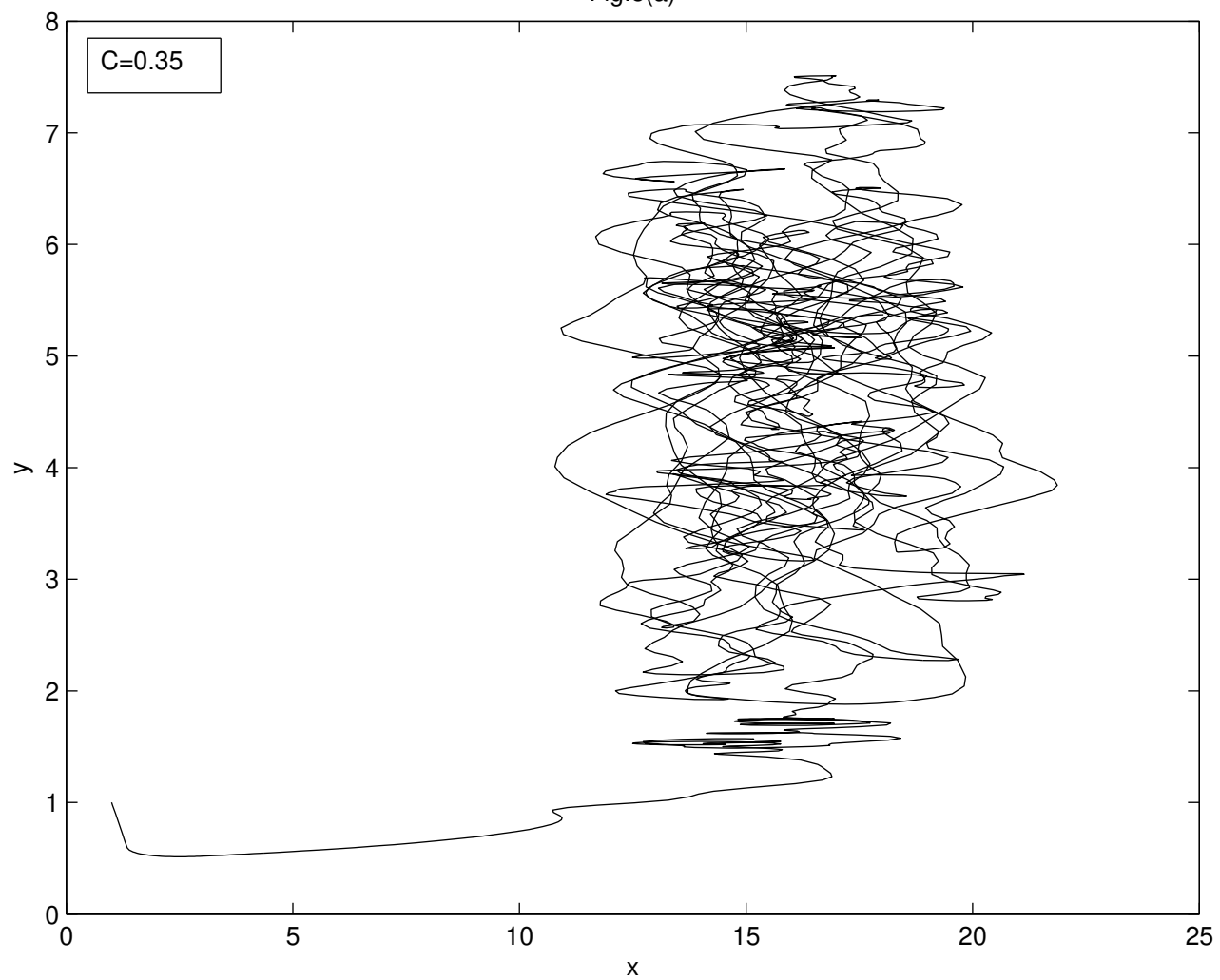


Fig.5(b)

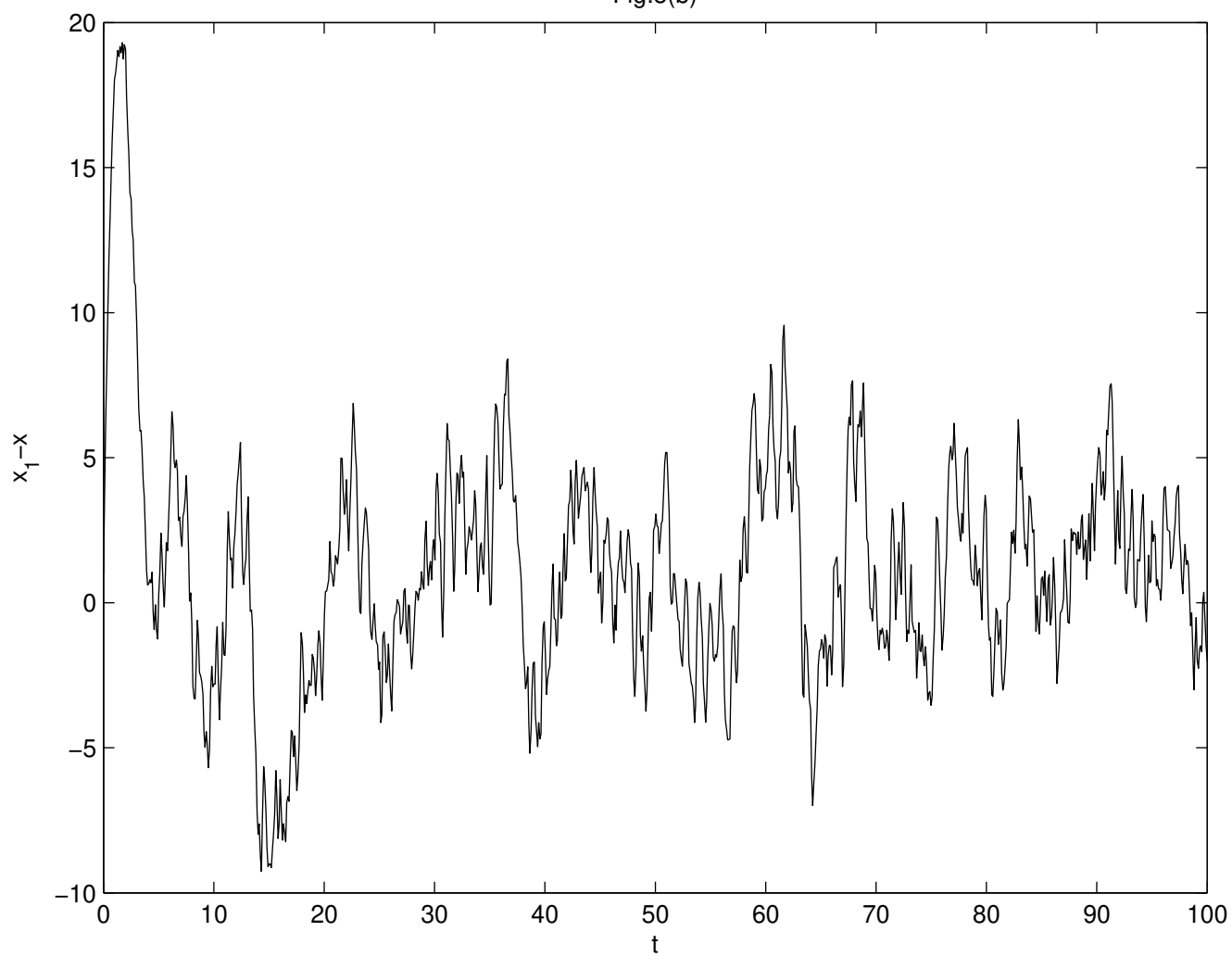


Fig.5(c)

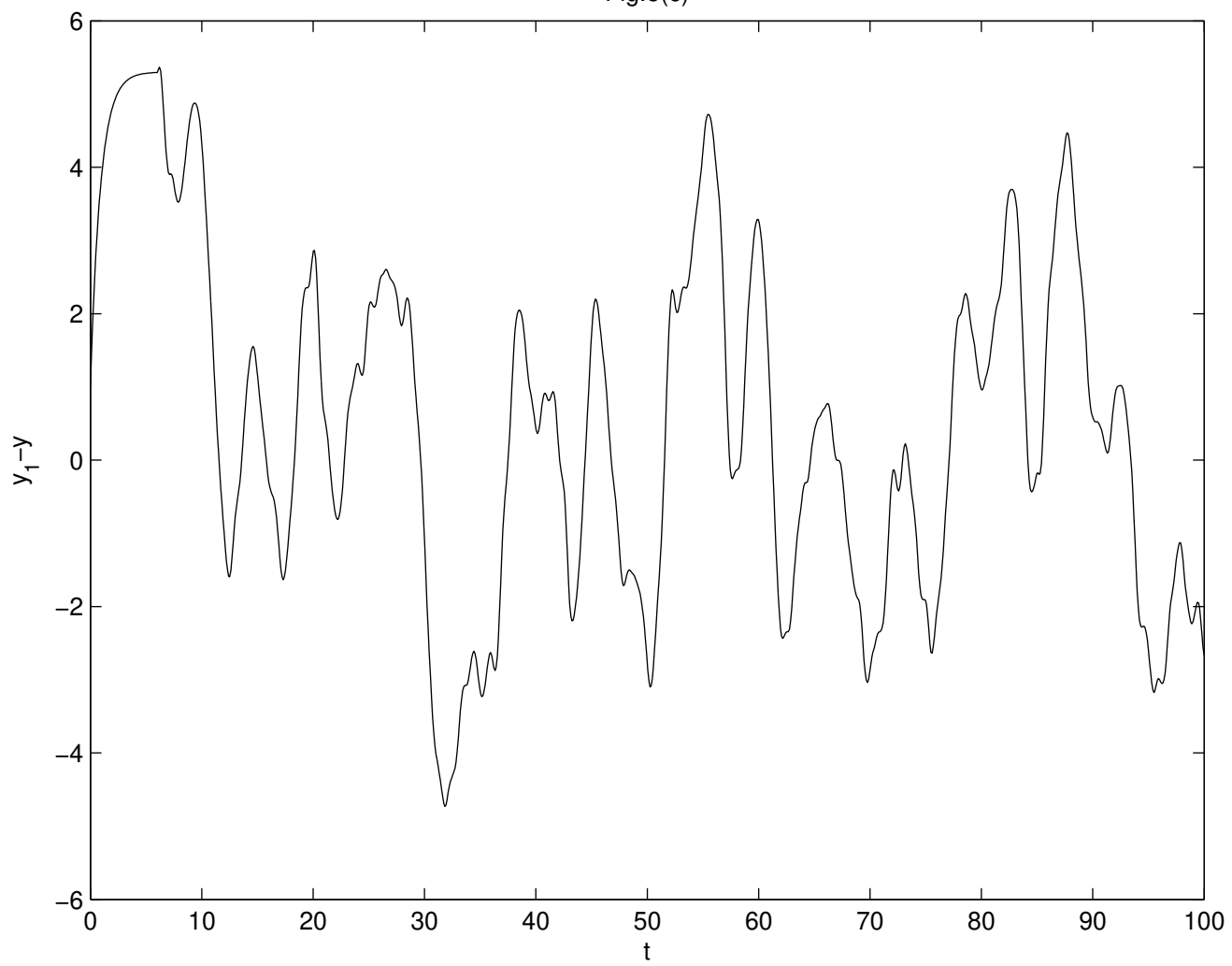


Fig.6(a)

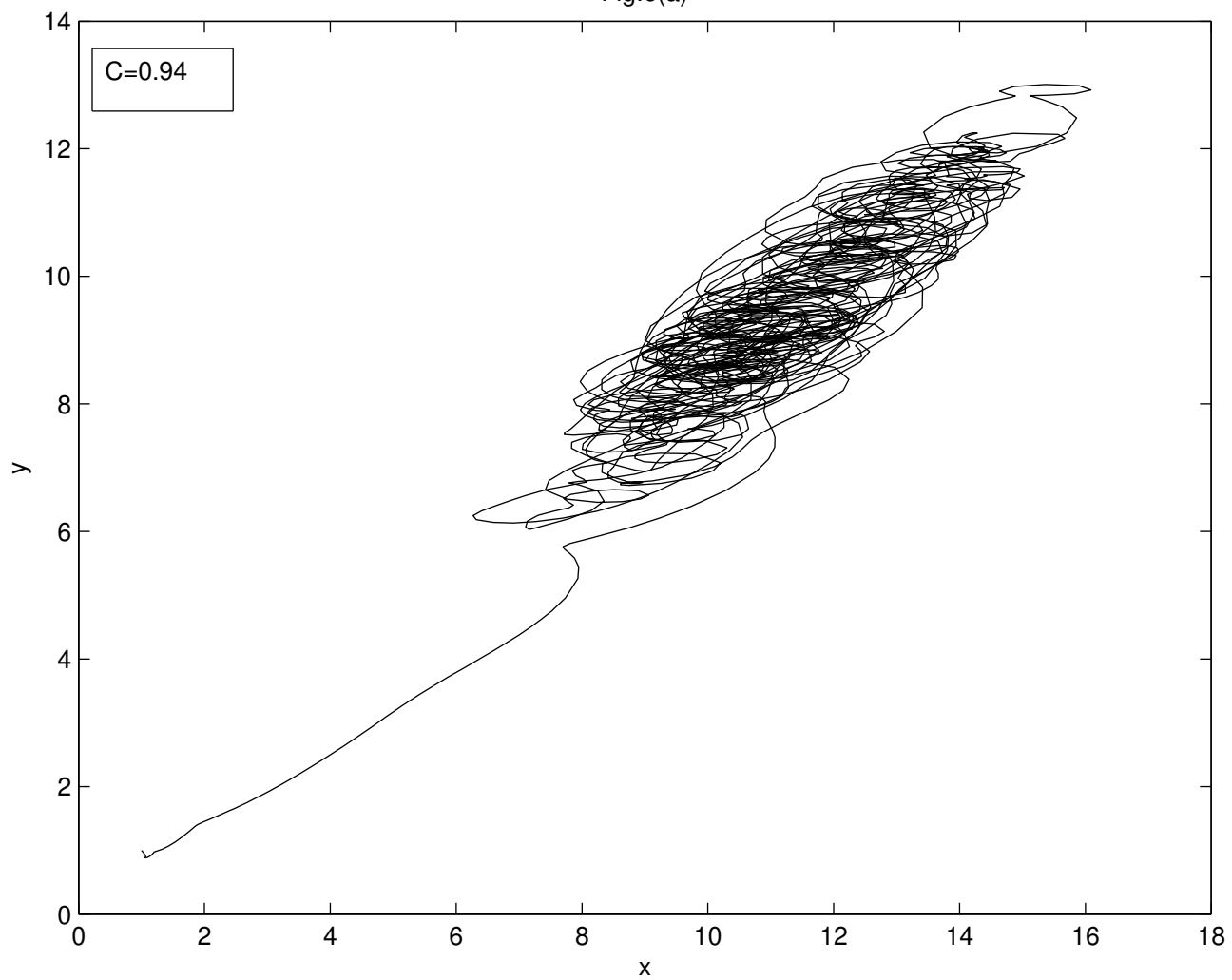


Fig.6(b)

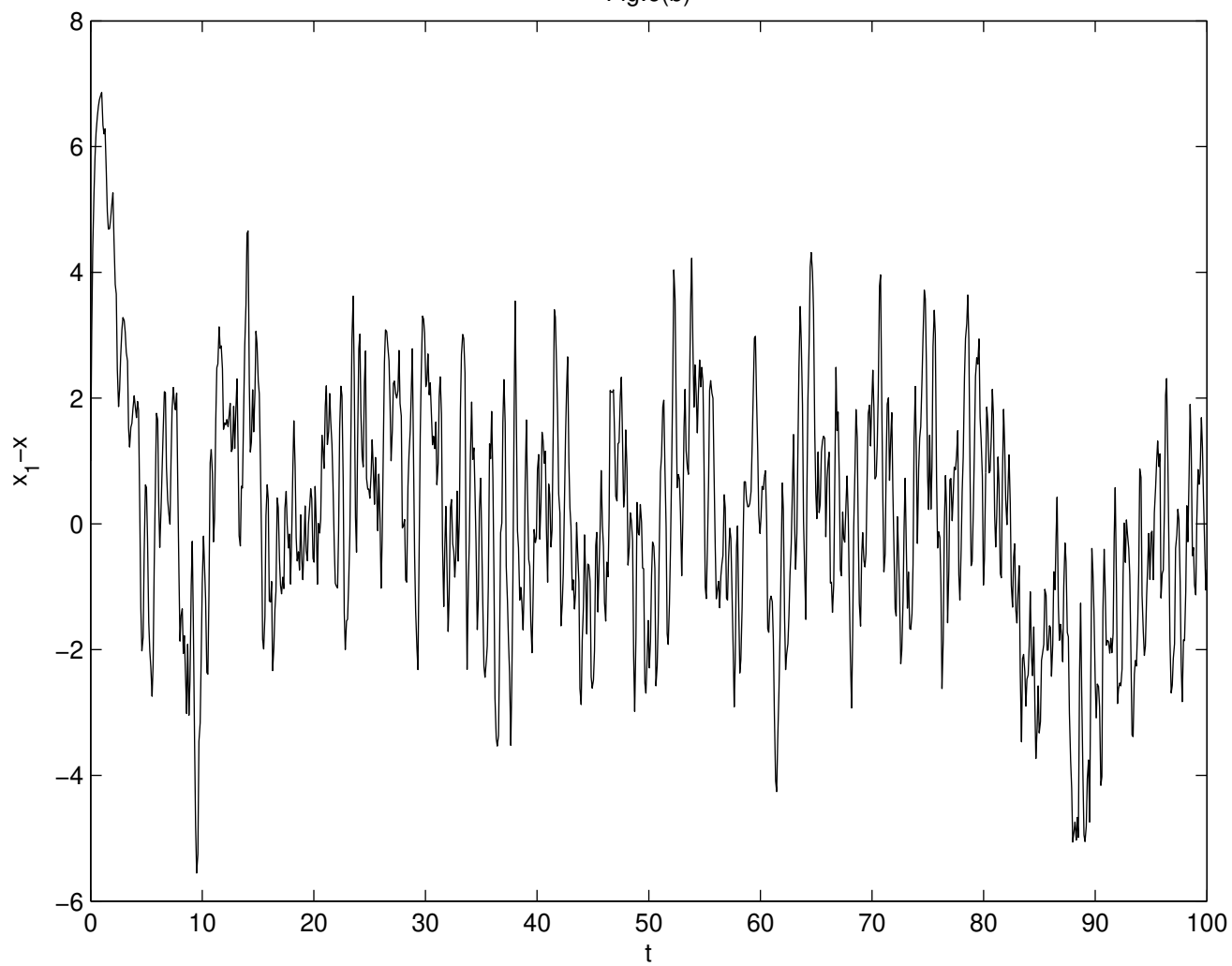


Fig.6(c)

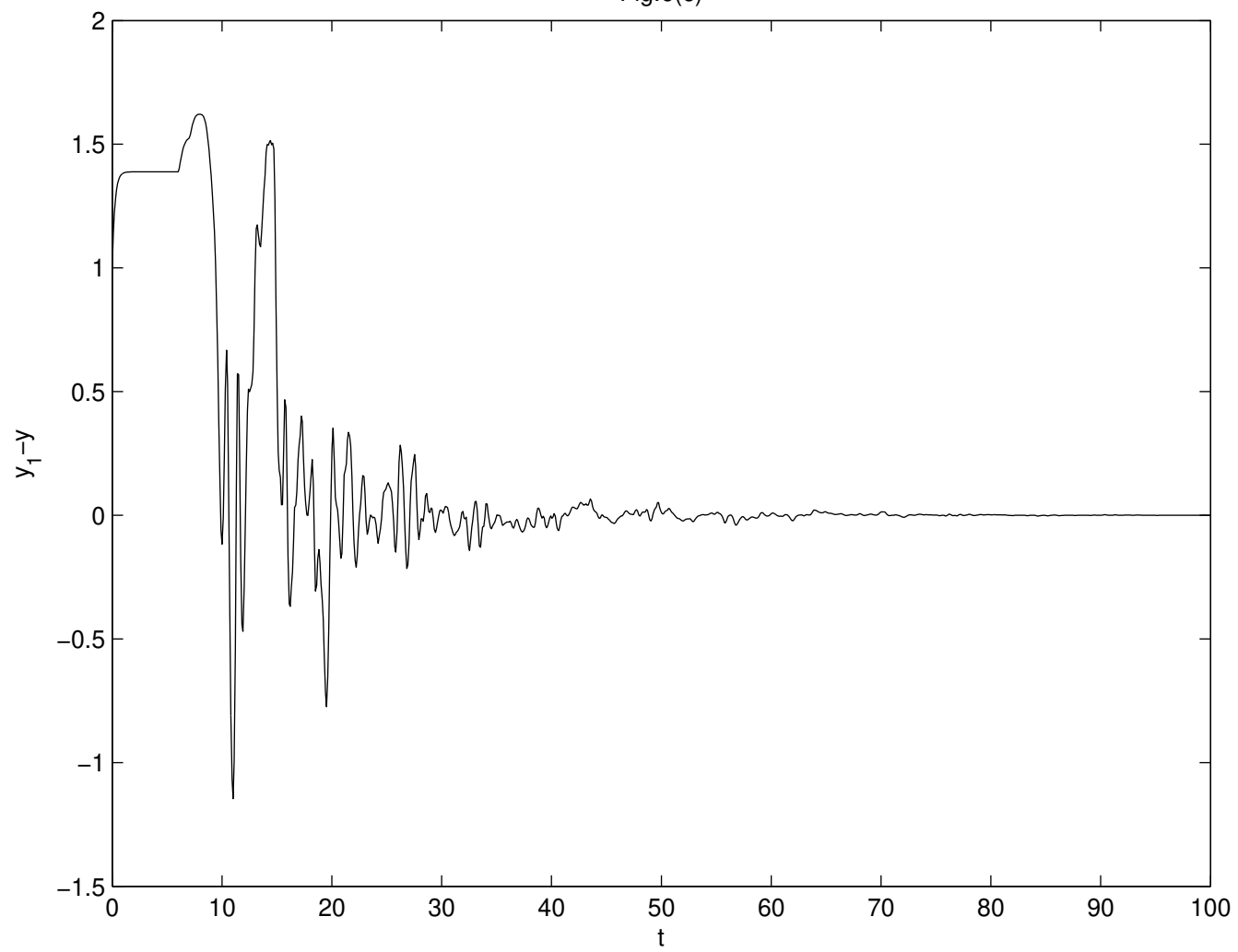


Fig.7(a)

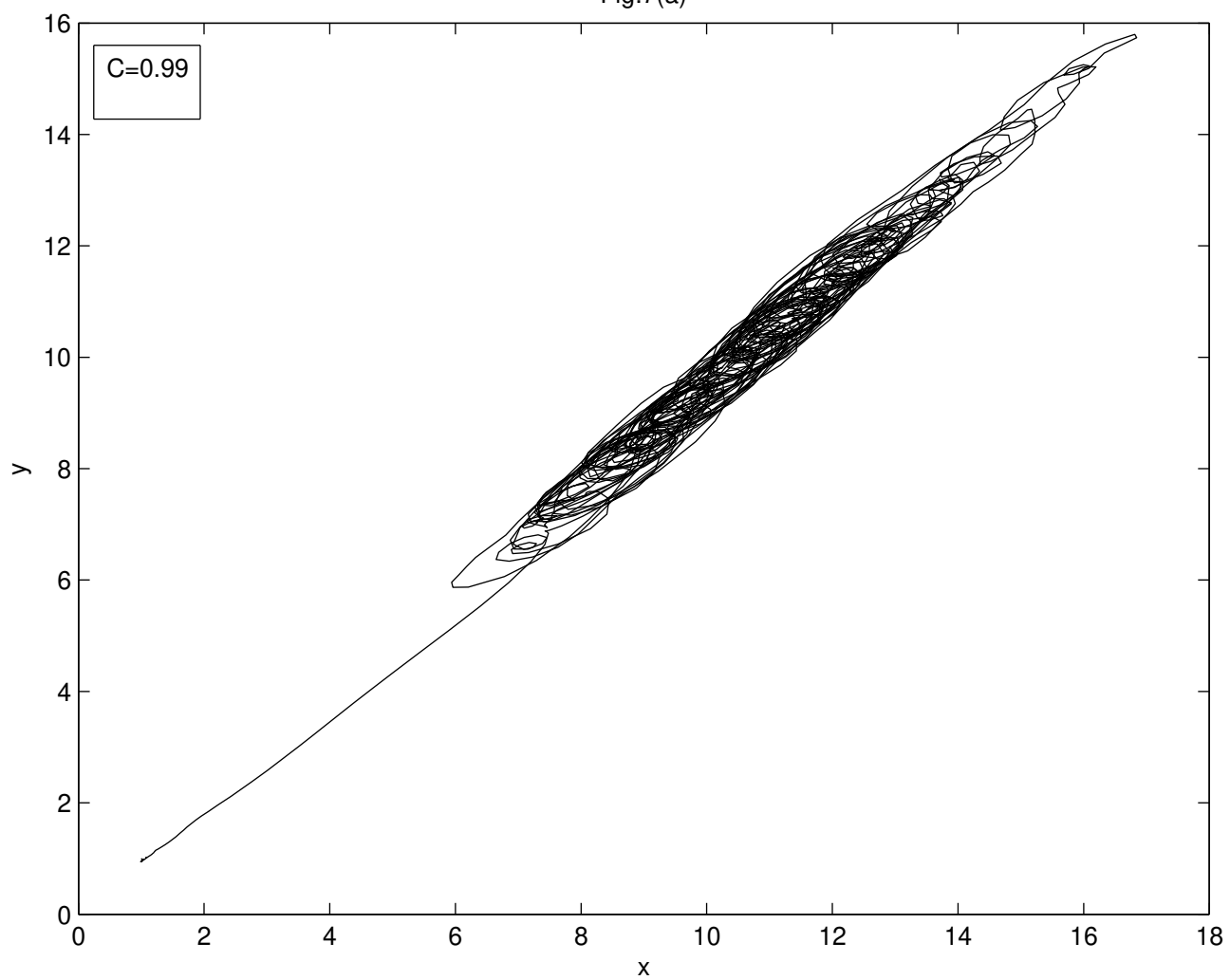


Fig.7(b)

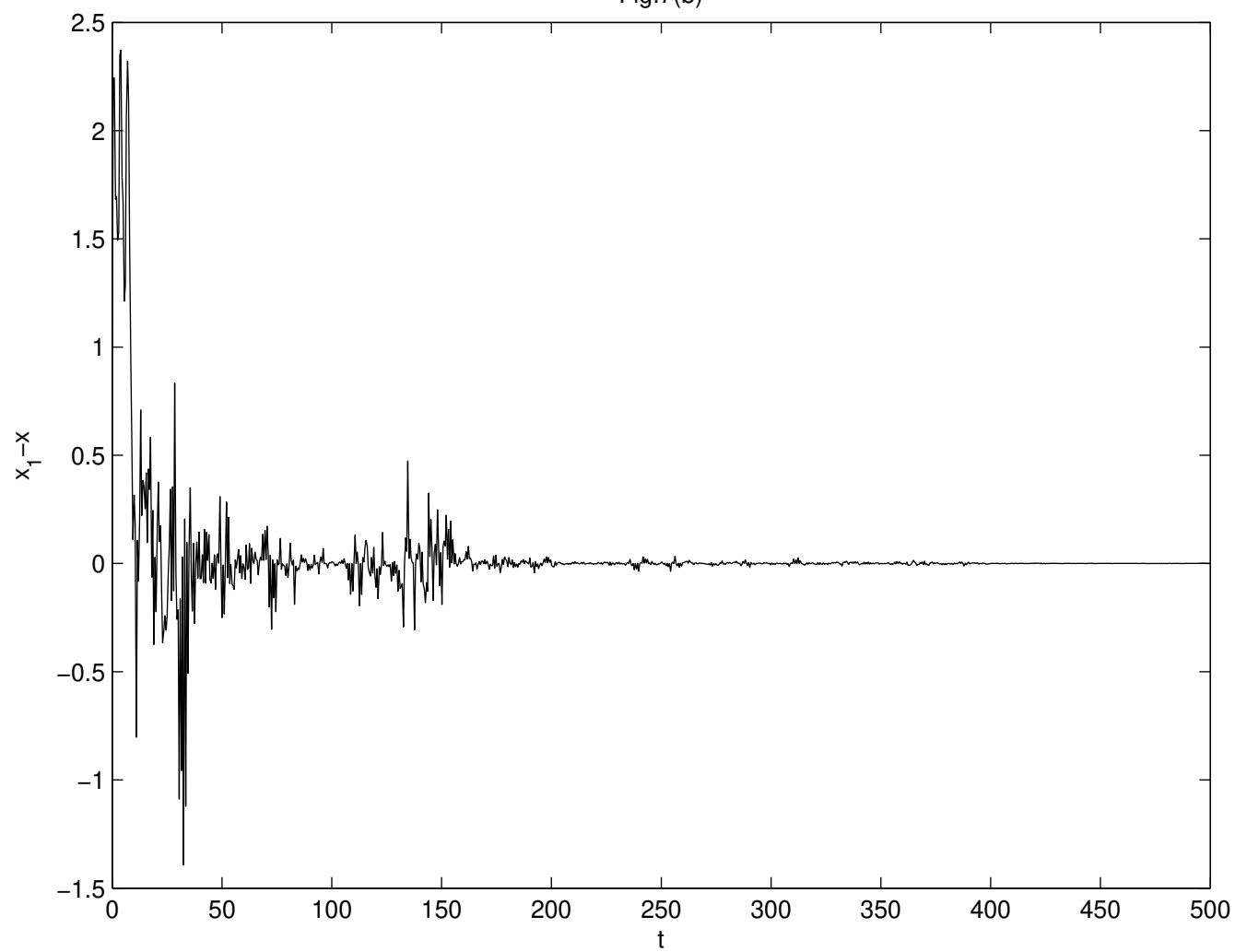


Fig.7(c)

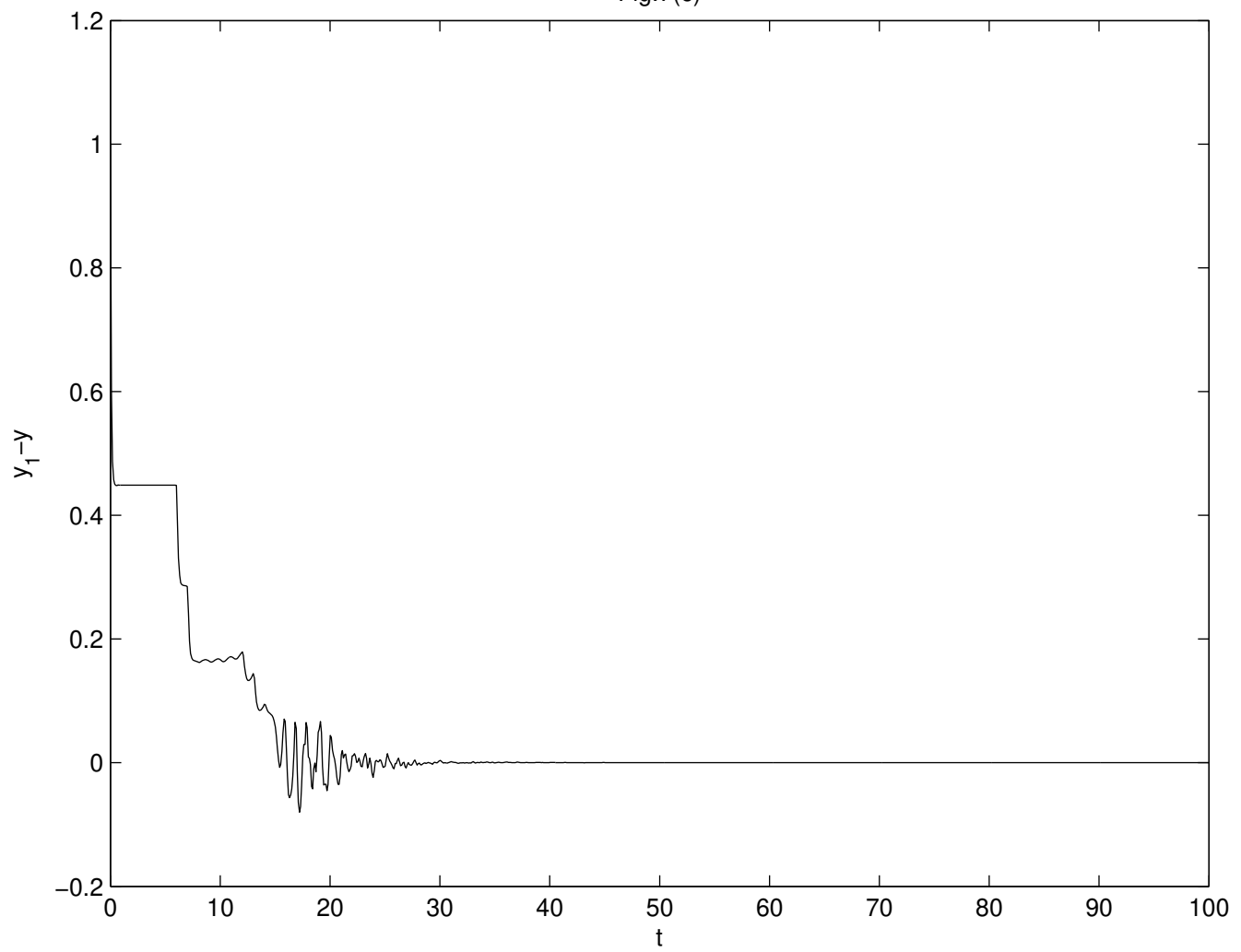


Fig.8

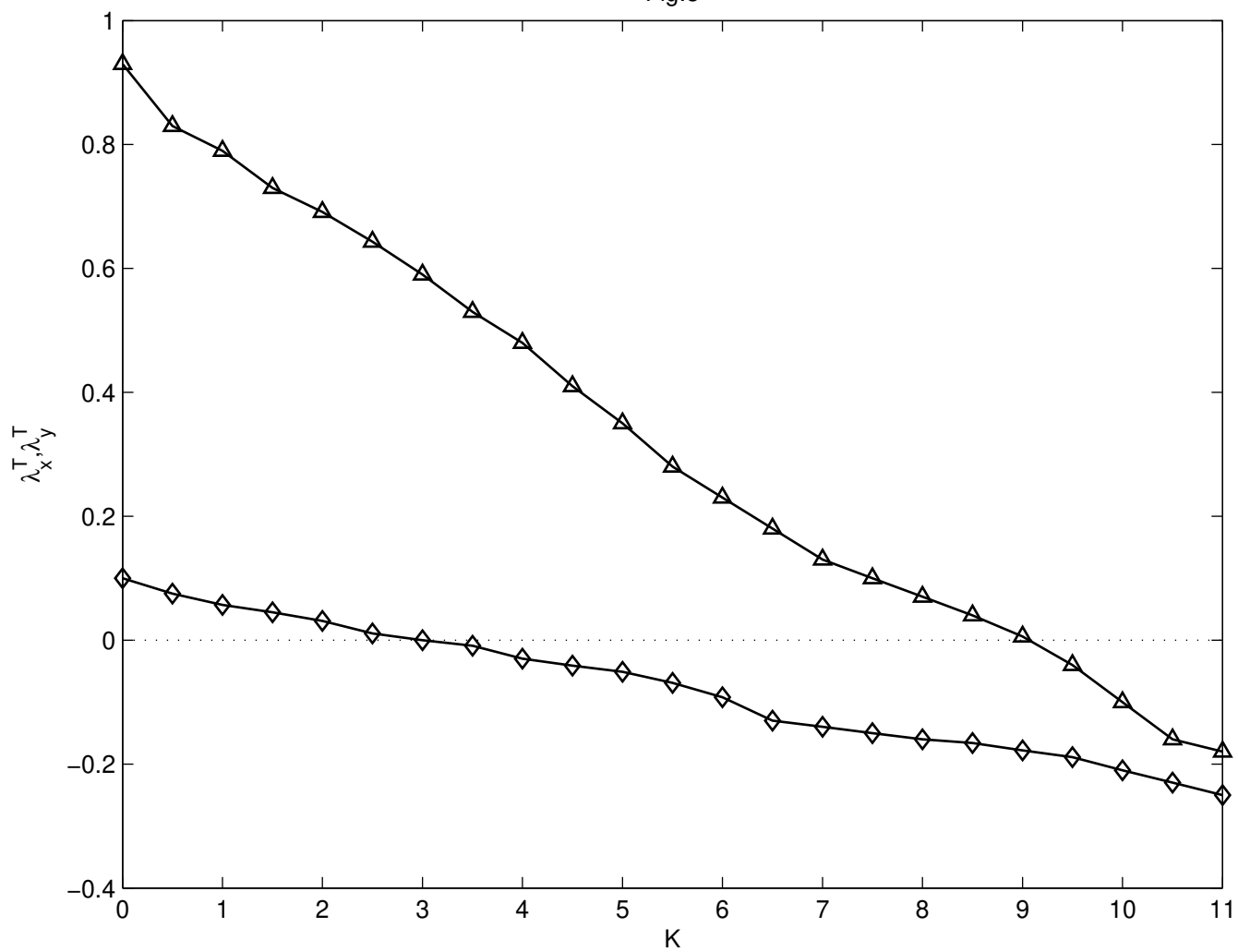


Fig.9

