

S-Z power spectrum produced by primordial magnetic fields

Hiroyuki Tashiro¹², and Naoshi Sugiyama³⁴

¹*Institut d’Astrophysique Spatiale (IAS), Bâtiment 121, Université Paris-Sud 11, Orsay, F-91405, France*

²*Center for Particle Physics and Phenomenology (CP3), Université catholique de Louvain, Chemin du Cyclotron, 2, B-1348 Louvain-la-Neuve, Belgium*

³*Department of Physics and Astrophysics, Nagoya University, Chikusa, Nagoya 464-8602, Japan*

⁴*Institute for Physics and Mathematics of the Universe, University of Tokyo, 5-1-5 Kashiwa-no-Ha, Kashiwa, Chiba, 277-8582, Japan*

13 February 2022

ABSTRACT

Primordial magnetic fields generated in the very early universe are one of the candidates for the origin of magnetic fields observed in galaxy clusters. After recombination, the Lorentz force acts on the residual ions and electrons to generate density fluctuations of baryons. Accordingly these fluctuations induce the early formation of dark halos which cause the Sunyaev-Zel’dovich (S-Z) effect in cosmic microwave background radiation. This additional S-Z effect due to primordial magnetic fields amplifies the angular power spectrum of cosmic microwave temperature anisotropies on small scales. This amplification depends on the comoving amplitude and the power law index of the primordial magnetic fields spectrum. Comparing with the small scale CMB observations, we obtained the constraints on the primordial magnetic fields, i.e., $B \lesssim 2.0$ nGauss for $n = -2.9$ or $B \lesssim 1.0$ nGauss for $n = -2.6$, where B is the comoving amplitude of magnetic fields at h^{-1} Mpc and n is the power law index. Future S-Z measurements have the potential to give constraints tighter than those from temperature anisotropies and polarization of cosmic microwave background induced by the magnetic fields at the recombination epoch.

Key words: cosmology: theory – cosmic microwave background – large-scale structure of universe

1 INTRODUCTION

Many observations indicate the existence of large-scale magnetic fields associated with galaxies and galaxy clusters. These magnetic fields typically have strengths of a few μ Gauss and large coherence lengths, i.e., a few kpc for galaxies and a few tens of kpc for galaxy clusters (Kronberg 1994). However, the origin of such magnetic fields is not understood clearly, while many generation processes have been proposed.

The generally accepted idea is an astrophysical dynamo scenario. Very tiny seed magnetic fields are generated in stars and supernova explosions by astrophysical processes such as Biermann battery, and the produced seed magnetic fields are amplified by the dynamo process in astrophysical objects. Finally these magnetic fields are spread into the inter-galactic medium by supernova winds or active galactic nuclei jets (Widrow 2002; Brandenburg & Subramanian 2005). However, there are two major problems remaining in this scenario. The first problem is the efficiency of the dynamo process in the expanding universe. Recent observations suggest the existence of μ Gauss magnetic fields in high redshift galaxies (Kronberg et al. 1992). These galaxies may be dynamically too young to explain the existence of such magnetic fields by the dynamo process. The second problem concerns large coherence lengths. It is particularly difficult to explain observed magnetic fields with very large coherent scales in galaxy clusters (Kim et al. 1990, 1991).

Aside from this astrophysical scenario, there are alternative scenarios in which magnetic fields are generated in the early universe, e.g., inflation epoch or cosmological phase transitions such as QCD or electroweak. In these scenarios, there is the potential to obtain nano Gauss primordial magnetic fields. Such strength is sufficient to explain μ Gauss magnetic fields

observed at present without the dynamo process because the adiabatic compression due to the structure formation can easily amplify primordial magnetic fields by a factor of $\sim 10^3$. However, if the seed magnetic fields generated in the early universe are too weak, the dynamo process is required even in these scenarios while the coherence length could be very large, unlike the astrophysical processes. For a detailed review, see Giovannini (2004).

If primordial magnetic fields existed in the early universe, these fields left traces of their existences in various cosmological phenomena, e.g., big bang nucleosynthesis (BBN), temperature anisotropies and polarization of cosmic microwave background (CMB), or large scale structure formations. From these traces, we can set observational constraints on primordial magnetic fields. These constraints give us clues to the origin of large scale magnetic fields, as well as when and how primordial magnetic fields were generated, because the strength and the coherence length of primordial magnetic fields depend on the generation process.

Let us first summarize BBN constraint. Since the primordial magnetic fields enhanced the cosmological expansion rate through the contribution of the energy density of primordial magnetic fields to the total energy density of the universe, the existence of primordial magnetic fields with sufficient strength may modify the abundance of light elements. The constraint on the magnetic field strength from BBN is $B_0 \lesssim 7 \times 10^{-5}$ Gauss where B_0 is the total comoving magnetic field strength (Cheng et al. 1996; Kernan et al. 1996).

Primordial magnetic fields produce CMB temperature anisotropies. Particularly, before recombination, primordial magnetic fields induce the vorticity of a baryon fluid by the Lorentz force. The induced vorticity generates CMB temperature anisotropies through the Doppler effect (Subramanian & Barrow 1998b). From the Wilkinson Microwave Anisotropy Probe (WMAP) data, the constraint on the primordial magnetic fields with 1Mpc–100Mpc is $B_0 \lesssim 10^{-8}$ Gauss (Mack et al. 2002; Lewis 2004; Tashiro et al. 2006; Yamazaki et al. 2006). Moreover, this vorticity generates CMB B-mode (parity odd) polarization as well as E-mode (parity even) polarization (Subramanian et al. 2003; Tashiro et al. 2006). In particular, B-modes are less contaminated by other sources than E-modes so that we expect to obtain stringent limits on the primordial magnetic fields by future observations of CMB B-modes.

After recombination, there are two main effects of primordial magnetic fields on the universe. One is the modification of the thermal evolution of baryons (Sethi & Subramanian 2005). Through the dissipation of primordial magnetic fields, primordial magnetic fields increase the baryon temperature after thermal decoupling of baryons from CMB. This dissipation is caused by the ambipolar diffusion and the direct cascade decay of small scale magnetic fields. The other effect is the generation of density fluctuations (Wasserman 1978; Kim et al. 1996; Gopal & Sethi 2003). The motion of ionized baryons induced by magnetic fields produces additional density fluctuations. These fluctuations induce density fluctuations of neutral baryons and dark matter through the gravitational force. The magnetic tension and pressure are more effective on small scales where the entanglements of magnetic fields are larger. Therefore, if primordial magnetic fields existed, it is expected that there is additional power in the density power spectrum, on small scales, which induces the early structure formation. These effects, modification of baryon thermal history and generation of additional density fluctuations, impact the reionization process. Therefore, it is possible to set constraints on primordial magnetic fields from the measurement of the optical depth (Sethi & Subramanian 2005; Tashiro & Sugiyama 2006a) and the observation of 21 cm lines (Tashiro & Sugiyama 2006b).

In this paper, we investigate the effect of primordial magnetic fields on the Sunyaev-Zel'dovich (S-Z) angular power spectrum. The S-Z effect occurs when CMB photons passing galaxy clusters are scattered by hot electron gas in galaxy clusters (Sunyaev & Zeldovich 1972). Due to the scattering, the CMB spectrum suffers distortion from the blackbody shape. The amount of distortion depends on the temperature and the number density of hot electron gas. In the low frequency limit, i.e., the Rayleigh-Jeans part, this distortion causes decrease in temperature, which is observed as the temperature anisotropies in the CMB sky. Since the distribution of hot electron gas follows that of dark matter halos, the S-Z angular power spectrum traces the dark matter halo distribution which could be enhanced by primordial magnetic fields. Moreover, it is known that the S-Z effect is an ideal probe for the high redshift clusters/dark halos because the strength of the S-Z signal does not depend on redshift of the object, which is not the case for X-ray brightness temperature or the gravitational lensing effect. Since the primordial magnetic fields induce structure formation in the early epoch, we can conclude that the S-Z power spectrum can be used as a unique probe for the primordial magnetic fields.

This paper is organized as follows. In Sec. II, we discuss the density fluctuations due to primordial magnetic fields. In Sec. III, we summarize the calculation of the angular power spectrum of the S-Z effect. In Sec. IV, we show our results and discuss the constraint on primordial magnetic fields from the S-Z power spectrum. In Sec. V, we give the conclusion of this paper. Throughout the paper, we take 3-yr WMAP results for the cosmological parameters, i.e., $h = 0.70$ ($H_0 = h \times 100$ Km/s · Mpc), $T_0 = 2.725$ K, $\Omega_b = 0.044$, $\Omega_m = 0.26$ (Spergel et al. 2007) and we assume $\sigma_8 = 0.8$. We normalize the value of the velocity of light to 1.

2 DENSITY FLUCTUATIONS DUE TO PRIMORDIAL MAGNETIC FIELDS

In this section, we calculate the density fluctuations produced by primordial magnetic fields. Let us make some assumptions about primordial magnetic fields at first. Since the length scales which we are interested in are large, the back-reaction of the fluid velocity is small. Therefore, it is an assumption in this paper that primordial magnetic fields are frozen in cosmic baryon fluids,

$$\mathbf{B}(t, \mathbf{x}) = \frac{\mathbf{B}_0(\mathbf{x})}{a^2(t)}, \quad (1)$$

where $B_0(\mathbf{x})$ is the comoving strength of primordial magnetic fields and $a(t)$ is the scale factor which is normalized as $a(t_0) = 1$ at the present time, t_0 . For simplicity, we assume that primordial magnetic fields are statistically homogeneous and isotropic and have the power law spectrum with the power law index n ,

$$\langle B_{0i}(\mathbf{k}_1) B_{0j}^*(\mathbf{k}_2) \rangle = \frac{(2\pi)^3}{2} \delta(\mathbf{k}_1 - \mathbf{k}_2) \left(\delta_{ij} - \frac{k_{1i} k_{2j}}{k_1^2} \right) B_n^2 \left(\frac{k}{k_n} \right)^n, \quad (2)$$

where $\langle \rangle$ denotes the ensemble average, $B_{0i}(\mathbf{k})$ are Fourier components of $B_{0i}(\mathbf{x})$, k_n is the wave number of an arbitrary normalized scale and B_n is the magnetic field strength at k_n .

Our interest is to constrain the magnetic field strength on a certain scale in the real space. Therefore, we have to convolve the power spectrum with a Gaussian filter transformation of a comoving radius λ , in order to get the magnetic field strength in the real space,

$$B_\lambda^2 \equiv \langle B_{0i}(\mathbf{x}) B_{0i}(\mathbf{x}) \rangle_\lambda = \frac{1}{(2\pi)^3} \int d^3k B_n^2 \left(\frac{k}{k_n} \right)^n \left| \exp \left(-\frac{\lambda^2 k^2}{2} \right) \right|^2. \quad (3)$$

Substituting Eq. (2) to Eq. (3), we can associate B_λ with B_n ,

$$B_\lambda^2 = \frac{B_n^2}{(2\pi)^2 \lambda^3} (k_n \lambda)^{-n} \Gamma((n+3)/2). \quad (4)$$

We take h^{-1} Mpc as λ throughout our paper.

Primordial magnetic fields produce vorticity in a cosmic fluid. This vorticity is damped by the interaction between electrons and photons around the recombination epoch. This damping causes the dissipation of primordial magnetic fields and causes a sharp cutoff on the power spectrum of primordial magnetic fields. The cutoff scale $1/k_c$ after the recombination epoch is decided by (Jedamzik et al. 1998; Subramanian & Barrow 1998a),

$$k_c^{-2} = V_A^2 \int_0^{t_r} \frac{l_\gamma}{a^2(t)} dt, \quad (5)$$

where t_r is the recombination time and l_γ is the mean free path of photons, which is described with the electron number density n_e and the Thomson cross section σ_T as $l_\gamma = 1/n_e \sigma_T$. In Eq. (5), V_A is the effective Alfvén velocity at the cutoff scale, $V_A = B_c / \sqrt{4\pi \rho_r}$, where ρ_r is the radiation energy density and B_c is the effective magnetic fields at the cutoff scale, which is obtained by smoothing primordial magnetic fields. In the case of the power-law spectrum of primordial magnetic fields, the B_c is given by (Mack et al. 2002)

$$B_c = B_\lambda \left(\frac{k_c}{k_\lambda} \right)^{(n+3)/2}. \quad (6)$$

Assuming the matter dominated epoch, we can obtain the relation between k_c and B_λ as

$$k_c = \left[143 \left(\frac{B_\lambda}{\text{InG}} \right)^{-1} \left(\frac{h}{0.7} \right)^{1/2} \left(\frac{h^2 \Omega_b}{0.021} \right)^{1/2} \right]^{2/(n+5)} \text{Mpc}^{-1}. \quad (7)$$

Primordial magnetic fields affect motions of ionized baryons by the Lorentz force even after recombination (Wasserman 1978). Although the residual ionized baryon rate to total baryons is small after recombination, the interaction between ionized and neutral baryons is strong in those redshifts that we are interested in. Therefore, we can assume baryons as a MHD fluid. Using the MHD approximation, we can write the evolution equations of density fluctuations with primordial magnetic fields as,

$$\frac{\partial^2 \delta_b}{\partial t^2} = -2 \frac{\dot{a}}{a} \frac{\partial \delta_b}{\partial t} + 4\pi G(\rho_b \delta_b + \rho_d \delta_d) + S(t, \mathbf{x}), \quad (8)$$

$$S(t, \mathbf{x}) = \frac{\nabla \cdot ((\nabla \times \mathbf{B}_0(\mathbf{x})) \times \mathbf{B}_0(\mathbf{x}))}{4\pi \rho_{b0} a^3(t)}, \quad (9)$$

$$\frac{\partial^2 \delta_d}{\partial t^2} = -2 \frac{\dot{a}}{a} \frac{\partial \delta_d}{\partial t} + 4\pi G(\rho_b \delta_b + \rho_d \delta_d), \quad (10)$$

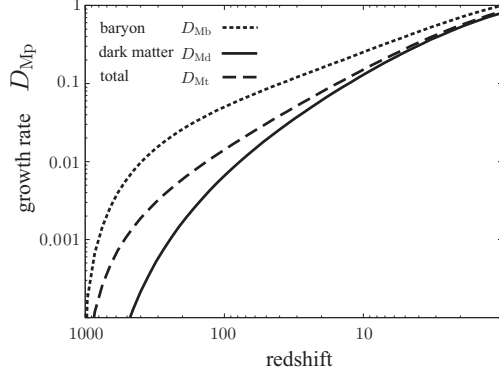


Figure 1. Growth rates induced by primordial magnetic fields at given redshifts. The dotted and solid lines represent the growth rates for baryons and for dark matter, respectively. We also plot the growth rate for total matter as the dashed line. All growth rates are normalized as $D_{Mb} = 1$ at $z = 1$.

where ρ_b and ρ_d are the baryon density and the dark matter density, and δ_b and δ_{dm} are the density contrast of baryons and dark matter, respectively. The source term in Eq. (10) is only the gravitational potential like that in the standard cosmology case, without primordial magnetic fields, while other source term caused by magnetic fields is added in Eq. (8). The solutions of Eqs. (8) and (10) can be given by

$$\delta_p = D_{Sp}(t)\delta_p(t_i) + D_{Mp}(t)t_i^2 S(t_i, \mathbf{x}), \quad (11)$$

where p denotes b for baryons and d for dark matter. Here $D_{Sp}(t)$ corresponds to the growth rate of each component in the case of the Λ CDM cosmology without primordial magnetic fields and involves both the growing and decaying modes of primordial fluctuations, which are proportional to $t^{2/3}$ and t^{-1} in the matter dominated epoch, respectively. Meanwhile, $D_{Mp}(t)$ describe the growth rate of density fluctuations produced by primordial magnetic fields. Assuming the matter dominated epoch, we can write D_{Mp} as

$$D_{Mb}(t) = \frac{\Omega_b}{\Omega_m} \left[\frac{9}{10} \left(\frac{t}{t_i} \right)^{2/3} + 9 \frac{\Omega_d}{\Omega_b} \left(\frac{t}{t_i} \right)^{-1/3} + \frac{3}{5} \left(\frac{t}{t_i} \right)^{-1} - \frac{3}{2} \left(\frac{\Omega_m + 5\Omega_d}{\Omega_b} \right) + 3 \frac{\Omega_d}{\Omega_b} \log \left(\frac{t}{t_i} \right) \right], \quad (12)$$

$$D_{Md}(t) = \frac{\Omega_b}{\Omega_m} \left[\frac{9}{10} \left(\frac{t}{t_i} \right)^{2/3} - 9 \left(\frac{t}{t_i} \right)^{-1/3} + \frac{3}{5} \left(\frac{t}{t_i} \right)^{-1} + \frac{15}{2} - 3 \log \left(\frac{t}{t_i} \right) \right]. \quad (13)$$

We plot the growth rates, D_{Mb} and D_{Md} , during the matter dominated epoch in Fig. 1. We also show the growth rate of the density contrast for total matter, $\delta_t = (\rho_b \delta_b + \rho_d \delta_d)/(\rho_b + \rho_d)$. In this figure, we normalize growth rates as $D_{Mb} = 1$ at $z = 1$. The figure shows that the density fluctuations of baryons are produced by the Lorentz force at first, while the density fluctuations of dark matter follow those of baryons gravitationally. The growth rates of both fluctuations are proportional to $1 + z$.

Next, we calculate the power spectrum of the density fluctuations. Taking the assumption that there is no correlation between primordial magnetic fields and primordial density fluctuations for the sake of simplicity, we can describe the power spectrum as

$$P_p(k) = P_{Sp}(k) + P_{Mp}(k) \equiv \langle |\delta_{Sp}(k)|^2 \rangle + \langle |\delta_{Mp}(k)|^2 \rangle, \quad (14)$$

where $\delta_{Sp}(k)$ and $\delta_{Mp}(k)$ are Fourier components of each density contrast. The power spectrum $P_{Mp}(k)$ is written as

$$P_{Mp}(k) = \left(\frac{t_i^2}{4\pi\rho_{b0}a^3(t_i)} \right)^2 D_{Mp}(t)^2 I^2(k), \quad (15)$$

where

$$I^2(k) \equiv \langle |\nabla \cdot (\nabla \times \mathbf{B}_0(\mathbf{x})) \times \mathbf{B}_0(\mathbf{x})|^2 \rangle. \quad (16)$$

The isotropic Gaussian static of primordial magnetic fields makes the nonlinear convolution Eq. (16) rewritten as (Wasserman 1978; Kim et al. 1996)

$$I^2(k) = \int dk_1 \int d\mu \frac{B_n^2(k_1) B_n^2(|\mathbf{k} - \mathbf{k}_1|)}{|\mathbf{k} - \mathbf{k}_1|^2} (2k^5 k_1^3 \mu + k^4 k_1^4 (1 - 5\mu^2) + 2k^3 k_1^5 \mu^3), \quad (17)$$

where μ is $\mu = \mathbf{k} \cdot \mathbf{k}_1 / |\mathbf{k}| |\mathbf{k}_1|$. Note that the range of integration of k_1 in Eq. (17) depends on k because we assume that the power spectrum has a sharp cutoff below $1/k_c$ so that $k_1 < k_c$ and $|\mathbf{k} - \mathbf{k}_1| < k_c$ must be satisfied.

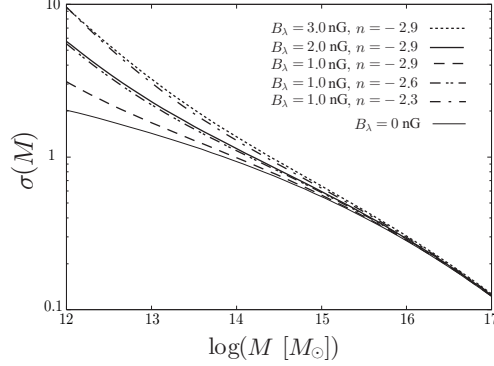


Figure 2. Mass dispersion σ for different primordial magnetic fields. The dotted, solid and dashed lines represent σ for primordial magnetic fields with $B_\lambda = 3.0$ nGauss, $B_\lambda = 2.0$ nGauss, and $B_\lambda = 1.0$ nGauss, respectively. Their power law indices are $n = -2.9$. We also plot σ for primordial magnetic fields with different power law indices; for $n = -2.6$ and $B_\lambda = 1.0$ nGauss as the dashed-dotted-dotted line and for $n = -2.3$ and $B_\lambda = 1.0$ nGauss as the dashed-dotted line. For a comparison, we give σ in the case without primordial magnetic fields as the thin solid line.

We introduce an important scale for the evolution of density perturbations, i.e., magnetic Jeans length. Below this scale, the magnetic pressure gradients, which we do not take into account in Eq. (8), counteract the gravitational force and prevent further evolution of density fluctuations. The magnetic Jeans scale is evaluated as (Kim et al. 1996)

$$k_{\text{MJ}} = \left[13.8 \left(\frac{B_\lambda}{\text{nG}} \right)^{-1} \left(\frac{h^2 \Omega_m}{0.18} \right)^{1/2} \right]^{2/n+5} \text{Mpc}^{-1}. \quad (18)$$

For simplicity, we assume that the density fluctuations do not grow below the scale, although the density fluctuations below the scale are, in fact, oscillating like the baryon oscillation.

In Fig. 2, we show the mass dispersion σ , which is calculated from the power spectrum of dark matter by

$$\sigma^2(M) = \int dk k^2 P_d(k) W(kR), \quad (19)$$

where R is the scale which corresponds to mass M and $W(x)$ is the top-hat window function. Here we normalized the primordial matter fluctuations as $\sigma_8 = 0.8$. The power law index of σ does not depend on that of primordial magnetic fields. This independence is brought by the sharp cutoff of magnetic fields and the nonlinear term given by Eq. (17). We can analytically estimate Eq. (17) in the limit of $k/k_c \ll 1$ as $I^2(k) \sim \alpha B_c^{2n+10} k^{2n+7} + \beta B_c^7 k^4$ where α and β are coefficients which depend on n (Kim et al. 1996). Here we employ the fact that the cutoff scale k_c is proportional to B_c^{-1} as is shown in Eq. (7). Kim et al. (1996) found that the former term dominates if $n < -1.5$, while the latter dominates for $n > -1.5$. However, we can find that the dispersion of the primordial magnetic fields with $n = -2.9$ and $B_\lambda = 3.0$ and with $n = -2.3$ and $B_\lambda = 1.0$, or with $n = -2.9$ and $B_\lambda = 2.0$ and with $n = -2.6$ and $B_\lambda = 1.0$, are similar in Fig. 2. The magnetic fields of these pairs have almost the same Jeans scales. Since the primordial magnetic fields have steep power spectrum, the contribution from the magnetic Jeans scale is large. As a result, σ_8 of the magnetic fields with the same Jeans scale (or cutoff scale) is almost same.

We also show σ_8 for different power law indices of primordial magnetic fields in Fig. 3. In this figure, we plot σ_8 as the functions of B_λ . The more blue spectrum primordial magnetic fields have, the more amplitude of σ_8 they produce, even if magnetic fields have the same strength at a given scale, for example, h^{-1} Mpc in this paper.

In the calculation of the mass dispersion σ , we utilized the top-hat window function. However, σ depends on the choice of the window function. The top-hat window function falls off as $1/(kR)^2$ in large k . Because the power spectrum induced by the primordial magnetic fields is very steep, some contribution for σ comes from the magnetic Jeans scale. On the other hand, in the case of the Gaussian window function, the contribution from the magnetic Jeans scale is negligibly small due to the sharp cut-off of the window function on small scales. As a result, the amplification of σ by primordial magnetic fields for the Gaussian window function is much smaller than the one for the top-hat window function. Moreover, the critical density contrast δ_c and the relation between window radius R and mass M depend on the choice of the window function. Lacey & Cole (1994) have compared the analytic PS mass function with N-body simulations in the case of the standard initial matter power spectrum, and found that, while δ_c and the relation between R and M are independent on the spectral index of the power spectrum for the top-hat window function case, they depend on the spectral index for the Gaussian window function case. Therefore, N-body simulations with primordial magnetic fields is necessary for detailed study about the effect of primordial magnetic fields. However it is beyond the scope of this paper.

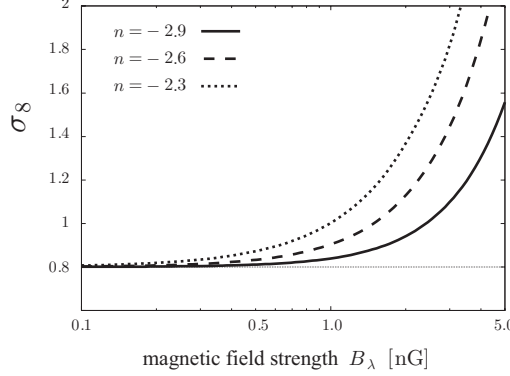


Figure 3. Dependence of σ_8 on B_λ . The solid line indicates σ_8 for primordial magnetic fields with $n = -2.9$. The dashed and the dotted lines represent σ_8 for primordial magnetic fields with $n = -2.6$ and with $n = -2.3$, respectively.

3 ANGULAR POWER SPECTRUM OF THE S-Z EFFECT

The angular power spectrum of the S-Z effect is obtained through the halo formalism by many authors, e.g., Cole & Kaiser (1988); Makino & Suto (1993); Komatsu & Kitayama (1999); Komatsu & Seljak (2002). The angular power spectrum is given by

$$C_l = g_\nu^2 \int_0^{z_{\text{rec}}} dz \frac{dV}{dz} \int dM \frac{dn(M, z)}{dM} |y_l(M, z)|^2, \quad (20)$$

where g_ν is the spectral function of the S-Z effect which is $g_\nu = -2$ in the Rayleigh-Jeans limit, $V(z)$ is the comoving volume, $n(M, z)$ is the comoving number density of the dark matter halo with mass M at redshift z , and $y_l(M, z)$ is the 2-D Fourier transform of the projected Compton y -parameter. Presently, we are interested in multipoles higher than $l = 300$, and neglect the halo-halo correlation term in Eq. (20).

For calculating $dn(M, z)/dM$ in Eq. (20), we adopt the Press-Schechter theory (Press & Schechter 1974),

$$\frac{dn(M, z)}{dM} = \sqrt{\frac{2}{\pi}} \frac{\bar{\rho}}{M} \left(-\frac{\delta_c}{\sigma(M, z)} \frac{\partial \sigma}{\partial M} \right) \exp \left(-\frac{\delta_c^2}{2\sigma^2(M, z)} \right), \quad (21)$$

where δ_c is the critical over density. The effect of primordial magnetic fields is taken into account through $\sigma(M, z)$ which is obtained from Eq. (19) in the former section.

The 2-D Fourier transform component y_l is given in terms of the radial profile of the Compton y -parameter $y(x)$ through the Limber approximation,

$$y_l = \frac{4\pi r_s}{l_s^2} \int_0^\infty dx x^2 y(x) \frac{\sin(lx/l_s)}{lx/l_s}. \quad (22)$$

Here x is a non-dimensional radius $x \equiv r/r_s$ where r_s is a scale radius which characterizes the radial profile, and l_s is the multipole corresponding to r_s . The scale radius r_s is associated to the virial radius with the concentration parameter c . Following Komatsu & Seljak (2002), we set

$$c \approx \frac{10}{1+z} \left[\frac{M}{M_*(0)} \right]^{-0.2}, \quad (23)$$

where $M_*(0)$ is a solution to $\sigma(M) = \delta_c$ at the redshift $z = 0$.

As the radial profile $y(x)$, we adopt the results of Komatsu & Seljak (2002). They obtained $y(x)$ based on the NFW dark matter profile, taking the three assumptions: the gas pressure and the dark matter potential reach the hydrostatic equilibrium; the gas density follows the dark matter density in the outer parts of dark halos; and the equation of state of gas is polytropic $P_{\text{gas}} \propto \rho_{\text{gas}}^\gamma$ where P_{gas} , ρ_{gas} and γ are the gas pressure, the gas density and the polytropic index. According to these assumptions, the radial profile $y(x)$ is written as

$$\begin{aligned} y(x) &\equiv \frac{\sigma_T k_B}{m_e} n_e(x) T(x) \\ &= \frac{\sigma_T k_B}{m_e} n_e(0) T(0) y_{\text{gas}}(x), \end{aligned} \quad (24)$$

where the gas profile $y_{\text{gas}}(x)$, the central number density $n_e(0)$ and the central temperature $T(0)$ are represented as

$$y_{\text{gas}}(x) = \left\{ 1 - 3 \frac{\gamma - 1}{\eta_c \gamma} \left[\frac{\ln(1+c)}{c} - \frac{1}{1+c} \right]^{-1} \left[1 - \frac{\ln(1+x)}{x} \right] \right\}^{1/(\gamma-1)}, \quad (25)$$

$$n_e(0) = 3.01 \left(\frac{M}{10^{14} M_\odot} \right) \left(\frac{r_{\text{vir}}}{1 \text{ Mpc}} \right)^{-3} \left(\frac{\Omega_b}{\Omega_m} \right) \frac{c^2}{y_{\text{gas}}(c)(1+c)^2} \left[\ln(1+c) - \frac{c}{1+c} \right]^{-1} \text{ cm}^{-3}, \quad (26)$$

$$T(0) = 0.88 \eta_0 \left(\frac{M}{10^{14} M_\odot} \right) \left(\frac{r_{\text{vir}}}{1 \text{ Mpc}} \right)^{-1} \text{ keV}. \quad (27)$$

Here, the polytropic index γ and the mass temperature normalization factor at the center η_c are given by

$$\gamma = 1.137 + 8.94 \times 10^{-2} \ln(c/5) - 3.68 \times 10^{-3} (c - 5), \quad (28)$$

$$\eta_c = 2.235 + 0.202(c - 5) - 1.16 \times 10^{-3} (c - 5)^2. \quad (29)$$

4 RESULTS AND DISCUSSION

First, we calculate S-Z power spectra for different magnetic field strength with $n = -2.9$. We plot the results on Fig. 4. For references, we give the S-Z power spectra for the case of $\sigma_8 = 0.8$ and $\sigma_8 = 0.9$ without primordial magnetic fields. We find the effect of primordial magnetic fields arises on small scales. Although primordial magnetic fields with $2.0 \mu\text{G}$ amplify σ_8 to 0.9 by the generation of additional density fluctuations (see Fig. 3), the S-Z power spectrum for $2.0 \mu\text{G}$ magnetic fields is much different from that in the case of $\sigma_8 = 0.9$ without magnetic fields on small scales. Therefore, the CMB observation on small scales has the potential to resolve the degeneracy of σ_8 between the primordial density fluctuation and the additional density fluctuation by primordial magnetic fields.

The amplification of the S-Z power spectrum on small scales is due to the early formation of dark halos which is induced by the additional blue spectrum of the density fluctuations by primordial magnetic fields. Since the electron density in Eq. (24) is more dense in the early universe than in the late universe because of the cosmological expansion, the S-Z power spectrum is more affected by high redshift structures than other observations of mass distributions, for example, gravitational lensing. Therefore, the early halo formation contributes to the amplification of the S-Z power spectrum on small scales. We can see this contribution in Fig. 5 where we show the redshift distribution of C_l for given l modes. In large l modes, there are enhancements in the tail part on the side of high redshifts which come from the density fluctuations generated by primordial magnetic fields, although the peak position is not changed, compared to the redshift contributions in the case without primordial magnetic fields.

Fig. 6 shows the S-Z angular power spectra for different power law indices of primordial magnetic fields. We choose $B_\lambda = 1.0 \text{ nGauss}$ for all plotting cases. Comparing to Fig. 4, we find that the spectrum of primordial magnetic fields for $n = -2.6$ and $B_\lambda = 1.0 \text{ nGauss}$ is similar to that for $n = -2.9$ and $B_\lambda = 2.0 \text{ nGauss}$. This is because, in the case of $n < -1.5$, the dispersion of density perturbations caused by primordial magnetic fields depends more strongly on the cutoff scale of magnetic fields than on the power law index, as mentioned in Sec. 2. Magnetic fields with $n = -2.6$ and $B_\lambda = 1.0 \text{ nGauss}$ and with $n = -2.9$ and $B_\lambda = 2.0 \text{ nGauss}$ have almost the same cutoff scales so that they have similar S-Z angular power spectra, even though their power law indices are different.

Although we computed the power spectra in the case of $n < -1.5$, we will give some comment on the case of $n \geq -1.5$. In such a case, the power spectral index of the density fluctuations generated by primordial magnetic fields depends on n . Therefore, the obtained S-Z power spectra with different n are different, even though the cutoff scales of primordial magnetic fields are the same. The S-Z spectrum becomes steep if n increases.

Since the S-Z power spectrum has a strong dependence on the cutoff scale of primordial magnetic fields, we obtain the constraint on the cutoff scale by comparing with the observed CMB data on small scales. For example, using the ACBAR data at $l = 2500$ (Kuo et al. 2007), we obtain $k_c \lesssim 95 \text{ kpc}$. This limit corresponds to $B_\lambda \lesssim 2.0 \text{ nGauss}$ for $n = -2.9$ and $B_\lambda \lesssim 1.0 \text{ nGauss}$ for $n = -2.6$. This result is comparable with other constraint given by other effects of primordial magnetic fields on CMB temperature and polarization anisotropies caused by primordial magnetic fields, e.g., Yamazaki et al. (2008).

5 CONCLUSION

We investigated the effect of primordial magnetic fields on the S-Z power spectrum. Primordial magnetic fields generate additional density fluctuations after recombination, so as to induce the early dark halo formation. The generated dark halos in the early universe amplify the S-Z power spectrum on small scales. We found that the amplification depends on the cutoff scale of primordial magnetic fields. Therefore, comparing our calculated results with present CMB observational data on small scales, we obtain the constraint on the cutoff scale of primordial magnetic fields, $k_c \lesssim 95 \text{ kpc}$. This constraint is equivalent

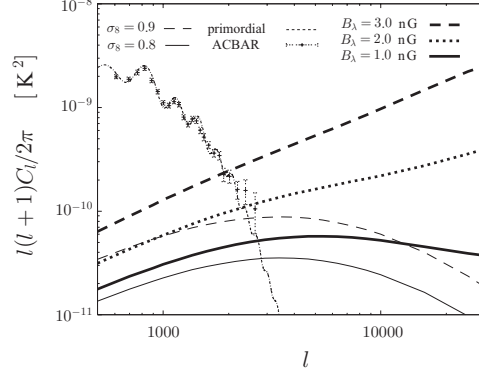


Figure 4. S-Z angular power spectra for different magnetic field strength with $n = -2.9$. The solid line represents the S-Z spectrum for primordial magnetic fields with $B_\lambda = 1.0$, the dotted and the dashed lines indicate the spectra for $B_\lambda = 2.0$ and $B_\lambda = 3.0$, respectively. The S-Z angular power spectrum without primordial magnetic fields for $\sigma = 0.8$ and $\sigma = 0.9$ are shown as the thin solid line and the thin dashed line, respectively. For references, we plot primordial CMB temperature angular power spectrum and ACBAR data.

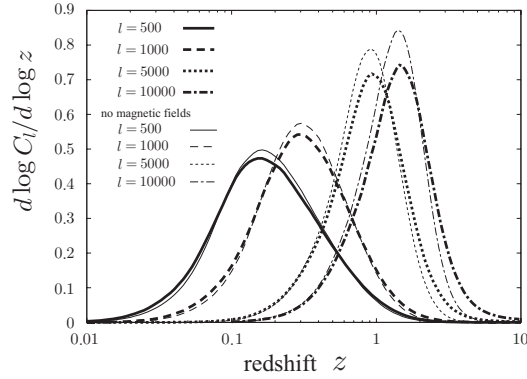


Figure 5. Distribution of the redshift contribution of the S-Z angular power spectrum for given l modes. Primordial magnetic fields have $n = -2.9$ and $B_\lambda = 1.0$. The solid, the dashed, the dotted, and the dashed-dotted lines represent the distributions for $l = 500$, $l = 1000$, $l = 5000$ and $l = 10000$, respectively. For a comparison, we plot the distributions for the case without primordial magnetic fields as thin lines.

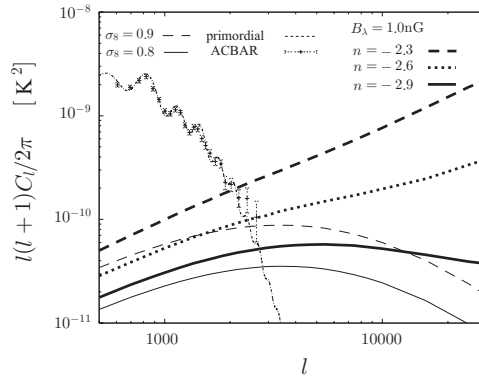


Figure 6. S-Z angular power spectra for different power law indices. We choose $B_\lambda = 1.0$ in all plots. The solid, dotted, dashed-dotted, and dashed lines show the S-Z spectra for magnetic fields with $n = -2.9$, $n = -2.6$ and $n = -2.3$, respectively. The S-Z angular power spectrum without primordial magnetic fields for $\sigma = 0.8$ and $\sigma = 0.9$ are shown as the thin solid and thin dashed lines, respectively. For reference, we plot primordial CMB temperature angular power spectrum and ACBAR data.

to $B_\lambda \lesssim 2.0$ nGauss for $n = -2.9$ or $B_\lambda \lesssim 1.0$ nGauss for $n = -2.6$ at h^{-1} Mpc. The smaller the interesting scale of the S-Z power spectrum goes to, the larger the enhancement by the primordial magnetic fields becomes. Therefore we can expect that the future S-Z measurements can give constraints tighter than those from CMB temperature anisotropies and polarization induced by the magnetic fields at the recombination epoch.

The small scale CMB observations, e.g., CBI (Mason et al. 2003), BIMA (Dawson et al. 2002) and ACBAR (Kuo et al. 2007) detected an excess of temperature anisotropies from the small scale temperature anisotropy than what was expected from the WMAP results. This excess corresponds to the S-Z effect with $\sigma_8 = 1.0$ (Bond et al. 2005). However, this high value conflicts with the WMAP result, $\sigma_8 = 0.8$, which is obtained from the large scale temperature anisotropies (Spergel et al. 2007). The existence of primordial magnetic fields may resolve this discrepancy, because the density fluctuations generated by primordial magnetic fields do not affect at large scales but add a blue spectrum on small scales.

The S-Z power spectrum depends on the electron density profile in dark halos. For obtaining a highly accurate constraint on primordial magnetic fields, we need a detailed study on the effect of primordial magnetic fields on the electron density profile. However, we ignored this effect in this paper. One possible effect of magnetic fields is brought by the pressure of magnetic fields. The magnetic field pressure prevents electron gas from falling into the gravitational potential well of dark matter. The modification of the electron density profile can be detected by the S-Z effect, if there are magnetic fields with several μ Gauss in a halo (Zhang 2004). such magnetic field strength is easily obtained from primordial magnetic fields with order of nano Gauss by adiabatic contraction in the halo formation. We will study the effect on the S-Z effect due to primordial magnetic fields, and the consistent constraint on those fields, considering effects other than the density fluctuations generation of primordial magnetic fields, in the future.

ACKNOWLEDGEMENTS

We would like to thank an anonymous referee for useful comments to improve our paper. We also thank Richard Shaw for useful comments. HT is supported by the Belgian Federal Office for Scientific, Technical and Cultural Affairs through the Interuniversity Attraction Pole P6/11. NS is supported by Grand-in-Aid for Scientific Research No. 22340056 and 18072004. This research has also been supported in part by World Premier International Research Center Initiative, MEXT, Japan.

REFERENCES

- Bond J. R., et al., 2005, ApJ, 626, 12
- Brandenburg A., Subramanian K., 2005, Phys.Rep., 417, 1
- Cheng B., Olinto A. V., Schramm D. N., Truran J. W., 1996, Phys.Rev.D, 54, 4714
- Cole S., Kaiser N., 1988, MNRAS, 233, 637
- Dawson K. S., et al., 2002, ApJ, 581, 86
- Giovannini M., 2004, International Journal of Modern Physics D, 13, 391
- Gopal R., Sethi S. K., 2003, Journal of Astrophysics and Astronomy, 24, 51
- Jedamzik K., Katalinić V., Olinto A. V., 1998, Phys.Rev.D, 57, 3264
- Kernan P. J., Starkman G. D., Vachaspati T., 1996, Phys.Rev.D, 54, 7207
- Kim E.-J., Olinto A. V., Rosner R., 1996, ApJ, 468, 28
- Kim K.-T., Kronberg P. P., Dewdney P. E., Landecker T. L., 1990, ApJ, 355, 29
- Kim K.-T., Kronberg P. P., Tribble P. C., 1991, ApJ, 379, 80
- Komatsu E., Kitayama T., 1999, ApJ, 526, L1
- Komatsu E., Seljak U., 2002, MNRAS, 336, 1256
- Kronberg P. P., 1994, Reports of Progress in Physics, 57, 325
- Kronberg P. P., Perry J. J., Zukowski E. L. H., 1992, ApJ, 387, 528
- Kuo C. L., et al., 2007, ApJ, 664, 687
- Lacey, C. and Cole, S., 1994, MNRAS, 271, 676
- Lewis A., 2004, Phys. Rev. D, 70, 043011
- Mack A., Kahniashvili T., Kosowsky A., 2002, Phys.Rev.D, 65, 123004
- Makino N., Suto Y., 1993, ApJ, 405, 1
- Mason B. S., et al., 2003, ApJ, 591, 540
- Press W. H., Schechter P., 1974, ApJ, 187, 425
- Sethi S. K., Subramanian K., 2005, MNRAS, 356, 778
- Spergel D. N., et al., 2007, ApJS, 170, 377
- Subramanian K., Barrow J. D., 1998a, Phys.Rev.D, 58, 083502
- Subramanian K., Barrow J. D., 1998b, Phys.Rev. Lett., 81, 3575

- Subramanian K., Seshadri T. R., Barrow J. D., 2003, MNRAS, 344, L31
Sunyaev R. A., Zeldovich Y. B., 1972, Comments on Astrophysics and Space Physics, 4, 173
Tashiro H., Sugiyama N., 2006a, MNRAS, 368, 965
Tashiro H., Sugiyama N., 2006b, MNRAS, 372, 1060
Tashiro H., Sugiyama N., Banerjee R., 2006, Phys. Rev. D, 73, 023002
Wasserman I., 1978, ApJ, 224, 337
Widrow L. M., 2002, Reviews of Modern Physics, 74, 775
Yamazaki D. G., Ichiki K., Kajino T., Mathews G. J., 2006, ApJ, 646, 719
Yamazaki D. G., Ichiki K., Kajino T., Mathews G. J., 2008, Phys. Rev. D, 77, 043005
Zhang P., 2004, MNRAS, 348, 1348