

# Recovery of chaotic tunneling due to destruction of dynamical localization by external noise

Akiyuki Ishikawa, Atushi Tanaka, and Akira Shudo  
*Department of Physics, Tokyo Metropolitan University,  
 Minami-Osawa, Hachioji, Tokyo 192-0397, Japan*

(Dated: February 4, 2022)

Quantum tunneling in the presence of chaos is analyzed, focusing especially on the interplay between quantum tunneling and dynamical localization. We observed flooding of potentially existing tunneling amplitude by adding noise to the chaotic sea to attenuate the destructive interference generating dynamical localization. This phenomenon is related to the nature of complex orbits describing tunneling between torus and chaotic regions. The tunneling rate is found to obey a perturbative scaling with noise intensity when the noise intensity is sufficiently small and then saturate in a large noise intensity regime. A relation between the tunneling rate and the localization length of the chaotic states is also demonstrated. It is shown that due to the competition between dynamical tunneling and dynamical localization, the tunneling rate is not a monotonically increasing function of Planck's constant. The above results are obtained for a system with a sharp border between torus and chaotic regions. The validity of the results for a system with a smoothed border is also explained.

PACS numbers:

## I. INTRODUCTION

Since the dawn of quantum theory, the tunneling effect has been recognized as a representative of genuine quantum phenomena. This does not necessarily imply that the tunneling effect has nothing to do with underlying classical dynamics. What recently attracts much interest concerns the fact that quantum tunneling in multidimensional systems or more specifically in non-integrable systems strongly reflects the phase-space structures of the corresponding classical system [1, 2, 3, 4, 5, 6, 7, 8, 9, 10, 11].

What is specific in generic nonintegrable systems which are neither completely integrable nor fully chaotic is that phase space is divided into infinitely many invariant components and they are generally intermingled with each other. The transition between different invariant components is forbidden in classical dynamics, and invariant components form dynamical barriers in phase space. On the other hand, in quantum mechanics, the transition through dynamical barriers thus formed may be allowed as a result of quantum effects. In particular, based on the notion of quasimodes [12], the quantum transition between congruent tori which are symmetrically formed in phase space is called *dynamical tunneling* in the literature [13].

Dynamical tunneling happens in mixed-types phase space where invariant tori and chaotic regions coexist. This fact immediately invokes a question about the possible roles of chaos in the process of dynamical tunneling. The notion of *chaos-assisted tunneling* has been proposed to capture the situation where, besides quasi-doublet states localized on symmetrically formed congruent tori, chaotic states take part in the tunneling process [3]. Semiclassical analysis in the time domain also reveals that a bunch of tunneling trajectories associated

with chaos, or more precisely the Julia set in complex plane, is involved in dynamical tunneling in mixed phase space [7, 14]. What was commonly emphasized there was an aspect that *chaos enhances dynamical tunneling*.

On the contrary, we here focus on another aspect of the role of chaos. In particular, it may happen that *dynamical tunneling is suppressed even in the presence of chaos*. As explained below, there exist two competing effects behind the dynamical tunneling process, both of which originate from the nature of complex classical trajectories describing the tunneling transition from torus to chaos.

As shown in Refs. [7, 14], exponentially many complex trajectories, not a single instanton path as in integrable tunneling, contribute to the semiclassical time evolution operator which allows us to evaluate the tunneling amplitude from torus to chaotic regions. Such complex trajectories start from an initial state placed in the torus region and reach a final state in the chaotic sea. An important fact is that in the first stage in their itinerary these complex orbits have non-small imaginary components and move in the complex plane, whereas the orbits are soon attracted by the real plane along stable manifolds and then move very close to the real plane in the later stage. The rate of the attraction is exponentially fast, reflecting the fact that the behavior of the orbits is controlled by the stable manifolds of unstable periodic orbits in the real phase space [7, 14]. These observations imply that complex trajectories describing the tunneling transport have *amphibious* character: they act as tunneling orbits when they stay in the torus region and behave as if they are almost real orbits when reaching the chaotic sea [15]. A well recognized aspect of dynamical tunneling, that is, the enhancement of tunneling, is explained by the fact that the number of tunneling orbits is exponentially many [7, 14].

However, their contributions to the tunneling amplitude are merely “potentially existing”. This is because the time evolution in the later stage may involve opposite effects on the transport property, especially when *dynamical localization* governs the quantum dynamics in the chaotic region [16, 17, 18]. The amphibious nature of complex orbits predicts that the tunneling penetration through integrable barriers and the dynamics in the chaotic sea are not independent of each other, rather they must be closely related. Therefore, we expect that if the spreading of wave function is suppressed due to dynamical localization in the chaotic sea, which appears as a result of destructive interference effects, the tunneling transport is simultaneously suppressed. In other words, potentially existing tunneling orbits are exponentially many, but they interfere with each other to form localization. This is our working hypothesis and the purpose of this paper is just to verify that there exists strong interplay between dynamical tunneling and dynamical localization.

In order to confirm our hypothesis, that dynamical tunneling is significantly reduced as a consequence of dynamical localization, our strategy is to apply noise to destroy the destructive interference generating dynamical localization. The idea is essentially the same as the one which has been used to see that the recovery of classical diffusion occurs when external noise is applied to dynamically localized states [19, 20]. In the present case, to avoid noise-activated hopping from torus to chaos, we selectively add noise only to the chaotic region with the torus region being untouched.

We should mention that the interplay between dynamical tunneling and dynamical localization is crucial to understand the emergence of *amphibious eigenstates* [21, 22]. In [21, 22] they suggested the competition between the effective Heisenberg time and the tunneling time is important to determine whether eigenfunctions show amphibious nature. The former time scale concerns dynamical localization and the latter dynamical tunneling. Therefore, the *flooding* of eigenfunction found in [21, 22] can be interpreted as a consequence of the flooding of potentially existing tunneling orbits.

This paper is organized as follows. In Sec. II, we present an area-preserving map that is designed to have phase space clearly separated into torus and chaotic regions. To verify our hypothesis stated above, a noise term is added. The noise term is characterized by two parameters: the strength  $\epsilon$  and the distance  $l$  from the border between torus and chaotic sea. In Sec. III, we first investigate the case without noise as a reference for our subsequent argument about the case with noise. We especially show two typical behaviors of tunneling transition and the sensitive dependence of the tunneling amplitude on the variation in the system parameters. In Sec. IV, we provide numerical evidence demonstrating that the introduction of the noise qualitatively changes the nature of tunneling. We define a tunneling decay rate  $\gamma$ , which will be used to quantify the rate of tunneling penetra-

tion, and then show that it is strongly enhanced if noise is imposed. In Sec. V, we examine how the noise strength affects the tunneling decay with the smallest  $l$ , i.e., the noise being applied to the whole chaotic sea. For small  $\epsilon$ ,  $\gamma$  increases perturbatively as  $\epsilon^2$  increases. For large  $\epsilon$ ,  $\gamma$  saturates to a certain “classical value” and the parameter sensitivity of  $\gamma$  disappears. In Sec. VI, we focus on the  $l$ -dependence on  $\gamma$ , where we show that a characteristic scale of  $l$  coincides with the localization length of the chaotic sea. An interesting finding is that there exists a region of  $l$  in which the tunneling rate decreases even though Planck’s constant becomes large. This is exactly because of the strong interplay between dynamical tunneling and dynamical localization. In Sec. VII, we examine whether or not our result is valid for systems with a smoothed border between torus and chaotic regions. We show that almost all results obtained in cases with clearly separated phase space hold even in such generic situations. Finally, in Sec. VIII, we discuss our results and summarize the paper.

## II. DESIGNING PHASE-SPACE FOR CHAOTIC TUNNELING

Classical phase space in a mixed system is very complex in general; besides chaotic components, a variety of invariant components such as Kolmogorov-Arnold-Moser (KAM) circles, islands of stability, or cantori live together in a single phase space. Great difficulties arise not only in classical but also in quantum dynamics in mixed systems due to the immense complexity of phase space.

In order to avoid complicated effects due to the mixture of different types of invariant structures, one strategy is to make the phase space “clean.” Designing sharply divided phase space in a class of piecewise linear map is in this spirit [23], and the recent finding of mushroom billiards also provides a good testing ground for a precise understanding of mixed systems [24].

### A. Model system

We here present our system whose classical phase space is clearly separated into torus and chaotic regions. Let us consider the one-dimensional kicked rotor described by the Hamiltonian

$$H(p, q, t) = T(p) + V(q) \sum_{n=-\infty}^{\infty} \delta(t - n), \quad (1)$$

where  $p$  and  $q$  are the momentum and the position (angle) of rotor, respectively. The corresponding classical dynamics is reduced to the area preserving map

$$F : \begin{pmatrix} p_{n+1} \\ q_{n+1} \end{pmatrix} = \begin{pmatrix} p_n - V'(q_n) \\ q_n + T'(p_{n+1}) \end{pmatrix}. \quad (2)$$

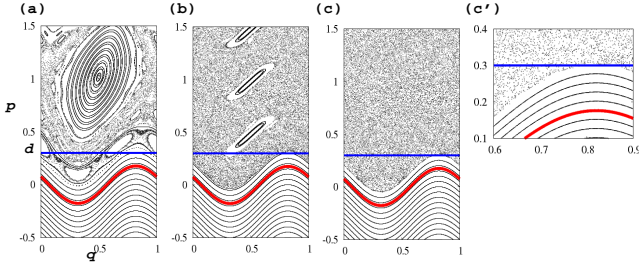


FIG. 1: (Color online) Phase space portraits of the classical map (1) with  $T(p) = T_0(p)$  (Eq. (3)). The parameters are set to be  $d = 0.3$ ,  $\omega = 0.6418 \dots$ ,  $k = 2$  and (a)  $s = 0.5$ , (b)  $s = 2$ , and (c)  $s = 4$ . The smoothing parameter  $\beta = 100$  is chosen so that the border between torus and chaotic regions is clear. Note that the border is not sharp in the strict sense (see text). A magnification of the area around the border in the case of  $s = 4$  is shown in (c'). For small  $s$ , there are big islands in the chaotic sea and also around the border. On the other hand, if  $s$  is sufficiently large, e.g.,  $s = 4$ , these islands become so small that the influence of these almost invisible islands on dynamical tunneling is negligible.

To realize the phase space which is clearly separated into regular and chaotic regions, we take the kinetic and potential terms in the following way: for the kinetic term, we have

$$T_0(p) = \frac{1}{2}s(p-d)^2\theta_\beta(p-d) + \omega(p-d), \quad (3)$$

where  $\theta_\beta(x)$  denotes a smoothed step function with a parameter  $\beta(>0)$ :

$$\theta_\beta(x) \equiv \frac{1}{2} \{1 + \tanh(\beta x)\}, \quad (4)$$

e.g.,  $\theta_\beta(x) \rightarrow 0$  as  $x \rightarrow -\infty$  and  $\theta_\beta(x) \rightarrow 1$  as  $x \rightarrow +\infty$ .  $\lim_{\beta \rightarrow \infty} \theta_\beta(x)$  gives the Heaviside step function. For  $p \ll d$ ,  $T_0(p) \simeq \omega(p-d)$  is a kinetic term for a linear rotor with a rotation number  $\omega$ . On the other hand, above the “border”  $p = d$  in the momentum space, the quadratic term  $s(p-d)^2/2$  appears in the kinetic term. Throughout this paper we employ the following potential term

$$V(q) = \frac{k}{4\pi^2} \cos(2\pi q). \quad (5)$$

We therefore have, for  $p \ll d$ ,

$$H \approx \omega(p-d) + \frac{k}{4\pi^2} \cos(2\pi q) \sum_{n=-\infty}^{\infty} \delta(t-n) \quad (6)$$

which is completely integrable, and, for  $p \gg d$ ,

$$H \approx \frac{1}{2}s(p-d)^2 + \omega(p-d) + \frac{k}{4\pi^2} \cos(2\pi q) \sum_{n=-\infty}^{\infty} \delta(t-n), \quad (7)$$

which is reduced to the standard mapping with a nonlinearity parameter  $sk$  under an appropriate scaling of the

Hamiltonian and a shift in the momentum space. Figure 1 shows examples of the classical phase space with several different values of  $s$ . In the following, we will examine the case of  $s = 4$  where phase space is clearly separated into torus and chaotic regions. As shown in Fig. 1 (c), when  $s = 4$  the islands around the border between torus and the chaotic regions are almost invisible. However, it should be noted that the border is not as sharp as in a previously studied class of piecewise linear map [23] or mushroom billiards [24]. One can find tiny island chains in much more magnified figures.

## B. Introduction of the effect of noise

As is well known, dynamical localization occurs as a result of destructive interference in the chaotic sea [16, 17, 18]. Conversely, once quantum interference is destroyed in some way, classical diffusion is recovered [19, 20]. In a similar way, we will verify that chaotic tunneling is suppressed by dynamical localization in the chaotic sea by examining whether or not potentially existing chaotic tunneling is recovered if destructive interference creating dynamical localization is attenuated.

A simple way to destroy quantum interference is, as done in numerical tests to see the recovery of classical diffusion [19, 20], to apply noise to chaotic seas. However, the introduction of noise needs to be done carefully and should only be limited to chaotic regions, otherwise the tunneling process will be contaminated by the thermal hopping between the torus and the chaotic seas. In order to avoid the transition from the torus region into chaotic sea, noise will be applied only to the region that is far from the torus, say  $p > L (> d)$ . We employ the following modification to the kinetic term to realize such momentum-dependent noise:

$$T_\epsilon(p, n) = T_0(p) + \epsilon \xi_n(p-L)\theta_\beta(p-L), \quad (8)$$

where  $\epsilon$  is the noise strength and  $\xi_n$  is a stochastic variable. We assume that  $\xi_n$  obeys a Gaussian distribution:

$$\langle \xi_n \rangle = 0, \quad \langle \xi_n \xi_m \rangle = \delta_{mn}, \quad (9)$$

where  $\langle \cdot \rangle$  denotes the ensemble average.

## C. Quantum map

The quantum dynamics associated with the classical map Eq. (2) is presented following the standard quantization procedure of quantum maps. Due to the periodicity of the map Eq. (2) in  $q$ , the periodic boundary condition (with a period 1) is imposed on the wave function in the position representation. We also impose the periodic boundary condition in the momentum space  $-\frac{W}{2} \leq p \leq \frac{W}{2}$ . As a result of these boundary conditions, the effective Planck’s constant is thus quantized as

$$h = \frac{W}{N}, \quad (10)$$

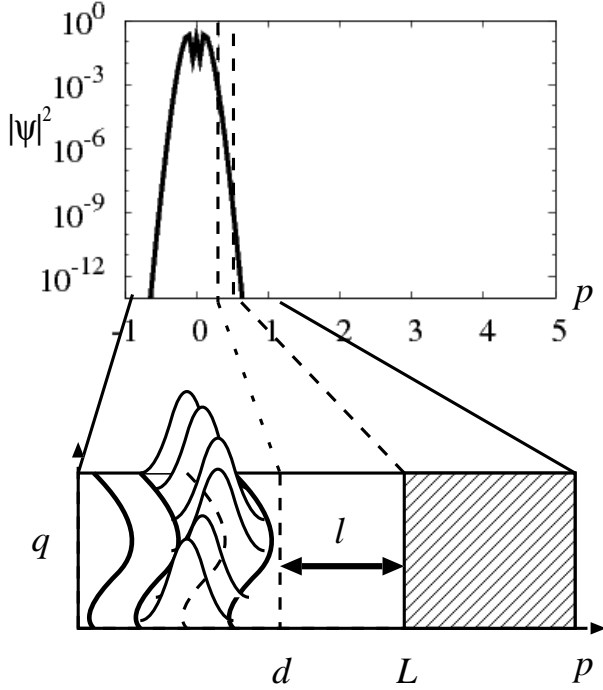


FIG. 2: Probability distribution of initial wave function in the momentum space (upper) and its schematic illustration in phase space (lower). We impose noise on the shaded domain.

where  $N$  is the dimension of the Hilbert space of the system. Furthermore, in order to avoid the finite size effect in the diffusion process, an absorbing boundary is set at  $p = p_{\text{cutoff}}$ . We deliberately choose  $p_{\text{cutoff}}$  large enough to ensure the convergence of the characteristics of dynamical tunneling from torus to chaotic sea [25]. A unit time evolution of the state vector  $|\psi_n\rangle$  is described by the quantum map

$$|\psi_{n+1}\rangle = \hat{U}|\psi_n\rangle, \quad (11)$$

where  $\hat{U}$  is the time evolution operator for a unit time interval

$$\hat{U} = \exp\left(-\frac{2\pi i}{h}T(\hat{p})\right) \exp\left(-\frac{2\pi i}{h}V(\hat{q})\right). \quad (12)$$

### III. TUNNELING DOUBLET, SUPPRESSION OF DECAY, AND DYNAMICAL LOCALIZATION IN THE SYSTEM WITHOUT NOISE

Before studying the case where the noise term is present, we show that the tunneling process from the torus to the chaotic region is sensitive to the change in system parameters, even though the classical phase space of our system has carefully been designed to remove resonance islands. The result tells us that the quantum interference effect is very relevant in the issue of dynamical tunneling, and it strongly affects the transition process

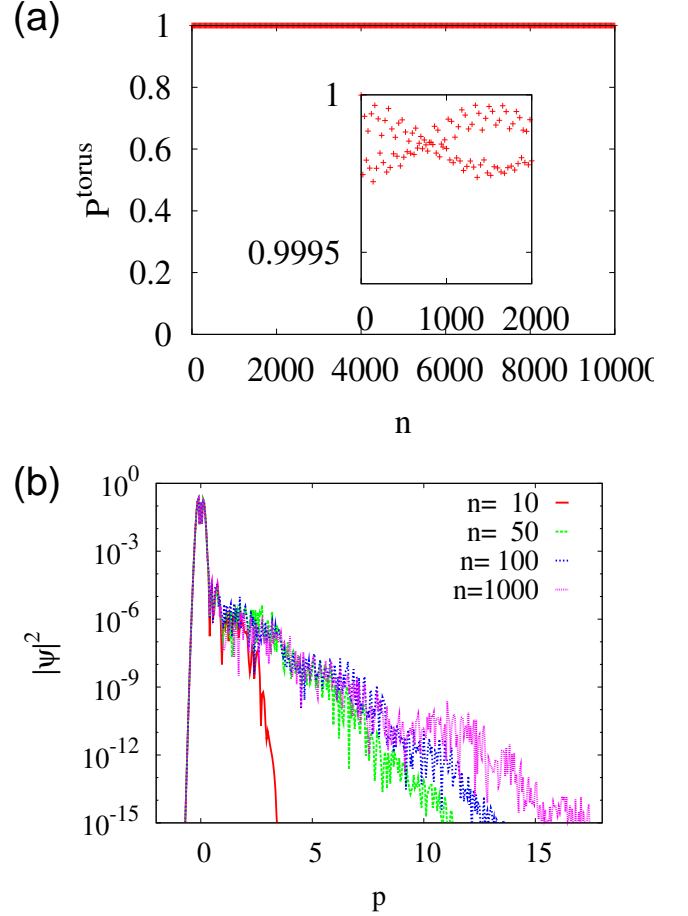


FIG. 3: (Color online) An example of the off-resonant case ( $s = 4.2566 \dots$ ) with  $h = 1/20$ ,  $W = 40$  and  $p_{\text{cutoff}} = 18$ . Other parameters are the same as Fig. 1. At  $n = 0$  almost all of the probability is localized in the torus region. (a)  $P_n^{\text{torus}}$  as a function of time step  $n$ . During the time evolution,  $P_n^{\text{torus}}$  keeps almost unity value. In the inset, we magnify the tiny oscillation of  $P_n^{\text{torus}}$ . (b) Snapshots of the momentum distribution  $|\psi_n(p)|^2$ . The border between the torus and chaotic regions is at  $d = 0.3$ . The diffusion in the chaotic sea is suppressed by dynamical localization, so the probability distribution tends to a stationary distribution with an exponentially decaying tail, which is characteristic of dynamical localization in the chaotic sea.

Hereafter, the time evolution of tunneling is quantitatively monitored using

$$P_n^{\text{torus}} = \int_{p_a}^{p_b} |\psi_n(p)|^2 dp, \quad (13)$$

where  $\psi_n(p)$  is the wave function in the momentum representation at the  $n$ -th step, and parameters  $p_a$  and  $p_b$  are appropriately chosen to enclose the torus region. We use  $p_a = -W/2$  and  $p_b = d$  in the following [26].

Throughout this paper, the initial wave function is taken as an eigenstate of the linear rotor Eq. (6). As explained in Appendix A, the initial wave function  $\psi^{\text{torus}}(q; p_c)$  in the position representation is specified by



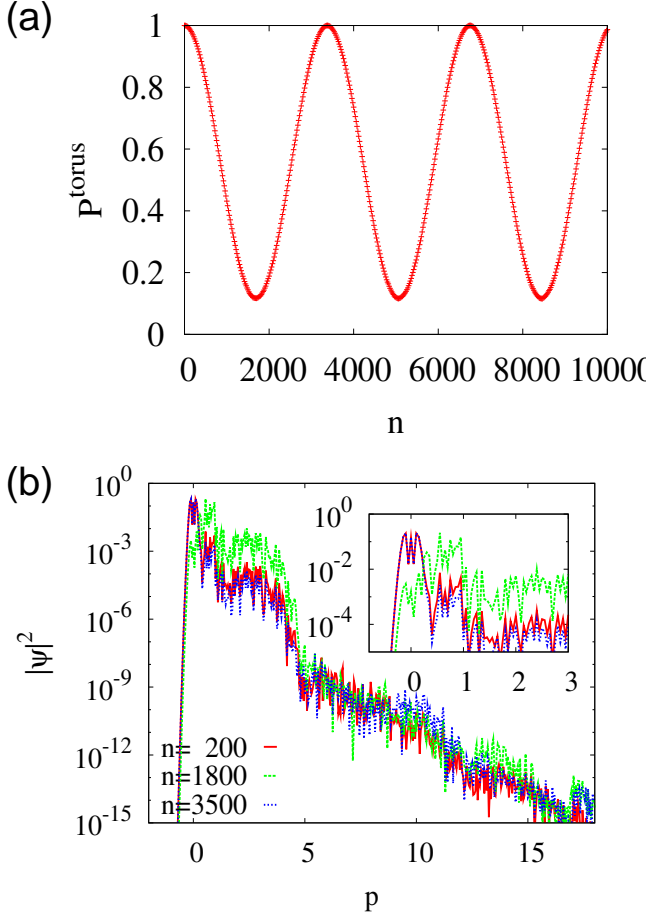


FIG. 4: (Color online) An example of the resonant case. Except for  $s (= 4.2178 \dots)$ , the values of the parameters are the same as in Fig. 3. (a)  $P_n^{\text{torus}}$  as a function of time step  $n$ . A large oscillation ranging from 0.1 to 1.0 is observed. (b) Snapshots of the momentum distribution  $|\psi_n(p)|^2$  at  $n = 200, 1800$  and  $3500$ , each of which corresponds to an extremum in the curve shown in (a). Dynamical localization occurs in the chaotic region, as it does for the off-resonant case. In the inset, tunneling oscillation between the torus region  $p < d$  and a part of the chaotic sea  $d < p < 5$  are magnified.

$p_c$ , where  $p_c$  represents the “average” of the momentum of the torus [27]. The initial state is placed just below the border between the torus and the chaotic sea, i.e.  $p_c = 0$  (see Fig. 2). This is because the tunneling amplitude becomes too small compared to the numerical precision if the initial state is placed too far from the border.

As mentioned above, even with a small change in parameters,  $P_n^{\text{torus}}$  changes rather drastically and there appears a variety of oscillatory patterns in the plot of  $P_n^{\text{torus}}$ . In the following, we show two typical examples. As seen below, in spite of only slightly different values of  $s$ , oscillatory patterns are entirely different. Note that variation in  $s$  does not have any effect on the integrable region. It only affects chaotic regions. The classical phase space portrait is therefore almost unchanged under a small change in  $s$ .

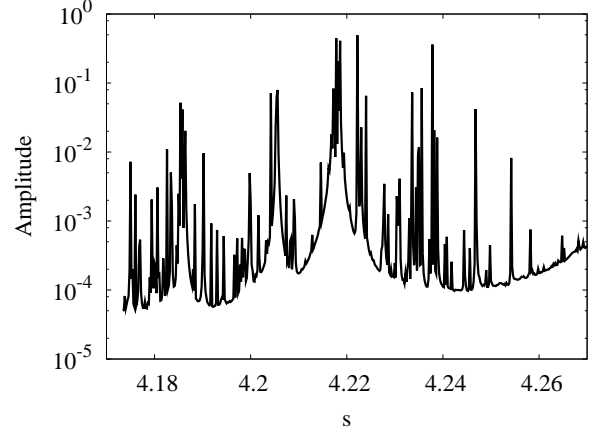


FIG. 5: The oscillation amplitude of  $P_n^{\text{torus}}$  as a function of  $s$ .

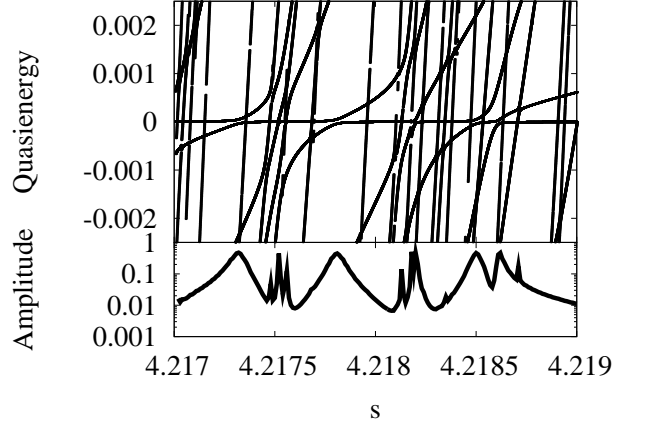


FIG. 6: Quasienergies of torus and chaotic states (upper) and the magnification of oscillation amplitude of  $P_n^{\text{torus}}$  in Fig. 5 as a function  $s$  (lower). Only the quasienergies of the eigenstates whose momentum expectation values fall within the range  $-0.2 < p < 6.0$  are shown [29], because the chaotic states which have large contribution to the oscillation are expected to be near the torus state. A line running in the horizontal direction represents an eigenenergy associated with a torus eigenstate. It forms many avoided crossings with energy levels corresponding to chaotic states. Note that peaks of oscillation amplitude appear when avoided crossings occur.

First we depict the time evolution of  $P_n^{\text{torus}}$  in the case of  $s = 4.2566 \dots$  (see Fig. 3). We hereafter call this the *off-resonant* case [28].  $P_n^{\text{torus}}$  keeps almost unity value as shown in Fig. 3(a), which means that most of the probability amplitude is confined within the torus region. On the other hand, as shown in Fig. 3 (b), the snapshots of the log-scaled probability distribution in the momentum representation, once the tunneling transition from the torus to chaotic region occurs, the wave function starts to diffuse into the chaotic sea. However, the diffusion is gradually saturated and the wave function asymptotically approaches a stationary shape. This is a result of

dynamical localization. In other words, almost all of the probability amplitude that tunnels out of the torus region is confined in a region  $d < p < d + \xi$ . Here  $\xi$  represents the localization length in the chaotic sea [17].

Next, we slightly change the parameter to  $s = 4.2178 \dots$  (see Fig. 4). In contrast with the previous case shown in Fig. 3(a),  $P_n^{\text{torus}}$  exhibits a periodic oscillation (see Fig. 4(a)). In accordance with the oscillation of  $P_n^{\text{torus}}$ , as shown in Fig. 4(b), the momentum distribution also exhibits a recurrent pattern. Initially, the wave function is localized within the torus region. As time elapses, most of the probability amplitude escapes to the chaotic region. After that, the wave function comes back to the torus region. Such a recurrent oscillation strongly suggests the emergence of a tunneling doublet composed by a torus and a chaotic state. We call this type of behavior the *resonant case* [28].

To see large fluctuation with the variation in  $s$  more explicitly, we present in Fig. 5 the amplitude of the time-dependent oscillation of  $P_n^{\text{torus}}$  as a function of  $s$ . Such an erratic oscillation pattern reminds us of chaos-assisted tunneling, where the tunnel splitting between symmetry-related torus states exhibits strong fluctuation with variation in parameters [1, 3]. In the case of chaos-assisted tunneling, the fluctuation is induced by avoided crossings that involve the torus and the chaotic states.

Now we explain the origin of the sensitivity of the tunneling to the variation in  $s$  in the present case. This is also due to the sensitivity of accidental degeneracies between torus and chaotic states. As evidence, we compare the quasienergies and the oscillation amplitude of  $P_n^{\text{torus}}$  in Fig. 6. Since  $s$  mainly affects the dynamics in the chaotic sea, the quasienergies of the torus states keep almost constant and form avoided crossings with many energy levels corresponding to chaotic states. Around these avoided crossings, coherent oscillation between torus and chaotic states occurs. In Fig. 6, we clearly see the correspondence between peaks of the oscillation amplitude and positions of avoided crossings. Note that the period of the tunneling oscillation is well described by the formula  $T_{\text{osc}} = 2\pi\hbar/\Delta$ , where  $\Delta$  is the gap of quasienergies.

We remark on the influence of the absorbing boundary. The distance between the positions of the border  $d$  and the absorbing boundary  $p_{\text{cutoff}}$  is much larger than the localization length, *e.g.*,  $p_{\text{cutoff}} - d \gg \xi$ . The probability amplitude which reaches the absorbing boundary is exponentially small, even if almost all of the probability amplitude temporarily gets out of the torus region in the resonant case (see Fig. 4(b)). Hence the influence from the absorbing boundary is virtually negligible. In this sense, the wave function is approximately bounded around the torus region or the nearby chaotic sea.

We summarize our findings in this section. In the absence of noise, the behavior of the wave function launched from the torus region sensitively depends on the parameter  $s$  while classical dynamics does not. This is explained by the presence of the near-degeneracies of quasienergies. In particular, we discovered a new kind of tunneling dou-

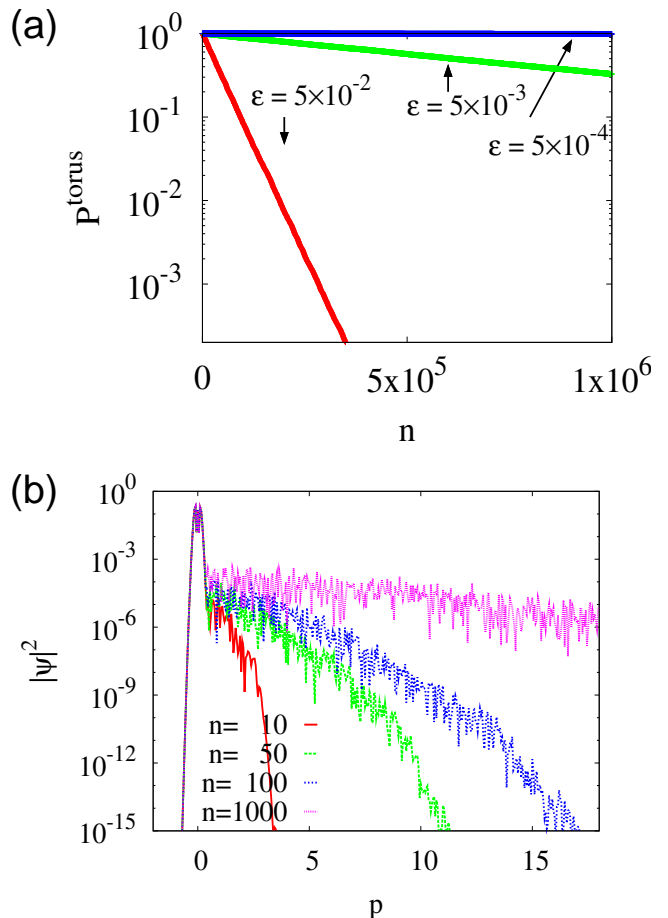


FIG. 7: (Color online) The off-resonant case under the presence of noise with  $L = d + 0.2$ . The other parameters are the same as in Fig. 3. (a)  $P_n^{\text{torus}}$  exhibits exponential decay, where the exponent increases as  $\epsilon$  increases. (b) We depict snapshots of the probability distribution at  $\epsilon = 0.005$ . For large  $n (\geq 100)$ , the effect of noise becomes significant (cf. Fig. 3(b)).

blets that couples a torus state with a chaotic state that exhibits dynamical localization.

#### IV. EXPONENTIAL DECAY DUE TO THE BREAKDOWN OF DYNAMICAL LOCALIZATION

As shown in the previous section, the tail of the wave function, which is initially localized and exponentially decaying towards the chaotic sea, gradually spreads over the chaotic sea as time proceeds and dynamical localization controls the nature of the wave function there. In other words, dynamical tunneling necessarily accompanies dynamical localization in the chaotic sea.

To examine the influence of dynamical localization on the tunneling process further, we will add external noise to the chaotic region to attenuate dynamical localization.

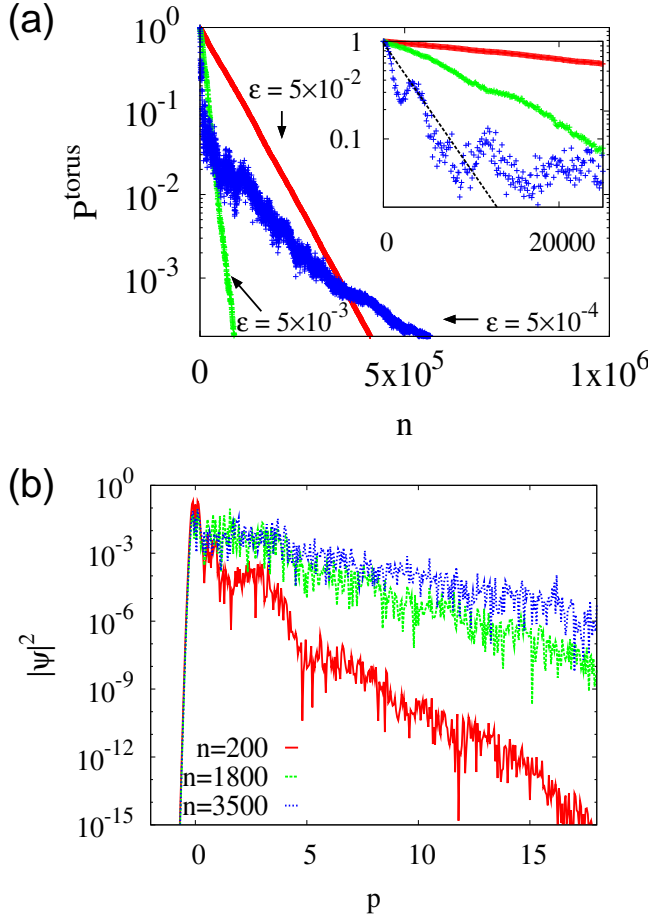


FIG. 8: (Color online) The resonant case with noise ( $L = d + 0.2$ ). The other parameters are the same as in Fig. 7. (a)  $P_n^{\text{torus}}$  exhibits oscillatory decay for  $\epsilon = 5 \times 10^{-4}$ . To introduce a decay rate, we fit an exponential curve to the oscillatory decay for short time steps (e.g.  $n \leq 10^4$ ). A dashed line in the inset depicts the result of the fitting to the oscillatory decay. As the effect of noise increases, the resonant oscillation disappears and  $P_n^{\text{torus}}$  shows exponential decay for longer time steps, where the decay rate slows down in contrast with the off-resonant case. The decay rate for the strongest noise (e.g.  $\epsilon = 0.005$ ) is almost the same as that for the off-resonant case. (see Fig. 7(a)). (b) Snapshots of the time evolution at  $\epsilon = 5 \times 10^{-4}$  are presented. Each time step corresponds to the time step in Fig. 4(b).

As is explained in Section II B, the kinetic term of our kicked Hamiltonian is replaced with  $T_\epsilon(p, n)$  (Eq. (8)), where noise is applied only to the region  $p > L$ . To avoid contaminating the tunneling process with “thermal agitation”, we impose the condition  $L > d$ . Furthermore, in this section, we make  $L$  as small as possible to observe the case where dynamical localization is attenuated in the whole chaotic sea. In the following, we examine the effect of noise for both resonant and off-resonant cases.

First, for the off-resonant case ( $s = 4.2566 \dots$ ), we can explicitly see from Fig. 7(a) that unlimited diffusion does take place [30], which is in sharp contrast to Fig. 3.

More importantly  $P_n^{\text{torus}}$  decays exponentially, and its decay rate depends on the intensity of the noise. As seen in Fig. 7(a), the decay rate gets larger with the increase in the noise intensity. The origin of the exponential decay of  $P_n^{\text{torus}}$  can be attributed to the tunneling effect, since we apply noise so that it does not affect the classical dynamics in the torus region. In other words, the exponential decay has nothing to do with thermal hopping from the torus into the chaotic regions. Typical snapshots of the probability distribution are shown in Fig. 7(b), where the effect of noise becomes significant at larger  $n$ .

Thus we show for the first time that chaotic tunneling from a torus into chaotic regions is enhanced drastically even though the noise is added only to the chaotic sea. This means that the recovery of diffusion in the chaotic region or the disappearance of dynamical localization gives rise to drastic enhancement of dynamical tunneling, or alternatively stated, dynamical localization suppresses dynamical tunneling.

Second, we examine the resonant case ( $s = 4.2178 \dots$ ), where  $P_n^{\text{torus}}$  periodically oscillates in time. In the presence of noise, the behavior of  $P_n^{\text{torus}}$  is sensitive to  $\epsilon$  (see Fig. 8(a)).  $P_n^{\text{torus}}$  decays much faster than in the off-resonant case (see Fig. 7(a)). This is because dynamical tunneling, whose restoration is due to the presence of noise, as in the off-resonant case, is pumped by the resonance, which remains because the noise intensity is still small enough. Snapshots of probability distribution are shown in Fig. 8(b). We also show a magnified view of Husimi functions in Fig. 9 to explain the pumping. For larger  $\epsilon$ ,  $P_n^{\text{torus}}$  exhibits exponential decay. Furthermore, as  $\epsilon$  increases, the decay of  $P_n^{\text{torus}}$  becomes slower, in contrast with the off-resonant case. This suggests that the effect of resonance becomes weaker as the noise intensity becomes larger.

These observations motivate us to introduce a decay rate  $\gamma$  for  $P_n^{\text{torus}}$  to characterize the restoration of dynamical tunneling, at least in an early stage, e.g.,  $n \lesssim 10^4 \sim 10^6$  steps in Figs. 7 and 8. We should remark, however, that the fitting is rather subtle for weak  $\epsilon$  in the resonant case, where the “early stage” becomes rather short, e.g.,  $n \lesssim 10^4$  in the example shown in Fig. 8.

## V. NOISE STRENGTH DEPENDENCE OF CHAOTIC TUNNELING

In this section, we examine the dependence of the tunneling decay rate  $\gamma$ , introduced in the previous section, on the noise strength  $\epsilon$ . We first recall the studies on the effect of noise on dynamical localization [19, 20], in which it was reported that the diffusion rate of quantum systems when noise is imposed depends on the noise strength. More precisely, if noise is weak enough, the behavior of the diffusion rate as a function of the noise strength is understood within a perturbation theory: the diffusion rate scales with the square of noise strength. In contrast, if noise is stronger than a certain threshold, the

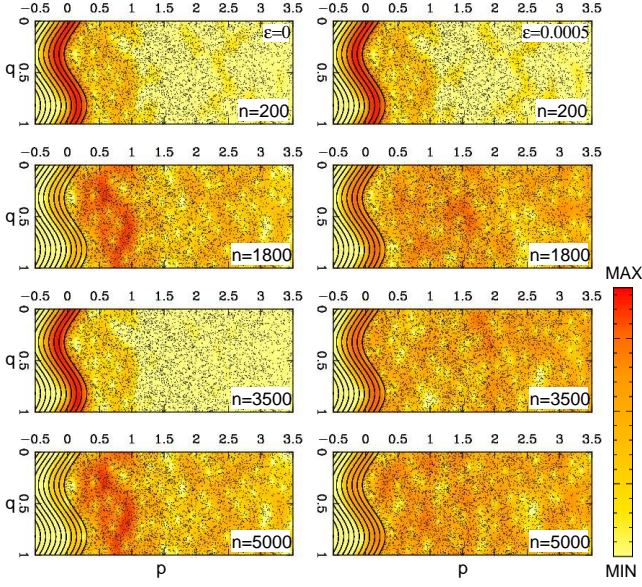


FIG. 9: (Color online) Time evolution of Husimi functions (in a logarithmic scale) in the resonant case for  $\epsilon = 0$  (left column) and  $\epsilon = 0.0005$  (right column) at  $n = 200, 1800, 3500$  and  $5000$  (from top to bottom). The corresponding phase space portrait is superposed. The other parameters are the same as in Figs. 4 and 8. For  $\epsilon = 0$ , there occurs coherent tunneling between the torus region and the chaotic sea. At  $n = 1800$  and  $n = 5000$ , the system completely tunnels out to a localized region in the chaotic sea. The system periodically comes back to the torus region (e.g.,  $n = 3500$ ). Hence the “pumping out” and “pumping back” of wavepacket between the torus region and chaotic seas cancels out in the absence of noise in the long time average. The pumping still remains for  $\epsilon = 0.0005$ , though the cancellation is broken. On a short time scale, the effect of noise is negligible ( $n = 200$ ). At  $n = 1800$ , the noise hinders the tunneling from the torus partially, and at the same time, promotes the diffusion at the chaotic sea. The discrepancy due to the noise is more evident at  $n = 3500$ . Although  $P_{n=3500}^{\text{torus}}$  is far larger than  $P_{n=1800}^{\text{torus}}$  (see the inset of Fig. 8 (a)), the recurrence is not quite perfect. In the chaotic sea, there remains a diffusive component, which is produced by the tunneling in the previous steps and fails to back to the torus region. This explains why the pumping that occurs in the resonant case promotes the tunneling decay (see, Figs. 7 (a) and 8 (a)).

diffusion rate saturates to a classical value. We here expect that a similar dependence of tunneling on the noise intensity would be observed. Figure 10 actually verifies this prediction. Below we will explain how  $\gamma$  depends on  $\epsilon$  in more detail.

When noise is weak ( $\epsilon/h \ll 1$ ), the decay rate  $\gamma$  is proportional to  $(\epsilon/h)^2$ . This behavior can be, although not explicitly shown here, reproduced by performing a perturbation expansion with respect to a small parameter  $\epsilon$ . Qualitatively, exponentially decaying behavior is observed as a result of destruction of dynamical localization, therefore, as the degree of destruction is increased, the decay rate  $\gamma$  grows. Furthermore,  $\gamma$  strongly depends

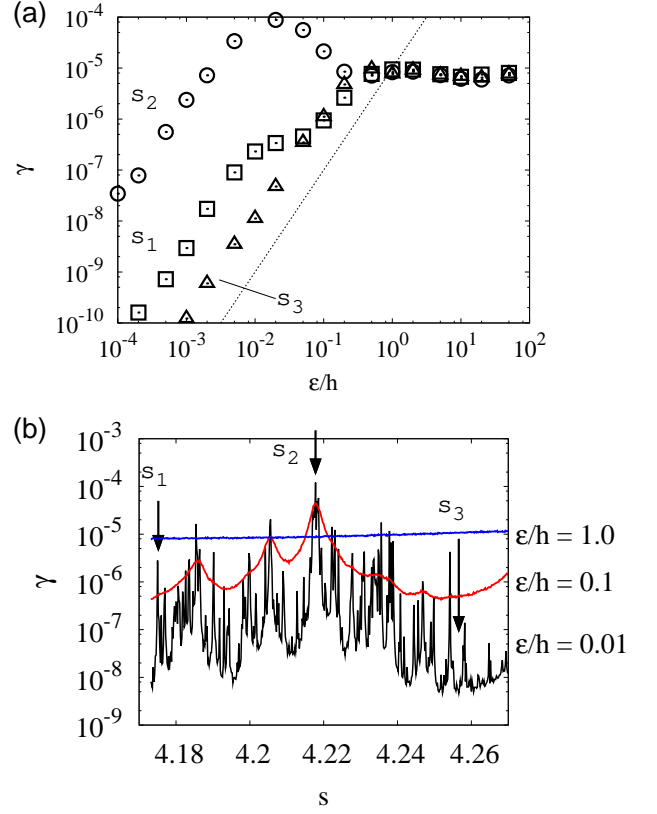


FIG. 10: (Color online) (a) The decay rate  $\gamma$  as a function of  $\epsilon/h$  for different values of the parameter  $s = s_1 (= 4.175\cdots)$ ,  $s_2 (= 4.2178\cdots)$  and  $s_3 (= 4.2566\cdots)$ . The former two correspond to resonant cases and the latter to an off-resonant case. The other parameters are the same as in Fig. 3. When the effect of noise is weak, the tunneling decay rate obeys a perturbative behavior  $\gamma \sim \epsilon^2$  (dotted line).  $\gamma$  is saturated in the strong intensity regime ( $\epsilon/h > 1$ ). (b) The decay rate  $\gamma$  as a function of  $s$  for different  $\epsilon/h$ . Arrows indicate  $s_j$ 's. The locations of the peaks for small  $\epsilon$  coincide with the resonances of the unperturbed system (see also Fig. 5).

on the parameter  $s$ , and in particular, the locations of the peaks for finite  $\epsilon$  coincide with the resonances of the unperturbed system ( $\epsilon = 0$ ), which is shown in Fig. 10 (b). This means that the effect of resonance persists in the perturbative regime.

When  $\epsilon$  lies in an intermediate region, the decay rate  $\gamma$  is still influenced by the effect of noise. In the off-resonant case,  $\gamma$  obeys the perturbative behavior over a rather wide range of  $\epsilon$ . On the other hand, in the resonant case, the perturbative argument is not applicable in the intermediate region, and the rate of growth of  $\gamma$  with  $\epsilon$  depends on  $s$ . Two typical examples are shown in Fig. 10 (a) ( $10^{-2} < \epsilon/h < 1$ ). With  $s = s_1$ , the rate of growth of  $\gamma$  with  $\epsilon^2$  temporarily decreases and  $\gamma$  converges to the value for the off-resonant case ( $s = s_3$ ) as  $\epsilon$  is increased. In another case,  $s = s_2$  in Fig. 10 (a),  $\gamma$  temporarily decreases even with increase in  $\epsilon$ . A possible explanation is that the effect of resonance is attenuated



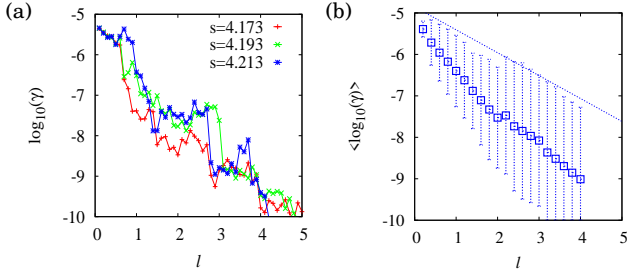


FIG. 11: (Color online) (a) The logarithm of the tunneling rate  $\gamma$  as a function of  $l = L - d$  for several values of  $s$ . (b) The average and variance of  $\log_{10} \gamma$ . A theoretical line  $\gamma_{\text{theory}} \sim e^{-2l/\xi}$  (see text) is drawn as a dashed line. The parameters are  $h = 1/20$  and  $\epsilon/h = 5$ .

by moderate noise.

We summarize the results for weak and intermediate noise intensity regions: an overall trend is that  $\gamma$  increases on average, whereas the fluctuation of  $\gamma$  decreases with increase in  $\epsilon$ . This suggests that, in the weak and intermediate regions, there exists a competition of two different interference effects; one is a constructive interference induced by resonances, and the other a destructive interference associated with dynamical localization. The former and the latter correspond to the changes of the fluctuation and the average of  $\gamma$ , respectively.

For large  $\epsilon$ , it is natural to expect that these interference effects become totally incoherent. Indeed, we numerically find that  $\gamma$  is almost independent of  $s$ , which is shown in Fig 10. What is most important is that  $\gamma$  seems to converge to a certain value. The existence of the plateau regime (in the noise strength dependence of the tunneling rate) strongly suggests a “classical value” of the tunneling rate  $\gamma$  in the incoherent limit. If this is the case, it must be evaluated based on complex classical orbits.

## VI. PARTIAL DESTRUCTION OF DYNAMICAL LOCALIZATION

In the cases considered so far, noise was applied to the whole chaotic sea, that is  $L \approx d$ . In this section, we see how the decay rate  $\gamma$  behaves and how the localization length  $\xi$  depends on  $\gamma$  when noise is applied only to the limited chaotic region which is distant from the torus region, that is  $L > d$ . In the following we denote the width of the unperturbed chaotic region, that is the region without noise, by  $l = L - d$  as shown in Fig. 2 schematically.

For  $l > 0$ , since dynamical localization remains in the unperturbed chaotic region  $d < p < L$ , we can expect that dynamical tunneling is suppressed partially by the remaining localization. On the other hand, in the perturbed region  $p > L$ , we can expect that noise destroys dynamical localization to restore the diffusion process for

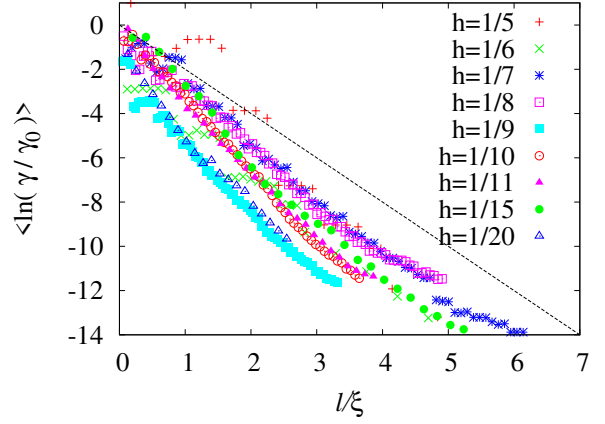


FIG. 12: (Color online) The scaled exponent of the decay rate  $\langle \log(\gamma/\gamma_0) \rangle_s$  as a function of the scaled width  $l/\xi$ . The dotted straight line is the relation (14) with  $\alpha = 2$ .

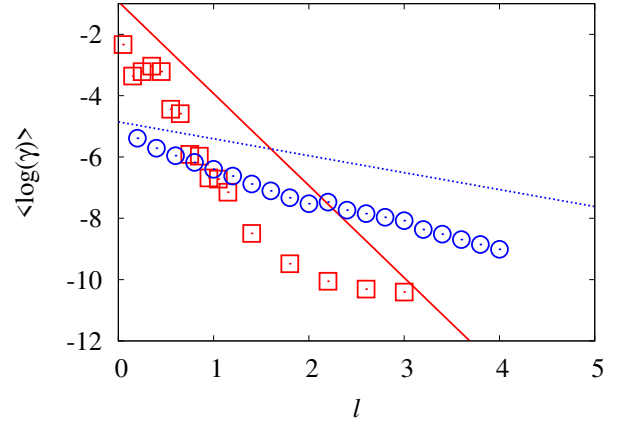


FIG. 13: (Color online) Ensemble averaged decay rates  $\langle \log_{10} \gamma \rangle_s$  for  $h = 1/5$  (square) and  $1/20$  (circle). The theoretical lines  $\gamma \sim e^{-2l/\xi}$  are also drawn. The undershoot in the plot of  $h = 1/5$  is an artifact of numerical fitting to the data from the limited time evolution, e.g.  $n < 10^7$ . When the width  $l$  is large ( $l > 1$ ), the decay rates with a smaller Planck’s constant ( $h = 1/20$ ) become larger than those with a larger Planck’s constant. This is because the localization length  $\xi$  increases as the Planck’s constant decreases.

the same reason as discussed above. The latter is again supposed to help the restoration of the chaotic tunneling. In order to avoid complications, we here restrict ourselves to the case where the noise intensity is sufficiently large, which corresponds to the case with large  $\epsilon$  examined in the previous section.

As is shown in Fig. 11, we found that  $\gamma$  tends to decrease exponentially as  $l$  increases. Furthermore, when  $l$  is larger than a certain value,  $\gamma$  strongly fluctuates with respect to  $s$ . An interpretation for the presence of large fluctuation is that the resonance previously observed in the perturbative regime (i.e., smaller  $\epsilon$ ) with  $l \approx 0$  is re-

covered. It should also be noted that  $\gamma$  is not monotonic with  $l$ . We suppose that this is also due to the recovery of the resonance, whose quasienergy gap is modulated by  $l$ .

In the following, we discuss a gross feature of the  $\gamma$ -dependence on  $l$  through an ensemble average with respect to  $s$  within a narrow interval  $\Delta s = 0.05$ . Since the fluctuation of  $\gamma$  is rather large, we take the average  $\langle \ln \gamma \rangle_s$ , instead of  $\langle \gamma \rangle_s$ . As shown in Fig. 11(b), the average  $\langle \ln \gamma \rangle_s$  decreases monotonically as a function of  $l$ . This is consistent with exponential dependence of  $\gamma$  on  $l$ . On the other hand, the fluctuation of  $\ln \gamma$  gradually becomes larger as  $l$  increases. This is due to the presence of resonances as explained above.

The exponentially decaying behavior of  $\gamma$  as a function of  $l$  suggests the presence of a characteristic momentum scale. It is simplest to hypothesize the following dependence of  $\gamma$  on the localization length  $\xi$  of the unperturbed chaotic region.

$$\langle \ln \gamma \rangle_s \sim \ln \gamma_0 - \alpha \frac{l}{\xi} \quad (14)$$

where  $\gamma_0$  and  $\alpha$  are constants.

To examine the validity of this hypothesis, we first determine the localization length  $\xi$  by fitting the slope of the probability distribution numerically. The value of  $\alpha$  can be roughly estimated using the following perturbative argument. Let a wavepacket evolve from the torus without noise. If we wait long enough, the wavepacket becomes a superposition of the torus state and a chaotic state. The latter exhibits dynamical localization in the chaotic sea (see, Sec. III). In this case, the envelope of the wave function in the momentum representation takes the exponential form  $\simeq e^{-p/\xi}$  in the chaotic sea. Once we impose noise at  $p > L$ , tunneling penetration starts. We assume that the wave function for  $p < L$  is almost unchanged in spite of the presence of noise. Then the rate of the tunneling would be proportional to  $|e^{-L/\xi}|^2$ . This implies  $\alpha = 2$ . A test of our argument for  $h = 1/20$  is shown in Fig. 11(b). The result suggests  $\alpha$  should be slightly larger than 2.

In Fig. 12, the validity of Eq. (14) for various values of  $h$  is examined. If  $\alpha$  in Eq. (14) is assumed to be independent of  $h$ ,  $\gamma$  depends on  $h$  only through  $\gamma_0$  and  $\xi$ . Hence we check how the scaled decay rate  $\langle \ln(\gamma/\gamma_0) \rangle_s$  depends on the scaled width of the unperturbed chaotic region  $l/\xi$ . The results in Fig. 12 roughly validate our assumed scaling relation Eq. (14) with  $\alpha$  slightly less than 2. We thus conclude that the localization length is a crucial factor for determining  $\gamma$ . In other words, chaotic tunneling is shown to be strongly correlated with dynamical localization in such a way.

We discuss an implication of the scaling relation (14) for  $h$ -dependence on  $\gamma$ . On one hand,  $\gamma_0$  decreases as  $h \rightarrow 0$ . On the other hand, the localization length  $\xi$  increases as  $h \rightarrow 0$  [17]. Hence,  $h$  dependence of  $\gamma \simeq \gamma_0 \exp(-\alpha l/\xi)$  for a given value of  $l$  is not monotonic, provided  $l > 0$ . An example is shown in Fig. 13,

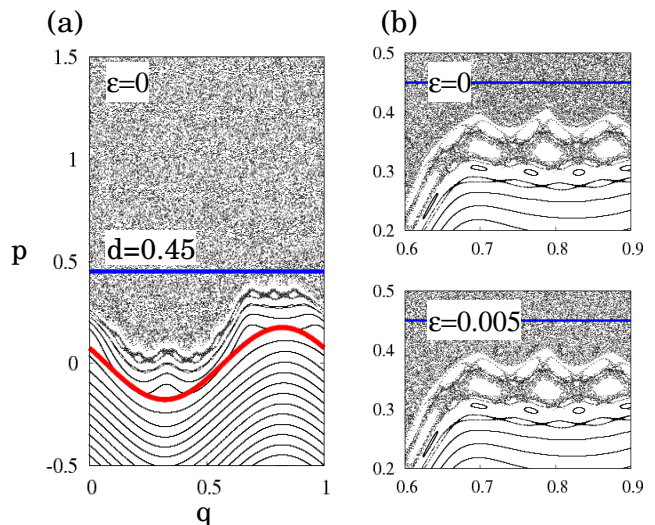


FIG. 14: (Color online) Phase space portraits for small  $\beta$  ( $= 5$ ), where the border between torus and chaotic regions is blurred, and island chains appear around the border. Other parameters are given as  $d = 0.45$  and  $s = 4$ . A full view and its magnification are shown in (a) and (b), respectively. In (a), we depict a Lagrangian manifold corresponding to the initial wave function  $\psi^{\text{torus}}(q; p_c)$  with  $p_c = 0$  by a thick curve. Also, a thick horizontal line at  $p = d$  indicates the discontinuity of the smoothed step function that appears in the kinetic term  $T_0(p)$ . When  $\beta$  is large, the line  $p = d$  touches the border (see Fig. 1). On the other hand, for small  $\beta$ , the line  $p = d$  and the boundary are detached [35]. (b) Magnifications around the border without noise ( $\epsilon = 0.0$ ,  $L = d + 0.2$ ) and with noise ( $\epsilon = 0.005$ ,  $L = d + 0.2$ ). Note that there are almost no effects of noise around the border.

where  $l$  vs.  $\langle \ln(\gamma) \rangle_s$  is plotted for two values of  $h$ . For small  $l$ ,  $\langle \ln(\gamma) \rangle_s$  becomes smaller as  $h$  becomes smaller. This is explained by  $h$ -dependence of  $\gamma_0$ . For large  $l$ , the opposite occurs. Namely, the tunneling rate grows even though the Planck's constant  $h$  is reduced. Hence we discovered that the Planck's constant dependence of the tunneling rate is not monotonic when there partially remains dynamical localization in the chaotic sea. This is quite a unique feature and another piece of evidence for the strong correlation between dynamical localization and chaotic tunneling.

## VII. THE CASE WITH SMOOTHED BORDER

Up to now, we have studied the system whose phase space is sharply separated between torus and chaos, and the degree of sharpness has been controlled by the parameter  $\beta$ . This is motivated, as stated in section II, to remove complicated effects caused by the presence of complicated invariant structures in generic phase space. However, as a price we have to pay, the sharpness of the border between torus and chaotic regions may induce anomalous effects in quantum mechanics.

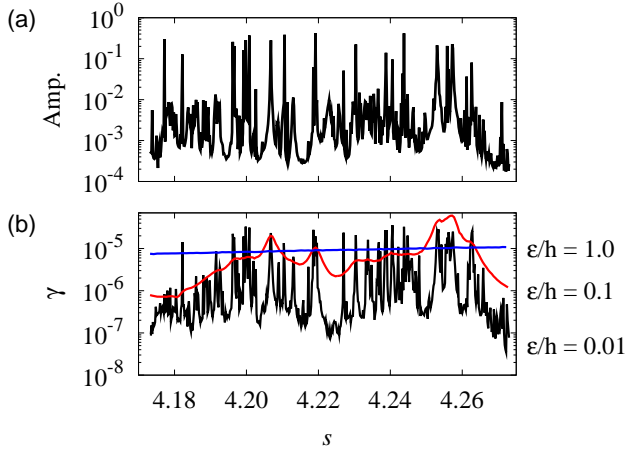


FIG. 15: (Color online) Dependence of amplitude of tunneling oscillation and tunneling decay rate on parameter  $s$  in the case of blurred border (a) amplitude of tunneling oscillation, (b) tunneling decay rate  $\gamma$ . The parameters of the underlying classical systems are the same as in Fig. 14. Here we take  $\hbar = 1/20$ . In (b), the strengths of  $\epsilon$  are the same as in Fig. 10 (b).

What is important to realize a sharp border is to take the kinetic term  $T_0(p)$  with discontinuity (Eq. (3)). Because of the nature of the  $\theta_\beta(x)$  presented in (4), the second derivative  $T_0''(p)$  is nearly discontinuous. Especially, in the limit  $\beta \rightarrow \infty$   $T_0''(p)$  is strictly sharp and thus the free evolution gives rise to the so-called Gibbs phenomenon in the Fourier transformation of the wave function in the momentum representation. Namely, the wave function is strongly diffracted [32]. Furthermore, since the discontinuity of  $T_0''(p)$  lies near the border through which dynamical tunneling proceeds, diffraction can have strong influence on the tunneling process. In our calculations, we have used a large, yet finite  $\beta$  (say, 100 in Fig. 1), but the observation of Husimi functions in the first several steps clearly reveals that there remains a signature of diffraction even in case  $\beta = 100$  [33]. Therefore we here examine whether or not what has been claimed in the previous sections is valid even in small  $\beta$  cases, where the signature of diffraction is expected to be negligible.

In the case of large  $\beta$  shown in previous sections, a torus state and a localized state in the chaotic sea play a central role. As  $\beta$  becomes small, resonance islands appear around the border and the island states associated with them need to be taken into account in addition to torus and chaotic states [4, 9, 34]. This may invoke two kinds of “tunneling channels” (1) a torus to chaotic sea; (2) a torus to an island, first, and subsequently the island to chaotic sea.

Our scenario for the numerical study of small  $\beta$  cases is almost the same as before: launch a wave function from an approximate torus state  $\psi^{\text{torus}}(q; p_c)$  and monitor the time evolution of  $P_n^{\text{torus}}$ . We add noise in a similar manner as before to destroy the quantum coherence producing dynamical localization.

For  $\beta = 5$ , as shown in Fig. 14, there emerges nonlin-

ear resonances in the torus region and small islands in the chaotic sea as expected. It is important to note that small islands thus created are almost unchanged even though noise is applied in the region  $p > d$ . An example of a phase portrait is presented in Fig. 14 (b). This suggests that the changes of the small islands at different noise strengths do not have any influence on the tunneling process.

In the absence of noise, whether the quasienergy resonance occurs or not, the wave function is almost bounded in the torus region and only a small fraction of tunneling tail penetrates the dynamical barrier. Thus, the behavior of  $P_n^{\text{torus}}$  is similar as that shown in Figs. 3 and 4. As is seen in Fig. 15 (a), the amplitude of the tunneling oscillation is also sensitive to the variation in the parameter  $s$ .

Note that the sensitivity with respect to  $s$  is not reduced even with smaller  $\beta$ . The origin of the sensitivity should be attributed to the resonance among approximate stationary states, as explained in Section V. We comment on the contribution from the island states, which was not taken into account in the explanation in Section V. This is expected to be small, since the variation in  $s$  influences only on the region far apart from the torus region, and the quasienergies of island states do not depend on  $s$ . If a quasienergy resonance is sensitive with respect to  $s$ , it must involve a localized state in the chaotic sea. Hence we conclude such a resonance is the origin of the strong fluctuation.

As shown in Fig. 15 (b), we have confirmed that chaotic tunneling is restored even for small  $\beta$ , and that the behavior of the decay rate  $\gamma$  also persists. We note that  $\gamma$  for small  $\beta$  needs to be deliberately determined from the time series of  $P_n^{\text{torus}}$  because the deformation of the tori near the border makes the preparation of an initial torus state difficult [36]. In the present numerical experiment, we again take  $\psi^{\text{torus}}(q; p_c)$  as an initial state which is independent with  $\beta$  (see Appendix A, with  $p_c = 0$ ). The discrepancy of  $\psi^{\text{torus}}(q; p_c)$  from an approximate eigenstate on the torus produces multiple characteristic time scales in  $P_n^{\text{torus}}$ , each of which is associated with an individual torus state. Here we estimate  $\gamma$  from the most significant contribution in  $P_n^{\text{torus}}$  [36]. Evidence justifying such a procedure is shown in Fig. 15(b): the positions of oscillation peaks for the case without noise  $\epsilon = 0$  are in good agreement with those for the case with small  $\epsilon$ . With increase in  $\epsilon$ , we can see that sensitive dependence of  $\gamma$  gradually disappears, and  $\gamma$  becomes larger on average. All these are consistent with the results for large  $\beta$ .

Here we show another reasoning that the deformation of islands with the changes of  $s$  does not induce the sensitive fluctuations of the amplitude of the tunneling oscillations and  $\gamma$  in Fig. 15. First, the islands scarcely change with noise, as is seen in Fig. 15. This suggests that the influence of the  $s$ -dependence of the islands on the fluctuations is almost independent of the strength of noise. On the other hand, the fluctuation in  $\gamma$  disap-

pears with sufficiently strong noise. Hence we conclude that these fluctuations sensitive to  $s$  are mainly due to the quasienergy resonance.

### VIII. DISCUSSION AND SUMMARY

In this paper, we have shown that there exists a very close relation between dynamical tunneling and dynamical localization. As mentioned in the introduction, chaos-assisted tunneling or chaotic tunneling is usually understood as a mechanism which enhances tunneling. It is certainly true that the transition between quasi-doublers, whose support in phase space is symmetric tori, acquires additional tunneling pathways with the assistance of chaotic states. Semiclassical arguments also provide a similar picture: exponentially many tunneling paths connect the torus region to the chaotic sea.

On the other hand, what we have seen in the present paper is another aspect of the role of chaos in the tunneling process. Since the tunneling effect is a typical non-local wave phenomenon, it is natural to expect that what is happening in chaotic regions must affect the nature of the wave function in the integrable region and vice versa. It is well known that even without stable invariant components, wave-functions in the chaotic sea are localized in nontrivial ways, e.g., scarring due to unstable periodic orbits [37], localization on cantori, and dynamical localization. One may thus ask the question how and to what extent such wave effects appearing in the chaotic region affect or are influenced by dynamical tunneling between torus and chaos.

Here we focused particularly on the interplay between tunneling and dynamical localization and gave evidence that the non-local nature of quantum tunneling becomes manifest if one of the quantum effects, that is dynamical localization, is attenuated. If we add noise to the chaotic region, which destroys the interference generating dynamical localization, drastic enhancement of the tunneling rate is observed.

The result may be interpreted in two different ways: on one hand, we may simply say that chaotic tunneling is strongly amplified under the influence of noise. On the other hand, we may regard the drastic enhancement of the tunneling rate as a result of manifestation of *potentially existing* chaotic tunneling.

The former interpretation is a bit too naive, but most arguments concerning chaotic tunneling so far have been based on this picture. This implicitly assumes that chaotic tunneling is already present even without noise and it occurs *irrespective of the status of surrounding chaotic seas*. In this picture, the tunneling process ends when the wave function goes through KAM barriers, and the behavior shown in Fig. 3 is viewed as manifestation of chaotic tunneling.

In contrast, a semiclassical argument employing complex classical orbits strongly supports and is consistent with the latter interpretation. As mentioned in the in-

troduction, complex orbits contributing to the tunneling amplitude have an amphibious character. They play the role of tunneling orbits when they move into the integrable domain, but behave as almost real orbits after escaping out of the integrable domain. There are exponentially many complex orbits even in the integrable regime, and they flow into the chaotic sea [14]. Since these orbits are almost completely governed by the real dynamics in the chaotic sea, the diffusive motion is suppressed by dynamical localization as in the genuine real dynamics. In this sense we can say that the tunneling decay is inhibited due to dynamical localization in the chaotic sea, and exponentially many potentially existing tunneling orbits appear if noise destroys the coherence creating localization. If this interpretation is true, it should be possible to explain the maximal tunneling rate, which was observed in the strong noise limit (see Fig. 10) and called a "classical" tunneling rate, by evaluating the sum over complex orbits which flow into the chaotic sea, although this evaluation is still not achievable for several reasons [38].

We further note that, for almost the same reasons, the origin of coherent oscillation is not clearly accounted for within semiclassical arguments. As presented in Fig. 4, the quasi-doublet state was formed between one torus state and one chaotic state when scanning system parameters. It is reasonable to suppose that some simpler form of coherence than destructive interferences generating dynamical localization could underlie complex orbits connecting torus and chaotic regions, but the mechanism invoking the observed strong resonances is not well understood.

The most noteworthy consequence of the interplay between dynamical tunneling and dynamical localization is that the increase in Planck's constant does not necessarily lead to the growth of tunneling rate. As Planck's constant gets larger, the localization length decreases, which acts to strengthen the effect of suppression by dynamical localization. If the suppression mechanism dominates the change in the tunneling rate, a counter-intuitive change in the tunneling rate with Planck's constant may happen. We verified in Fig. 13 that such a range indeed exists.

We finally discuss the sharpness of the border between torus and chaotic regions. The motivation for constructing the system so as to have sharply or clearly divided phase space was to avoid other complex problems of generic phase spaces and make the study of our tunneling problem simpler. In particular, the presence of nonlinear resonances leads to resonance assisted tunneling [9], an alternative mechanism enhancing the tunneling rate. Conversely, cantori or broken tori play the role of partial barriers which suppress the transport [39, 40, 41]. It seems possible to avoid such problems when we study a system with sharply divided phase space. This is certainly the case in classical mechanics, but as mentioned in section VII the sharpness of the boundary, more precisely the discontinuity of kinetic or potential functions, necessarily invokes diffraction. In section VII, we have



verified that the claims given for the sharply divided case do not nevertheless need to be corrected at least in a qualitative level. However, we should recall that the underlying mechanism is quite different between diffraction and tunneling, although both concern classically forbidden processes. We need alternative semiclassical techniques to obtain quantitative results. In particular, the semiclassical evaluation employing complex classical orbits is no longer valid if the system loses analyticity. It is also frustrating that the recently proposed formula to predict a tunneling rate assumes the extension of tori of fictitious integrable system to the surrounding chaotic sea, which requires that the border between torus and chaotic regions be as sharp as possible [31]. This alternatively means that the validity of this formula is maximally guaranteed in the strong diffraction limit. A quantitative evaluation of tunneling rate is not an easy task if we define dynamical tunneling as a process far from the diffraction limit. This issue will be dealt with in the forthcoming publication [33].

Throughout this paper, noise is implemented as a stochastic process. It is easy to hypothesize that analogous phenomena will occur when we employ chaotic dynamics to realize noise. Thus we close this paper by raising the following question: is the spontaneous recovery of chaotic tunneling generic in multiple-dimensional systems with mixed phase space?

## APPENDIX A: QUANTIZATION OF INTEGRABLE TORI

We show how we approximately construct a torus state, which is the initial state of our numerical experiments (see, Sec. III). In the torus region, the classical dynamics of the system presented in Sec. II A is described by

$$p_{n+1} = p_n + k \sin(2\pi q_n), \quad (\text{A1})$$

$$q_{n+1} = q_n + \omega. \quad (\text{A2})$$

We may assume that the momentum of an invariant torus is specified by a function of  $q$

$$p = P(q). \quad (\text{A3})$$

Namely,  $(q, P(q))$  is supposed to be on a torus. After an iteration of the integrable map, the system arrives at  $(q + \omega, P(q) + k \sin(2\pi q))$ , which must agree with  $(q + \omega, P(q + \omega))$  by the assumption (A3). Hence  $P(q)$  must satisfy the following equation

$$P(q) + k \sin(2\pi q) = P(q + \omega). \quad (\text{A4})$$

To solve it, we expand  $P(q)$  as

$$P(q) = \sum_{m=-\infty}^{\infty} a_m e^{2\pi i m q}. \quad (\text{A5})$$

The functional equation (A4) is cast into an algebraic equation of  $a_m$

$$\sum_m a_m e^{2\pi i m q} + \frac{k}{2i} e^{2\pi i q} - \frac{k}{2i} e^{-2\pi i q} = \sum_m a_m e^{2\pi i m \omega} e^{2\pi i m q}. \quad (\text{A6})$$

Hence we have

$$P(q) = -\frac{k \cos(2\pi(q - \frac{\omega}{2}))}{2 \sin(\pi\omega)} + p_c, \quad (\text{A7})$$

where an arbitrary constant  $p_c$  specifies a torus. We remark that the solution of Eq. (A4) exists only when  $\omega$  is not an integer.

From the Einstein-Brillouin-Keller quantization, we obtain the quantized tori

$$\begin{aligned} \psi^{\text{torus}}(q; p_c) &= A \exp \left[ \frac{2\pi i}{h} \int_0^q P(q') dq' \right] \\ &= A \exp \left[ \frac{2\pi i}{h} \left( \frac{-k}{4\pi \sin(\pi\omega)} \sin \left( 2\pi \left( q - \frac{\omega}{2} \right) \right) + p_c q \right) \right], \end{aligned} \quad (\text{A8})$$

where  $A$  is a normalization constant. Because  $\psi^{\text{torus}}(q; p_c)$  must be single-valued,  $p_c$  must be quantized.

- 
- [1] O. Bohigas and S. Tomsovic and D. Ullmo, Phys. Rep. **223**, 43 (1993).
  - [2] S.C. Creagh, "Tunneling in Complex Systems" ed. S. Tomsovic, (World Scientific 1998) p.35
  - [3] S. Tomsovic and D. Ullmo, Phys. Rev. E **50**, 145 (1994).
  - [4] E. Doron and S. D. Frischat, Phys. Rev. Lett. **75**, 3661 (1995); S. D. Frischat and E. Doron, Phys. Rev. E **57**, 1421 (1998).
  - [5] S.C. Creagh and N.D. Whelan, Phys. Rev. Lett. **77**, 4975 (1996); *ibid*, **82**, 5237 (1999); *ibid*, **84**, 4084 (2000).
  - [6] G. C. Smith and S. C. Creagh, J. Phys. A, **39**, 8283 (2006).
  - [7] A. Shudo and K.S. Ikeda, Phys. Rev. Lett. **74**, 682 (1995); Physica D, **115**, 234 (1998); T. Onishi, A. Shudo, K.S. Ikeda and K. Takahashi, Phys. Rev. E, **68**, 056211 (2003).
  - [8] K. Takahashi and K.S. Ikeda, Ann.Phys. **283**, 94 (2000); J. Phys. A, **36** (2003) 7953; Europhys. Lett. **71**, 193 (2005); Phys. Rev. Lett. **97**, 240403 (2006).
  - [9] O. Brodier and P. Schlagheck and D. Ullmo, Phys. Rev.

- Lett. **87**, 064101 (2001); Ann. Phys. **300**, 88 (2002).
- [10] A. Mouchet, C. Miniatura, R. Kaiser, B. Gremaud, and D. Delande, Phys. Rev. E **64**, 016221 (2001).
  - [11] D. G. Levkov, A. G. Panin, and S. M. Sibiryakov, Phys. Rev. E **76**, 046209 (2007).
  - [12] V. I. Arnold, *Mathematical Methods of Classical Mechanics* (Springer, New York, 1978).
  - [13] M.J. Davis and E.J. Heller, J. Chem. Phys. **75**, 246 (1981).
  - [14] A. Shudo, Y. Ishii and K.S. Ikeda J. Phys. A **35** (2002) L225; Europhys Lett. **81**, 50003 (2008).
  - [15] A. Ishikawa and A. Tanaka and A. Shudo, J. Phys. A **40**, F397 (2007)
  - [16] G. Casati and B.V. Chirikov and J. Ford and F.M. Izrailev, *Stochastic Behavior in Classical and Quantum Hamiltonian Systems* (Springer, Berlin, 1979) p. 334
  - [17] D. L. Shepelyansky, Phys. Rev. Lett. **56**, 677 (1986).
  - [18] S. Fishman and D.R. Grempel and R.E. Prange, Phys. Rev. Lett. **48**, 509 (1982); D.R. Grempel and R.E. Prange and S. Fishman, Phys. Rev. A **29**, 1639 (1984).
  - [19] E. Ott and T.M. Antonsen, Jr and J. D. Hanson, Phys. Rev. Lett. **53**, 2187 (1984).
  - [20] S. Adachi and M. Toda and K. Ikeda, Phys. Rev. Lett. **61**, 655 (1988).
  - [21] L. Hufnagel and R. Ketzmerick and M.-F. Otto and H. Schanz, Phys. Rev. Lett. **89**, 154101 (2002).
  - [22] A. Bäcker and R. Ketzmerick and A.G. Monasteria, Phys. Rev. Lett. **94**, 054102 (2005).
  - [23] M. Wojtkowski, Comm. Math. Phys. **80**, 453 (1981).
  - [24] L. A. Bunimovich, Chaos **11**, 802 (2001).
  - [25] More precisely,  $p_{\text{cutoff}}$  is kept large enough so as to preserve the dynamical localization that occurs in the vicinity of the torus region when the noise term is absent. As shown in Section IV, we have non-zero decay rate from torus to chaotic region under the presence of noise. Hence, we choose  $p_{\text{cutoff}}$  so as to obtain the converged decay rate.
  - [26] Precisely speaking,  $P_n^{\text{torus}}$  also contains the probability at the chaotic sea near the torus. However the contribution from the chaotic sea is negligible on average, since probability in that region escapes quickly.
  - [27] We mention that an elaborate construction of torus states for more generic cases has recently been developed by Bäcker *et al.* [31].
  - [28] We use the term resonance (or off-resonance) because the corresponding physical process is governed by the resonance of quasienergies. Note that the quantum resonance often investigated in kicked rotors [F.M. Izrailev and D.L. Shepelyanskii, Dokl. Akad. Nauk SSSR **249**, 1103 (1979)] is irrelevant in the present study.
  - [29] The discontinuity of the lines of quasienergy is due to artifact of this condition.
  - [30] As the position of the absorbing boundary is set to be  $p_{\text{cutoff}} > L$ , the probability amplitude obeys a diffusion process in the region of  $p_{\text{cutoff}} > p > L$  and it escapes through the absorbing boundary.
  - [31] A. Bäcker and R. Ketzmerick and S. Löck and L. Schilling, Phys. Rev. Lett. **100**, 104101 (2008).
  - [32] J.B. Keller, J. Opt. Soc. Am. **52**, 116 (1962); A. Sommerfeld, *Optics* (Academic Press, New York, 1954); M. Born and E.Wolf, *Principles of Optics* (Pergamon Press, Oxford 1987) .
  - [33] A. Ishikawa, A. Tanaka and A. Shudo, to be submitted.
  - [34] R. Ketzmerick, L. Hufnagel, F. Steinbach, and M. Weiss Phys. Rev. Lett. **85**, 1214 (2000).
  - [35] The reason for the choice of  $d$  in case of small  $\beta$  is as follows. Since making  $\beta$  small makes the border move “downward” (i.e., toward smaller  $p$ ), the Lagrangian manifold of the initial state may cross the border. In order to avoid this, we have to move the border upward or the Lagrangian manifold downward. The latter is infeasible because it is impossible to move continuously the Lagrangian manifold due to the quantization condition of  $\psi^{\text{torus}}(q)$ . Hence we move the border upward by increasing  $d$ .
  - [36] The decay rate  $\gamma$  is determined from  $P_n^{\text{torus}}$  that are not too small ( $P_n^{\text{torus}} > 0.1$ ) and  $n \leq 10^5$ , by least square fitting.
  - [37] E.J. Heller, Phys. Rev. Lett. **53**, 1515 (1984).
  - [38] A. Shudo, Y. Ishii and K.S. Ikeda, J. Phys. A **42**, 265101 (2009); **42**, 265102 (2009).
  - [39] T. Geisel, G. Radons, and J. Rubner Phys. Rev. Lett. **57**, 2883 (1986).
  - [40] R. C. Brown and R. E. Wyatt Phys. Rev. Lett. **57**, 1 (1986).
  - [41] G. Casati and T. Prosen Phys. Rev. E **59**, R2516 (1999).