

Control Variates for Reversible MCMC Samplers

Petros Dellaportas ^{*} Ioannis Kontoyiannis ^{†‡}

February 15, 2022

Abstract

A general methodology is introduced for the construction and effective application of control variates to estimation problems involving data from reversible MCMC samplers. We propose the use of a specific class of functions as control variates, and we introduce a new, consistent estimator for the values of the coefficients of the optimal linear combination of these functions. The form and proposed construction of the control variates is derived from our solution of the Poisson equation associated with a specific MCMC scenario. The new estimator, which can be applied to the same MCMC sample, is derived from a novel, finite-dimensional, explicit representation for the optimal coefficients. The resulting variance-reduction methodology is primarily applicable when the simulated data are generated by a conjugate random-scan Gibbs sampler. MCMC examples of Bayesian inference problems demonstrate that the corresponding reduction in the estimation variance is significant, and that in some cases it can be quite dramatic. Extensions of this methodology in several directions are given, including certain families of Metropolis-Hastings samplers and hybrid Metropolis-within-Gibbs algorithms. Corresponding simulation examples are presented illustrating the utility of the proposed methods. All methodological and asymptotic arguments are rigorously justified under easily verifiable and essentially minimal conditions.

Keywords — Bayesian inference, control variates, variance reduction, Poisson equation, Markov chain Monte Carlo, log-linear model, mixtures of normals, hierarchical normal linear model, threshold autoregressive model.

^{*}Department of Statistics, Athens University of Economics and Business (Kontrikton campus), Patission 76, Athens 10434, Greece. Email: petros@aueb.gr.

[†]Department of Informatics, Athens University of Economics and Business (Kontrikton campus), Patission 76, Athens 10434, Greece. Email: yiannis@aueb.gr.

[‡]I. Kontoyiannis was supported in part by a Marie Curie International Outgoing Fellowship, PIOF-GA-2009-235837.

1 Introduction

Markov chain Monte Carlo (MCMC) methods provide the facility to draw, in an asymptotic sense, a sequence of dependent samples from a very wide class of probability measures in any dimension. This facility, together with the tremendous increase of computer power in recent years, makes MCMC perhaps the main reason for the widespread use of Bayesian statistical modeling and inference across the spectrum of quantitative scientific disciplines.

This work provides a methodological foundation for the construction and use of control variates in conjunction with reversible MCMC samplers. Although popular in the standard Monte Carlo setting, control variates have received much less attention in the MCMC literature. The proposed methodology will be shown, both via theoretical results and simulation examples, to reduce the variance of the resulting estimators significantly, and sometimes quite dramatically.

In the simplest Monte Carlo setting, when the goal is to compute the expected value of some function F evaluated on independent and identically distributed (i.i.d.) samples X_1, X_2, \dots , the variance of the standard ergodic averages of the $F(X_i)$ can be reduced by exploiting available zero-mean statistics. If there are one or more functions U_1, U_2, \dots, U_k – the *control variates* – for which it is known that the expected value of each $U_j(X_1)$ is equal to zero, then subtracting any linear combination, $\theta_1 U_1(X_i) + \theta_2 U_2(X_i) + \dots + \theta_k U_k(X_i)$, from the $F(X_i)$ does not change the asymptotic mean of the corresponding ergodic averages. Moreover, if the best constant coefficients $\{\theta_j^*\}$ are used, then the variance of the estimates is no larger than before and often it is much smaller. The standard practice in this setting is to estimate the optimal $\{\theta_j^*\}$ based on the same sequence of samples; see, e.g., Liu (2001), Robert and Casella (2004), or Givens and Hoeting (2005). Because of the demonstrated effectiveness of this technique, in many important areas of application, e.g., in computational finance where Monte Carlo methods are a basic tool for the approximate computation of expectations, see Glasserman (2004), a major research effort has been devoted to the construction of effective control variates in specific applied problems.

The main difficulty in extending the above methodology to estimators based on MCMC samples is probably due to the intrinsic complexities presented by the Markovian structure. On one hand it is hard to find nontrivial, useful functions with known expectation with respect to the stationary distribution of the chain¹, and, even in cases where such functions are available, there has been no effective way to obtain consistent estimates of the corresponding optimal coefficients $\{\theta_j^*\}$. An important underlying reason for both of these difficulties is the basic fact that the MCMC variance of ergodic averages is intrinsically an infinite-dimensional object: It cannot be expressed in closed form as a function of the transition kernel and the stationary distribution of the chain.

An early reference of variance reduction for Markov chain samplers is Green and Han (1992), who exploit an idea of Barone and Frigessi (1989) and construct antithetic variables that may achieve variance reduction in simple settings but do not appear to be widely applicable. Andradóttir et al. (1993) focus on finite-state space chains, they observe that optimum variance reduction can be achieved via the solution of the associated *Poisson equation* (see equation (3) below and Section 2.1 for details), and they propose numerical algorithms for its solution. Rao-Blackwellisation has been suggested by Gelfand and Smith (1990) and by Robert and Casella (2004) as a way

¹For example, Mengersen et al. (1999) comment that “control variates have been advertised early in the MCMC literature (see, e.g., Green and Han (1992)), but they are difficult to work with because the models are always different and their complexity is such that it is extremely challenging to derive a function with known expectation.”

to reduce the variance of MCMC estimators. Also, Philippe and Robert (2001) investigated the use of Riemann sums as a variance reduction tool in MCMC algorithms. An interesting as well as natural control variate that has been used, mainly as a convergence diagnostic, by Fan et al. (2006), is the score statistic. Although Philippe and Robert (2001) mention that it can be used as a control variate, its practical utility has not been investigated. Atchadé and Perron (2005) restrict attention to independent Metropolis samplers and provide an explicit formula for the construction of control variates. Mira et al. (2003) note that best control variate is intimately connected with the solution of the Poisson equation and they attempt to solve it numerically. Hammer and Håkon (2008) construct control variates for general Metropolis-Hastings samplers by expanding the state space.

In most of the works cited above, the method used for the estimation of the optimal coefficients $\{\theta_j^*\}$ is either based on the same formula as the one obtained for control variates in i.i.d. Monte Carlo sampling, or on the method of *batch-means*, but such estimators are strictly suboptimal and generally ineffective; see Section 1.3 for a summary and Section 7.2 for details.

For our purposes, a more relevant line of work is that initiated by Henderson (1997), who observed that, for *any* real-valued function G defined on the state space of a Markov chain $\{X_n\}$, the function $U(x) := G(x) - E[G(X_{n+1})|X_n = x]$ has zero mean with respect to the stationary distribution of the chain. Henderson (1997), like some of the other authors mentioned above, also notes that the best choice for the function G would be the solution of the associated Poisson equation and proceeds to compute approximations of this solution for specific Markov chains, with particular emphasis on models arising in stochastic network theory.

The gist of our approach is to adapt Henderson's idea and use the resulting control variates in conjunction with a new, efficiently implementable and provably optimal estimator for the coefficients $\{\theta_j^*\}$. The ability to estimate the $\{\theta_j^*\}$ effectively makes these control variates practically relevant in the statistical MCMC context, and avoids the need to compute analytical approximations to the solution of the underlying Poisson equation.

1.1 Outline of the proposed basic methodology

Section 2.1 introduces the general setting within which all the subsequent results are developed. A sample of size n from an ergodic Markov chain $\{X_n\}$ is used to estimate the mean $E_\pi(F) = \int F d\pi$ of a function F , under the unique invariant measure π of the chain. The associated *Poisson equation* is introduced, and it is shown that its solution can be used to quantify, in an essential way, the rate at which the chain converges to equilibrium.

In Section 2.2 we examine the variance of the standard ergodic averages,

$$\mu_n(F) := \frac{1}{n} \sum_{i=0}^{n-1} F(X_i), \quad (1)$$

and we compare it with the variance of the modified estimators,

$$\frac{1}{n} \sum_{i=1}^n [F(X_i) - \theta_1 U_1(X_i) - \theta_2 U_2(X_i) - \cdots - \theta_k U_k(X_i)]. \quad (2)$$

Here and throughout the subsequent discussion, the control variates U_1, U_2, \dots, U_k , are constructed as above via, $U_j(x) := G_j(x) - PG_j(x)$, where $PG(x)$ denotes the one-step expectation $E[G(X_{n+1})|X_n = x]$, for particular choices of the functions G_j , $j = 1, 2, \dots, k$.

The two central methodological issues addressed in this work are: (i) The problem of estimating the optimal coefficient vector $\{\theta_j^*\}$ that minimizes the variance of the modified estimates (2); and (ii) The choice of the functions $\{G_j\}$, so that the corresponding functions $\{U_j\}$ will be effective as control variates in specific MCMC scenarios that arise from common families of Bayesian inference problems.

For the first issue, in Section 3, we derive new representations for the optimal coefficient vector $\{\theta_j^*\}$, under the assumption that the chain $\{X_n\}$ is *reversible*; see Proposition 2. These representations lead to our *first main result*, namely, a new estimator for $\{\theta_j^*\}$; see equations (25) and (26). This estimator is based on the same MCMC output and it can be used after the sample has been obtained, making its computation independent of the MCMC algorithm used.

The second problem, that of selecting an effective collection of functions $\{G_j\}$ for the construction of the control variates $\{U_j\}$, is more complex and it is dealt with in stages. First, in Section 2.2 we recall that there is always a single choice of a function G that actually makes the estimation variance equal to zero: If G satisfies,

$$U := G - PG = F - E_\pi(F), \quad (3)$$

then with this control variate and with $\theta = 1$ the modified estimates in (2) are *equal* to the required expectation $E_\pi(F)$ for *all* n . A function G satisfying (3) is often called a solution to the *Poisson equation for F* [or *Green's function*]. But solving the Poisson equation even for simple functions F is a highly nontrivial task, and for chains arising in typical applications it is, for all practical purposes, impossible; see, e.g., the relevant comments in Henderson (1997) and Meyn (2007). Therefore, as a *first rule of thumb*, we propose that a class of functions $\{G_j\}$ be chosen such that the solution to the Poisson equation (3) can be accurately approximated by a linear combination $\sum_j \theta_j G_j$ of the $\{G_j\}$. For this reason we call the $\{G_j\}$ *basis functions*.

Clearly there are many possible choices for the basis functions $\{G_j\}$, and the effectiveness of the resulting control variates depends heavily on their particular choice. In order to obtain more specific and immediately-applicable guidelines for the selection of the $\{G_j\}$, in Section 4 we note that there are two basic requirements for the immediate applicability of the methodology described so far; the underlying chain needs to be reversible in order for the estimates of the coefficient vector $\{\theta_j^*\}$ introduced in Section 3 to be consistent, and also, the one-step expectations $PG_j(x) := E[G_j(X_{n+1})|X_n = x]$ that are necessary for the construction of the control variates U_j need to be explicitly computable.

Since the most commonly used class of MCMC algorithms satisfying both of these requirements is that of conjugate random-scan Gibbs samplers,² and since the most accurate general approximation of the target distribution π arising in Bayesian inference problems is a general multivariate Gaussian, we examine this MCMC problem in detail and obtain our *second main result*. Suppose that we wish to estimate the mean of one of the co-ordinates of a k -dimensional Gaussian distribution π , based on samples $X_i = (X_i^{(1)}, X_i^{(2)}, \dots, X_i^{(k)})^t$ generated by the random-scan Gibbs algorithm. In Theorem 1 we show that the solution of the associated Poisson equation can always be expressed as a linear combination of the k co-ordinate functions $G_j(x) := x^{(j)}$, $x = (x^{(1)}, x^{(2)}, \dots, x^{(k)})^t \in \mathbb{R}^k$. This is perhaps the single most interesting case of a Markov chain naturally arising in applications for which an explicit solution to the Poisson equation has ever been obtained.

²Following standard parlance, we call a Gibbs sampler ‘conjugate’ if the full conditionals of the target distribution are all known and of standard form. This, of course, is unrelated to the notion of a conjugate prior structure in the underlying Bayesian formulation.

The above results naturally lead to the following proposal, stated in detail in Section 4. It is the core methodological contribution of this work.

The basic methodology. Suppose π is a multivariate posterior distribution for which MCMC samples are obtained by a reversible Markov chain $\{X_n\}$. In order to estimate the posterior mean $\mu^{(i)}$ of the i th co-ordinate $x^{(i)}$, let $F(x) = x^{(i)}$, define basis functions G_j as the co-ordinate functions $G_j(x) = x^{(j)}$ for all components j for which $PG_j(x) = E[X_{n+1}^{(j)} | X_n = x]$ is explicitly computable, and form the control variates $U_j = G_j - PG_j$.

Then estimate the optimal coefficient vector $\theta^* = \{\theta_j^*\}$ by the estimator $\hat{\theta} = \hat{\theta}_{n,K}$ given in (25), and estimate the posterior mean of interest $\mu^{(i)}$ by the modified estimators given in (27):

$$\mu_{n,K}(F) := \frac{1}{n} \sum_{i=1}^n [F(X_i) - \hat{\theta}_1 U_1(X_i) - \hat{\theta}_2 U_2(X_i) - \dots - \hat{\theta}_K U_K(X_i)]. \quad (4)$$

Section 5 contains three MCMC examples using this methodology. Example 1 is a brief illustration of the result of Theorem 1 in the case of a bivariate Gaussian. As expected, the modified estimators (4) are seen to be much more effective than the standard ergodic averages (1), in that their variance is smaller by a factor ranging approximately between 4 and 1000, depending on the sample size. Example 2 contains an analysis of a realistic Bayesian inference problem via MCMC, for a 66-parameter hierarchical normal linear model. There, we consider all 66 problems of estimating the posterior means of all 66 parameters, and we find that in most cases the reduction in variance resulting from the use of control variates as above is typically by a factor ranging between 5 and 30. The third example illustrates the use of the basic methodology in the case of Metropolis-within-Gibbs sampling from a heavy-tailed posterior. Even though the posterior distribution is highly non-Gaussian, and also the one-step expectation PG_j can be computed for only one of the two model parameters, we still find that the variance is reduced by a factor ranging approximately between 7 and 10.

1.2 Extensions and applications

Domain of applicability. The present development not only generalizes the classical method of control variates to the MCMC setting, but it also offers an important advantage. In the case of independent sampling, the control variates for each specific application need to be identified from scratch, often in an *ad hoc* fashion. In fact, for most Monte Carlo estimation problems there are *no* known functions that can be used as effective control variates. In contrast, the basic methodology described above provides a way of constructing a family of control variates that are immediately applicable to a wide range of MCMC problems, as long as the sampling algorithm produces a reversible chain for which the one-step expectations $PG(x) := E[G(X_{n+1}) | X_n = x]$ can be explicitly computed for some simple, linear functions G . MCMC algorithms with these properties form a large collection of samplers commonly used in Bayesian inference, including, among others: All conjugate random-scan Gibbs samplers (the main MCMC class considered in this work), certain versions of hybrid Metropolis-within-Gibbs algorithms, and certain types of Metropolis-Hastings samplers on discrete states spaces.

In Section 6 we discuss extensions of the basic methodology along three directions that, in some cases, go beyond the above class of samplers.

General classes of basis functions $\{G_j\}$. Section 6 begins with the observation that, although it is often effective to take the basis functions $\{G_j\}$ to be the co-ordinate functions of the chain, in certain applications it is natural to consider different families of $\{G_j\}$. Sometimes it is the structure of the MCMC sampler itself that dictates a more suitable choice, while sometimes, in estimation problems involving more complex models – particularly in cases where it is expected that the posterior distribution is highly non-Gaussian – it may be possible to come up with more effective basis functions $\{G_j\}$ by considering the form of the associated Poisson equation, as indicated by the first rule of thumb stated earlier. Finally, when the statistic of interest is not the posterior mean of one of the model parameters, there is little reason to expect that the co-ordinate functions $\{G_j\}$ would still lead to effective control variates; instead, we argue that it is more appropriate to choose functions G_j leading to control variates U_j that are highly correlated with the statistic of interest.

Particular instances of these three directions are illustrated via the three MCMC examples presented in Section 6 and summarized below.

‘Non-conjugate’ samplers. In Example 4, a non-conjugate Gibbs sampler is used for the analysis of the posterior of a 7-parameter log-linear model. There, the conditional expectations PG_j of the co-ordinate functions G_j are not available in closed form, so that the basic methodology cannot be applied. But the nature of the sampling algorithm provides a natural and in a sense obvious alternative choice for the basis functions, for which the computation of the functions PG_j needed for the construction of the associated control variates $U_j = G_j - PG_j$ is straightforward. With this choice of control variates, using the modified estimator in (4) to estimate the posterior means of the seven model parameters, we find that the variance is approximately between 3.5 and 180 times smaller than that of the standard ergodic averages (1).

Complex models. Example 5 is based on a two-component Gaussian mixtures model, endowed with the vague prior structure of Richardson and Green (1997). To estimate the posterior means of the two parameters corresponding to the Gaussian locations, we use a random-scan Gibbs sampler (in blocks). Here, although the prior specification is conditioned on the two means being ordered, it is possible to generate samples without the ordering restriction, and then to order the samples at the post-processing stage. The resulting Markov chain has an apparently quite complex structure, yet we show that the basic methodology can easily be applied in this case. What makes this example interesting for our present purposes is that, on one hand, the control variates based on the co-ordinate basis functions $\{G_j\}$ make little (if any) difference in the estimation accuracy, while choosing a different collection of basis functions $\{G_j\}$ gives a very effective set of control variates. Specifically, appealing to the first rule of thumb stated earlier, we define two simple basis functions G_1, G_2 such that, a linear combination of G_1 and G_2 can be seen, heuristically at least, to provide a potentially accurate approximation to the solution of the associated Poisson equation. With these control variates, the resulting estimation variance is reduced by a factor ranging approximately between 15 and 55.

General statistics of interest. The above general methodology was based on the assumption that the goal was to estimate the posterior mean of one of the parameters. But in many cases it may be a different statistic that is of interest. For example, it may be desirable to estimate the probability that one of the model parameters, ϕ say, would lie in a particular range, e.g., $\phi \in (a, b)$; here, the function F whose posterior mean is to be estimated would be the indicator

function of the event $\{\phi \in (a, b)\}$. In such cases, there is little reason to believe that the coordinate functions $\{G_j\}$ would still lead to effective control variates. Instead, we argue that it is more appropriate, in accordance to the second rule of thumb derived in Section 2.2, to choose the G_j so that the associated control variates $U_j := G_j - PG_j$ are highly correlated with F .

A particular such instance is illustrated in Example 6, where we examine a Bayesian model-selection problem arising from a two-threshold autoregressive model after all other parameters have been integrated out. The resulting (discrete) model space is sampled by a discrete random-walk Metropolis-Hastings algorithm. There, the quantity of interest is the posterior probability of a particular model. Defining F as the indicator function of that model, a natural choice for the basis functions $\{G_j\}$ is to take $G_1 = F$, and G_2, G_3 to be the indicator functions of two different models that are close to the one whose posterior probability is being estimated. Because of the discrete nature of the sampler, the conditional expectations PG_j can be easily evaluated, and with these basis functions we find that the variance of the modified estimators in (4) is at least 30 times smaller than that of the standard ergodic averages (1).

1.3 Further extensions and results

In Section 7 we first briefly discuss two other consistent estimators for the optimal coefficient vector $\{\theta_j^*\}$. One is a modified version of our earlier estimator $\hat{\theta}_{n,K}$ derived in Section 3, and the other one was recently developed by Meyn (2007) based on the so-called “temporal difference learning” algorithm. Then in Section 7.2 we examine the most common estimator for the optimal coefficient vector $\{\theta^*\}$ that has been used in the literature, which as mentioned earlier is based on the method of batch-means. In Proposition 3 we show that the resulting estimator for $\pi(F)$ is typically strictly suboptimal, and that the amount by which its variance is *larger* than the variance of our modified estimators $\mu_{n,K}(F)$ is potentially unbounded. Moreover, the batch-means estimator is computationally more expensive and generally rather ineffective, often severely so. This is illustrated by re-visiting the three MCMC examples of Section 5 and comparing the performance of the batch-means estimator with that of the simple ergodic averages (1) and of our modified estimator $\mu_{n,K}(F)$ in (4).

Section 8 provides complete theoretical justifications of the asymptotic arguments in Sections 2, 3 and 7. Finally we conclude with a short summary of our results and a brief discussion of possible further extensions in Section 9, with particular emphasis on implementation issues and on the difficulties of applying the present methodology to general Metropolis-Hastings samplers.

We close this introduction with a few more remarks on previous related work. As mentioned earlier, Henderson (1997) takes a different path toward optimizing the use of control variates for Markov chain samplers. Considering primarily continuous-time processes, an approximation for the solution to the associated Poisson equation is derived from the so-called “heavy traffic” or “fluid model” approximations of the original process. The motivation and application of this method is mostly related to examples from stochastic network theory and queueing theory. Closely related approaches are presented by Henderson and Glynn (2002) and Henderson et al. (2003), where the effectiveness of multiclass network control policies is evaluated via Markovian simulation. Control variates are used for variance reduction, and the optimal coefficients $\{\theta_j^*\}$ are estimated via an adaptive, stochastic gradient algorithm. General convergence properties of ergodic estimators using control variates are derived by Henderson and Simon (2004), in the case when the solution to the Poisson equation (either for the original chain or for an approximating

chain) is known explicitly. Kim and Henderson (2007) introduce two related adaptive methods for tuning non-linear versions of the coefficients $\{\theta_j\}$, when using families of control variates that naturally admit a non-linear parameterization. They derive asymptotic properties for these estimators and present numerical simulation results.

When the control variate $U = G - PG$ is defined in terms of a function G that can be taken as a Lyapunov function for the chain $\{X_n\}$, Meyn (2006) derives precise exponential asymptotics for the associated modified estimators. Also, Meyn (2007, Chapter 11) gives a development of the general control variates methodology for Markov chain data that parallels certain parts of our presentation in Section 2, and discusses numerous related asymptotic results and implementation issues.

In a different direction, Stein et al. (2004) draw a connection between the use of control variates in MCMC and the “exchangeable pairs” construction used in Stein’s method for distribution approximation. They consider a natural class of functions as their control variates, and they estimate the associated coefficients $\{\theta_j\}$ by a simple version of the batch-means method described in Section 7.2. Finally, the recent work by Delmas and Jourdain (2009) examines a particular case of Henderson’s construction of a control variate in the context of Metropolis-Hastings sampling. Like Hammer and Håkon (2008), the authors expand the state space to include the proposals and they first take $G = F$ and $\theta = 1$ (which, in part, explains why their WR algorithm is sometimes worse than plain Metropolis sampling). They identify the solution of the Poisson equation as the optimal choice for a basis function and they seek analytical approximations. Then a general linear coefficient θ is introduced, and for a particular version of the Metropolis algorithm the optimal value θ^* is identified analytically.

2 Control Variates for Markov Chains

2.1 The setting

Suppose $\{X_n\}$ is a discrete-time Markov chain with initial state $X_0 = x$, taking values in the state space X , equipped with a σ -algebra \mathcal{B} . In typical applications, X will often be a (Borel measurable) subset of \mathbb{R}^d together the collection \mathcal{B} of all its (Borel) measurable subsets. [Precise definitions and detailed assumptions are given in Section 8.] The distribution of $\{X_n\}$ is described by its transition kernel, $P(x, dy)$,

$$P(x, A) := \Pr\{X_{k+1} \in A \mid X_k = x\}, \quad x \in \mathsf{X}, \quad A \in \mathcal{B}. \quad (5)$$

As is well-known, in many applications where it is desirable to compute the expectation $E_\pi(F) := \pi(F) := \int F d\pi$ of some function $F : \mathsf{X} \rightarrow \mathbb{R}$ with respect to some probability measure π on $(\mathsf{X}, \mathcal{B})$, although the direct computation of $\pi(F)$ is impossible and we cannot even produce samples from π , it is possible to construct an easy-to-simulate Markov chain $\{X_n\}$ which has π as its unique invariant measure. Under appropriate conditions, the distribution of X_n converges to π , a fact which can be made precise in several ways. For example, writing PF for the function,

$$PF(x) := E_x[F(X_1)] := E[F(X_1) \mid X_0 = x], \quad x \in \mathsf{X},$$

then, for any initial state x ,

$$P^n F(x) := E[F(X_n) \mid X_0 = x] \rightarrow \pi(F), \quad \text{as } n \rightarrow \infty,$$

for an appropriate class of functions $F : \mathsf{X} \rightarrow \mathbb{R}$. Furthermore, the rate of this convergence can be quantified by the function,

$$\hat{F}(x) = \sum_{n=0}^{\infty} \left[P^n F(x) - \pi(F) \right], \quad (6)$$

where \hat{F} is easily seen to satisfy the *Poisson equation* for F , namely,

$$P\hat{F} - \hat{F} = -F + \pi(F). \quad (7)$$

[To see this, at least formally, apply P to both sides of (6) and note that the resulting series for $P\hat{F} - \hat{F}$ becomes telescoping.]

The above results describe how the distribution of X_n converges to π . In terms of estimation, the quantities of interest are the ergodic averages,

$$\mu_n(F) := \frac{1}{n} \sum_{i=0}^{n-1} F(X_i). \quad (8)$$

Again, under appropriate conditions the ergodic theorem holds,

$$\mu_n(F) \rightarrow \pi(F), \quad \text{a.s., as } n \rightarrow \infty, \quad (9)$$

for an appropriate class of functions F . Moreover, the rate of this convergence is quantified by an associated central limit theorem, which states that,

$$\sqrt{n}[\mu_n(F) - \pi(F)] = \frac{1}{\sqrt{n}} \sum_{i=0}^{n-1} [F(X_i) - \pi(F)] \xrightarrow{\mathcal{D}} N(0, \sigma_F^2), \quad \text{as } n \rightarrow \infty,$$

where σ_F^2 , the asymptotic variance of F , is given by, $\sigma_F^2 := \lim_{n \rightarrow \infty} \text{Var}_{\pi}(\sqrt{n}\mu_n(F))$. Alternatively, it can be expressed in terms of \hat{F} as,

$$\sigma_F^2 = \pi\left(\hat{F}^2 - (P\hat{F})^2\right). \quad (10)$$

The results in equations (6) and (10) clearly indicate that it is useful to be able to compute the solution \hat{F} to the Poisson equation for F . In general this is a highly nontrivial task, and, for chains arising in typical applications, it is impossible for all practical purposes; see, e.g., the relevant comments in Henderson (1997) and Meyn (2007). Nevertheless, the function \hat{F} will play a central role throughout our subsequent development.

2.2 Control variates

Suppose that, for some Markov chain $\{X_n\}$ with transition kernel P and invariant measure π , the ergodic averages $\mu_n(F)$ as in (8) are used to estimate the mean $\pi(F) = \int F d\pi$ of some function F under π . In many applications, although the estimates $\mu_n(F)$ converge to $\pi(F)$ as $n \rightarrow \infty$, the associated asymptotic variance σ_F^2 is large and the convergence is very slow.

In order to reduce the variance, we employ the idea of using control variates, as in the case of simple Monte Carlo with independent and identically distributed (i.i.d.) samples; see, for example, the standard texts of Robert and Casella (2004), Liu (2001), Givens and Hoeting

(2005), or the paper by Glynn and Szechtman (2002) for extensive discussions. Given one or more functions U_1, U_2, \dots, U_k , the *control variates*, such that $U_j : \mathsf{X} \rightarrow \mathbb{R}$ and $\pi(U_j) = 0$ for all $j = 1, 2, \dots, k$, let $\theta = (\theta_1, \theta_2, \dots, \theta_k)^t$ be an arbitrary, constant vector in \mathbb{R}^k , and define,

$$F_\theta := F - \langle \theta, U \rangle = F - \sum_{j=1}^k \theta_j U_j, \quad (11)$$

where $U : \mathsf{X} \rightarrow \mathbb{R}^k$ denotes the column vector, $U = (U_1, U_2, \dots, U_k)^t$. [Here and throughout the paper all vectors are column vectors unless explicitly stated otherwise, and $\langle \cdot, \cdot \rangle$ denotes the usual Euclidean inner product.]

We consider the modified estimators,

$$\mu_n(F_\theta) = \mu_n(F) - \langle \theta, \mu_n(U) \rangle = \mu_n(F) - \sum_{j=1}^k \theta_j \mu_n(U_j), \quad (12)$$

for $\pi(F)$. The ergodic theorem (9) guarantees that the estimators $\{\mu_n(F_\theta)\}$ are consistent with probability one, and it is natural to seek particular choices for U and θ so that the asymptotic variance $\sigma_{F_\theta}^2$ of the modified estimators is significantly smaller than the variance σ_F^2 of the standard ergodic averages $\mu_n(F)$.

Throughout this work, we will concentrate exclusively on the following class of control variates U proposed by Henderson (1997). For arbitrary (π -integrable) functions $G_j : \mathsf{X} \rightarrow \mathbb{R}$ define,

$$U_j := G_j - PG_j, \quad j = 1, 2, \dots, k.$$

Then the invariance of π under P and the integrability of G_j guarantee that $\pi(U_j) = 0$.

In the remainder of this section we derive some simple, general guidelines for choosing functions $\{G_j\}$ that produce effective control variates $\{U_j\}$. This issue is revisited in more detail in the Bayesian MCMC context in Section 4.

Suppose, at first, that we have complete freedom in the choice of the functions $\{G_j\}$, so that we may take $k = 1$, a single $U = G - PG$, and $\theta = 1$ without loss of generality. Then the goal is to make the asymptotic variance of $F - U = F - G + PG$ as small as possible. But, in view of the Poisson equation (7), we see that the choice $G = \hat{F}$ yields,

$$F - U = F - \hat{F} + P\hat{F} = \pi(F),$$

which has zero variance. Therefore, the general principle for selecting a single function G is:

Choose a control variate $U = G - PG$ with $G \approx \hat{F}$.

As mentioned above, it is typically impossible to compute \hat{F} for realistic models used in applications. But it is often possible to come up with a guess G that approximates \hat{F} , or at least with a collection of functions $\{G_j\}$ such that \hat{F} can be approximated as linear combination of the $\{G_j\}$. Thus, our first concrete rule of thumb for choosing $\{G_j\}$ states:

*Choose control variates $U_j = G_j - PG_j$, $j = 1, 2, \dots, k$ with respect to a collection of **basis functions** $\{G_j\}$, such that \hat{F} can be approximately expressed as a linear combination of the $\{G_j\}$.*

The terminology *basis functions* for the $\{G_j\}$ is meant to emphasize the fact that, although \hat{F} is not known, it is expected that it can be approximately expressed in terms of the $\{G_j\}$ via a linear expansion of the form $\hat{F} \approx \sum_{j=1}^k \theta_j G_j$.

Once the basis functions $\{G_j\}$ are selected, we form the modified estimators $\mu_n(F_\theta)$ with respect to the function F_θ as in (11),

$$F_\theta = F - \langle \theta, U \rangle = F - \langle \theta, G \rangle + \langle \theta, PG \rangle,$$

where, for a vector of functions $G = (G_1, G_2, \dots, G_k)^t$, we write PG for the corresponding vector, $(PG_1, PG_2, \dots, PG_k)^t$. The next task is to choose θ so that the resulting variance,

$$\sigma_\theta^2 := \sigma_{F_\theta}^2 = \pi(\hat{F}_\theta^2 - (P\hat{F}_\theta)^2),$$

is minimized. Note that, from the definitions,

$$\hat{U}_j = G_j \text{ for each } j, \quad \text{and} \quad \hat{F}_\theta = \hat{F} - \langle \theta, G \rangle.$$

Therefore, by (10) and linearity,

$$\sigma_\theta^2 = \sigma_F^2 - 2\pi(\hat{F}\langle \theta, G \rangle - P\hat{F}\langle \theta, PG \rangle) + \pi(\langle \theta, G \rangle^2 - \langle \theta, PG \rangle^2). \quad (13)$$

To find the optimal θ^* which minimizes the variance σ_θ^2 , differentiating the quadratic σ_θ^2 with respect to each θ_j and setting the derivative equal to zero, yields, in matrix notation,

$$\Gamma(G)\theta^* = \pi(\hat{F}G - (P\hat{F})(PG)),$$

where the $k \times k$ matrix $\Gamma(G)$ has entries, $\Gamma(G)_{ij} = \pi(G_i G_j - (PG_i)(PG_j))$. Therefore,

$$\theta^* = \Gamma(G)^{-1} \pi(\hat{F}G - (P\hat{F})(PG)), \quad (14)$$

as long as $\Gamma(G)$ is invertible. Once again, this expression depends on \hat{F} , so it is not immediately clear how to estimate θ^* directly from the data $\{X_n\}$. The issue of estimating the optimal coefficient vector θ^* is addressed in detail in Section 3; but first let us interpret θ^* .

For simplicity, consider again the case of a single control variate $U = G - PG$ based on a single function G . Then the value of θ^* in (14) simplifies to,

$$\theta^* = \frac{\pi(\hat{F}G - (P\hat{F})(PG))}{\pi(G^2 - (PG)^2)} = \frac{\pi(\hat{F}G - (P\hat{F})(PG))}{\sigma_U^2}, \quad (15)$$

where the second equality follows from the earlier observation that $\hat{U} = G$. Alternatively, starting from the expression, $\sigma_\theta^2 = \lim_{n \rightarrow \infty} \text{Var}_\pi(\sqrt{n}\mu_n(F_\theta))$, simple calculations lead to,

$$\sigma_\theta^2 = \sigma_F^2 + \theta^2 \sigma_U^2 - 2\theta \sum_{n=-\infty}^{\infty} \text{Cov}_\pi(F(X_0), U(X_n)), \quad (16)$$

so that θ^* can also be expressed as,

$$\theta^* = \frac{1}{\sigma_U^2} \sum_{n=-\infty}^{\infty} \text{Cov}_\pi(F(X_0), U(X_n)), \quad (17)$$

where Cov_π denotes the covariance for the stationary version of the chain, i.e., since $\pi(U) = 0$, we have $\text{Cov}_\pi(F(X_0), U(X_n)) = E_\pi[F(X_0)U(X_n)]$, where $X_0 \sim \pi$. Then (17) leads to the optimal asymptotic variance,

$$\sigma_{\theta^*}^2 = \sigma_F^2 - \frac{1}{\sigma_U^2} \left[\sum_{n=-\infty}^{\infty} \text{Cov}_\pi(F(X_0), U(X_n)) \right]^2. \quad (18)$$

Therefore, in order to reduce the variance, it is desirable that the correlation between F and U be as large as possible. This leads to our second rule of thumb for selecting basis functions:

Choose control variates $U = G - PG$ so that each U_j is highly correlated with F .

Incidentally, note that, comparing the expressions for θ^* in (15) and (17) implies that,

$$\sum_{n=-\infty}^{\infty} \text{Cov}_\pi(F(X_0), U(X_n)) = \pi(\hat{F}G - (P\hat{F})(PG)). \quad (19)$$

3 Estimating the Optimal Coefficient Vector θ^*

Consider, as before, the problem of estimating the mean $\pi(F)$ of a function $F : \mathbf{X} \rightarrow \mathbb{R}$ based on samples from an ergodic Markov chain $\{X_n\}$ with unique invariant measure π and transition kernel P . Instead of using the ergodic averages $\mu_n(F)$ as in (8), we select a collection of *basis functions* $\{G_j\}$ and form the control variates $U_j = G_j - PG_j$, $j = 1, 2, \dots, k$. The mean $\pi(F)$ is then estimated by the modified estimators $\mu_n(F_\theta)$ as in (12), for a given coefficient vector $\theta \in \mathbb{R}^k$.

Under the additional assumption of reversibility, in this section we introduce a consistent procedure for estimating the optimal coefficient vector θ^* based on the same sample $\{X_n\}$. Then in Section 4 we give more detailed guidelines for choosing the $\{G_j\}$.

Recall that, once the basis functions $\{G_j\}$ have been selected, the optimal coefficient vector θ^* was expressed in (14) as, $\theta^* = \Gamma(G)^{-1} \pi(\hat{F}G - (P\hat{F})(PG))$, where $\Gamma(G)_{ij} = \pi(G_i G_j - (PG_i)(PG_j))$, $1 \leq i, j \leq k$. But, in view of equation (19) derived above, the entries $\Gamma(G)_{ij}$ can also be written,

$$\begin{aligned} \Gamma(G)_{ij} &:= \pi(G_i G_j - (PG_i)(PG_j)) \\ &= \pi(\hat{U}_i G_j - (P\hat{U}_i)(PG_j)) = \sum_{n=-\infty}^{\infty} \text{Cov}_\pi(U_i(X_0), G_j(X_n)). \end{aligned} \quad (20)$$

This indicates that $\Gamma(G)$ has the structure of a covariance matrix and, in particular, it suggests that $\Gamma(G)$ should be positive semidefinite. Indeed:

Proposition 1. *Let $K(G)$ denote the covariance matrix of the random variables*

$$Y_j := G_j(X_1) - PG_j(X_0), \quad j = 1, 2, \dots, k,$$

where $X_0 \sim \pi$. Then $\Gamma(G) = K(G)$, that is, for all $1 \leq i, j \leq k$,

$$\pi(G_i G_j - (PG_i)(PG_j)) = K(G)_{ij} := E_\pi \left[\left(G_i(X_1) - PG_i(X_0) \right) \left(G_j(X_1) - PG_j(X_0) \right) \right]. \quad (21)$$

PROOF. Expanding the right-hand side of (21) yields,

$$\pi(G_i G_j) - E_\pi[G_i(X_1) P G_j(X_0)] - E_\pi[G_j(X_1) P G_i(X_0)] + \pi((P G_i)(P G_j)),$$

and the result follows upon noting that the second and third terms above are both equal to the fourth. To see this, observe that the second term can be rewritten as,

$$E_\pi \left\{ E \left[G_i(X_1) P G_j(X_0) \mid X_0 \right] \right\} = E_\pi \left[E[G_i(X_1) \mid X_0] P G_j(X_0) \right] = \pi((P G_i)(P G_j)),$$

and similarly for the third term. \square

Therefore, using Proposition 1 the optimal coefficient vector θ^* can also be expressed as,

$$\theta^* = K(G)^{-1} \pi(\hat{F}G - (P\hat{F})(PG)). \quad (22)$$

Now assume that the chain $\{X_n\}$ is reversible. Writing $\Delta = P - I$ for the *generator* of $\{X_n\}$, reversibility is equivalent to the statement that Δ is self-adjoint as a linear operator on the space $L_2(\pi)$. In other words,

$$\pi(F \Delta G) = \pi(\Delta F G),$$

for any two functions $F, G \in L_2(\pi)$. Our first main theoretical result is that the optimal coefficient vector θ^* admits a representation that does not involve the solution \hat{F} of the associated Poisson equation for F :

Proposition 2. *If the chain $\{X_n\}$ is reversible, then the optimal coefficient vector θ^* for the control variates $U_i = G_i - P G_i$, $i = 1, 2, \dots, k$ can be expressed as,*

$$\theta^* = \theta_{rev}^* = \Gamma(G)^{-1} \pi((F - \pi(F))(G + PG)), \quad (23)$$

or, alternatively,

$$\theta_{rev}^* = K(G)^{-1} \pi((F - \pi(F))(G + PG)), \quad (24)$$

where the matrices $\Gamma(G)$ and $K(G)$ are defined in (20) and (21), respectively.

PROOF. Let $\bar{F} = F - \pi(F)$ denote the centered version of F , and recall that \hat{F} solves Poisson's equation for F , so $P\hat{F} = \hat{F} - \bar{F}$. Therefore, using the fact that Δ is self-adjoint on each component of G ,

$$\begin{aligned} \pi(\hat{F}G - (P\hat{F})(PG)) &= \pi(\hat{F}G - (\hat{F} - \bar{F})(PG)) \\ &= \pi(\bar{F}PG - \hat{F}\Delta G) \\ &= \pi(\bar{F}PG - \Delta\hat{F}G) \\ &= \pi(\bar{F}PG + \bar{F}G) \\ &= \pi(\bar{F}(G + PG)). \end{aligned}$$

Combining this with (14) and (22), respectively, proves the two claims of the proposition. \square

The expression (24) suggests estimating θ^* via,

$$\hat{\theta}_{n,K} = K_n(G)^{-1}[\mu_n(F(G + PG)) - \mu_n(F)\mu_n(G + PG)], \quad (25)$$

where the empirical $k \times k$ matrix $K_n(G)$ is defined by,

$$(K_n(G))_{ij} = \frac{1}{n-1} \sum_{t=1}^{n-1} (G_i(X_t) - PG_i(X_{t-1}))(G_j(X_t) - PG_j(X_{t-1})). \quad (26)$$

The resulting estimator $\mu_n(F_{\hat{\theta}_{n,K}})$ for $\pi(F)$ based on the vector of control variates $U = G - PG$ and the estimated coefficients $\hat{\theta}_{n,K}$ is defined as,

$$\mu_{n,K}(F) := \mu_n(F_{\hat{\theta}_{n,K}}) = \mu_n(F) - \langle \hat{\theta}_{n,K}, \mu_n(U) \rangle. \quad (27)$$

This will be the main estimator used in the remainder of the paper.

4 The Choice of Basis Functions and the Basic Methodology

Given an ergodic, reversible Markov chain $\{X_n\}$ with invariant measure π , and a function F whose mean $\pi(F)$ is to be estimated based on samples from the chain, we wish to find a vector of control variates $U = G - PG$ so that, for an appropriately chosen coefficient vector θ , the variance of the modified estimates $\mu_n(F_\theta) = \mu_n(F) - \langle \theta, U \rangle$ in (11) is significantly lower than that of the simple ergodic averages $\mu_n(F)$ in (8).

As noted in the Introduction, like with simple Monte Carlo estimation based on i.i.d. samples, there cannot possibly be a single, universal family of control variates that works well in every problem. Indeed, the choice of effective basis functions $G = \{G_j\}$ is important for constructing useful control variates $U_j = G_j - PG_j$ for variance reduction. Nevertheless – and perhaps somewhat surprisingly – as shown next, it is possible to select basis functions $\{G_j\}$ that provide very effective variance reduction in a wide range of MCMC estimation scenarios stemming from Bayesian inference problems, primarily those where inference is performed via a conjugate random-scan Gibbs sampler. Examples of this basic methodology are presented in Section 5. Extensions and further examples are discussed in Section 6.

Our starting point is the observation that in order to apply the results developed so far, the MCMC sampler at hand needs to be reversible so that the estimator $\hat{\theta}_{n,K}$ in (25) for the optimal coefficient vector θ^* can be used, and also it is necessary that the one-step expectations $PG_j(x) = E[G_j(X_{n+1})|X_n = x]$ of the basis functions G_j should be explicitly computable in closed form. Probably the most natural, general family of MCMC algorithms that satisfy these two requirements is the collection of conjugate random-scan Gibbs samplers, with a target distribution π arising as the posterior density of the parameters in a Bayesian inference study. Moreover, since for large sample sizes the posterior is approximately normal – see, e.g., Bickel and Yahav (1969), Blackwell (1985), Bunke and Milhaud (1998), Ibragimov and Has'minskii (1981) – we focus on the case where π is a multivariate normal distribution.

According to the discussion in Section 2.2, the main goal in choosing the basis functions $G = \{G_j\}$ is that it should be possible to effectively approximate the solution \hat{F} of the Poisson equation for F as a linear combination of the G_j , i.e., $\hat{F} \approx \sum_{j=1}^k \theta_j G_j$. It is somewhat remarkable

that, in the case of random-scan Gibbs sampler with a Gaussian target density, the Poisson equation can be solved explicitly, and its solution is of a particularly simple form:

Theorem 1. *Let $\{X_n\}$ denote the Markov chain constructed from the random-scan Gibbs sampler used to simulate from an arbitrary (nondegenerate) multivariate normal distribution $\pi \sim N(\mu, \Sigma)$ in \mathbb{R}^k . If the goal is to estimate the mean of the first component of π , then letting $F(x) = x^{(1)}$ for $x = (x^{(1)}, x^{(2)}, \dots, x^{(k)})^t \in \mathbb{R}^k$, the solution \hat{F} of the Poisson equation for F can be expressed as linear combination of the co-ordinate basis functions $G_j(x) := x^{(j)}$, $x \in \mathbb{R}^k$, $1 \leq j \leq k$,*

$$\hat{F} = \sum_{j=1}^k \theta_j G_j. \quad (28)$$

Moreover, writing $Q = \Sigma^{-1}$, the coefficient vector θ in (28) is given by the first row of the matrix $k(I - A)^{-1}$, where A has entries $A_{ij} = -Q_{ij}/Q_{ii}$, $1 \leq i \neq j \leq k$, $A_{ii} = 0$ for all i , and $(I - A)$ is always invertible.

PROOF. Let H denote the candidate solution to the Poisson equation, $H(x) = \sum_j \theta_j x^{(j)}$, and write $X = (X^{(1)}, X^{(2)}, \dots, X^{(k)})$ for a random vector with distribution $\pi \sim N(\mu, \Sigma)$. Since π is nondegenerate, Σ is nonsingular and so the precision matrix Q exists and its diagonal entries are nonzero. Since the conditional expectation of a component $X^{(j)}$ of X given the values of the remaining $X^{(-j)} := (X^{(1)}, \dots, X^{(j-1)}, X^{(j+1)}, \dots, X^{(k)})$ is $\mu^{(j)} + \sum_{\ell} A_{j\ell} [X^{(\ell)} - \mu^{(\ell)}]$, we have,

$$PH(x) = \sum_j \theta_j \left\{ \frac{k-1}{k} x^{(j)} + \frac{1}{k} \left[\mu^{(j)} + \sum_{\ell} A_{j\ell} (x^{(\ell)} - \mu^{(\ell)}) \right] \right\},$$

so that,

$$\begin{aligned} PH(x) - H(x) &= -\frac{1}{k} \sum_j \theta_j \left\{ (x^{(j)} - \mu^{(j)}) - \sum_{\ell} A_{j\ell} (x^{(\ell)} - \mu^{(\ell)}) \right\} \\ &= -\frac{1}{k} \theta^t (I - A)(x - \mu), \end{aligned}$$

where we have used the fact that $\sum_{\ell} A_{j\ell} (x^{(j)} - \mu^{(j)}) = \sum_{\ell \neq j} A_{j\ell} (x^{(j)} - \mu^{(j)})$, since the diagonal entries of A are all zero. In order for this to be equal to $-F(x) + \pi(F) = -(x^{(1)} - \mu^{(1)})$ for all x , it suffices to choose θ such that $\theta^t (I - A) = (k, 0, \dots, 0)$, as claimed. Finally, to see that $(I - A)$ is nonsingular (and hence invertible), note that its determinant is equal to $[\prod_j (1/Q_{jj})] \det(Q)$, which is nonzero since Σ is nonsingular by assumption. \square

In terms of MCMC estimation, the statement of Theorem 1 can be rephrased as follows: Suppose that samples from a multivariate Gaussian distribution are simulated via a random-scan Gibbs sampler in order to estimate the mean of one of its components. Then, using the linear basis functions $G_j(x) = x^{(j)}$ to construct a vector of control variates $U = G - PG$, the modified estimator $\mu_{n,K}(F)$ as in (27) should have dramatically smaller variance than the standard ergodic averages $\mu_n(F)$; in fact, the asymptotic variance of $\mu_{n,K}(F)$ in the central limit theorem is equal to zero. This theoretical prediction is verified in a simple simulation example presented in Section 5.

Thus motivated, we now state the basic version of the variance reduction methodology proposed in this work.

OUTLINE OF THE BASIC METHODOLOGY

- (i) Given:
 - A multivariate posterior distribution $\pi(x) = \pi(x^{(1)}, x^{(2)}, \dots, x^{(d)})$
 - A reversible Markov chain $\{X_n\}$ with stationary distribution π
 - A sample of length n from the chain $\{X_n\}$
- (ii) Goal:
 - Estimate the posterior mean $\mu^{(i)}$ of $x^{(i)}$
- (iii) Define:
 - $F(x) = x^{(i)}$
 - Basis functions as the co-ordinate functions $G_j(x) = x^{(j)}$
 for all j for which $PG_j(x) := E[X_{n+1}^{(j)} | X_n = x]$
 is computable in closed form
 - The corresponding control variates $U_j = G_j - PG_j$
- (iv) Estimate:
 - The optimal coefficient vector θ^* by $\hat{\theta}_{n,K}$ as in (25)
 - The quantity of interest $\mu^{(i)}$ by the modified estimators
 $\mu_{n,K}(F)$ as in (27)

Before examining the performance of this methodology in practice we recall that the Markov chain in Theorem 1 is perhaps the single most complex example of a Markov chain naturally arising in an applied context, for which there is an explicit solution to the Poisson equation.

Finally we mention that, even if the posterior distribution π to be simulated is not Gaussian, in many cases it is possible to re-parametrize the model so that π is either Gaussian or approximately Gaussian; see, e.g., Hills and Smith (1992) and Tibshirani and Wasserman (1994).

5 MCMC Examples of the Basic Methodology

Here we present three examples of the application of the basic methodology outlined in the previous section. The examples below as well as those in Section 6 are chosen as representative cases covering a broad class of real applications of Bayesian inference.

In Example 1, a bivariate normal density is simulated by random-scan Gibbs sampling. This setting is considered primarily as an illustration of the result of Theorem 1, and also as a simplified version of many examples in the large class of inference studies with an approximately normal posterior distribution. As expected, the variance of the modified estimators in this case is dramatically smaller.

Example 2 considers a case of Bayesian inference via MCMC, with a large hierarchical normal linear model. In part due to the complexity of the model, it is perhaps natural to expect that the posterior is approximately Gaussian, and, indeed, the basic methodology of the previous section is shown to provide very significant variance reduction.

Finally, in Example 3 the use of the basic methodology is illustrated in the case of Metropolis-within-Gibbs sampling from the posterior of a “difficult” model, where the use of heavy-tailed priors results in heavy-tailed posterior densities. Such densities are commonly met in, for exam-

ple, spatial statistics; see Dellaportas and Roberts (2003) for an illustrative example. Even in this case where the posterior is certainly not approximately normal, it is demonstrated that the basic methodology is still very effective in reducing the estimation variance. This example also illustrates the point that, often, not all basis function G_j can be easily used in the construction of control variates, as indicated in the second part of step (iii) of the description of the basic methodology above.

Example 1. The bivariate Gaussian through the random-scan Gibbs sampler. Let $(X, Y) \sim \pi(x, y)$ be an arbitrary bivariate normal distribution, where, without loss of generality, we take the expected values of both X and Y to be zero and the variance of X to be equal to one. Let $\text{Var}(Y) = \tau^2$ and the covariance $E(XY) = \rho\tau$ for some $\rho \in (-1, 1)$. Given arbitrary initial values $x_0 = x$ and $y_0 = y$, the random-scan Gibbs sampler selects one of the two coordinates at random, and either updates y by sampling from $\pi(y|x) \sim N(\rho\tau x, \tau^2(1 - \rho^2))$, or x from $\pi(x|y) \sim N(\frac{\rho}{\tau}y, 1 - \rho^2)$. Continuing this way produces a reversible Markov chain $\{(X_n, Y_n)\}$ with distribution converging to π . To estimate the expected value of X under π we set $F(x, y) = x$, and define the basis functions $G_1(x, y) = x$ and $G_2(x, y) = y$. The corresponding functions PG_1 and PG_2 are easily computed as,

$$PG_1(x, y) = \frac{1}{2} \left[x + \frac{\rho y}{\tau} \right] \quad \text{and} \quad PG_2(x, y) = \frac{1}{2} (y + \rho\tau x).$$

The parameter values are chosen as, $\rho = 0.99$ and $\tau^2 = 10$, so that the two components are highly correlated and the sampler converges slowly, making the variance of the standard estimates $\mu_n(F)$ large. Using the samples produced by the resulting chain with initial values $x_0 = y_0 = 0.5$, we examine the performance of the modified estimator $\mu_{n,K}(F)$, and compare it with the performance of the standard ergodic averages $\mu_n(F)$.

Figure 1 depicts a typical realization of the sequence of estimates obtained by the two estimators, for $n = 20000$ simulation steps; the factors by which the variance of $\mu_n(F)$ is larger than that of $\mu_{n,K}(F)$ are shown in Table 1. In view of Theorem 1, it is not surprising that the estimator $\mu_{n,K}(F)$ is clearly much more effective than $\mu_n(F)$.

Variance reduction factors						
	Simulation steps					
Estimator	$n = 1000$	$n = 10000$	$n = 50000$	$n = 100000$	$n = 200000$	$n = 500000$
$\mu_{n,K}(F)$	4.13	27.91	122.4	262.5	445.0	1196.6

Table 1: Estimated factors by which the variance of $\mu_n(F)$ is larger than the variance of $\mu_{n,K}(F)$, after $n = 1000, 10000, 50000, 100000, 200000$ and 500000 simulation steps.

In this and in all subsequent examples, the reduction in the variance was computed from independent repetitions of the same experiment: For $\mu_n(F)$, $T = 200$ different estimates $\mu_n^{(i)}(F)$, for $i = 1, 2, \dots, T$, were obtained, and the variance of $\mu_n(F)$ was estimated by,

$$\frac{1}{T-1} \sum_{i=1}^T [\mu_n^{(i)}(F) - \bar{\mu}_n(F)]^2,$$

where $\bar{\mu}_n(F)$ is the average of the $\mu_n^{(i)}(F)$. The same procedure was used to estimate the variance of $\mu_{n,K}(F)$.

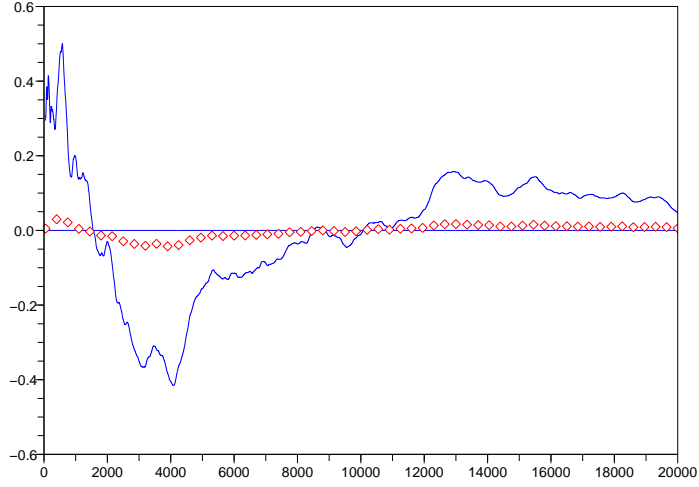


Figure 1: The sequence of the standard ergodic averages is shown as a solid blue line and the modified estimates $\mu_{n,K}(F)$ as red diamonds. For visual clarity, the values $\mu_{n,K}(F)$ are plotted only every 350 simulation steps.

Example 2. A hierarchical normal linear model. In an early application of MCMC in Bayesian statistics, Gelfand et al. (1990) illustrate the use of Gibbs sampling for inference in a large hierarchical normal linear model. The data consist of $N = 5$ weekly weight measurements of $\ell = 30$ young rats, whose weight is assumed to increase linearly in time, so that,

$$Y_{ij} \sim N(\alpha_i + \beta_i x_{ij}, \sigma_c^2), \quad 1 \leq i \leq \ell, \quad 1 \leq j \leq N,$$

where the Y_{ij} are the measured weights and the x_{ij} denote the corresponding rats' ages (in days). The population structure and the conjugate prior specification are assumed to be of the customary normal-Wishart-inverse gamma form: For $i = 1, 2, \dots, \ell$,

$$\begin{aligned} \phi_i &= \begin{pmatrix} \alpha_i \\ \beta_i \end{pmatrix} \sim N(\mu_c, \Sigma_c) \\ \mu_c &= \begin{pmatrix} \alpha_c \\ \beta_c \end{pmatrix} \sim N(\eta, C) \\ \Sigma_c^{-1} &\sim W((\rho R)^{-1}, \rho) \\ \sigma_c^2 &\sim \text{IG}\left(\frac{\nu_0}{2}, \frac{\nu_0 \tau_0^2}{2}\right), \end{aligned}$$

with known values for η, C, ν_0, ρ, R and τ_0 .

The posterior π has $k := 2\ell + 2 + 3 + 1 = 66$ parameters, and MCMC samples from $((\phi_i), \mu_c, \Sigma_c, \sigma_c^2) \sim \pi$ can be generated via conjugate Gibbs sampling since the full conditional densities of all four parameter blocks (ϕ_i) , μ_c , Σ_c , and σ_c^2 , are easily identified explicitly in terms of standard distributions; cf. Gelfand et al. (1990). For example, conditional on $(\phi_i), \Sigma_c, \sigma_c^2$ and the observations (Y_{ij}) , the means μ_c have a bivariate normal distribution with covariance matrix

$V := (\ell \Sigma_c^{-1} + C^{-1})^{-1}$ and mean,

$$V \left[\Sigma_c^{-1} \left(\sum_i \phi_i \right) + C^{-1} \eta \right]. \quad (29)$$

Suppose, first, that we wish to estimate the posterior mean of α_c . We use a four-block, random-scan Gibbs sampler, which at each step selects one of the four blocks at random and replaces the current values of the parameter(s) in that block with a draw from the corresponding full conditional density. We set $F((\phi_i), \mu_c, \Sigma_c, \sigma_c^2) = \alpha_c$, and construct control variates according to the basic methodology by first defining $k = 66$ basis functions G_j and then computing the one step expectations PG_j . For example, numbering each G_j with the corresponding index in the order in which it appears above, we have $G_{61}((\phi_i), \mu_c, \Sigma_c, \sigma_c^2) = \alpha_c$, and from (29) we obtain,

$$PG_{61}((\phi_i), \mu_c, \Sigma_c, \sigma_c^2) = (3/4)\alpha_c + (1/4)(\ell \Sigma_c^{-1} + C^{-1})^{-1} \left[\Sigma_c^{-1} \left(\sum_i \phi_i \right) + C^{-1} \eta \right].$$

Figure 2 shows a typical realization of the sequence of estimates obtained by the standard estimators $\mu_n(F)$ and by the modified estimators $\mu_{n,K}(F)$, for $n = 50000$ simulation steps. The variance of $\mu_{n,K}(F)$ was found to be approximately **30 times** smaller than that of $\mu_n(F)$. The second row of Table 2 shows the estimated variance reduction factors obtained at various stages of the MCMC simulation, based on $T = 100$ repetitions of the same experiment, performed as in Example 1.

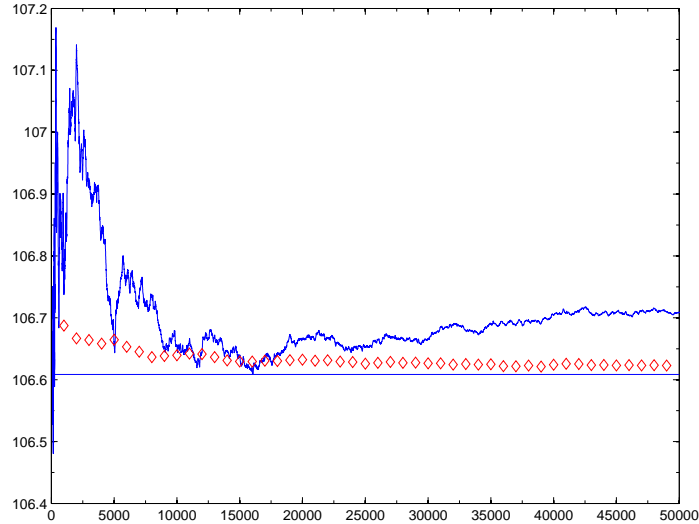


Figure 2: The sequence of the standard ergodic averages is shown as a solid blue line and the modified estimates $\mu_{n,K}(F)$ as red diamonds. For visual clarity, the values $\mu_{n,K}(F)$ are plotted only every 1000 simulation steps. The “true” value of the posterior mean of α_c , shown as a horizontal line, was computed after $n = 10^7$ Gibbs steps and taken to be ≈ 106.6084 .

The initial values of the sampler were chosen as follows. For the (ϕ_i) we used the ordinary least squares estimates obtained from $\ell = 30$ independent regressions; their sample mean and covariance matrix provided starting values for μ_c and Σ_c , respectively, and a pooled variance

Variance reduction factors						
	<i>Simulation steps</i>					
<i>Parameter</i>	$n = 1000$	$n = 10000$	$n = 20000$	$n = 50000$	$n = 100000$	$n = 200000$
(ϕ_i)	1.59-3.58	9.12-31.02	11.73-61.08	10.04-81.36	12.44-85.99	9.38-109.2
α_c	2.99	15.49	32.28	31.14	28.82	36.48
β_c	3.05	19.96	34.05	39.22	32.33	36.04
Σ_c	1.15-1.38	4.92-5.74	5.36-7.60	3.88-5.12	4.91-5.34	3.65-6.50
σ_c^2	2.01	5.06	5.23	5.17	4.75	5.79

Table 2: Estimated factors by which the variance of $\mu_n(F_j)$ is larger than the variance of $\mu_{n,K}(F)$, after $n = 1000, 10000, 20000, 50000, 100000$ and 200000 simulation steps. A different function F_j is defined for each of the $k = 66$ scalar parameters in the vector $((\phi_i), \mu_c, \Sigma_c, \sigma_c^2)$, and the same vector of control variates is used for all of them, as specified by the basic methodology of Section 4. In the first row, instead of individual variance reduction factors, we state the range of variance reduction factors obtained on the 60 individual parameters (ϕ_i) , and similarly for the three parameters of Σ_c in the fourth row.

estimate of the individual regression errors provided the initial value of σ_c^2 . The observed data (Y_{ij}) and known parameter values for η, C, ν_0, ρ, R and τ_0 , are as in Gelfand et al. (1990).

More generally, in such a study we would be interested in the posterior mean of all of the $k = 66$ model parameters. The same experiment as above was performed simultaneously for all the parameters. Specifically, 66 different functions F_j , $j = 1, 2, \dots, 66$ were defined, one for each scalar component of the parameter vector $((\phi_i), \mu_c, \Sigma_c, \sigma_c^2)$, and the modified estimators $\mu_{n,K}(F_j)$ were used for each parameter, with respect to the same collection of control variates as before. The resulting variance reduction factors (again estimated from $T = 100$ repetitions) are shown in Table 2.

Example 3. Metropolis-within-Gibbs sampling from a heavy-tailed posterior. We consider an inference problem motivated by a simplified version of an example in Roberts and Rosenthal (2009). Suppose N i.i.d. observations $y = (y_1, y_2, \dots, y_N)$ are drawn from a $N(\phi, V)$ distribution, and place independent priors $\phi \sim \text{Cauchy}(0, 1)$ and $V \sim \text{IG}(1, 1)$, on the parameters ϕ, V , respectively. The induced full conditionals of the posterior are easily seen to satisfy,

$$\begin{aligned} \pi(\phi|V, y) &\propto \left(\frac{1}{1 + \phi^2} \right) \exp \left\{ -\frac{1}{2V} \sum_i (\phi - y_i)^2 \right\}, \\ \text{and } \pi(V|\phi, y) &\sim \text{IG} \left(1 + \frac{N}{2}, 1 + \frac{1}{2} \sum_i (\phi - y_i)^2 \right). \end{aligned}$$

Since the distribution $\pi(\phi|V, y)$ is not of standard form, direct Gibbs sampling is not possible. Instead, we use a random-scan Metropolis-within-Gibbs sampler, cf. Müller (1993), Tierney (1994), and either update V from its conditional (Gibbs step), or update ϕ in a random walk-Metropolis step with a $\phi' \sim N(\phi, 1)$ proposal, each case chosen with probability 1/2. Because both the Cauchy and the inverse gamma distributions are heavy-tailed, we naturally expect that the MCMC samples will be highly variable. Indeed, this was found to be the case in the simulation example considered, where the above algorithm is applied to a vector y of $N = 100$ i.i.d. $N(2, 4)$ observations, and with initial values $\phi_0 = 0$ and $V_0 = 1$. As a result of this variability, the standard empirical averages of the values of the two parameters also converge

very slowly. Since V is the more variable of the two, we let $F(\phi, V) = V$ and consider the problem of estimating its posterior mean.

We compare the performance of the standard empirical averages $\mu_n(F)$ with that of the modified estimators $\mu_{n,K}(F)$. As dictated by the basic methodology, we define $G_1(\phi, V) = \phi$ and $G_2(\phi, V) = V$, but we note that the one-step expectation $PG_1(\phi, V)$ cannot be obtained analytically because of the presence of the Metropolis step. Therefore, we use a single control variate $U = G - PG$ defined in terms of the basis function $G(\phi, V) = V$.

Figure 3 shows a typical realization of the results of the two estimators, for $n = 10000$ simulation steps. The corresponding variance reduction factors, estimated from $T = 100$ repetitions of the same experiment, are **7.89**, **7.48**, **10.46** and **8.54**, after $n = 10000$, 50000, 100000 and 200000 MCMC steps, respectively.

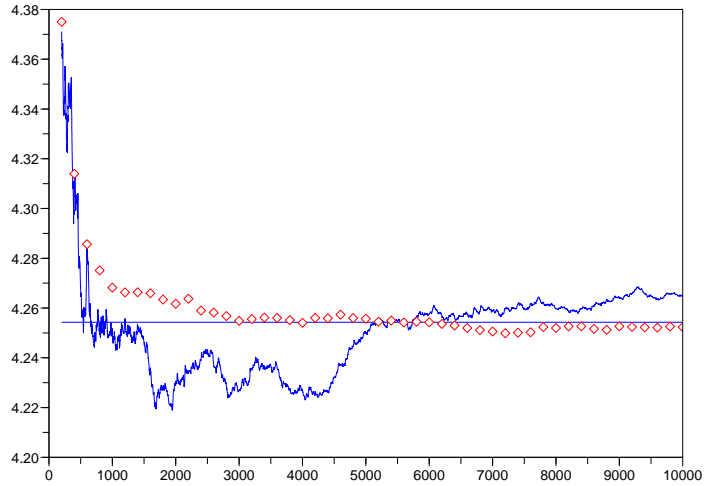


Figure 3: The sequence of the standard ergodic averages is shown as a solid blue line, and the modified estimates $\mu_{n,K}(F)$ as red diamonds. For visual clarity, the values $\mu_{n,K}(F)$ are plotted only every 200 simulation steps. The “true” posterior mean of V , plotted as a horizontal line, is estimated to be ≈ 4.254 after 10 million simulation steps.

6 Extensions of the Basic Methodology

As discussed in the Introduction, unlike in the case of independent sampling where control variates need to be identified separately in each particular application, the basic methodology developed here provides a simple method for the construction of a family of control variates that are immediately applicable to a wide range of MCMC estimation problems. In particular, it applies to any Bayesian inference study where samples from the posterior are generated by a conjugate random-scan Gibbs sampler.

In this section we discuss extensions of the basic methodology along three directions where, in each case, we indicate how a different class of basis functions $\{G_j\}$ can either make the use of the associated control variates more effective, or it can allow their applications to more general

classes of MCMC samplers than those considered so far. Each of these directions is illustrated via a detailed MCMC example.

6.1 ‘Non-conjugate’ samplers

As noted earlier, the main requirements for the applicability of the basic methodology of Section 4 are that the MCMC sampler be reversible, and that the conditional expectations $PG_j(x) = E[G_j(X_{n+1})|X_n = x]$ of (at least some of) the co-ordinate functions G_j be explicitly computable. Example 4 below illustrates the case of a (non-conjugate) Gibbs sampler used in the analysis of a log-linear model, where, although the functions PG_j cannot be computed in closed form, it is easy to identify a different collection of basis functions $\{G_j\}$ for which the values of the $\{PG_j\}$ are readily available. With find that, using the resulting control variates $U_j = G_j - PG_j$ with the modified estimator in (4) to estimate the posterior means of the model parameters, reduces the estimation variance by a factor approximately between 3.5 and 180.

Example 4. A log-linear model. We consider the $2 \times 3 \times 4$ table presented by Knuiman and Speed (1988), where 491 subjects were classified according to hypertension (yes, no), obesity (low, average, high) and alcohol consumption (0, 1-2, 3-5, or 6+ drinks per day). We choose to estimate the parameters of the log-linear model with three main effects and no interactions, specified as,

$$y_i \sim \text{Poisson}(\mu_i), \quad \log(\mu_i) = z_i^t \beta, \quad i = 1, 2, \dots, 24,$$

where the y_i denote the cell frequencies, modeled as Poisson variables with corresponding means μ_i , each z_i is the i th row of the 24×7 design matrix z based on sum-to-zero constraints, and $\beta = (\beta_1, \beta_2, \dots, \beta_7)^t$ is the parameter vector. [In Dellaportas and Forster (1999) this model was identified as having the highest posterior probability among all log-linear interaction models, under various prior specifications.]

Assuming a flat prior on β , standard Bayesian inference via MCMC can be performed either by a Gibbs sampler that exploits the log-concavity of full conditional densities as in Dellaportas and Smith (1993), or by a multivariate random walk Metropolis-Hastings sampler, with a maximum-likelihood estimate of the covariance matrix offering guidance as to the form of the proposal density. Instead, here we observe that the full conditional density of each β_j is the same as the distribution of the *logarithm* of a gamma random variable with density,

$$\text{Gamma} \left(\sum_i y_i z_{ij}, \sum_{i: z_{ij}=1} \exp \left\{ \sum_{\ell \neq j} \beta_\ell z_{i\ell} \right\} \right). \quad (30)$$

Hence a (reversible) random-scan Gibbs sampler can be implemented by producing samples according to the distributions in (30) and taking their logarithm to obtain samples from the correct full conditional density of each β_j .

In order to estimate the posterior mean of every component of β , we consider all seven estimation problems simultaneously, and set $F_j(\beta) = \beta_j$ for all $1 \leq j \leq 7$. But, since the mean of the logarithm of a gamma-distributed random variable is not known explicitly, we cannot compute the conditional expectations PG_j for the co-ordinate functions $G_j(\beta) = \beta_j$ dictated by the basic methodology. On the other hand, it is clear that the mean of $\exp(\beta_j)$ under the full conditional density of β_j is simply the mean of the gamma density in (30). Hence, defining basis

functions $G_j(\beta) = \exp(\beta_j)$ for each $j = 1, 2, \dots, 7$, we can simply compute,

$$PG_j(\beta) = \frac{6}{7} \exp(\beta_j) + \frac{1}{7} \left(\frac{\sum_i y_i z_{ij}}{\sum_{i: z_{ij}=1} \exp\left(\sum_{\ell \neq j} \beta_\ell z_{i\ell}\right)} \right).$$

Therefore, we can use the same $k = 7$ control variates U_1, U_2, \dots, U_7 for each F_j , where the $U_\ell = G_\ell - PG_\ell$ are defined in terms of the basis functions above, in conjunction with the modified estimators $\mu_{n,K}(F_j)$ as before. The variance reduction factors obtained by $\mu_{n,K}(F_j)$ after $n = 100000$ simulation steps range between 57.16 and 170.34, for different parameters β_j . More precisely, averaging over $T = 100$ repetitions, the estimated variance reduction factors obtained by $\mu_{n,K}(F_j)$ are in the range, **3.55–5.57**, **38.2–57.69**, **66.20–135.51**, **57.16–170.34** and **85.41–179.11**, after $n = 1000, 10000, 50000, 100000$ and 200000 simulation steps, respectively. Figure 4 shows an example of the simulated results for a sequence of the estimates $\mu_n(F_7)$ and $\mu_{n,K}(F_7)$ for β_7 . All MCMC chains were started at the corresponding maximum likelihood estimates.

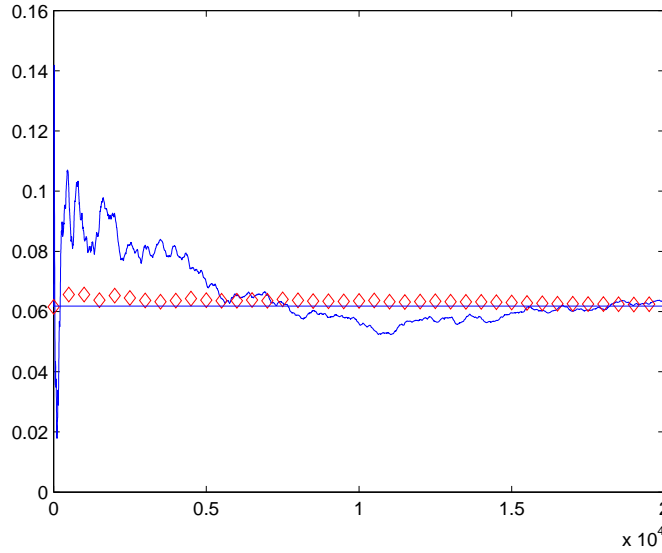


Figure 4: Log-linear model: The sequence of the standard estimates $\mu_n(F_7)$ for β_7 is shown as a solid blue line; the modified estimates $\mu_{n,K}(F_7)$, plotted every 500, iterations, are plotted as red diamonds. The straight horizontal line represents the estimate obtained after 5 million iterations.

6.2 Complex models

In some estimation problems involving more complex models, especially when there is reason to expect that the posterior distribution is highly non-Gaussian, it may be possible to identify more effective basis functions $\{G_j\}$ than the co-ordinate functions dictated by the basic methodology, by examining the form of the associated Poisson equation, as indicated by the first rule of thumb of Section 2.2; that is, by choosing the functions G_j so that a linear combination of the form $\sum \theta_j G_j$ approximately satisfies the Poisson equation for the target function F . One such scenario is illustrated in the following example, which presents an analysis of a two-component Gaussian

mixtures model. In order to estimate the posterior means of the two location parameters, a standard random-scan Gibbs sampler is employed and the samples are re-ordered at the post-processing stage. Despite the complex structure of the resulting chain, the basic methodology can still be applied, but it is found to make little difference in reducing the estimation variance. On the other hand, a straightforward heuristic analysis of the associated Poisson equation indicates that the choice of two simple functions G_1, G_2 as the basis functions may lead to a fairly accurate approximation for the solution of the associated Poisson equation. Indeed, the resulting control variates are found to reduce the estimation variance by a factor ranging approximately between 15 and 55.

Example 5. Gaussian mixtures. Mixtures of densities provide a versatile class of statistical models that have received a lot of attention from both a theoretical and a practical perspective. Mixtures primarily serve as a means of modelling heterogeneity for classification and discrimination, and as a way of formulating flexible models for density estimation. Although one of the first major success stories in the MCMC community was the Bayesian implementation of the finite Gaussian mixtures problem (cf. Tanner and Wong (1987), Diebolt and Robert (1994)), there are still numerous unresolved issues in inference for finite mixtures, as discussed, for example, in the review paper by Marin et al. (2005). These difficulties emanate primarily from the fact that such models are often ill-posed or non-identifiable. In terms of Bayesian inference via MCMC, these issues reflect important problems in prior specifications and label switching. In particular, improper priors are hard to use and proper mixing over all posterior modes requires enforcing label-switching moves through Metropolis steps. Detailed discussions of the dangers emerging from prior specifications and identifiability constraints can be found in Marin et al. (2005), Lee et al. (2009), Jasra et al. (2005).

We employ a two-component Gaussian mixtures model. Starting with $N = 500$ data points $y = (y_1, y_2, \dots, y_N)$ generated from the mixture distribution $0.7N(0, 0.5^2) + 0.3N(0.1, 3^2)$, and assuming that the means, variances and mixing proportions are all unknown, we consider the problem of estimating the two means. The usual Bayesian formulation introduces parameters $(\mu_1, \mu_2, \sigma_1^2, \sigma_2^2, Z, p)$, as follows. The data are assumed to be i.i.d. from $pN(\mu_1, \sigma_1^2) + (1 - p)N(\mu_2, \sigma_2^2)$, and we place the following priors: $p \sim \text{Dirichlet}(\delta, \delta)$, the two means μ_1, μ_2 are independent with each $\mu_j \sim N(\xi, \kappa^{-1})$, and similarly the variances are independent with each $\sigma_j^{-2} \sim \text{Gamma}(\alpha, \beta)$. We adopt the vague, data-dependent prior structure of Richardson and Green (1997); δ is set equal to 1, ξ is set equal to the empirical mean of the data y , $\kappa^{-1/2}$ is taken to be equal to the data range, $\alpha = 2$ and $\beta = 0.02\kappa^{-1}$. Conditional on $(\mu_1, \mu_2, \sigma_1^2, \sigma_2^2, p)$, the latent variables $Z = (Z_1, Z_2, \dots, Z_N)$ are i.i.d. with $\Pr\{Z_i = 1\} = 1 - \Pr\{Z_i = 2\} = p$, and, given the entire parameter vector $(\mu_1, \mu_2, \sigma_1^2, \sigma_2^2, Z, p)$, the data $y = (y_i)$ are i.i.d. with each y_i having distribution $N(\mu_j, \sigma_j^2)$ if $Z_i = j$, for $i = 1, 2, \dots, N$, $j = 1, 2$.

In order to estimate the location parameters (μ_1, μ_2) we sample from the posterior via a standard random-scan Gibbs sampler, and we also introduce the *a priori* restriction that $\mu_1 < \mu_2$. In terms of the sampling itself, as noted, e.g., by Stephens (1997), it is preferable to first obtain draws from the unconstrained posterior distribution and then to impose the identifiability constraint at the post-processing stage. In each iteration, the random-scan Gibbs sampler selects one of the four parameter blocks (μ_1, μ_2) , (σ_1^2, σ_2^2) , Z or p , each with probability $1/4$, and draws a sample from the corresponding full conditional density. These densities are all of standard form and easy to sample from; see, for example, Richardson and Green (1997). In particular,

the two means are conditionally independent with,

$$\mu_j \sim N \left(\frac{\sigma_j^{-2} \sum_i (y_i + \kappa \xi) \mathbb{I}_{\{Z_i=j\}}}{\sigma_j^{-2} n_j + \kappa}, \frac{1}{\sigma_j^{-2} n_j + \kappa} \right), \quad \text{where } n_j = \#\{i : Z_i = j\}, \quad j = 1, 2. \quad (31)$$

Note that the data y have been generated so that the two means are very close, resulting in frequent label switching throughout the MCMC run and in near-identical marginal densities for μ_1 and μ_2 .

We perform a post-processing relabelling of the sampled values according to the above restriction and denote the ordered sampled vector by $(\mu_1^o, \mu_2^o, \sigma_1^{o,2}, \sigma_2^{o,2}, Z^o, p^o)$. In order to estimate the posterior mean of μ_1 , let,

$$F(\mu_1, \mu_2, \sigma_1^2, \sigma_2^2, Z, p) := \mu_1^o = \min\{\mu_1, \mu_2\}.$$

Since all the one-step conditional expectations PG_j of the co-ordinate basis functions G_j can be explicitly computed (using the full conditional densities of the sampler), the basic methodology can be applied directly in this case. But repeated simulation experiments indicate that the gain in variance reduction is generally negligible. Specifically, if all the co-ordinate functions are used – one for each parameter in the vector $(\mu_1, \mu_2, \sigma_1^2, \sigma_2^2, Z, p)$ – then $\mu_{n,K}(F)$ includes a linear combination of 505 control variates, since there are $N = 500$ latent variables $Z = (Z_i)$. This introduces a large amount of additional variability in $\mu_{n,K}(F)$, and its variance is generally larger than that of $\mu_n(F)$. Moreover, even if the class of basis functions is restricted to the main five parameters $(\mu_1, \mu_2, \sigma_1^2, \sigma_2^2, p)$, we still find that the use of control variates only produces a negligible advantage, if any, compared to the standard estimates $\mu_n(F)$.

In order to select a potentially more effective collection $\{G_j\}$ recall that, according to the first rule of thumb of Section 2.2, a linear combination of the G_j would ideally satisfy, at least approximately, the associated Poisson equation for F , namely, $P\hat{F} - \hat{F} = -F + \pi(F) = -\mu_1^o + \pi(F)$. The first important observation here is that the right-hand side of the Poisson equation is a function of the ordered sample, whereas all the functions G_j considered earlier are independent of the ordering of the two means. Therefore, a natural first candidate for a basis function is to take $G_1(\mu_1, \mu_2, \sigma_1^2, \sigma_2^2, Z, p) = \mu_1^o$; then PG_1 , the expected value of $\min\{\mu_1, \mu_2\}$ under (31), is,

$$\begin{aligned} PG_1(\mu_1, \mu_2, \sigma_1^2, \sigma_2^2, Z, p) &= \frac{3}{4} G_1(\mu_1, \mu_2, \sigma_1^2, \sigma_2^2, Z, p) \\ &+ \frac{\nu_1}{4} \Phi \left(\frac{\nu_2 - \nu_1}{\sqrt{\tau_1^2 + \tau_2^2}} \right) + \frac{\nu_2}{4} \Phi \left(\frac{\nu_1 - \nu_2}{\sqrt{\tau_1^2 + \tau_2^2}} \right) - \frac{1}{4} \sqrt{\tau_1^2 + \tau_2^2} \phi \left(\frac{\nu_2 - \nu_1}{\sqrt{\tau_1^2 + \tau_2^2}} \right), \end{aligned} \quad (32)$$

where ν_j and τ_j^2 are the means and variances of μ_j , respectively, for $j = 1, 2$, under the full conditional densities in (31); see, for example, Cain (1994).

If $PG_1 - G_1$ were approximately equal to a multiple of μ_1^o (up to additive constant terms), we could stop here. But (32) shows that this difference contains several terms unrelated to μ_1^o , with significant additional variability. So the natural next step is to select G_2 so that the contribution $PG_2 - G_2$ may approximately cancel out the last three terms in the right-hand side of (32). Since the nonlinear terms involving ϕ and Φ are hard to handle analytically and are also bounded, we focus on approximating the $\sqrt{\tau_1^2 + \tau_2^2}$ factor. Note that κ is typically small compared to n_1 and n_2 , so τ_1^2 can be approximated by $\sigma_1^2/(Np)$ and τ_2^2 by $\sigma_2^2/(N(1-p))$. Finally, since the influence of σ_1^o is likely to be dominant over that of σ_2^o with respect to μ_1^o , a straightforward

first-order Taylor expansion shows that the dominant linear term is σ_1^o , suggesting the choice $G_2(\mu_1, \mu_2, \sigma_1^2, \sigma_2^2, Z, p) = \sigma_1^o$.

To compute PG_2 , first note that the probability that $\mu_1 < \mu_2$ under (31), is,

$$p(\text{order}) := \frac{\Phi(E(\mu_2|\cdots) - E(\mu_1|\cdots))}{\sqrt{E(\sigma_1^2|\cdots) + E(\sigma_2^2|\cdots)}},$$

where all four expectations above are taken under the corresponding full conditional densities. Moreover, since the full conditional of each σ_j^{-2} is a gamma density, the expectations of σ_1 , σ_2 , σ_1^2 , and σ_2^2 , are all available in closed form. Therefore, $p(\text{order})$ can be computed explicitly, and,

$$\begin{aligned} PG_2(\mu_1, \mu_2, \sigma_1^2, \sigma_2^2, Z, p) &= \frac{1}{2}G_2(\mu_1, \mu_2, \sigma_1^2, \sigma_2^2, Z, p) \\ &+ \frac{1}{4} [\mathbb{I}_{\{\mu_1 < \mu_2\}}E(\sigma_1|\cdots) + \mathbb{I}_{\{\mu_1 > \mu_2\}}E(\sigma_2|\cdots)] + \frac{1}{4} [p(\text{order})\sigma_1 + (1 - p(\text{order}))\sigma_2], \end{aligned}$$

where, again, the expectations are taken under the corresponding full conditional densities.

With this choice of basis functions $G = (G_1, G_2)^t$, we define the corresponding control variates $U = G - PG$, and compare the performance of the modified estimator $\mu_{n,K}(F)$ with that of the standard estimates $\mu_n(F)$. The resulting variance reduction factors (estimated from $T = 100$ repetitions of the same experiment) are **16.17**, **25.36**, **38.99**, **44.5** and **36.16**, after $n = 1000, 10000, 50000, 100000$ and 200000 simulation steps, respectively. Figure 5 shows the results of a typical simulation run. The initial values of the sampler were taken after a 1000-iteration burn-in period, and the horizontal line in the graph depicting the “true” value of the posterior mean of F was obtained after 5 million Gibbs iterations.

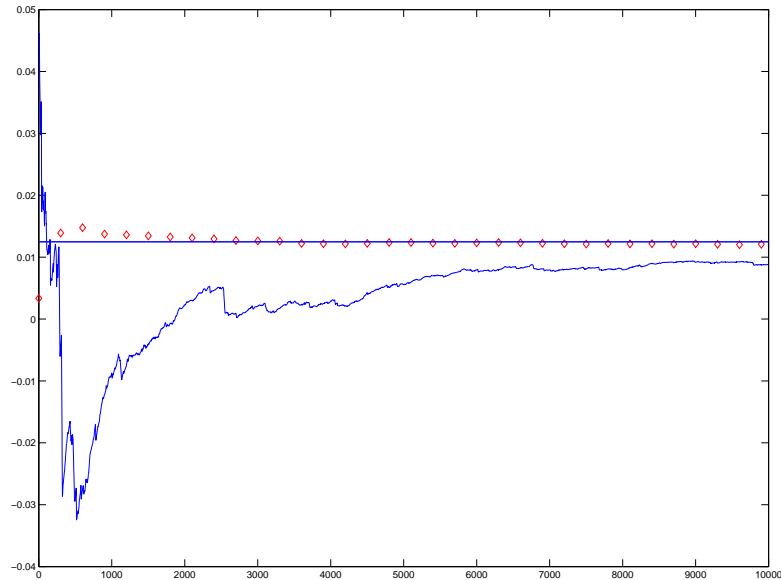


Figure 5: Two-component Gaussian mixture model: The sequence of the standard ergodic averages for μ_1 is shown as a solid blue line and the modified estimates $\mu_{n,K}(F)$, reported every 300 iterations, as red diamonds.

6.3 General statistics of interest

In estimation problems where the quantity of interest is not the posterior mean of one of the parameters (so that F itself is not one of the co-ordinate functions), it is unlikely that the co-ordinate functions $\{G_j\}$ would still lead to effective control variates. Instead, we argue that it is more appropriate, in accordance to the second rule of thumb of Section 2.2, to select basis functions G_j so that the resulting control variates $U_j := G_j - PG_j$ will be highly correlated with F . A particular such instance is illustrated in Example 6 below, where we examine a Bayesian model-selection problem arising from a two-threshold autoregressive model after all other parameters have been integrated out. [Such applications have recently found very intense interest, especially in the context of genetics; see, e.g., Bottolo and Richardson (2010), where the model space is endowed with a multimodal discrete density.] Here, the model space is sampled by a discrete random-walk Metropolis-Hastings algorithm, and the quantity of interest is the posterior probability of a particular model. Defining three basis functions $\{G_j\}$ that are naturally expected to be highly correlated with F , we find that the variance of the modified estimators in (4) is at least 30 times smaller than that of the standard ergodic averages.

Example 6. A two-threshold autoregressive model. We revisit the monthly U.S. 3-month treasury bill rates, from January 1962 until December 1999, previously analyzed by Dellaportas et al. (2007) using flexible volatility threshold models. The time series has $N = 456$ points and is denoted by $r = (r_t) = (r_t ; t = 1, 2, \dots, N)$. Here the data are modeled in terms of a self-exciting threshold autoregressive model, with two regimes; it is one of the models proposed by Pfann et al. (1996), and it is defined as,

$$\Delta r_t = \left\{ \begin{array}{ll} \alpha_{10} + \alpha_{11}r_{t-1} & r_{t-1} < c_1 \\ \alpha_{20} + \alpha_{21}r_{t-1} & r_{t-1} \geq c_1 \end{array} \right\} + \left\{ \begin{array}{ll} \sigma_1 \epsilon_t & r_{t-1} < c_2 \\ \sigma_2 \epsilon_t & r_{t-1} \geq c_2 \end{array} \right\}, \quad (33)$$

where $\Delta r_t = r_t - r_{t-1}$, and the parameters c_1, c_2 are the thresholds where mean or volatility regime shifts occur. Instead, we re-write the model as,

$$\Delta r_t = \left\{ \begin{array}{ll} \alpha_{10} + \alpha_{11}r_{t-1} & r_{t-1} < c_1 \\ \alpha_{20} + \alpha_{21}r_{t-1} & r_{t-1} \geq c_1 \end{array} \right\} + \left\{ \begin{array}{ll} \sigma \epsilon_t & r_{t-1} < c_2 \\ \sigma(1 + \gamma)^{1/2} \epsilon_t & r_{t-1} \geq c_2 \end{array} \right\}, \quad (34)$$

where $\gamma \geq -1$ characterizes the jump in σ^2 between the two volatility regimes. Whereas Pfann et al. (1996) use a Gibbs sampler to estimate the parameters of the model in (33), we exploit the parameterization (34) as follows. Independent improper conjugate priors are adopted for the variance, $\pi(\sigma^2) \propto \sigma^{-2}$, and for the regression coefficients, $\pi(\alpha_{ij}) \propto 1$, and the prior for each of c_1, c_2 is taken to be a discrete uniform distribution over the distinct values of $\{r_t\}$, except for the two smallest and largest values so that identifiability is obtained; the prior for γ is chosen to be an exponential density with mean one, shifted to -1 .

The goal is to estimate the posterior probability $\pi(c_1^1, c_2^1 | r)$ of the most likely model, that is, of the model corresponding to the pair of thresholds (c_1^1, c_2^1) maximizing $\pi(c_1, c_2 | r)$. In the above formulation, (34) can be written equivalently as, $R = X\alpha + \epsilon$, where $R = (\Delta r_2, \dots, \Delta r_T)^t$, $\alpha = (\alpha_{10}, \alpha_{11}, \alpha_{20}, \alpha_{21})$, ϵ is a zero-mean Gaussian vector with covariance matrix Σ , and X is the design matrix with row t given by $(1 \ r_{t-1} \ 0 \ 0)$, if $r_{t-1} \leq c_1$, and by $(0 \ 0 \ 1 \ r_{t-1})$ otherwise. The covariance matrix of the errors, Σ , is diagonal with $\Sigma_{tt} = \sigma^2$ if $r_{t-1} \leq c_2$, and $\Sigma_{tt} = (1 + \gamma)\sigma^2$, otherwise. Integrating out the parameters α and σ , the marginal likelihood of the data r with

known c_1 , c_2 and γ becomes,

$$p(r|\gamma, c_1, c_2) \propto \exp \left\{ -\frac{1}{2} \left[|\Sigma| + \log |X^t \Sigma^{-1} X| + N \log (R^t \Sigma^{-1} R - \hat{\alpha}^t X^t \Sigma^{-1} X \hat{\alpha}) \right] \right\},$$

where $\hat{\alpha} = (X^t X)^{-1} X^t R$ is the least-squares estimate of α ; see, for example, O’Hagan and Forster (2004). After performing a further one-dimensional numerical integration over γ by numerical quadrature, the marginal posterior distribution of (c_1, c_2) can be written explicitly as $\pi(c_1, c_2|r) \propto p(r|c_1, c_2)$. Therefore, sampling from the posterior of the thresholds (c_1, c_2) can be performed by a discrete Metropolis-Hastings algorithm on (c_1, c_2) , where the thresholds c_1, c_2 take values on the lattice of all the observed values of the rates (r_t) except the two farthestmost at each end. This way, we replace the 8-dimensional Gibbs sampler of Pfann et al. (1996) for (33), by a five-dimensional analytical integration over α and σ , a numerical integration over γ , and a Metropolis-Hastings sampler over (c_1, c_2) .

Note that this algorithm is computationally less expensive and also more reliable, since Gibbs sampling across a discrete and continuous product space may encounter “sticky patches” in the parameter space. The discrete Metropolis-Hastings sampler used here is based on symmetric random walk steps, with vertical or horizontal increments of size up to ten, over the lattice of all possible values. In other words, the proposed pair (c'_1, c'_2) given the current values (c_1, c_2) is one of the forty neighboring pairs (c'_1, c'_2) of (c_1, c_2) , where two pairs are neighbors if they differ in exactly one co-ordinate, and by a distance of at most ten locations. [Clearly, here we do not touch upon the finer issues of efficient model searching, as these would possibly require more sophisticated MCMC algorithms.]

After a preliminary, exploratory simulation stage, the three *a posteriori* most likely pairs of thresholds were identified as, $(c_1^1, c_2^1) = (13.63, 2.72)$, $(c_1^2, c_2^2) = (13.89, 2.72)$, $(c_1^3, c_2^3) = (13.78, 2.72)$. To estimate the actual posterior probability of the most likely model, $\pi(c_1^1, c_2^1|r)$, we define $F(c_1, c_2) = \mathbb{I}_{\{(c_1, c_2) = (c_1^1, c_2^1)\}}$. For the construction of control variates, as dictated by the second rule of thumb of Section 2.2, we select three basis functions $\{G_j\}$ that would lead to functions $U_j = G_j - PG_j$ which are highly correlated with F . To that end, we first make what is perhaps the most obvious choice, taking $G_1 = F$. Then, we define two more basis functions, according to the same reasoning, by taking, $G_j(c_1, c_2) = \mathbb{I}_{\{(c_1, c_2) = (c_1^j, c_2^j)\}}$, for $j = 2, 3$.

Observe that, here, since the number of all possible random-walk moves is quite limited, the one-step expectations $PG_j(x)$ can be written out explicitly and their required values at specific points $x = (c_1, c_2)$ can easily be computed: Indeed, writing $(c_1, c_2) \sim (c'_1, c'_2)$ when (c_1, c_2) and (c'_1, c'_2) are neighboring pairs, PG_j can be expressed, for $j = 1, 2, 3$,

$$PG_j(c_1, c_2) = \begin{cases} 1 - \frac{1}{40} \sum_{(c'_1, c'_2) \sim (c_1, c_2)} \min \left\{ 1, \frac{p(r|c'_1, c'_2)}{p(r|c_1, c_2)} \right\}, & \text{if } (c_1, c_2) = (c_1^j, c_2^j); \\ \frac{1}{40} \min \left\{ 1, \frac{p(r|c_1^j, c_2^j)}{p(r|c_1, c_2)} \right\}, & \text{if } (c_1, c_2) \sim (c_1^j, c_2^j); \\ 0, & \text{otherwise.} \end{cases}$$

The resulting variance reduction factors obtained by $\mu_{n,K}(F)$, estimated from $T = 100$ repetitions, are **125.16**, **32.83**, **36.76**, **30.90** and **30.11**, after $n = 10000, 20000, 50000, 100000$ and 200000 simulation steps, respectively. Figure 6 shows a typical simulation run. All MCMC chains were started at (c_1^1, c_2^1) .

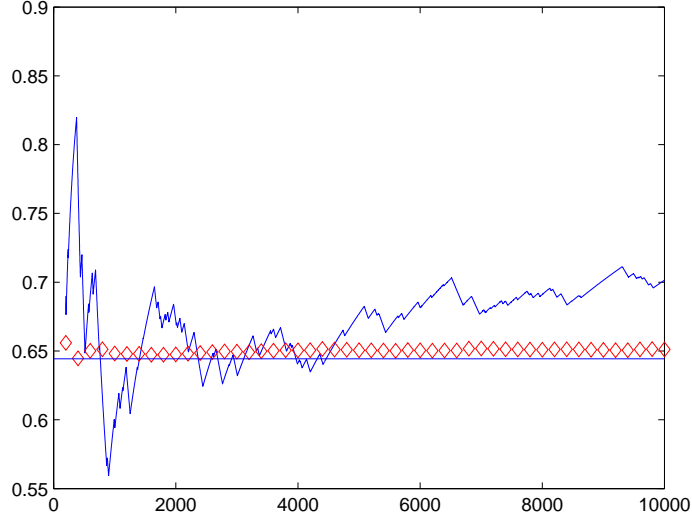


Figure 6: Two-threshold autoregressive model: The sequence of the standard ergodic averages $\mu_n(F)$ is shown as a solid blue line and the modified estimates $\mu_{n,K}(F)$, reported every 500 iterations, as red diamonds. The straight horizontal line represents the posterior model probability obtained after 50 million iterations.

7 Further Methodological Issues

Here we examine a number of further methodological extensions to the results presented so far, and we discuss a few different, related approaches.

7.1 Alternative consistent estimators for θ^*

Recall that the estimator $\hat{\theta}_{n,K}$ for the optimal coefficient vector $\theta^* = (\theta_1^*, \theta_2^*, \dots, \theta_k^*)^t$ defined in Section 3 was motivated by the new representation for θ^* derived in equation (24) of Proposition 2. But we also derived an alternative expression for θ^* in equation (23), as $\theta^* = \Gamma(G)^{-1}\pi((F - \pi(F))(G + PG))$, where $\Gamma(G)_{ij} = \pi(G_i G_j - (PG_i)(PG_j))$, $1 \leq i, j \leq k$. This suggests that θ^* can alternatively be estimated via,

$$\hat{\theta}_{n,\Gamma} := \Gamma_n(G)^{-1}[\mu_n(F(G + PG)) - \mu_n(F)\mu_n(G + PG)],$$

where the empirical $k \times k$ matrix $\Gamma_n(G)$ is defined by, $(\Gamma_n(G))_{ij} = \mu_n(G_i G_j - (PG_i)(PG_j))$, $1 \leq i, j \leq k$. Then $\hat{\theta}_{n,\Gamma}$ can in turn be used in conjunction with the vector of control variates $U = G - PG$ to estimate $\pi(F)$ via,

$$\mu_{n,\Gamma}(F) := \mu_n(F_{\hat{\theta}_{n,\Gamma}}) = \mu_n(F) - \langle \hat{\theta}_{n,\Gamma}, \mu_n(U) \rangle = \frac{1}{n} \sum_{i=0}^{n-1} [F(X_i) - \langle \hat{\theta}_{n,\Gamma}, U \rangle]. \quad (35)$$

In theory, the estimators $\hat{\theta}_{n,\Gamma}$ and $\mu_{n,\Gamma}(F)$ enjoy the exact same asymptotic consistency and optimality properties as their earlier counterparts, $\hat{\theta}_{n,K}$ and $\mu_{n,K}(F)$, respectively; these are established in Section 8. Also, the overall empirical performance of $\hat{\theta}_{n,\Gamma}$ and $\mu_{n,\Gamma}(F)$ was found in practice to be very similar to that of $\hat{\theta}_{n,K}$ and $\mu_{n,K}(F)$. This was observed in numerous

simulation experiments we conducted, some of which are reported in the unpublished notes of Dellaportas and Kontoyiannis (2009). A small difference between the two estimators was observed in experiments where the initial values of the sampler were quite far from the bulk of the mass of the target distribution π . There $\hat{\theta}_{n,\Gamma}$ sometimes appeared to converge faster than $\hat{\theta}_{n,K}$, and the corresponding estimator $\mu_{n,\Gamma}(F)$ often gave somewhat better results than $\mu_{n,K}(F)$. The reason for this discrepancy is the existence of a time-lag in the definition of $\hat{\theta}_{n,K}$: When the initial simulation phase produces samples that approach the area near the mode of π approximately monotonically, the entries of the matrix $K_n(G)$ accumulate a systematic one-sided error and consequently $K_n(G)$ takes longer to converge than $\Gamma_n(G)$. But this is a transient phenomenon that can be easily eliminated by including a burn-in phase in the simulation.

On the other hand, we systematically observed that the estimator $\hat{\theta}_{n,K}$ was more stable than $\hat{\theta}_{n,\Gamma}$, especially so in the more complex MCMC scenarios involving a larger number of control variates. This difference was particularly pronounced in cases where one or more of the entries on the diagonal of $\Gamma(G) = K(G)$ were near zero. There, because of the inevitable fluctuations in the estimation process, the values of some of the entries of $\hat{\theta}_{n,\Gamma}$ fluctuated wildly between large negative and large positive values, whereas the corresponding entries of $\hat{\theta}_{n,K}$ were much more reliable since, by definition, $K(G)$ is positive semidefinite.

In conclusion, we found that, among the two estimators, $\mu_{n,K}(F)$ was consistently the more reliable, preferable choice.

We also briefly mention that a different method for consistently estimating θ^* was recently developed in Meyn (2007), based on the “temporal difference learning” algorithm. Although this method also applies to non-reversible chains, it is computationally significantly more expensive than the estimates $\hat{\theta}_{n,K}$ and $\hat{\theta}_{n,\Gamma}$, and its applicability is restricted to discrete-state space chains (or, more generally, to chains containing an atom). It may be possible to extend this idea to more general classes of chains by a simulated construction analogous to Nummelin’s “split chain” technique, cf. Nummelin (1984), but we have not pursued this direction further.

7.2 Estimating θ^* via batch-means

As noted in Section 2.2, the main difficulty in estimating the optimal coefficient vector θ^* in (14) was that it involves the solution \hat{F} to the Poisson equation. Various authors have observed in the past (see the references below) that one possible way to overcome this problem is to note that θ^* (like \hat{F} itself) can alternatively be written in terms of an infinite series. Restricting attention, for the sake of simplicity, to the case of a single control variate $U = G - PG$ based on a single function $G : \mathcal{X} \rightarrow \mathbb{R}$, from equation (17) we have,

$$\theta^* = \frac{1}{\sigma_U^2} \sum_{j=-\infty}^{\infty} E_{\pi}[F(X_0)U(X_j)] = \frac{1}{\pi(G^2 - (PG)^2)} \sum_{j=-\infty}^{\infty} E_{\pi}[F(X_0)U(X_j)]. \quad (36)$$

This suggests the following simple strategy: Truncate the series in (36) to a finite sum, from $j = -M$ to $j = M$, say, and estimate an approximation to θ^* via,

$$\tilde{\theta}_{n,M} = \frac{1}{\mu_n(G^2 - (PG)^2)} \sum_{j=-M}^M \frac{1}{n-2M} \sum_{i=M+1}^{n-M} F(X_i)U(X_{i+j}). \quad (37)$$

Then, $\tilde{\theta}_{n,M}$ converges a.s. to,

$$\tilde{\theta}_M := \frac{1}{\sigma_U^2} \sum_{j=-M}^M E_\pi[F(X_0)U(X_j)], \quad (38)$$

as $n \rightarrow \infty$ (see Corollary 2 in Section 8), and one would hope that $\tilde{\theta}_M \approx \theta^*$ for “large enough” M . Using the estimated coefficient $\tilde{\theta}_{n,M}$ in conjunction with the control variate $U = G - PG$, $\pi(F)$ can then be estimated by the corresponding modified averages,

$$\tilde{\mu}_{n,M}(F) := \mu_n(F_{\tilde{\theta}_{n,M}}) = \mu_n(F) - \tilde{\theta}_{n,M}\mu_n(U). \quad (39)$$

This methodology has been used extensively in the literature, including, among others, by Andradóttir et al. (1993), Mira et al. (2003), Stein et al. (2004), Meyn (2007) and Hammer and Håkon (2008). Our main point here is to show that it is strictly suboptimal, and in certain cases severely so. To that end, we next give a precise expression for the amount by which the asymptotic variance of the batch-means estimators $\tilde{\mu}_{n,M}(F)$ is *larger* than the (theoretically minimal) variance $\sigma_{\theta^*}^2$ of $\mu_{n,K}(F)$. Proposition 3 is proved at the end of this section.

Proposition 3. *The sequences of estimators $\{\tilde{\mu}_{n,M}(F)\}$ and $\{\mu_{n,K}(F)\}$ are both asymptotically normal: As $n \rightarrow \infty$,*

$$\begin{aligned} \sqrt{n}[\tilde{\mu}_{n,M}(F) - \pi(F)] &\xrightarrow{\mathcal{D}} N(0, \tau_M^2) \\ \sqrt{n}[\mu_{n,K}(F) - \pi(F)] &\xrightarrow{\mathcal{D}} N(0, \sigma_{\theta^*}^2), \end{aligned}$$

where ‘ $\xrightarrow{\mathcal{D}}$ ’ denotes convergence in distribution. Moreover, the difference between the variance of the batch-means estimators $\tilde{\mu}_{n,M}(F)$ and that of the modified estimators $\mu_{n,K}(F)$ is,

$$\tau_M^2 - \sigma_{\theta^*}^2 = \frac{1}{\sigma_U^2} \left[\sum_{|j| \geq M+1} E_\pi[F(X_0)U(X_j)] \right]^2 \geq 0. \quad (40)$$

It is evident from (40) that the variance τ_M^2 of the batch-means estimators $\tilde{\mu}_{n,M}(F)$ will often be significantly larger than the minimal variance $\sigma_{\theta^*}^2$ achieved by $\mu_{n,K}(F)$. Especially so if either: (i) The MCMC samples are highly correlated (as is often the case with samplers that tend to make small, local moves), so that the terms of the series $\sum_j E_\pi[F(X_0)U(X_j)]$ decay slowly with $|j|$; or, (ii) $|F|$ tends to take on large values; e.g., note that the difference in (40) can be made arbitrarily large by multiplying F by a big constant. But these are exactly the two most common situations that call for the use of a variance reduction technique such as control variates.

Indeed, in numerous simulation experiments (some simple cases of which are reported in the unpublished notes of Dellaportas and Kontoyiannis (2009)) we observed that, compared to $\mu_{n,K}(F)$, the batch-means estimators $\tilde{\mu}_{n,M}(F)$ require significantly more computation (especially for large M) and they are typically much less effective. Also, we are unaware of any reasonably justified (non-*ad hoc*) guidelines for the choice of the parameter M , which is critical for any potentially useful application of $\tilde{\mu}_{n,M}(F)$.

Using the obvious extension of the above construction to the case when more than a single control variate is used, we re-examined the three examples of the basic methodology that were

presented in Section 5. Tables 3, 4 and 5 below show the results obtained by the batch-means estimators $\tilde{\mu}_{n,M}(F)$ for various choices of M , together with the earlier results obtained by $\mu_{n,K}(F)$. In each case, the sampling algorithm and all relevant parameters are as in the corresponding example in Section 5. In the interest of space, for Example 2 (Table 4) we only display results for the problem of estimating what is probably the statistically most significant parameter in this study, namely, the mean slope β_c , which corresponds to taking $F((\phi_i), \mu_c, \Sigma_c, \sigma_c^2) = \beta_c$.

Variance reduction factors for Example 1				
	<i>Simulation steps</i>			
<i>Estimator</i>	$n = 1000$	$n = 10000$	$n = 50000$	$n = 500000$
$\tilde{\mu}_{n,M}(F), M = 0$	1.01	1.01	1.01	1.01
$\tilde{\mu}_{n,M}(F), M = 1$	1.02	1.02	1.01	1.02
$\tilde{\mu}_{n,M}(F), M = 5$	1.06	1.06	1.06	1.06
$\tilde{\mu}_{n,M}(F), M = 10$	1.12	1.11	1.11	1.11
$\tilde{\mu}_{n,M}(F), M = 20$	1.26	1.23	1.23	1.23
$\tilde{\mu}_{n,M}(F), M = 100$	1.64	2.78	2.78	2.74
$\tilde{\mu}_{n,M}(F), M = 200$	1.88	8.77	7.57	7.44
$\mu_{n,K}(F)$	4.13	27.91	122.4	1196.6

Table 3: Estimated factors by which the variance of $\mu_n(F)$ is larger than the variances of $\tilde{\mu}_{n,M}(F)$ and $\mu_{n,K}(F)$. All estimators are applied to data generated by the random-scan Gibbs sampler for a highly correlated bivariate Gaussian density with parameters chosen as in Example 1. Results are shown after $n = 1000, 10000, 50000$ and 500000 simulation steps, when the batch-means parameter $M = 0, 1, 5, 10, 20, 100$ or 200 . The variance reduction factors are computed from $T = 100$ independent repetitions of the same experiment. [See the description in Example 1.]

Variance reduction factors for Example 2				
	<i>Simulation steps</i>			
<i>Estimator</i>	$n = 1000$	$n = 10000$	$n = 50000$	$n = 200000$
$\tilde{\mu}_{n,M}(F), M = 0$	1.00	1.00	1.00	1.00
$\tilde{\mu}_{n,M}(F), M = 1$	0.94	1.00	1.00	1.00
$\tilde{\mu}_{n,M}(F), M = 5$	0.24	1.00	1.00	0.99
$\tilde{\mu}_{n,M}(F), M = 10$	0.09	1.00	1.00	0.99
$\tilde{\mu}_{n,M}(F), M = 20$	0.45	0.99	1.00	0.98
$\tilde{\mu}_{n,M}(F), M = 100$	10^{-4}	0.84	0.95	0.96
$\mu_{n,K}(F)$	3.05	19.96	39.22	36.04

Table 4: Estimated factors by which the variance of $\mu_n(F)$ is larger than the variances of $\tilde{\mu}_{n,M}(F)$ and $\mu_{n,K}(F)$. All estimators are applied to MCMC data sampled from the posterior of the hierarchical linear model described in Example 2, and the parameter being estimated is β_c so that here $F((\phi_i), \mu_c, \Sigma_c, \sigma_c^2) = \beta_c$. Results are shown after $n = 1000, 10000, 50000$ and 200000 simulation steps, with the batch-means parameter $M = 0, 1, 5, 10, 20$ or 100 . The variance reduction factors are computed from $T = 100$ independent repetitions of the same experiment.

Variance reduction factors for Example 3				
	<i>Simulation steps</i>			
<i>Estimator</i>	$n = 10000$	$n = 50000$	$n = 100000$	$n = 200000$
$\tilde{\mu}_{n,M}(F), M = 0$	1.99	1.95	1.99	1.97
$\tilde{\mu}_{n,M}(F), M = 1$	3.39	4.14	3.96	4.65
$\tilde{\mu}_{n,M}(F), M = 5$	3.86	5.72	7.69	5.22
$\tilde{\mu}_{n,M}(F), M = 10$	0.44	3.41	4.21	5.99
$\tilde{\mu}_{n,M}(F), M = 20$	0.15	0.90	2.21	3.18
$\mu_{n,K}(F)$	7.89	7.48	10.4	8.54

Table 5: Estimated factors by which the variance of $\mu_n(F)$ is larger than the variances of $\tilde{\mu}_{n,M}(F)$ and $\mu_{n,K}(F)$. All estimators are applied to data generated by the Metropolis-within-Gibbs sampler of Example 3, simulating a simple heavy-tailed posterior. Results are shown after $n = 10000, 50000, 100000$ and 200000 simulation steps, for the following values of the batch-means parameter $M = 0, 1, 5, 10$ and 20 . The variance reduction factors are computed from $T = 100$ independent repetitions of the same experiment.

PROOF OF PROPOSITION 3. The asymptotic normality statements are established in Corollaries 1 and 2 of Section 8. To simplify the notation we decompose the infinite series in (36) into the sum $S_M + T_M$, where S_M is the sum of the terms corresponding to $-M \leq j \leq M$ and T_M is the double-sided tail series corresponding to the same sum over all $|j| \geq M + 1$. The variances of the two estimators are given by,

$$\begin{aligned}\tau_M^2 &= \sigma_F^2 + \tilde{\theta}_M^2 \sigma_U^2 - 2\tilde{\theta}_M(S_M + T_M) \\ \sigma_{\theta^*}^2 &= \sigma_F^2 - \frac{1}{\sigma_U^2}(S_M + T_M)^2,\end{aligned}$$

cf. (42) and (18), respectively. Taking the difference between the two and substituting the value of $\tilde{\theta}_M = S_M/\sigma_U^2$ from (38), gives,

$$\tau_M^2 - \sigma_{\theta^*}^2 = \frac{1}{\sigma_U^2}[S_M^2 - 2S_M(S_M + T_M) + (S_M + T_M)^2] = \frac{1}{\sigma_U^2}T_M^2,$$

as claimed in (40). □

In view of Corollary 1 in Section 8, a simple examination of the above proof shows that the result of Proposition 3 also holds with the estimators $\mu_{n,\Gamma}(F)$ introduced in Section 7.1 in place of $\mu_{n,K}(F)$.

8 Theory

In this section we give precise conditions under which the asymptotics developed in Sections 2, 3 and 7.2 are rigorously justified. The results together with their detailed assumptions are stated below and the proofs are contained in the appendix.

First we recall the basic setting from Section 2. We take $\{X_n\}$ to be a Markov chain with values in a general measurable space X equipped with a σ -algebra \mathcal{B} . The distribution of $\{X_n\}$ is described by its initial state $X_0 = x \in \mathsf{X}$ and its transition kernel, $P(x, dy)$, as in (5). The kernel P , as well as any of its powers P^n , acts linearly on functions $F : \mathsf{X} \rightarrow \mathbb{R}$ via, $PF(x) = E[F(X_1)|X_0 = x]$.

Our first assumption on the chain $\{X_n\}$ is that it is ψ -irreducible and aperiodic. This means that there is a σ -finite measure ψ on $(\mathsf{X}, \mathcal{B})$ such that, for any $A \in \mathcal{B}$ satisfying $\psi(A) > 0$ and any initial condition x ,

$$P^n(x, A) > 0, \quad \text{for all } n \text{ sufficiently large.}$$

Without loss of generality, ψ is assumed to be *maximal* in the sense that any other such ψ' is absolutely continuous with respect to ψ .

Our second, and stronger, assumption, is an essentially minimal ergodicity condition; cf. Meyn and Tweedie (2009): We assume that there are functions $V : \mathsf{X} \rightarrow [0, \infty)$, $W : \mathsf{X} \rightarrow [1, \infty)$, a “small” set $C \in \mathcal{B}$, and a finite constant $b > 0$ such that the Lyapunov drift condition (V3) holds:

$$PV - V \leq -W + b\mathbb{I}_C. \tag{V3}$$

Recall that a set $C \in \mathcal{B}$ is *small* if there exists an integer $m \geq 1$, a $\delta > 0$ and a probability measure ν on $(\mathsf{X}, \mathcal{B})$ such that,

$$P^m(x, B) \geq \delta\nu(B) \quad \text{for all } x \in C, B \in \mathcal{B}.$$

Under (V3), we are assured that the chain is positive recurrent and that it possesses a unique invariant (probability) measure π . Our final assumption on the chain is that the Lyapunov function V in (V3) satisfies, $\pi(V^2) < \infty$.

These assumptions are summarized as follows:

$$\left. \begin{array}{l} \text{The chain } \{X_n\} \text{ is } \psi\text{-irreducible and aperiodic, with unique invariant} \\ \text{measure } \pi, \text{ and there exist functions } V : \mathsf{X} \rightarrow [0, \infty), W : \mathsf{X} \rightarrow [1, \infty), \\ \text{a small set } C \in \mathcal{B}, \text{ and a finite constant } b > 0, \text{ such that (V3) holds} \\ \text{and } \pi(V^2) < \infty. \end{array} \right\} \tag{A}$$

Although these conditions may seem somewhat involved, their verification is generally straightforward; see the texts by Meyn and Tweedie (2009) and by Robert and Casella (2004), as well as the numerous examples developed in Roberts and Tweedie (1996), Hobert and Geyer (1998), Jarner and Hansen (2000), Fort et al. (2003), Roberts and Rosenthal (2004). It is often possible to avoid having to verify (V3) directly, by appealing to the property of geometric ergodicity, which is essentially equivalent to the requirement that (V3) holds with W being a multiple of the Lyapunov function V . For large classes of MCMC samplers, geometric ergodicity has been established in the above papers, among others. Moreover, geometrically ergodic chains, especially in the reversible case, have many attractive properties, as discussed, for example, by Roberts and Rosenthal (1998).

In the interest of generality, the main results of this section are stated in terms of the weaker (and essentially minimal) assumptions in (A). Some details on general strategies for their verification can be found in the references above.

Apart from conditions on the Markov chain $\{X_n\}$, the asymptotic results stated earlier also require some assumptions on the function $F : \mathsf{X} \rightarrow \mathbb{R}$ whose mean under π is to be estimated, and on the (possibly vector-valued) function $G : \mathsf{X} \rightarrow \mathbb{R}^k$ which is used for the construction of the control variates $U = G - PG$. These assumptions are most conveniently stated within the weighted- L_∞ framework of Meyn and Tweedie (2009). Given an arbitrary function $W : \mathsf{X} \rightarrow [1, \infty)$, the weighted- L_∞ space L_∞^W is the Banach space,

$$L_\infty^W := \left\{ \text{functions } F : \mathsf{X} \rightarrow \mathbb{R} \text{ s.t. } \|F\|_W := \sup_{x \in \mathsf{X}} \frac{|F(x)|}{W(x)} < \infty \right\}.$$

With a slight abuse of notation, we say that a vector-valued function $G = (G_1, G_2, \dots, G_k)^t$ is in L_∞^W if $G_j \in L_\infty^W$ for each j .

Theorem 2. *Suppose the chain $\{X_n\}$ satisfies conditions (A), and let $\{\theta_n\}$ be any sequence of random vectors in \mathbb{R}^k such that θ_n converge to some constant $\theta \in \mathbb{R}^k$ a.s., as $n \rightarrow \infty$. Then:*

- (i) [ERGODICITY] *The chain is positive Harris recurrent, it has a unique invariant (probability) measure π , and it converges in distribution to π , in that for any $x \in \mathsf{X}$ and $A \in \mathcal{B}$,*

$$P^n(x, A) \rightarrow \pi(A), \quad \text{as } n \rightarrow \infty.$$

In fact, there exists a finite constant B such that,

$$\sum_{n=0}^{\infty} |P^n F(x) - \pi(F)| \leq B(V(x) + 1), \quad (41)$$

uniformly over all initial states $x \in \mathsf{X}$ and all function F such that $|F| \leq W$.

- (ii) [LLN] *For any $F, G \in L_\infty^W$ and any $\vartheta \in \mathbb{R}^k$, write $U = G - PG$ and $F_\vartheta := F - \langle \vartheta, U \rangle$. Then the ergodic averages $\mu_n(F)$, as well as the modified averages $\mu_n(F_{\theta_n})$, both converge to $\pi(F)$ a.s., as $n \rightarrow \infty$.*
- (iii) [POISSON EQUATION] *If $F \in L_\infty^W$, then there exists a solution $\hat{F} \in L_\infty^{V+1}$ to the Poisson equation, $P\hat{F} - \hat{F} = -F + \pi(F)$, and \hat{F} is unique up to an additive constant.*
- (iv) [CLT FOR $\mu_n(F)$] *If $F \in L_\infty^W$ and the variance, $\sigma_F^2 := \pi(\hat{F}^2 - (P\hat{F})^2)$ is nonzero, then the normalized ergodic averages $\sqrt{n}[\mu_n(F) - \pi(F)]$ converge in distribution to $N(0, \sigma_F^2)$, as $n \rightarrow \infty$.*
- (v) [CLT FOR $\mu_n(F_{\theta_n})$] *If $F, G \in L_\infty^W$, and the variances, $\sigma_{F_\theta}^2 := \pi(\hat{F}_\theta^2 - (P\hat{F}_\theta)^2)$ and $\sigma_{U_j}^2 := \pi(\hat{U}_j^2 - (P\hat{U}_j)^2)$, $j = 1, 2, \dots, k$ are all nonzero, then the normalized modified averages $\sqrt{n}[\mu_n(F_{\theta_n}) - \pi(F)]$ converge in distribution to $N(0, \sigma_{F_\theta}^2)$, as $n \rightarrow \infty$.*

Suppose the chain $\{X_n\}$ satisfies conditions (A) above, and that the functions F and $G = (G_1, G_2, \dots, G_k)^t$ are in L_∞^W . Theorem 2 states that the ergodic averages $\mu_n(F)$ as well as the modified averages $\mu_n(F_\theta)$ based on the vector of control variates $U = G - PG$ both converge to $\pi(F)$, and both are asymptotically normal.

Next we examine the choice of the coefficient vector $\theta = \theta^*$ which minimizes the limiting variance $\sigma_{F_\theta}^2$ of the modified averages, and the asymptotic behavior of the estimators $\hat{\theta}_{n,\Gamma}$ and $\hat{\theta}_{n,K}$ for θ^* .

As in Section 2.2, let $\Gamma(G)$ denote the $k \times k$ matrix with entries, $\Gamma(G)_{ij} = \pi(G_i G_j - (PG_i)(PG_j))$, and recall that, according to Theorem 2, there exists a solution \hat{F} to the Poisson equation for F . The simple computation outlined in Section 2.2 (and justified in the proof of Theorem 3) leading to equation (14) shows that the variance $\sigma_{F_\theta}^2$ is minimized by the choice,

$$\theta^* = \Gamma(G)^{-1} \pi(\hat{F}G - (P\hat{F})(PG)),$$

as long as the matrix $\Gamma(G)$ is invertible. Our next result establishes the a.s.-consistency of the estimators,

$$\begin{aligned} \hat{\theta}_{n,\Gamma} &= \Gamma_n(G)^{-1} [\mu_n(F(G + PG)) - \mu_n(F)\mu_n(G + PG)] \\ \hat{\theta}_{n,K} &= K_n(G)^{-1} [\mu_n(F(G + PG)) - \mu_n(F)\mu_n(G + PG)], \end{aligned}$$

where the empirical $k \times k$ matrices $\Gamma_n(G)$ and $K_n(G)$ are defined, respectively, by,

$$\begin{aligned} (\Gamma_n(G))_{ij} &= \mu_n(G_i G_j) - \mu_n((PG_i)(PG_j)) \\ \text{and } (K_n(G))_{ij} &= \frac{1}{n-1} \sum_{t=1}^{n-1} (G_i(X_t) - PG_i(X_{t-1}))(G_j(X_t) - PG_j(X_{t-1})). \end{aligned}$$

Theorem 3. *Suppose that the chain $\{X_n\}$ is reversible and satisfies conditions (A). If the functions F, G are both in L_∞^W and the matrix $\Gamma(G)$ is nonsingular, then both of the estimators for θ^* are a.s.-consistent:*

$$\begin{aligned} \hat{\theta}_{n,\Gamma} &\rightarrow \theta^* & \text{a.s., as } n \rightarrow \infty; \\ \hat{\theta}_{n,K} &\rightarrow \theta^* & \text{a.s., as } n \rightarrow \infty. \end{aligned}$$

Recall the definitions of the two estimators $\mu_{n,\Gamma}(F)$ and $\mu_{n,K}(F)$ in equations (35) and (27), from Sections 3 and 7.1, respectively. Combining the two theorems, yields the desired asymptotic properties of the two estimators:

Corollary 1. *Suppose that the chain $\{X_n\}$ is reversible and satisfies conditions (A). If the functions F, G are both in L_∞^W and the matrix $\Gamma(G)$ is nonsingular, then the modified estimators $\mu_{n,\Gamma}(F)$ and $\mu_{n,K}(F)$ for $\pi(F)$ satisfy:*

- (i) [LLN] *The modified estimators $\mu_{n,\Gamma}(F)$, $\mu_{n,K}(F)$ both converge to $\pi(F)$ a.s., as $n \rightarrow \infty$.*
- (ii) [CLT] *If $\sigma_{F_{\theta^*}}^2 := \pi(\hat{F}_{\theta^*}^2 - (P\hat{F}_{\theta^*})^2)$ is nonzero, then the normalized modified averages $\sqrt{n}[\mu_{n,\Gamma}(F) - \pi(F)]$ and $\sqrt{n}[\mu_{n,K}(F) - \pi(F)]$ converge in distribution to $N(0, \sigma_{F_{\theta^*}}^2)$, as $n \rightarrow \infty$, where the variance $\sigma_{\theta^*}^2$ is minimal among all estimators based on the control variate $U = G - PG$, in that $\sigma_{\theta^*}^2 = \min_{\theta \in \mathbb{R}^k} \sigma_\theta^2$.*

Finally we turn to the batch-means estimators of Section 7.2. Recall the definitions of the estimators $\tilde{\theta}_{n,M}$ and $\tilde{\mu}_{n,M}(F)$ in equations (37) and (39), respectively. Our next result shows that $\tilde{\theta}_{n,M}$ converges to $\tilde{\theta}_M$ defined in (38), and gives an a.s.-law of large numbers result and a corresponding central limit theorem for the estimators $\tilde{\mu}_{n,M}(F)$. Its proof follows along the same line as the proofs of the corresponding statements in Theorem 3 and Corollary 1. [Note that in the one-dimensional setting of Corollary 2 the assumption that $\Gamma(G)$ is nonsingular reduces to assuming that $\sigma_U^2 = \pi(G^2 - (PG)^2)$ is nonzero.]

Corollary 2. *Under the assumptions of Theorem 3, for any fixed $M \geq 0$, as $n \rightarrow \infty$ we have:*

(i) [LLN] $\tilde{\theta}_{n,M} \rightarrow \tilde{\theta}_M$ a.s., and $\tilde{\mu}_{n,M}(F) \rightarrow \pi(F)$ a.s.

(ii) [CLT] $\sqrt{n}[\tilde{\mu}_{n,M}(F) - \pi(F)] \xrightarrow{D} N(0, \tau_M^2)$, where the variance τ_M^2 is given by,

$$\tau_M^2 = \sigma_F^2 + \tilde{\theta}_M^2 \sigma_U^2 - 2\tilde{\theta}_M \sum_{n=-\infty}^{\infty} \text{Cov}_{\pi}(F(X_0), U(X_n)). \quad (42)$$

Some additional results on the long-term behavior of estimators similar to the ones considered above can be found in Meyn (2006), Meyn (2007, Chapter 11), and finer asymptotics (including large deviations bounds and Edgeworth expansions) can be derived under stronger assumptions from the results in Kontoyiannis and Meyn (2003), Kontoyiannis and Meyn (2005).

9 Concluding Remarks and Further Extensions

Summary of results. This work introduced a general methodology for the construction and effective application of control variates to estimation problems with MCMC data. The starting point was the observation by Henderson (1997) that, for an arbitrary function G on the state space of a chain with transition kernel P , the function $U := G - PG$ has zero mean with respect to the stationary distribution π and can thus be used as a control variate. The two main issues treated here are: (i) The selection of *basis functions* $G = \{G_j\}$ for the construction of effective control variates $U_j = G_j - PG_j$; and (ii) The problem of effectively and consistently estimating the optimal coefficients $\theta^* = \{\theta_j^*\}$ of the linear combination $\sum_j \theta_j^* U_j$. The main difficulty was identified in Sections 2 and 3 as stemming from the fact that the obvious answer to both of these issues involves the solution \hat{F} of an associated Poisson equation. Since \hat{F} is well-known to be notoriously difficult to compute and only known explicitly in a handful of very simple examples, alternative approaches were necessarily sought.

For reversible chains, in Section 3 we derived new representations of θ^* that do not involve \hat{F} , and in Section 4 we derived the exact solution of the Poisson equation for a specific MCMC scenario. These theoretical results motivated the *basic methodology* for variance reduction proposed in Section 4. In Section 5 it was applied to three representative MCMC examples, demonstrating that the resulting reduction in the estimation variance is generally quite significant. Extensions in several directions were developed in Section 6, in each case illustrated via a simulation experiment of Bayesian inference via MCMC.

In Section 7, the most common estimator for θ^* that has been used in the literature – based on the method of batch-means – was examined, and the resulting estimator for $\pi(F)$ was shown to be both computationally expensive and generally rather ineffective, often severely so. This was demonstrated analytically in Proposition 3 and also empirically via MCMC examples. Section 7

also contains a brief discussion of two alternative approaches for estimating θ^* consistently. Finally, all methodological and asymptotic arguments were rigorously justified in Section 8, under easily verifiable and essentially minimal conditions.

Applicability. One of the strengths of our approach to the use of control variates in MCMC estimation is that, unlike in the classical case of independent sampling where control variates need to be identified in an *ad hoc* fashion for each specific application, the basic methodology developed here (and its extensions) is immediately applicable to a wide range of MCMC estimation problems. The most natural class of such problems consists of all Bayesian inference studies where samples from the posterior are generated by a conjugate random-scan Gibbs sampler. Recall that conjugate Gibbs sampling is the key ingredient in, among others: Bayesian inference for dynamic linear models, e.g., Reis et al. (2006); applications of slice Gibbs with auxiliary variables, e.g., Damien et al. (1999); Dirichlet processes, e.g., MacEachern and Muller (1998); and spatial regression models, e.g., Gamerman et al. (2003).

More generally, the present methodology applies to any MCMC setting satisfying the following two requirements: That the chain be reversible and that the conditional expectations $PG(x) = E[G(X_{n+1})|X_n = x]$ are explicitly computable for some simple functions G . There is a large collection of samplers with these properties, including certain versions of hybrid Metropolis-within-Gibbs algorithms (as in Example 3), certain Metropolis-Hastings samplers on discrete states spaces (as in Example 6), and Markovian models of stochastic networks (as in Meyn (2007)). To ensure that these two requirements are satisfied, most of the experiments reported in Sections 5, 6 and 7 were performed using the *random-scan* version of Gibbs sampling. This choice is not *a priori* restrictive since the convergence properties of random-scan algorithms are generally comparable (and sometimes superior) to those of systematic-scan samplers; see, e.g., the discussions in Diaconis and Ram (2000), Roberts and Sahu (1997).

We also observe that, as the present methodology is easily implemented as a post-processing algorithm and does not interfere in the actual sampling process, any implementation technique that facilitates or accelerates the MCMC convergence (such as blocking schemes, transformations, other reversible chains, and so on), can be used, as long as reversibility is maintained.

Further extensions. Perhaps the most interesting class of MCMC samplers that could be considered next is that of general Metropolis-Hastings algorithms. When the target distribution is discrete or, more generally, when the proposal distribution is discrete and the number of possible moves is not prohibitively large, then our control variates methodology can be used as illustrated in Example 6. But in the case of general, typically continuous or multidimensional proposals, there is a basic obstacle: The presence of the accept/reject probability in each step makes it impossible to compute the required conditional expectation $PG(x)$ in closed form, for any G . If we consider the extended chain $\{(X_n, Y_n)\}$ that includes the values of the proposed moves Y_n (as done, e.g., by Hammer and Håkon (2008) and Delmas and Jourdain (2009)), then the computation of PG is straightforward for any function $G(x, y)$ that only depends on x ; but the chain $\{(X_n, Y_n)\}$ is no longer reversible, and there are no clear candidates for good basis functions G . A possibly more promising point of view is to consider the computation of PG an issue of numerical integration, and to try to estimate the required values $PG(X_n)$ based on importance sampling or any one of the numerous standard numerical integration techniques; these considerations are well beyond the scope of the present work.

In a different direction, an interesting and potentially useful point would be to examine the effect of the use of control variates in the estimation *bias*. Although the variance of the

standard ergodic averages $\mu_n(F)$ is a “steady-state” object, in that it characterizes their long-term behavior and depends neither on the initial condition $X_0 = x$ nor on the transient behavior of the chain, the bias depends heavily on the initial condition and it vanishes asymptotically. Preliminary computations as in the unpublished notes of Dellaportas and Kontoyiannis (2009) indicate that the bias of $\mu_n(F)$ decays to zero approximately like $\hat{F}(x)/n$, and that, using on a single control variate $U = G - PG$ based on a function $G \approx \hat{F}$, can significantly reduce the bias. It would be interesting in future work to compute the coefficient vector θ^b which minimizes the bias of $\mu_n(F_\theta)$ for a given collection of basis functions $\{G_j\}$, to study ways in which θ^b can be estimated empirically, and to examine the effects that the use of θ^b in conjunction with the control variates $U = G - PG$ would have on the variance of the resulting estimator for $\pi(F)$.

A final point which may merit further attention is the potential problem of including too many control variates in the modified estimator $\mu_{n,K}(F)$. This issue has been studied extensively in the classical context of estimation based on i.i.d. samples; see for example, Lavenberg and Welch (1981), Law and Kelton (1982), Nelson (2004), Glasserman (2004, pp. 200-202), Caris and Janssens (2005). Since the optimal coefficient vector θ^* is not known a priori, using many control variates may in fact increase the variance of the modified estimators $\mu_{n,K}(F)$ relative to $\mu_n(F)$, and care must be taken to ensure that the most effective subset of all available control variates is chosen. Common sense suggests that the values of all the estimated parameters in the vector $\hat{\theta}_{n,K}$ should be examined, and the control variates corresponding to coefficients that are approximately zero should be discarded. And since the MCMC output consists of simulated data from a known distribution, it may be possible to do this in a systematic fashion by developing a classical hypothesis testing procedure.

Acknowledgments

We are grateful to Sean Meyn and Zoi Tsourti for many interesting conversations related to this work, and to Persi Diaconis and Christian Robert for insightful comments on an earlier version of this paper.

Appendix: Proofs of Theorems 2, 3 and Corollaries 1, 2

PROOF OF THEOREM 2. Since any small set is petite, Meyn and Tweedie (2009, Section 5.5.2), the f -norm ergodic theorem of Meyn and Tweedie (2009) implies that $\{X_n\}$ is positive recurrent with a unique invariant measure π such that (41) holds, and Meyn and Tweedie (2009, Theorem 11.3.4) proves the Harris property, giving (i).

From Meyn and Tweedie (2009, Theorem 14.0.1) we have that, under (V3), $\pi(W) < \infty$. Since F is in L_∞^W , $\pi(|F|)$ is finite, and since $G \in L_\infty^W$, Jensen’s inequality guarantees that $\pi(|U|)$ is finite. The invariance of π then implies that $\pi(U) = 0$; therefore, Meyn and Tweedie (2009, Theorem 17.0.1) shows that $\mu_n(F) \rightarrow \pi(F)$ and $\mu_n(U) \rightarrow 0$ a.s. as $n \rightarrow \infty$, and since $\theta_n \rightarrow \theta$ by assumption, $\mu_n(F_\theta)$ also converges to $\pi(F)$ a.s., proving (ii).

The existence of a solution \hat{F} to the Poisson equation in (iii) follows from Meyn and Tweedie (2009, Theorem 17.4.2), and its uniqueness from Meyn and Tweedie (2009, Theorem 17.4.1). The CLT in (iv) is a consequence of Meyn and Tweedie (2009, Theorem 17.4.4).

Finally, since $F, G \in L_\infty^W$, the functions U and F_θ are in L_∞^W too, so \hat{U}_j and \hat{F}_θ exist for each $j = 1, 2, \dots, k$. As in (iv), the scaled averages $\sqrt{n}[\mu_n(F_\theta) - \pi(F)]$ and $\sqrt{n}\mu_n(U_j)$ converge in

distribution to $N(0, \sigma_{F_\theta}^2)$ and $N(0, \sigma_{U_j}^2)$, respectively, for each j , where the variances $\sigma_{F_\theta}^2$ and $\sigma_{U_j}^2$ are as in (iii). Writing $\theta = (\theta_1, \theta_2, \dots, \theta_k)^t$ and $\theta_n = (\theta_{n,1}, \theta_{n,2}, \dots, \theta_{n,k})^t$, we can express,

$$\sqrt{n}[\mu_n(F_{\theta_n}) - \pi(F)] = \sqrt{n}[\mu_n(F_\theta) - \pi(F)] + \sum_{j=1}^k \left\{ (\theta_{n,j} - \theta_j) \sqrt{n} \mu_n(U_j) \right\}.$$

Each of the terms in the second sum on the right-hand-side above converges to zero in probability, since $\sqrt{n} \mu_n(U_j)$ converges to a normal distribution and $(\theta_{n,j} - \theta_j) \rightarrow 0$ a.s. Therefore, the sum converges to zero in probability, and the CLT in (v) follows from (iv). \square

Note that the assumption $\sigma_{U_j}^2 \neq 0$ in the theorem is not necessary, since the case $\sigma_{U_j}^2 = 0$ is trivial in view of Kontoyiannis and Meyn (2003, Proposition 2.4), which implies that, then, $\sqrt{n} \mu_n(U_j) \rightarrow 0$ in probability, as $n \rightarrow \infty$.

PROOF OF THEOREM 3. We begin by justifying the computations in Sections 2.2 and 3. Define $\sigma_{F_\theta}^2 = \pi(\hat{F}_\theta^2 - (P\hat{F}_\theta)^2)$, where \hat{F} exists by Theorem 2. Since \hat{F} solves the Poisson equation for F , it is easy to check that $\hat{F}_\theta := \hat{F} - \langle \theta, G \rangle$ solves the Poisson equation for F_θ . Substituting this in the above expression for $\sigma_{F_\theta}^2$ yields (13). To see that all the functions in (13) are indeed integrable recall that $\hat{F} \in L_\infty^{V+1}$ and note that, since V is nonnegative, (V3) implies that $1 \leq W \leq V + b\mathbb{I}_C$, hence $\pi(W^2)$ is finite since $\pi(V^2)$ is finite by assumption. Therefore, since $G \in L_\infty^W$, \hat{F} and G are both in $L_2(\pi)$, and Hölder's inequality implies that $\pi(\hat{F}\langle \theta, G \rangle)$ is finite. Finally, Jensen's inequality implies that $P\hat{F}$ and PG are also in $L_2(\pi)$, so that $\pi(P\hat{F}\langle \theta, PG \rangle) < \infty$. And, for the same reasons, all the functions appearing in the computations leading to the results of Propositions 1 and 2 are also integrable.

The expression for the optimal θ^* in (14) is simply the solution for the minimum of the quadratic in (13). Again, note that $\hat{F}, G, P\hat{F}$ and PG are all in $L_2(\pi)$ so θ^* is well-defined.

The consistency proofs follow from repeated applications of the ergodic theorems established in Theorem 2. First note that, since $G \in L_\infty^W$ and $\pi(W^2) < \infty$ as remarked above, the product $G_i G_j$ is π -integrable, and by Jensen's inequality so is any product of the form $(PG_i)(PG_j)$. Therefore, the ergodic theorem of Meyn and Tweedie (2009, Theorem 17.0.1) implies that $\Gamma_n(G) \rightarrow \Gamma(G)$ a.s. Similarly, the functions F, G, PG, FG and FPG are all π -integrable, so that the same ergodic theorem implies that $\hat{\theta}_{n,\Gamma}$ indeed converges to θ^* a.s., as $n \rightarrow \infty$.

To establish the corresponding result for $\hat{\theta}_{n,K}$, it suffices to show that $K_n(G) \rightarrow K(G)$ a.s., and to that end we consider the bivariate chain $Y_n = (X_n, X_{n+1})$ on the state space $\mathbf{X} \times \mathbf{X}$. Since $\{X_n\}$ is ψ -irreducible and aperiodic, $\{Y_n\}$ is $\psi^{(2)}$ -irreducible and aperiodic with respect to the bivariate measure $\psi^{(2)}(dx, dx') := \psi(dx)P(x, dy)$. Given functions W, V a small set C and a constant b so that (V3) holds, it is immediate that (V3) also holds for $\{Y_n\}$ with respect to the functions $V^{(2)}(x, x') = V(x')$, $W^{(2)}(x, x') = W(x')$, the small set $\mathbf{X} \times C$, and the same b . The unique invariant measure of $\{Y_n\}$ is then $\pi^{(2)}(dx, dx') := \pi(dx)P(x, dy)$, and $\pi^{(2)}((V^{(2)})^2)$ is finite. Therefore, assumptions (A) hold for $\{Y_n\}$ and, for each pair $1 \leq i, j \leq k$ we can invoke the ergodic theorem Meyn and Tweedie (2009, Theorem 17.0.1) for the $\pi^{(2)}$ -integrable function,

$$H(x, x') := (G_i(x') - PG_i(x))(G_j(x') - PG_j(x)),$$

to obtain that, indeed, $K_n(G) \rightarrow K(G)$ a.s. \square

PROOF OF COROLLARY 1. The ergodic theorems in (i) are immediate consequences of Theorem 2 (ii) combined with Theorem 3. The computation in Section 2.2 which shows that θ^* in (14) indeed minimizes $\sigma_{F_\theta}^2$ (justified in the proof of Theorem 3) shows that $\sigma_{\theta^*}^2 = \min_{\theta \in \mathbb{R}^k} \sigma_\theta^2$. Finally, the assumption that $\Gamma(G)$ is nonsingular combined with Proposition 1, imply that all the variances $\sigma_{U_j}^2$ must be nonzero. Therefore, Theorem 3 combined with the central limit theorems in parts (iv) and (v) of Theorem 2, prove part (ii) of the Corollary. \square

PROOF OF COROLLARY 2. The a.s.-convergence statements in (i) follow the ergodic theorem, as in the proofs of Theorems 2 and 3. The a.s.-convergence of the denominator of (37), $\mu_n(G^2 - (PG)^2) \rightarrow \pi(G^2 - (PG)^2)$, is a special case (corresponding to $k = 1$) of the a.s.-convergence of $\Gamma_n(G)$ to $\Gamma(G)$ proved in Theorem 3. Considering the $(2M + 1)$ -variate chain instead of the bivariate chain as in the proof of Theorem 3, we can apply the ergodic theorem with the same integrability assumptions, to obtain that the sum in the numerator of (37) converges a.s. to $\sum_{|j| \leq M} E_\pi[F(X_0)U(X_j)]$, proving that $\tilde{\theta}_{n,M} \rightarrow \tilde{\theta}_M$ a.s., as $n \rightarrow \infty$. For the modified averages, note that $\tilde{\mu}_{n,M}(F)$ is simply $\mu_n(F_{\tilde{\theta}_{n,M}})$. Then the LLN and CLT results for $\tilde{\mu}_{n,M}(F)$ follow from parts (ii) and (v) of Theorem 2, respectively. Finally, the limiting variance τ_M^2 equals $\sigma_{\tilde{\theta}_M}^2$, which, using the representation in equation (16), can be expressed as claimed in (42). \square

References

- Andradóttir, S., D. Heyman, and T. Ott (1993). Variance reduction through smoothing and control variates for Markov Chain simulations. *ACM Transactions on Modeling and Computer Simulation* 3, 167–189.
- Atchadé, Y. F. and F. Perron (2005). Improving on the independent Metropolis-Hastings algorithm. *Statistica Sinica* 15, 3–18.
- Barone, P. and A. Frigessi (1989). Improving stochastic relaxation for Gaussian random fields. *Probability in the Engineering and Informational Sciences* 4, 369–389.
- Bickel, P. and J. Yahav (1969). Some contributions to the asymptotic theory of Bayes solutions. *Z. Wahrscheinlichkeitstheorie und Verw. Gebiete* 11, 257–276.
- Blackwell, D. (1985). Approximate normality of large products. Technical Report 54, University of California, Berkeley.
- Bottolo, L. and S. Richardson (2010). Evolutionary stochastic search for Bayesian model exploration. *Bayesian Analysis*, to appear.
- Bunke, O. and X. Milhaud (1998). Asymptotic behavior of Bayes estimates under possibly incorrect models. *Ann. Statist.* 26(2), 617–644.
- Cain, M. (1994). The moment-generating function of the minimum of bivariate normal random variables. *The American Statistician* 48, 124–125.
- Caris, A. and G. Janssens (2005). Selection of control variates for variance reduction in a multiresponse simulation with a small number of replications. In *Proceedings of ESM 2005 - European Simulation and Modelling Conference*, Porto, Portugal, pp. 19–24.
- Damien, P., J. Wakefield, and S. Walker (1999). Gibbs sampling for Bayesian non-conjugate and hierarchical models by using auxiliary variables. *Journal of the Royal Statistical Society. Series B (Statistical Methodology)* 61, 331–344.
- Dellaportas, P., D. Denison, and C. Holmes (2007). Flexible threshold models for modelling interest rate volatility. *Econometric reviews* 26, 419–437.

- Dellaportas, P. and J. J. Forster (1999). Markov chain Monte Carlo model determination for hierarchical and graphical log-linear models. *Biometrika* 86, 615–633.
- Dellaportas, P. and I. Kontoyiannis (2009). Notes on using control variates for estimation with reversible MCMC samplers. Unpublished notes, available at: <http://arxiv.org/abs/0907.4160>.
- Dellaportas, P. and G. Roberts (2003). *An introduction to MCMC*, Volume Spatial Statistics and Computational methods, pp. 1–42. Springer-Verlag, NY. J. Møller.
- Dellaportas, P. and A. F. M. Smith (1993). Bayesian inference for generalised linear and proportional hazards models via Gibbs sampling. *Applied Statistics* 42, 443–459.
- Delmas, J.-F. and B. Jourdain (2009). Does waste recycling really improve the multi-proposal Metropolis-Hastings algorithm? An analysis based on control variates. *J. Appl. Probab.* 46(4), 938–959.
- Diaconis, P. and A. Ram (2000). Analysis of systematic scan Metropolis algorithms using Iwahori-Hecke algebra techniques. *Michigan Math. J.* 48, 157–190.
- Diebolt, J. and C. Robert (1994). Estimation of finite mixture distributions through Bayesian sampling. *J. Roy. Statist. Soc. Ser. B* 56(2), 363–375.
- Fan, Y., S. Brooks, and A. Gelman (2006). Output assessment for Monte Carlo simulations via the score statistic. *Journal of Computational and Graphical Statistics* 15, 178–206.
- Fort, G., E. Moulines, G. Roberts, and J. Rosenthal (2003). On the geometric ergodicity of hybrid samplers. *J. Appl. Probab.* 40(1), 123–146.
- Gamermanan, D., A. R. Moreirab, and H. Rue (2003). Space-varying regression models: specifications and simulation. *Computational Statistics and data analysis* 42, 513–533.
- Gelfand, A. E., S. E. Hills, A. Racine-Poon, and A. F. M. Smith (1990). Illustration of Bayesian inference in normal data models using Gibbs sampling. *Journal of the American Statistical Association* 85(412), 972–985.
- Gelfand, A. E. and A. F. M. Smith (1990). Sampling-based approaches to calculating marginal densities. *Journal of the American Statistical Association* 85, 398–409.
- Givens, G. and J. Hoeting (2005). *Computational Statistics*. Hoboken, NJ: John Wiley & Sons.
- Glasserman, P. (2004). *Monte Carlo Methods in Financial Engineering*. New York: Springer-Verlag.
- Glynn, P. and R. Szechtman (2002). Some new perspectives on the method of control variates. In *Monte Carlo and quasi-Monte Carlo methods, 2000 (Hong Kong)*, pp. 27–49. Berlin: Springer.
- Green, P. and X. Han (1992). *Metropolis methods, Gaussian proposals, and antithetic variables*, Volume 74, Lecture Notes in Statistics, Stochastic Methods and Algorithms in Image Analysis, pp. 142–164. Springer Verlag, Berlin. Eds: P. Barone, A. Frigessi and M. Piccioni.
- Hammer, H. and Håkon (2008). Control variates for the Metropolis-Hastings algorithm. *Scandinavian Journal of Statistics* 35, 400–414.
- Henderson, S. (1997). *Variance Reduction Via an Approximating Markov Process*. Ph. D. thesis, Department of Operations Research, Stanford University, Stanford, CA.
- Henderson, S. and P. Glynn (2002). Approximating martingales for variance reduction in Markov process simulation. *Math. Oper. Res.* 27(2), 253–271.
- Henderson, S., S. Meyn, and V. Tadić (2003). Performance evaluation and policy selection in multiclass networks. *Discrete Event Dyn. Syst.* 13(1-2), 149–189. Special issue on learning, optimization and decision making.
- Henderson, S. and B. Simon (2004). Adaptive simulation using perfect control variates. *J. Appl. Probab.* 41(3), 859–876.

- Hills, S. E. and A. F. M. Smith (1992). Parameterization issues in Bayesian inference. In J. Bernardo, J. Berger, A. Dawid, and A. Smith (Eds.), *Bayesian Statistics 4*, pp. 227–246. Oxford.
- Hobert, J. and C. Geyer (1998). Geometric ergodicity of Gibbs and block Gibbs samplers for a hierarchical random effects model. *J. Multivariate Anal.* 67(2), 414–430.
- Ibragimov, I. and R. Has'minskiĭ (1981). *Statistical estimation*. New York: Springer-Verlag. Asymptotic theory, Translated from the Russian by Samuel Kotz.
- Jarner, S. and E. Hansen (2000). Geometric ergodicity of Metropolis algorithms. *Stochastic Process. Appl.* 85(2), 341–361.
- Jasra, A., C. Holmes, and D. Stephens (2005). Markov chain Monte Carlo methods and the label switching problem in Bayesian mixture modelling. *Statistical Science* 20, 50–67.
- Kim, S. and S. Henderson (2007). Adaptive control variates for finite-horizon simulation. *Math. Oper. Res.* 32(3), 508–527.
- Knuiman, M. and T. P. Speed (1988). Incorporating prior information into the analysis of contingency tables. *Biometrics* 44, 1061–1071.
- Kontoyiannis, I. and S. Meyn (2003). Spectral theory and limit theorems for geometrically ergodic Markov processes. *Ann. Appl. Probab.* 13, 304–362.
- Kontoyiannis, I. and S. Meyn (2005). Large deviation asymptotics and the spectral theory of multiplicatively regular Markov processes. *Electron. J. Probab.* 10(3), 61–123.
- Lavenberg, S. and P. Welch (1981). A perspective on the use of control variables to increase the efficiency of Monte Carlo simulations. *Management Sci.* 27(3), 322–335.
- Law, A. and W. Kelton (1982). *Simulation modeling and analysis*. New York: McGraw-Hill Book Co.
- Lee, K., J.-M. Marin, K. Mengersen, and C. Robert (2009). Bayesian inference on mixtures of distributions. In *Proceedings of the Platinum Jubilee of the Indian Statistical Institute*, Volume Stat. Sci. Interdiscip. Res., pp. 165–202. Elsevier, NY.
- Liu, J. (2001). *Monte Carlo Strategies in Scientific Computing*. New York: Springer-Verlag.
- MacEachern, S. N. and P. Muller (1998). Estimating mixture of Dirichlet process models. *Journal of Computational and Graphical Statistics* 7, 223–238.
- Marin, J.-M., K. Mengersen, and C. P. Robert (2005). Bayesian modelling and inference on mixtures of distributions. In *Bayesian thinking: modeling and computation*, Volume 25 of *Handbook of Statist.*, pp. 459–507. Elsevier/North-Holland, Amsterdam.
- Mengersen, K. L., C. P. Robert, and C. Guhenneuc-Jouyaux (1999). MCMC convergence diagnostics: A review. In A. P. D. J. M. Bernardo, J. O. Berger and A. F. M. Smith (Eds.), *Bayesian Statistics 6*, pp. 415–440. Oxford University Press, UK.
- Meyn, S. (2006). Large deviation asymptotics and control variates for simulating large functions. *Ann. Appl. Probab.* 16(1), 310–339.
- Meyn, S. (2007). *Control Techniques for Complex Networks*. Cambridge University Press.
- Meyn, S. P. and R. L. Tweedie (2009). *Markov Chains and Stochastic Stability* (2nd ed.). London: Cambridge University Press. Published in the Cambridge Mathematical Library. 1993 edition online: <http://black.cs1.uiuc.edu/~meyn/pages/book.html>.
- Mira, A., P. Tenconi, and D. Bressanini (2003). Variance reduction for MCMC. Technical Report 2003/29, Università degli Studi dell' Insubria, Italy.
- Müller, P. (1993). Alternatives to the Gibbs sampling scheme. Technical report, Institute of Statistics and Decision Sciences, Duke University.

- Nelson, B. (2004). 50th anniversary article: Stochastic simulation research in management science. *Management Science* 50(7), 855–868.
- Nummelin, E. (1984). *General Irreducible Markov Chains and Nonnegative Operators*. Cambridge: Cambridge University Press.
- O’Hagan, A. and J. Forster (2004). *Bayesian Inference*. Arnold, London.
- Pfann, G., S. P.C., and R. Tschernig (1996). Nonlinear interest rate dynamics and implications for the term structure. *Journal of Econometrics* 74, 149–176.
- Philippe, A. and C. Robert (2001). Riemann sums for MCMC estimation and convergence monitoring. *Statistics and Computing* 11, 103–115.
- Reis, E. A., E. Salazar, and D. Gamerman (2006). Comparison of sampling schemes for dynamic linear models. *International Statistics Review* 74, 203–214.
- Richardson, S. and P. J. Green (1997). On Bayesian analysis of mixtures with an unknown number of components (with discussion). *Journal of the Royal Statistical Society, Series B* 59, 731–792.
- Robert, C. and G. Casella (2004). *Monte Carlo Statistical Methods* (Second ed.). New York: Springer-Verlag.
- Roberts, G. and J. Rosenthal (1998). Markov-chain Monte Carlo: some practical implications of theoretical results. *Canad. J. Statist.* 26(1), 5–31. With discussion by Hemant Ishwaran and Neal Madras and a rejoinder by the authors.
- Roberts, G. and J. Rosenthal (2004). General state space Markov chains and MCMC algorithms. *Probab. Surv.* 1, 20–71 (electronic).
- Roberts, G. and J. Rosenthal (2009). Examples of adaptive MCMC. *Journal of Computational and Graphical Statistics* 18(2), 349–367.
- Roberts, G. and R. Tweedie (1996). Geometric convergence and central limit theorems for multidimensional Hastings and Metropolis algorithms. *Biometrika* 83(1), 95–110.
- Roberts, G. O. and S. K. Sahu (1997). Updating schemes, correlation structure, blocking and parameterisation for the Gibbs sampler. *Journal of the Royal Statistical Society, Series B* 59, 291–397.
- Stein, C., P. Diaconis, S. Holmes, and G. Reinert (2004). Use of exchangeable pairs in the analysis of simulations. In *Stein’s method: expository lectures and applications*, Volume 46 of *IMS Lecture Notes Monogr. Ser.*, pp. 1–26. Beachwood, OH: Inst. Math. Statist.
- Stephens, M. (1997). *Bayesian Methods for Mixtures of Normal Distributions*. Ph. D. thesis, University of Oxford, UK.
- Tanner, M. A. and W. H. Wong (1987). The calculation of posterior distributions by data augmentation. *Journal of the American Statistical Association* 82, 528–540.
- Tibshirani, R. and L. Wasserman (1994). Some aspects of the reparametrization of statistical models. *Canad. J. Statist.* 22(1), 163–173.
- Tierney, L. (1994). Markov chains for exploring posterior distributions. *Ann. Statist.* 22(4), 1701–1762. With discussion.