

Optical transitions and energy relaxation of hot carriers in Si nanocrystals

A. N. Poddubny, A. A. Prokofiev, and I. N. Yassievich¹

Ioffe Physical-Technical Institute RAS, 26 Polytechnicheskaya, 194021 Saint-Petersburg, Russia

(Dated: 15 February 2022)

Dynamics of hot carriers confined in Si nanocrystals is studied theoretically using atomistic tight binding approach. Radiative, Auger-like and phonon-assisted processes are considered. The Auger-like energy exchange between electrons and holes is found to be the fastest process in the system. However the energy relaxation of hot electron-hole pair is governed by the single optical phonon emission. For a considerable number of states in small nanocrystals single-phonon processes are ruled out by energy conservation law.

PACS numbers: 73.22.Dj, 78.67.Bf, 78.67.Hc

Silicon nanocrystals (NCs) produced by various techniques have been of great interest during the past decade.^{1–3} Observations of effective high energy photoluminescence emission, tunable by NC size,⁴ and photon cutting in Si NCs embedded into SiO₂ matrix⁵ have risen the problem of competition between optical and nonradiative transitions in Si NCs. Here we present a theoretical study of radiative recombination and nonradiative relaxation of hot confined electrons and holes.

To calculate the states of confined carriers we use the $sp^3d^5s^*$ empirical tight binding technique with nearest neighbor interactions from Ref. 6. Giving the band structure of bulk silicon with the same precision as the third nearest neighbor approach does,⁷ this technique, being restricted to the nearest neighbors, is more suitable to analyze electron-phonon interaction. The spin-orbit interaction is neglected in our consideration.

We have produced calculations for silicon clusters passivated by hydrogen. Such boundary conditions are acceptable in the tight binding model^{8,9} and correspond

to the free-standing Si NCs, realized recently.¹⁰ The parameters for the Si-H bond are taken from Ref. 11. In Fig. 1 we present the calculated density of states for the clusters Si₁₄₇H₁₄₈, Si₇₂₉H₄₄₄ and Si₂₅₆₃H₁₀₆₈, with diameters D being approximately equal to 1.8, 3 and 5 nm, respectively. The model clusters are of T_d symmetry and are built by adding atomic layers one by one, around the central atom.

The tight binding method goes beyond effective mass approach, taking into account the valley-orbit splitting, which is up to 0.1 eV for the ground state of electrons when $D \lesssim 2$ nm. However, this state-of-the-art method does not describe the effect of the carrier tunneling into SiO₂. More realistic description of the boundary between Si NCs and SiO₂ in the framework of the tight binding approach is under development now. To estimate the effect of tunneling, we also show by vertical lines in Fig. 1 the first two energy levels for confined electrons in spherical Si quantum dots embedded in SiO₂ matrix obtained in the framework of multi-band effective mass theory.¹² In Ref. 12 the boundary conditions were the continuities of wave function and flux at the interface. Both approaches agree for large NCs where tunneling may be neglected.

The probability of direct (phononless) absorption of photons by NCs embedded into dielectric matrix is given by

$$W_{\text{abs}}(\hbar\Omega) = \sum_{e,h} \hbar\Omega \tilde{\sigma}_{e,h} S_{\delta}(E_e - E_h - \hbar\Omega) \Phi, \quad (1)$$

at a given photon frequency Ω , where Φ is the photon flux density and

$$\tilde{\sigma}_{e,h} = \frac{8\pi^2 \mathcal{F}^2}{3n_{\text{out}}} \frac{e_0^2}{\hbar c} |\langle e | \mathbf{r} | h \rangle|^2. \quad (2)$$

Here e_0 is the electron charge, c is the speed of light, and $\mathcal{F} = 3n_{\text{out}}^2/(n_{\text{in}}^2 + 2n_{\text{out}}^2)$ is the local field factor,⁸ with n_{in} and n_{out} being refractive indices of media inside and outside the NC, respectively ($\mathcal{F} = 0.42$ for Si NC in SiO₂). The squared matrix element $|\langle e | \mathbf{r} | h \rangle|^2$ has been calculated taking into account only inter-atomic matrix elements of coordinate, which is reasonable for Si.¹³ The summation in Eq. (1) is performed over all initial hole

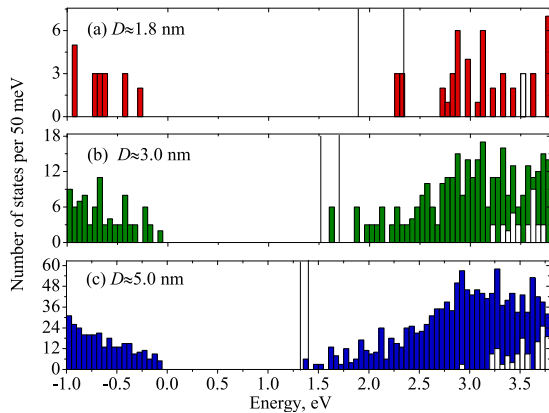


FIG. 1. Density of states (number of levels per 50 meV) calculated for hydrogenated Si NCs with diameters close to 1.8 nm (a), 3.0 nm (b), 5.0 nm (c). Energies of first two electron states calculated in effective mass approximation,¹² including effect of tunneling into SiO₂ matrix, are shown by vertical dashed lines. Empty bars correspond to the Γ -related states.¹⁷

states h and final electron states e , for which the transition energy $E_e - E_h$ is restricted by the half width δ of the normalized Lorentzian $S_\delta(x)$, which appears due to the energy conservation law. Phenomenological parameter δ determines the average broadening of the energy levels of excited states, and it is finite due to interaction with phonons. In our calculations we assumed $\delta = 5$ meV.

The absorption cross section can be found from Eq. (1):

$$\sigma_{\text{abs}}(\hbar\Omega) = \sum_{e,h} \hbar\Omega \tilde{\sigma}_{e,h} S_\delta(E_e - E_h - \hbar\Omega). \quad (3)$$

In Fig. 2 the optical absorption cross section is presented as function of the photon energy $\hbar\Omega$ for individual Si NCs of diameters 1.8, 3.0, and 5.0 nm. All the curves clearly demonstrate the threshold at the direct band gap of bulk silicon at the Γ -point of \mathbf{k} -space, which is equal to 3.32 eV (3.4 eV in the model we used,⁶ see the vertical line in Fig. 2). The inset in Fig. 2 illustrates the initial energy distribution of electrons for a NC with $D \approx 3$ nm after absorption of the photon with the energy equal to 3.5 eV. Each point at the energy E_e is proportional to absorption cross section and corresponds to the sum $\sum_h \tilde{\sigma}_{e,h} S_\delta(E_e - E_h - \hbar\Omega)$. One can see that optical absorption mainly creates hot electrons and, correspondingly, holes of low energy.

Now let us consider the rate of direct spontaneous radiative recombination of an electron in state e with a hole in state h . It is given by:⁸

$$\frac{1}{\tau_{\text{rad}}} = \frac{4e_0^2 |\langle h | \mathbf{r} | e \rangle|^2 \mathcal{F}^2 n_{\text{out}} (E_e - E_h)^3}{3\hbar c^3}, \quad (4)$$

where $E_e - E_h$ is the transition energy. The calculated rate of direct radiative recombination of hot electrons with holes situated in four lowest energy levels is presented in Fig. 3. The rate of radiative recombination

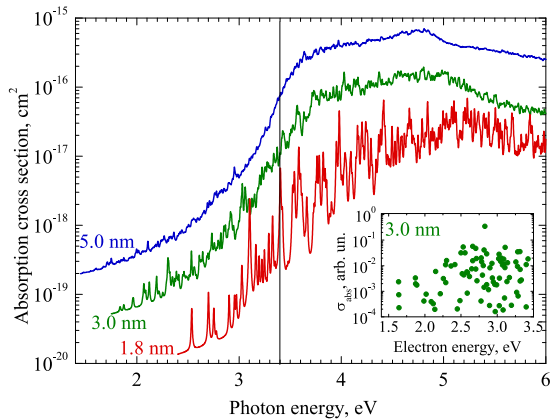


FIG. 2. (Color online) The optical absorption cross section as function of the photon energy $\hbar\Omega$ for Si NCs with diameters 1.8 nm, 3.0 nm, and 5.0 nm. The inset illustrates the distribution of electrons $\sigma_{\text{abs}}(E_e)$ in a single NC with $D = 3$ nm after absorbing 3.5 eV photon. Vertical line at 3.4 eV shows the direct band gap energy in bulk Si.

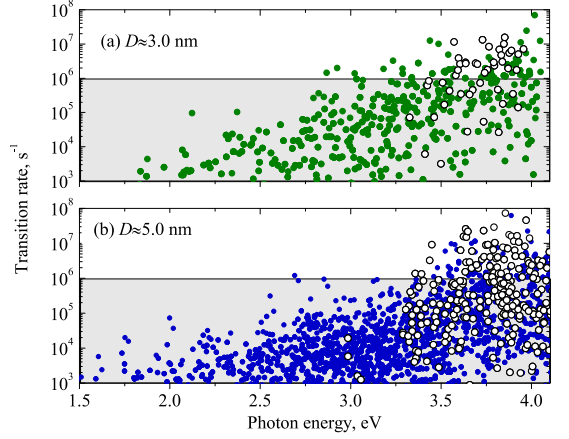


FIG. 3. (Color online) Calculated rates of direct radiative recombination of hot electrons with holes. Panels (a) and (b) were calculated for NCs with diameters equal to 3.0 and 5.0 nm. Open circles correspond to the transitions involving Γ -related electron states.¹⁷ Shaded area indicates the relatively slow transitions with $\tau_{\text{rad}} > 10^{-6}$ s.

assisted by emission of optical phonon is of the order of 10^4 s^{-1} .¹² Only for such small NC as of 1.8 nm in diameter, the rate of direct optical transition from the ground state can reach this value. For hot electrons in large NCs ($D = 5$ nm, Fig. 3b) fast radiative recombination is possible only above the direct band gap of bulk Si. One can see that most of the fastest transitions involve the Γ -related states¹⁷ of electrons (open circles in Fig. 3b), i.e. these transitions are direct. In smaller NCs fast radiative transitions (with rates exceeding 10^6 s^{-1}) are possible at smaller energies, see Fig. 3a. This is explained by stronger quantum confinement and band mixing.

Now we turn to the discussion of Auger-like processes^{14,15} with energy transfer between electron and hole via Coulomb interaction. These processes are very important in case of optical excitation, when an electron-hole pair is generated. Transition rate is given by:

$$\frac{1}{\tau_{\text{aug}}} = \frac{2\pi}{\hbar\delta} |\langle f | H_C(\mathbf{r}_e, \mathbf{r}_h) | i \rangle|^2. \quad (5)$$

Here $\langle f | H_C(\mathbf{r}_e, \mathbf{r}_h) | i \rangle$ is the matrix element of the electron-hole Coulomb interaction in the NC, which was evaluated neglecting short-ranged interaction and image forces. The difference between the transition energies of electrons and holes must be smaller than the broadening δ . We considered Auger-like processes with initial state of the holes being the ground one, so that the energy is transferred from hot electrons to the holes. This is supported by our analysis of initial distribution of hot carriers after photon absorption, see inset to Fig. 2. Our calculations indicate very high rates of Auger-like processes for all the electron levels (except for low energy states in smaller NCs), with typical transition times $\tau \lesssim 10^{-13}$ s. However, after a hot hole appears in the NC and the

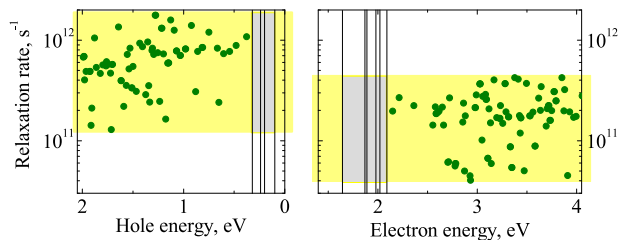


FIG. 4. Rates of single optical phonon emission by electrons and holes in Si NC ($D = 3$ nm). Vertical lines illustrate energies of confined carriers in the bottleneck regions, where single-phonon relaxation is impossible.

electron is cooled down, the inverse process, with energy transfer back from the hole to the electron, becomes possible. Such forth and back energy exchange between electrons and holes establishes the joint two-particle distribution function. While such process does not involve phonons, it is elastic and does not lead to energy relaxation.

The energy relaxation takes place only due to phonon-assisted processes. The energy gaps between the highly excited levels of size quantization are less than the energy of optical phonons and single-phonon relaxation is possible. We have considered the energy relaxation of hot electrons and holes via emission of single optical phonon. The matrix elements of deformation potentials $\langle f|D_{\text{opt}}|i\rangle$ have been found in the tight binding approach.⁶ Bulk parameters of phonon modes in Si have been used with optical phonon energy $\hbar\omega_{\text{opt}} = 60$ meV. Note, that it has been shown in Refs. 16 that for NCs with diameters $D \gtrsim 2$ nm the interatomic forces remain close to those in the bulk and there is no dramatic difference in the corresponding phonon spectra. Energy conservation law is fulfilled due to the dispersion of optical phonons, which magnitude was estimated as $\Delta = 2\delta \sim 10$ meV. Thus, the transition rate is given by $1/\tau = (2\pi\hbar/\Delta)|\langle f|D_{\text{opt}}|i\rangle|^2$, if the difference between the energies of initial and final states $|E_f + \hbar\omega_{\text{opt}} - E_i|$ is smaller than δ , and zero otherwise. The obtained rates are of the order of $10^{10} \div 10^{11}$ s⁻¹ for $D = 4$ nm and increase up to 10^{12} s⁻¹ for smaller NCs with $D = 2.5$ nm. The corresponding rates for holes are slightly higher than for electrons. The requirement for energy conservation forbids relaxation for a considerable number of states, including the highly excited ones, especially in smaller NCs. For instance, for $D = 3$ nm such process is allowed only for three quarters of the electron states, the calculated rates are presented in Fig. 4. Thus, the relaxation of the rest states requires participation of acoustic phonons. Our preliminary analysis indicates that such processes can be characterized by significantly larger transition times than optical phonon

emission.

In conclusion, we have analyzed various radiative and nonradiative processes in Si NCs. The results are summarized below. (i) Absorption of high-energy photons mainly creates hot electrons and cold holes. (ii) Auger-like energy exchange processes between electrons and holes, taking place due to the Coulomb interaction, are the fastest in the system. But they do not directly lead to the energy relaxation. (iii) Energy relaxation is governed by optical phonon emission with the rates of the order of $10^{10} \div 10^{12}$ s⁻¹. For a considerable number of states in small NCs single-phonon processes are ruled out by energy conservation law and slower multiphonon relaxation involving acoustic phonons takes place. Auger-like energy exchange mediates selection of the fastest available relaxation channels. (iv) In larger NCs ($D \gtrsim 5$ nm) fast radiative recombination (with rates exceeding 10^6 s⁻¹) is possible only for electrons with the energies close to 3.4 eV, the direct band gap of bulk silicon. For smaller NCs fast radiative transitions appear also at smaller energies.

We thank T. Gregorkiewicz for initiation of this work and C. Delerue, E. L. Ivchenko, A. S. Moskalenko and M. O. Nestoklon for very useful discussions. The support by RFBR, programs of RAS, and “Dynasty” foundation-ICFPM is gratefully acknowledged.

- ¹L. Pavesi, L. Dal Negro, C. Mazzoleni, G. Franzo, F. Priolo, *Nature* **408**, 440 (2000).
- ²A. J. Kenyon, *Prog. Quantum Electron.* **26**, 225 (2002).
- ³K. Dohnalová, L. Ondič, K. Kúsová, I. Pelant, J.L. Rehspringer, and R.-R. Mafouana, *J. Appl. Phys.* **107**, 053102 (2010).
- ⁴A.A. Prokofiev, A. S. Moskalenko, I. N. Yassievich, W. D. A. M. de Boer, D. Timmerman, H. Zhang, W. J. Buma, T. Gregorkiewicz, *JETP Lett.* **90**, 856 (2009).
- ⁵D. Timmerman, I. Izuddin, P. Stallinga, I. N. Yassievich, T. Gregorkiewicz, *Nature Photonics* **2**, 105 (2008).
- ⁶J.-M. Jancu, R. Scholz, F. Beltram, F. Bassani, *Phys. Rev. B*, **57**, 6493 (1998).
- ⁷Y.M.Niquet, C.Delerue, G.Allan, M.Lannoo, *Phys.Rev. B* **62**, 5109 (2000).
- ⁸C. Delerue, M. Lannoo, C. Delerue, M. Lannoo, *Nanostructures. Theory and Modelling*, (Springer, 2004).
- ⁹F. Trani and G. Cantele and D. Ninno and G. Iadonisi, *Phys. Rev. B* **72**, 075423 (2005).
- ¹⁰B. Goller and S. Polisski and H. Wiggers and D. Kovalev, *Appl. Phys. Lett.* **97**, 041110 (2010).
- ¹¹N. A. Hill, and K.B. Whaley, *J. Electronic Materials*, **25**, 269 (1996).
- ¹²A.S. Moskalenko, J. Berakdar, A.A. Prokofiev, I.N. Yassievich, *Phys. Rev. B* **76**, 085427 (2007).
- ¹³M. Cruz and M. R. Beltrán and C. Wang and J. Tagüenia-Martínez, *Phys. Rev. B* **59**, 15381(1999).
- ¹⁴A.I.L. Efros, V.A. Kharchenko, and M. Rosen, *Solid State Comm.* **93**, 281 (1995).
- ¹⁵L.-W. Wang, M. Califano, A. Zunger, A. Franceschetti, *Phys. Rev. Lett.*, **91**, 056404(2003).
- ¹⁶A. Valentin, J. See, S. Galdin-Retailleau, and P. Dollfus, *J.Phys.: Cond. Matter* **20**, 145213 (2008).
- ¹⁷By writing “T-related” we refer to those states of confined electrons, for which the Fourier image of the wave function is concentrated near the Γ point of the reciprocal space.