

Searching for Higgs Boson at the Tevatron: the “Golden Mode” revisited

M. SAHIN*

TOBB University of Economics and Technology, Physics Division, Ankara, Turkey

S. SULTANSOY†

TOBB University of Economics and Technology,

Physics Division, Ankara, Turkey and

Institute of Physics, National Academy of Sciences, Baku, Azerbaijan

S. TURKOZ‡

Ankara University, Department of Physics, Ankara, Turkey

Abstract

We have reconsidered the Higgs boson search via the “golden mode” for Tevatron. It is shown that this mode will give opportunity to observe the Higgs boson with mass up to 300 GeV before Tevatron shutdown.

*Electronic address: m.sahin@etu.edu.tr

†Electronic address: ssultansoy@etu.edu.tr

‡Electronic address: turkoz@science.ankara.edu.tr

The existence of the fourth family is well motivated in the framework of the standard model (SM) [1, 2]. According to flavor democracy hypothesis (FDH) Dirac masses of the fourth family fermions are approximately equal [3–5]. If common Yukawa coupling constant is taken to be equal to g_W , the Dirac masses of the fourth SM family fermions are predicted as $m_4 \simeq 450$ GeV at $\mu \simeq 245$ GeV (vacuum expectation value of the neutral component of the Higgs doublet) scale. Concerning pole masses we have $m_{l_4} \approx m_{\nu_4}(\text{Dirac}) \approx 450$ GeV, $m_{d_4} \simeq 500$ GeV and $m_{u_4} \approx m_{d_4} \pm 50$ GeV. If the ν_4 has a Majorana nature, the mass of the lighter one could be down to 50 GeV.

Actually, the fourth SM family quarks are favorite candidates for the LHC discoveries after the Higgs boson (it is interesting that if Higgs quartic coupling constant is equal to g_W the mass of the SM Higgs boson is expected to be around 290 GeV). Moreover, fourth family quarks strongly affect Higgs boson production at hadron colliders: the gluon fusion channel is enhanced by a factor up to 9 for low values of the Higgs boson mass, and the enhancement factor is reduced to minimal value of 4.5 at $m_H \approx 500$ GeV (for details see e.g. [6]). While this enhancement seems almost obvious, it should be emphasized that concerning the LHC and Tevatron this subject was considered well before 2007 [7–16].

During the last two decades, the fourth SM family studies were almost blocked by incorrect interpretation of the precision electroweak data. Despite to the studies done 10 years ago [17–21] this misinterpretation continued to have a place in Particle Data Group (PDG) up to 2008. Lately, authors of the corresponding part of PDG have come [22, 23] close to common understanding [2, 15, 17–21, 24–31].

For illustration by using OPUCEM software [31] we have shown that SM4 points with above mentioned values for fourth family fermions are in better agreement with precision electroweak data than SM3. Corresponding points are presented in Table I where $m_{l_4} = 450$ GeV, $m_{d_4} = 500$ GeV, $s_{34} = 0.01$ (Cabibbo-Kobayashi-Maskawa mixing between fourth and third SM family quarks), $m_{\nu_4}(l) = 110$ GeV for fourth family light Majorana neutrino and the rest are given in the Table I. In Figure 1 we present these three points in the S-T plane together with SM3 prediction for $m_H = 115$ GeV. It is seen that SM4 points are closer to central values of S and T parameters. In Figure 2 the points corresponding to $m_H = 200, 250$ and 300 GeV are presented for SM3 case. As it is seen these points are outside 2σ counter.

Today, the race between the LHC and Tevatron on Higgs search, as well as fourth SM family quarks searches, is been observed. This competition will continue by autumn 2011

SM4 points	1	2	3	SM3
m_{u_4} , GeV	540	540	520	-
$m_{\nu_4}(\text{h})$, GeV	2200	2000	1600	-
m_H , GeV	200	250	300	115

Table I: SM4 points for three different values of m_H .

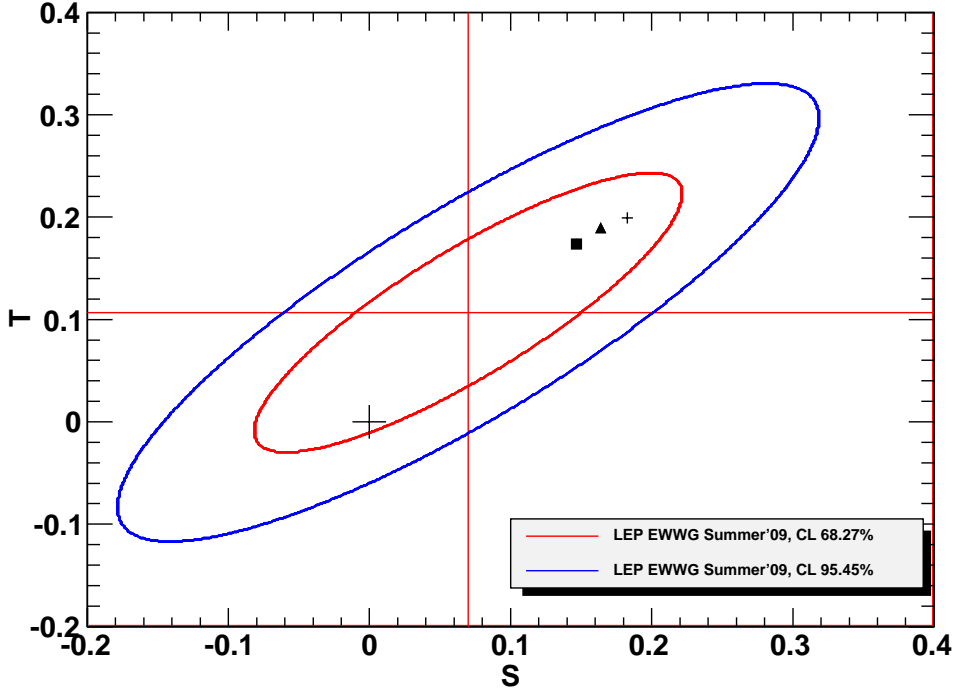


Figure 1: SM3 and three SM4 points in S-T plane. The 1 and 2σ error ellipses represent the 2009 results of the $U = 0$ fit from LEP EWWG. Large cross corresponds to SM3 with $m_H = 115$ GeV; square, triangle and small cross symbols correspond to SM4 points 1, 2 and 3 from Table I, respectively. This figure is obtained by using OPUCEM software.

(the date of the final shutdown for the Tevatron) and by this time the LHC will exceed the integrated luminosity of $1fb^{-1}$. In the case of four SM families this luminosity will give an opportunity to scan various m_H ranges via gluon fusion mode: $140 < m_H < 250$ GeV in $H \rightarrow W^+W^-$ channel, $135 < m_H < 160$ GeV and $175 < m_H < 400$ GeV in “golden mode” ($H \rightarrow ZZ \rightarrow 4l$) channel [6], $110 < m_H < 140$ GeV in $\tau^+\tau^-$ channel [32] (the authors considered SM3 case, their results which easily can be rescaled to SM4 case by taken in

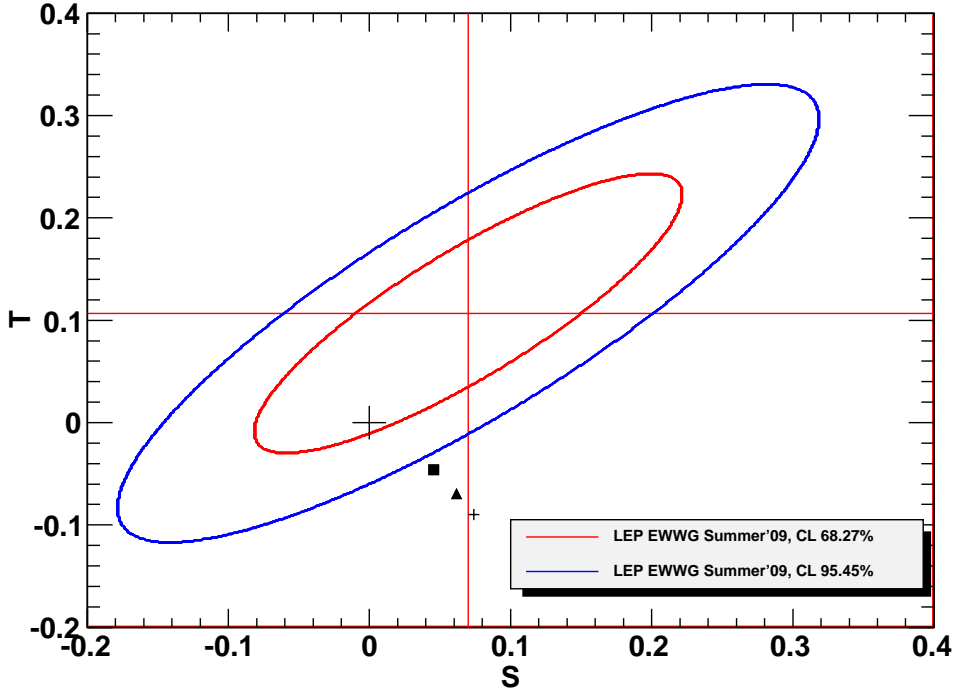


Figure 2: SM3 points with $m_H = 200$ (square) , 250 (triangle) and 300 (small cross) GeV in S-T plane. This figure is obtained by using OPUCEM software.

to account of the enhancement factor ~ 9), $350 < m_H < 700$ GeV in $H \rightarrow ZZ$ channel following by $ZZ \rightarrow \nu\bar{\nu}l^+l^-$ or $ZZ \rightarrow \nu\bar{\nu}q\bar{q}$ decays.

In this work we have reconsidered the “golden mode” for the Tevatron in the presence of the fourth SM family, proposed 10 years ago [10, 13]. At that time it was expected that LHC with $\sqrt{s} = 14$ TeV would come to operation in 2005. Therefore, further work on the subject have not been done. In this paper we investigate the opportunity to observe Higgs boson via “golden mode” at the Tevatron with 20 fb^{-1} integrated luminosity which correspond to combination of D0 and CDF data that will be obtained before the shutdown.

Up to now the search for the Higgs boson at the Tevatron in the case of four SM families was concentrated on $gg \rightarrow H \rightarrow W^+W^-$ channel [33, 34]. The latest combined results [35], based on $L_{int} = 4.8 \text{ fb}^{-1}$ at CDF and $L_{int} = 5.4 \text{ fb}^{-1}$ at D0, excluded Higgs boson with a mass between 131 and 204 GeV at the 95% confidence level. In [10, 13] it was shown that the “golden mode” ($gg \rightarrow H \rightarrow ZZ \rightarrow 4l$) could be effective for $m_H \geq 180$ GeV at the upgraded Tevatron. However, in the analysis only the cut on invariant mass was used, together with

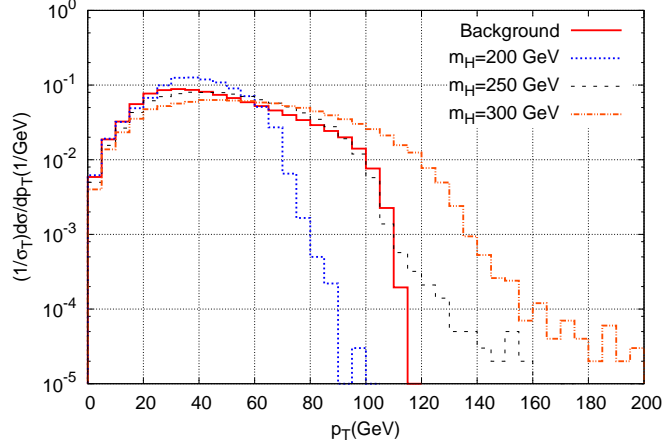


Figure 3: Normalized p_T^l distributions of final state leptons for signal and background at the Tevatron.

overestimating expression for statistical significance.

In order to determine appropriate cuts, we calculate p_T distributions for final state leptons and Z bosons, eta (η) distributions for final state leptons, as well as four-lepton invariant mass distributions for signal and background. For latter we consider irreducible background from pair production of Z bosons. In numerical calculations PYTHIA [38] and MCFM [39–44] simulation programs were used. The results are presented in Figures 2-5. We will use $p_T^l > 10$ GeV and $|\eta^l| < 2$ as generic detector cuts (effect of these cuts on signal and background are similar and small). For the four lepton invariant mass we use $m_{4l} = m_H \pm 10$ GeV, which reduces background essentially, whereas signal is almost unchanged. Another effective cut is provided by p_T^Z . Looking at Figure 6 we decided to use $p_T^Z > 30$, $p_T^Z > 70$ and $p_T^Z > 100$ GeV for $m_H = 200$, 250 and 300 GeV, respectively.

In Table II we present signal and background cross sections without and with cuts for three different values of the Higgs mass. For $\sigma(H)$ without cuts, following Ref. [35], we use results of NNLO calculations from [36].

Statistical significance has been calculated by using following formula [37]:

$$S = \sqrt{2[(s+b)\ln(1 + \frac{s}{b}) - s]} \quad (1)$$

where b and s represents the numbers of background and signal events, respectively. In Table III, we present achievable statistical significances for $L_{int} = 10$ and 20 fb^{-1} . Before the final shutdown of the Tevatron each detector will reach approximately $L_{int} = 10$

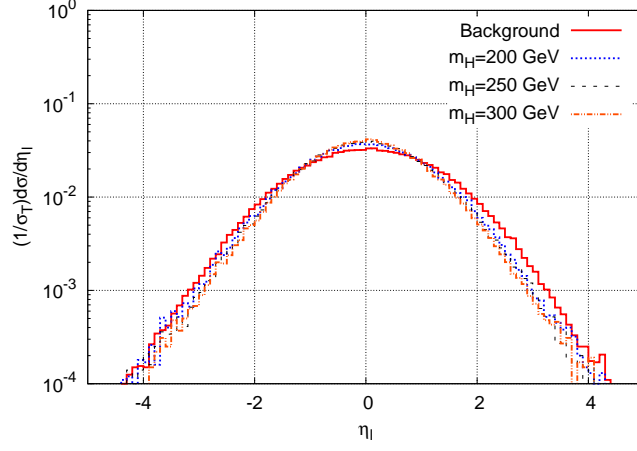


Figure 4: Normalized η^l distributions of final state leptons for signal and background at the Tevatron.

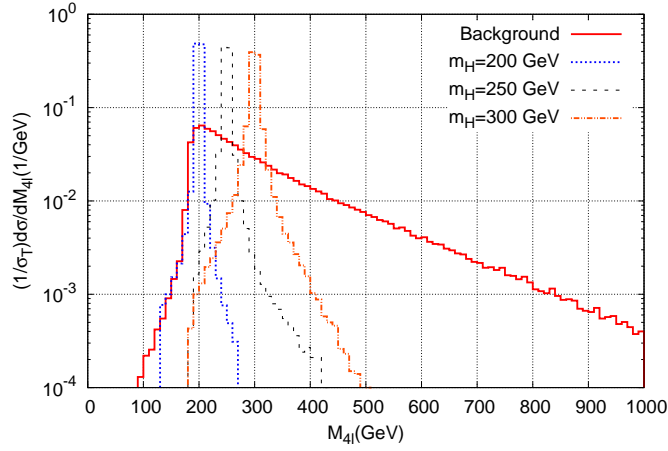


Figure 5: Normalized invariant mass distributions of final state 4 leptons for signal and background at the Tevatron.

m_H , GeV	200	250	300
$\sigma(H)$, w/o cuts	1580	650	300
$\sigma(H \rightarrow 4l)$ w/o cuts	1.789	0.882	0.421
$\sigma(H \rightarrow 4l)$ with cuts	1.186	0.488	0.183
$\sigma(bkgr)$ w/o cuts	4.364	4.364	4.364
$\sigma(bkgr)$ with cuts	0.287	0.104	0.037

Table II: Signal and background cross sections (in fb) without and with cuts.

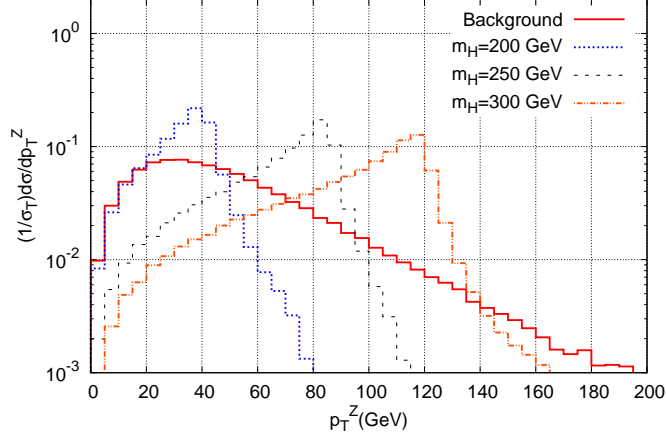


Figure 6: Normalized p_T^Z distributions of Z bosons for signal and background at the Tevatron

m_H , GeV	200	250	300
$L_{int} = 10 \text{ fb}^{-1}$	4.9σ	3.3σ	2.0σ
$L_{int} = 20 \text{ fb}^{-1}$	7.0σ	4.7σ	2.9σ

Table III: Achievable statistical significances.

fb^{-1} integrated luminosity, which will allow to exclude m_H up to 300 GeV, whereas combination of results of two detectors will give opportunity to observe Higgs boson via “golden mode” if its mass is between 180 and 300 GeV. Comparing W^+W^- mode analysis [35] which excludes m_H between 134 and 204 GeV with the “golden mode”, we conclude that the same amount of analyzing data (combined $L_{int} \simeq 10 \text{ fb}^{-1}$) will give opportunity to discover Higgs boson if $m_H = 200 \text{ GeV}$, or observe it if $m_H = 250 \text{ GeV}$.

This work is supported by DPT and TUBITAK.

-
- [1] B. Holdom *et al.*, PMC Phys. A **3**, 4 (2009).
 - [2] M. Sahin, S. Sultansoy, and S. Turkoz, Phys. Rev. D **83**, 054022 (2011).
 - [3] H. Fritzsch, Phys. Lett. B **289**, 92 (1992).
 - [4] A. Datta, Pramana **40**, L503 (1993).
 - [5] A. Celikel, A. Ciftci, and S. Sultansoy, Phys. Lett. B **342**, 257 (1995).
 - [6] N. Becerici Schmidt *et al.*, Eur. Phys. J. C **66**, 119 (2010).

- [7] E. Arik *et al.*, ATLAS Internal Note ATL-PHYS-98-125, 1998.
- [8] P. Jenni *et al.*, (ATLAS Collaboration), Report No. CERN-LHCC-99-14/15, 1999, Sect. 18.2.
- [9] I. F. Ginzburg, I. P. Ivanov, and A. Schiller, Phys. Rev. D **60**, 095001 (1999).
- [10] S. Sultansoy, hep-ex/0010037.
- [11] E. Arik *et al.*, Phys. Rev. D **66**, 033003 (2002).
- [12] E. Arik *et al.*, Eur. Phys. J. C **26**, 9 (2002).
- [13] O. Cakir and S. Sultansoy, Phys. Rev. D **65**, 013009 (2001).
- [14] E. Arik *et al.*, Acta Phys. Pol. B **37**, 2839 (2006).
- [15] G. Kribs *et al.*, Phys. Rev. D **76**, 075016 (2007).
- [16] E. Arik, S. A. Cetin, and S. Sultansoy, Balkan Phys. Lett. **15**, 1 (2007).
- [17] M. Maltoni *et al.*, Phys. Lett. B **476**, 107 (2000).
- [18] H.-J. He, N. Polonsky, and S. Su, Phys. Rev. D **64**, 053004 (2001).
- [19] M.I. Vysotsky, Acta Phys. Slovaca **52**, 199 (2002).
- [20] V.A. Novikov *et al.*, JETP Lett. **76**, 127 (2002).
- [21] S. S. Bulanov *et al.*, Phys. At. Nucl. **66**, 2169 (2003).
- [22] K. Nakamura *et al.* (Particle Data Group), J. Phys. G **37**, 075021 (2010).
- [23] J. Erler and P. Langacker, Phys. Rev. Lett. **105**, 031801 (2010).
- [24] V. A. Novikov *et al.*, Phys. At. Nucl. **73**, 636 (2010).
- [25] J. Alwall *et al.*, Eur. Phys. J. C **49**, 791 (2006).
- [26] M. Bobrowski *et al.*, Phys. Rev. D **79**, 113006 (2009).
- [27] M. S. Chanowitz, Phys. Rev. D **79**, 113008 (2009).
- [28] M. Hashimoto, Phys. Rev. D **81**, 075023 (2010).
- [29] O. Ebberhardt, A. Lenz, and J. Rohrwild, Phys. Rev. D **82**, 095006 (2010); arXiv:1005.3505.
- [30] O. Cobanoglu *et al.*, arXiv:1005.2784.
- [31] <http://projects.hepforge.org/opucem/>.
- [32] J. Baglio and A. Djouadi, arXiv:1103.6247v1 [hep-ph].
- [33] V. M. Abazov *et al.* (D0 Collaboration), Phys. Rev. Lett. **96**, 011801 (2006); hep-ex/0508054.
- [34] A. Abulencia *et al.* (CDF Collaboration), Phys. Rev. Lett. **97**, 081802 (2006). hep-ex/0605124.
- [35] T. Aaltonen *et al.* (CDF and D0 Collaboration), Phys. Rev. D **82**, 011102(R) (2010).
- [36] C. Anastasiou, R. Boughezal and E. Furlan, JHEP 1006 (2010), 101.
- [37] G.L. Bayatian *et al.* (CMS Collaboration), J. Phys. G **34**, 995 (2007).

- [38] T. Sjöstrand *et al.*, JHEP **05** (2006) 026; arXiv:hep-ph/0603175.
- [39] J. M. Campbell and R. K. Ellis, Phys. Rev. D **60**, 113006 (1999); arXiv:hep-ph/9905386.
- [40] J. M. Campbell and R. K. Ellis, Phys. Rev. D **62**, 114012 (2000); arXiv:hep-ph/0006304.
- [41] J. Campbell and R. K. Ellis, Phys. Rev. D **65**, 113007 (2002); arXiv:hep-ph/0202176.
- [42] J. Campbell, R. K. Ellis, F. Maltoni and S. Willenbrock, Phys. Rev. D **67**, 095002 (2003); arXiv:hep-ph/0204093.
- [43] E. L. Berger and J. Campbell, Phys. Rev. D **70**, 073011 (2004); arXiv:hep-ph/0403194.
- [44] J. M. Campbell, R. K. Ellis and G. Zanderighi, JHEP 0610, 028 (2006); arXiv:hep-ph/0608194.