

Deconfinement and chiral restoration in nonlocal PNJL models at zero and imaginary chemical potential

V. Pagura^{a,b}, D. Gómez Dumm^{b,c} and N.N.Scoccola^{a,b,d}

^a *Physics Department, Comisión Nacional de Energía Atómica,
Av.Libertador 8250, 1429 Buenos Aires, Argentina*

^b *CONICET, Rivadavia 1917, 1033 Buenos Aires, Argentina*

^c *IFLP, CONICET – Dpto. de Física, Universidad
Nacional de La Plata, C.C. 67, 1900 La Plata, Argentina,*

^d *Universidad Favaloro, Solís 453, 1078 Buenos Aires, Argentina*

We study the deconfinement and chiral restoration transitions in the context of non-local PNJL models, considering the impact of the presence of dynamical quarks on the scale parameter appearing in the Polyakov potential. We show that the corresponding critical temperatures are naturally entangled for both zero and imaginary chemical potential, in good agreement with lattice QCD results. We also analyze the Roberge Weiss transition, which is found to be first order at the associated endpoint.

PACS numbers: 12.39.Ki, 11.30.Rd, 12.38.Mh

The detailed understanding of the behavior of strongly interacting matter at finite temperature and baryon density represents an issue of great interest in particle physics [1]. From the theoretical point of view, this problem can be addressed through lattice QCD calculations [2–4], which have been significantly improved in the last years. However, this ab initio approach is not yet able to provide a full understanding of the QCD phase diagram. One well-known difficulty is given by the so-called sign problem, which arises when dealing with finite real chemical potentials. Thus, it is worth to develop alternative approaches, such as the study of effective models that show consistency with lattice QCD results and can be extrapolated into regions not accessible by lattice techniques. One of these effective theories, proposed quite recently, is the so-called Polyakov-Nambu-Jona-Lasinio (PNJL) model [5–11], an extension of the well-known NJL model [12] in which quarks are coupled to the Polyakov loop (PL), providing a common framework to study both the chiral and deconfinement transitions. As a further improvement over the (local) PNJL model, extensions that include covariant non-local quark interactions have also been considered [13–15]. The non-local character of the interactions arises naturally in the context of several successful approaches to low-energy quark dynamics, and leads to a momentum dependence in the quark propagator that can be made consistent [16] with lattice results. It has been shown [17–20] that non-local models

provide a satisfactory description of hadron properties at zero temperature and density. Moreover, it has been found that, under certain conditions, it is possible to derive the main features of non-local PNJL models starting directly from QCD [21]. Related Polyakov-Dyson-Schwinger equation models have also been recently considered [22].

The aim of the present work is to analyze the relation between the deconfinement and chiral restoration transitions at both zero and imaginary chemical potential μ in the context of non-local chiral quark models. One of the problems of the standard (local) PNJL model is that once the PL potential is adjusted to reproduce the pure gauge lattice QCD results, it is found [8] that the critical temperature for the chiral and deconfinement transitions at vanishing chemical potential, $T_c \approx 220$ MeV, is somewhat too high in comparison with the presently most accepted lattice result, namely $T_c = 173(8)$ MeV for two light flavors [4]. A solution to this difficulty follows from the observation made in the context of the Polyakov-Quark-Meson model [23], where it is claimed that in the presence of dynamical quarks one should decrease the parameter T_0 which sets the scale of the PL potential. However, in contradiction to lattice results, in the PNJL model this sort of rescaling leads to a rather noticeable splitting between the deconfinement and chiral restoration temperatures. This splitting can be avoided only after the inclusion of extra eight-quark interactions [24], or by assuming that the quark-quark coupling constant is some ad-hoc function of the Polyakov loop [25]. Here we show that in the case of the non-local SU(2) PNJL model the critical temperature can be made naturally compatible with lattice QCD estimates, without spoiling the entanglement between deconfinement and chiral restoration transition temperatures even for imaginary chemical potential. It should be stressed that the extension to imaginary chemical potential deserves significant theoretical interest, since lattice calculations [26–28] become free of the sign problem and the corresponding results can be compared with effective model predictions. Moreover, the behavior in the region of imaginary chemical potential is expected to have implications on the QCD phase diagram at finite real values of μ . Lattice calculations, as well as analyses based on the exact renormalization group equations [29], suggest a close relation between the deconfinement and chiral restoration transitions for imaginary chemical potentials. Thus, we extend our study of these transitions to the region of imaginary μ , where we also analyze the characteristics of the so-called Roberge-Weiss (RW) transition [30], in particular, at the RW endpoint.

Let us briefly describe the model under consideration, namely a non-local SU(2) chiral quark theory that includes couplings to a background color gauge field. The Euclidean effective action is

given by [31]

$$S_E = \int d^4x \left\{ \bar{\psi}(x) (-i\gamma_\mu D_\mu + \hat{m}) \psi(x) - \frac{G_S}{2} [j_a(x)j_a(x) - j_P(x)j_P(x)] + \mathcal{U}(\Phi[A(x)]) \right\}, \quad (1)$$

where ψ is the $N_f = 2$ fermion doublet $\psi \equiv (u, d)^T$, $\hat{m} = m_q \mathbb{1}_{2 \times 2}$ is the current quark mass matrix in the isospin limit, and $D_\mu \equiv \partial_\mu - iA_\mu$ is a covariant derivative, A_μ being color gauge fields. The nonlocal currents $j_a(x), j_P(x)$ are given by

$$\begin{aligned} j_a(x) &= \int d^4z \mathcal{G}(z) \bar{\psi} \left(x + \frac{z}{2} \right) \Gamma_a \psi \left(x - \frac{z}{2} \right), \\ j_P(x) &= \int d^4z \mathcal{F}(z) \bar{\psi} \left(x + \frac{z}{2} \right) \frac{i \overleftrightarrow{\not{D}}}{2 \kappa_p} \psi \left(x - \frac{z}{2} \right), \end{aligned} \quad (2)$$

where $\Gamma_a = (\mathbb{1}, i\gamma_5 \vec{\tau})$, and the functions $\mathcal{F}(z)$ and $\mathcal{G}(z)$ are non-local form factors that characterize the interactions. Notice that even if we take for convenience the same coupling parameter G_S for both interaction terms, the relative strength between them is controlled by the mass parameter κ_p .

To proceed we perform a standard bosonization of the theory, introducing bosonic fields $\sigma_{1,2}(x)$ and $\pi_a(x)$, and integrating out the quark fields. We will work within the mean field approximation (MFA), in which these bosonic fields are replaced by their vacuum expectation values $\sigma_{1,2}$ and $\pi_a = 0$. Since we are interested in studying the characteristics of the chiral phase transition, we extend the bosonized effective action to finite temperature T and chemical potential μ . This can be done by using the Matsubara formalism. Concerning the gauge fields A_μ , we assume that quarks move on a constant background field $\phi = A_4 = iA_0 = ig \delta_{\mu 0} G_a^\mu \lambda^a / 2$, where G_a^μ are the SU(3) color gauge fields. Then the traced Polyakov loop, which is taken as order parameter of confinement, is given by $\Phi = \frac{1}{3} \text{Tr} \exp(i\phi/T)$. We will work in the so-called Polyakov gauge, in which the matrix ϕ is given a diagonal representation $\phi = \phi_3 \lambda_3 + \phi_8 \lambda_8$. This leaves only two independent variables, ϕ_3 and ϕ_8 . The mean field traced Polyakov loop reads then

$$\Phi = \frac{1}{3} \left[\exp \left(-\frac{2i}{\sqrt{3}} \frac{\phi_8}{T} \right) + 2 \exp \left(\frac{i}{\sqrt{3}} \frac{\phi_8}{T} \right) \cos \left(\frac{\phi_3}{T} \right) \right]. \quad (3)$$

Within this framework the mean field thermodynamical potential Ω^{MFA} at finite temperature and arbitrary (in general, complex) chemical potential is given by

$$\Omega^{\text{MFA}} = -4T \sum_{c=r,g,b} \sum_{n=-\infty}^{\infty} \int \frac{d^3 \vec{p}}{(2\pi)^3} \ln \left[\frac{(\rho_{n,\vec{p}}^c)^2 + M^2(\rho_{n,\vec{p}}^c)}{Z^2(\rho_{n,\vec{p}}^c)} \right] + \frac{\sigma_1^2 + \kappa_p^2 \sigma_2^2}{2G_S} + \mathcal{U}(\Phi, \Phi^*, T). \quad (4)$$

Here, $M(p)$ and $Z(p)$ are given by

$$M(p) = Z(p) [m_q + \sigma_1 g(p)], \quad Z(p) = [1 - \sigma_2 f(p)]^{-1}, \quad (5)$$

where $g(p)$ and $f(p)$ are Fourier transforms of $\mathcal{G}(z)$ and $\mathcal{F}(z)$. We have also defined

$$\left(\rho_{n,\vec{p}}^c\right)^2 = \left[(2n+1)\pi T - i\mu + \phi_c\right]^2 + \vec{p}^2, \quad (6)$$

where the quantities ϕ_c are given by the relation $\phi = \text{diag}(\phi_r, \phi_g, \phi_b)$, i.e. $\phi_r = \phi_3 + \phi_8/\sqrt{3}$, $\phi_g = -\phi_3 + \phi_8/\sqrt{3}$, $\phi_b = -2\phi_8/\sqrt{3}$.

To proceed we need to specify the explicit form of the Polyakov loop effective potential $\mathcal{U}(\Phi, \Phi^*, T)$. Following Ref. [9] we take

$$\mathcal{U}(\Phi, \Phi^*, T) = \left\{ -\frac{1}{2} a(T) \Phi \Phi^* + b(T) \ln [1 - 6 \Phi \Phi^* + 4 \Phi^3 + 4 (\Phi^*)^3 - 3 (\Phi \Phi^*)^2] \right\} T^4, \quad (7)$$

where the coefficients are parameterized as

$$a(T) = a_0 + a_1 \left(\frac{T_0}{T}\right) + a_2 \left(\frac{T_0}{T}\right)^2, \quad b(T) = b_3 \left(\frac{T_0}{T}\right)^3. \quad (8)$$

The values of a_i and b_3 are fitted [9] to lattice QCD results, which in absence of dynamical quarks lead to a deconfinement temperature $T_0 \approx 270$ MeV. However, as mentioned above, it has been argued [23] that in the presence of light dynamical quarks this value has to be modified accordingly, e.g. $T_0 \simeq 208$ MeV for $N_f = 2$ and $T_0 \simeq 180$ MeV for $N_f = 3$. Effects of this change in T_0 will be discussed below. In addition, it is seen that Ω^{MFA} turns out to be divergent, thus it has to be regularized. Here we use the same prescription as e.g. in Ref. [32], namely

$$\Omega_{\text{reg}}^{\text{MFA}} = \Omega^{\text{MFA}} - \Omega^{\text{free}} + \Omega_{\text{reg}}^{\text{free}} + \Omega_0, \quad (9)$$

where Ω^{free} is obtained from Eq. (4) by setting $\sigma_1 = \sigma_2 = 0$, and $\Omega_{\text{reg}}^{\text{free}}$ is the regularized expression for the quark thermodynamical potential in the absence of fermion interactions:

$$\Omega_{\text{reg}}^{\text{free}} = -4T \int \frac{d^3\vec{p}}{(2\pi)^3} \sum_{c=r,g,b} \sum_{s=\pm 1} \text{Re} \ln \left\{ 1 + \exp \left[-\frac{\epsilon_p + s(\mu + i\phi_c)}{T} \right] \right\}, \quad (10)$$

with $\epsilon_p = \sqrt{\vec{p}^2 + m_q^2}$. The last term in Eq. (9) is just a constant fixed by the condition that $\Omega_{\text{reg}}^{\text{MFA}}$ vanishes at $T = \mu = 0$.

The mean field values $\sigma_{1,2}$ and $\phi_{3,8}$ can be obtained from a set of four coupled ‘‘gap’’ equations that follow from the minimization of the regularized thermodynamical potential,

$$\frac{\partial \Omega_{\text{reg}}^{\text{MFA}}}{\partial \sigma_1} = \frac{\partial \Omega_{\text{reg}}^{\text{MFA}}}{\partial \sigma_2} = \frac{\partial \Omega_{\text{reg}}^{\text{MFA}}}{\partial \phi_3} = \frac{\partial \Omega_{\text{reg}}^{\text{MFA}}}{\partial \phi_8} = 0. \quad (11)$$

Once the mean field values are obtained, the behavior of other relevant quantities as functions of the temperature and chemical potential can be determined. We concentrate in particular in the

chiral quark condensate $\langle \bar{q}q \rangle = \partial \Omega_{\text{reg}}^{\text{MFA}} / \partial m_q$, which together with the modulus of the Polyakov loop $|\Phi|$ will be taken as order parameters of the chiral restoration and deconfinement transitions, respectively. For simplicity, the associated susceptibilities will be defined as $\chi_{\text{cond}} = d\langle \bar{q}q \rangle / dT$ and $\chi_{PL} = d|\Phi| / dT$.

In order to fully specify the model under consideration we have to fix the model parameters as well as the form factors $g(q)$ and $f(q)$ that characterize the non-local interactions. Here we consider three parameter sets A, B and C, which have been introduced in Ref. [16]. Set A corresponds to the relatively simple case in which there is no wave function renormalization (WFR) of the quark propagator, i.e. $f(p) = 0$, $Z(p) = 1$, and $g(p)$ has a Gaussian behavior, $g(p) = \exp(-p^2/\Lambda_0^2)$. In set B we consider a more general case that includes quark WFR, taking also an exponential shape for the corresponding form factor, $f(p) = \exp(-p^2/\Lambda_1^2)$. Finally, in set C we take Lorentzian-like form factors, chosen in such a way that one can well reproduce the momentum dependence of mass and WFR functions obtained in lattice calculations. The parameter values for sets A, B and C, together with the corresponding predictions for several meson properties, can be found in Ref. [16].

Let us analyze the deconfinement and chiral transitions at vanishing chemical potential in the framework of the model presented above. Taking T_0 as a parameter, and solving numerically Eqs. (11) for sets A, B and C, it is found that both the deconfinement and chiral restoration temperatures are coincident in a wide range of values of T_0 . This is illustrated in Fig. 1, where we show the behavior of the relevant order parameters and the corresponding susceptibilities for the lattice inspired parameterization set C. We consider three characteristic values $T_0 = 270, 208$ and 180 MeV, corresponding to the presence of 0, 2 and 3 dynamical fermions, respectively [23]. It is clear that for this set both transitions are crossover-like, and they occur at basically the same critical temperature, as it is indicated by the peaks of the corresponding susceptibilities. One might notice that as long as T_0 decreases the chiral susceptibility tends to become asymmetric around T_c , being somewhat broader on the high temperature side. Though this could be considered as an indication that for smaller values of T_0 chiral symmetry is restored at a slightly higher temperature, even at $T_0 = 180$ MeV the splitting between the main peak and what might be considered as a second broad peak is less than 10 MeV. In addition, it is worth to point out that although the coincidence of the deconfinement and chiral restoration critical temperatures holds for all three parameter sets A, B and C, the character of the transitions may be different from one another. This is shown in Fig. 2, where we plot the values of the critical temperatures as functions of T_0 for sets A, B and C. We see that for set A, which does not include WFR, the transition becomes a first order one

for values of T_0 below $\simeq 235$ MeV. On the other hand, for the exponential parameterization with WFR, set B, this happens at a lower value $T_0 \simeq 190$ MeV. Finally, as already mentioned, for the lattice inspired parameterization set C the transitions are crossover-like for all considered values of T_0 . It should be stressed that for $T_0 = 208$ MeV (corresponding to our $N_f = 2$ model) the resulting critical temperatures are in good agreement with lattice QCD estimates. Indeed, we get $T_c(0) = 173, 171$ and 173 MeV for sets A, B and C, respectively. It is also important to remark that the nature of deconfinement and chiral restoration transitions for two light flavors in lattice QCD is still under debate. While most studies [33–37] favor a second order transition in the chiral limit, there are also claims for a first order transition [38, 39]. Given that in the context of the present non-local model the parameterizations that include WFR appear to be more realistic, the second order scenario turns out to be preferred.

We consider now the situation at nonzero imaginary chemical potential. As it is well known, Roberge and Weiss found [30] that the thermodynamical potential of QCD in presence of an imaginary chemical potential $\mu = i\theta T$ is a periodic function of θ with period $2\pi/3$. This means that QCD is invariant under a combination of a Z_3 transformation of the quark and gauge fields and a shift $\theta \rightarrow \theta + 2k\pi/3$, with integer k , in the chemical potential. Recently, it has been shown that this so-called extended Z_3 transformation is also a symmetry of the local Polyakov-Nambu-Jona-Lasinio model [40]. Indeed, in the context of this model the thermodynamical potential is invariant under the transformations

$$\Phi(\theta) \rightarrow \Phi(\theta) \exp(-i 2 k \pi/3) , \quad \Phi^*(\theta) \rightarrow \Phi^*(\theta) \exp(i 2 k \pi/3) , \quad \theta \rightarrow \theta + 2 k \pi/3 . \quad (12)$$

The RW periodicity is a remnant of the Z_3 symmetry in the pure gauge limit. In QCD with dynamical quarks, if the temperature is larger than a certain value T_{RW} it can be seen that three Z_3 vacua appear. These vacua can be classified through their Polyakov loop phases, given by φ , $\varphi + 2\pi/3$ and $\varphi + 4\pi/3$. Roberge and Weiss showed that for $T > T_{RW}$ there is a first order phase transition at $\theta = \pi/3 \bmod 2\pi/3$, in which the vacuum jumps to one of its Z_3 images. This is known as the “Roberge-Weiss transition”, and the point at the end of the RW transition line in the (T, θ) plane, i.e. $(T, \theta) = (T_{RW}, 2\pi/3)$, is known as the “RW endpoint”. The order of the RW transition at the RW endpoint has been subject of considerable interest recently in the framework of lattice QCD [41–43] due to the implications it might have on the QCD phase diagram at finite real μ . According to lattice calculations, it appears that for two light flavors the RW endpoint is first order for realistically small values of the current quark mass. Following these considerations it is important to check whether the thermodynamical potential of the non-local PNJL models studied

in this work does respect the extended Z_3 symmetry. In fact, it is easy to show that this is the case. The last two terms in Eq. (4) are obviously invariant under the transformations in Eq. (12), whereas to check the invariance of the first term it is convenient to write these transformations in the equivalent way

$$\phi_3(\theta) \rightarrow \phi_3(\theta) , \quad \phi_8(\theta) \rightarrow \phi_8(\theta) - 2 k \pi T / \sqrt{3} , \quad \theta \rightarrow \theta + 2 k \pi / 3 . \quad (13)$$

Thus it can be easily proven that any sum of the form $\sum_{c=r,g,b} F[(\rho_{n,\vec{p}}^c)^2]$, where F is an arbitrary function, turns out to be invariant under the extended Z_3 transformations. The invariance of the terms introduced in the regularization procedure [c.f. Eq.(9)] can be shown in the same way.

Having checked that our non-local PNJL models possess the extended Z_3 invariance we turn now to the results of the numerical analysis of the behavior of the different order parameters as functions of T and θ using the value $T_0 = 208$ MeV corresponding to two light flavors. We first keep T fixed, verifying that the expected periodicity of the different thermodynamical quantities as functions of θ is indeed satisfied. Moreover, for $T > T_{RW}$ we find the mentioned RW first order phase transition at $\theta = \pi/3$, which is signalled by a discontinuity in the phase of the Polyakov loop field. The values obtained for T_{RW} are 191 MeV, 188 MeV and 191 MeV for sets A, B and C, respectively, in good agreement with the lattice QCD estimate $T_{RW} = 185(9)$ [28]. Concentrating on the sector $0 \leq \theta \leq \pi/3$ we observe that for values of the temperature $T_c(\theta = 0) \leq T \leq T_{RW}$ the order parameters for both deconfinement and chiral symmetry show signals of a phase transition at a given value of θ . This is clearly seen in Fig. 3 where we plot the behavior of order parameters and susceptibilities as functions of T taking now θ fixed at two representative values $\theta = \pi/6$ and $\pi/3$. The plots correspond to parameter set C. We note that while for $\theta = \pi/6$ both deconfinement and chiral restoration are crossover-like, they are first order for $\theta = \pi/3$. As in the case of $\theta = 0$ (see the curves corresponding to $T_0 = 208$ MeV in Fig. 1), for both values of θ the deconfinement and chiral restoration transitions occur at the same temperature, given by the peaks of the susceptibilities or the positions of the discontinuities. Although one might argue that there is a certain tendency of the chiral susceptibility to decay more slowly or even, in the case of $\theta = \pi/3$, to display a very broad peak on the high temperature side, one can hardly conclude that both transitions apart from each other more than about 20 MeV, even for $\theta = \pi/3$. The situation is quite similar for parameter set B (which also includes WFR), whereas for set A one gets just first order transitions for all values of θ in the range of temperatures considered. The dependence of the critical temperature T_c as a function of θ is shown in Fig. 4 for our three parameter sets. For comparison, we also show the corresponding lattice results given in Ref. [28], which include an error of about 10% due to the

uncertainty in the lattice determination of $T_c(\theta = 0)$. As already mentioned, while for set A both the deconfinement and chiral restoration transitions are always first order, in the case of sets B and C there is a critical value $\theta \sim 0.7 \times \pi/3$ below which the transitions become crossover-like. Thus, we find that for all three parameterizations the corresponding transition lines are first order when they meet the RW endpoint. This implies that the RW endpoint is a triple point, the RW transition being also first order there. The character of the RW transition at the RW endpoint is clearly seen in Fig. 5, where we plot the behavior of the phase of the extended Polyakov loop Ψ at $\theta = \pi/3$ as a function of T (the figure corresponds to set C). The extended Polyakov loop, defined by $\Psi = \exp(i\theta)\Phi$, is by construction invariant under the transformations in Eq. (12), and its phase ψ can be taken as order parameter of the RW transition [40].

In summary, we have considered the impact of the feedback of the dynamical quarks on the parameter T_0 appearing in the Polyakov potential, as proposed in Refs. [23]. This has been done here in the context of non-local PNJL models, considering three different types of non-local form factors. We have studied the deconfinement and chiral restoration transitions, determining the corresponding critical temperatures and the character of the transitions. The results are found to be in agreement with those obtained in lattice QCD, showing a natural entanglement between both critical temperatures for zero and imaginary chemical potential. We have also analyzed the Roberge Weiss transition, which is found to be first order at the RW endpoint for all three parameter sets.

This work has been partially supported by CONICET (Argentina) under grants # PIP 00682 and PIP 02495, and by ANPCyT (Argentina) under grant # PICT07 03-00818.

-
- [1] See e.g.: D. H. Rischke, Prog. Part. Nucl. Phys. **52** (2004) 197; P. Jacobs and X. N. Wang, Prog. Part. Nucl. Phys. **54** (2005) 443; K. Fukushima and T. Hatsuda, arXiv:1005.4814 [hep-ph].
 - [2] C. R. Allton *et al.*, Phys. Rev. D **68** (2003) 014507; Phys. Rev. D **71** (2005) 054508.
 - [3] Z. Fodor and S. D. Katz, JHEP **0404** (2004) 050; Y. Aoki, Z. Fodor, S. D. Katz and K. K. Szabo, JHEP **0601** (2006) 089.
 - [4] F. Karsch and E. Laermann, in *Quark Gluon Plasma III*, edited by R.C. Hwa and X. N. Wang (World Scientific, Singapore, 2004), arXiv:hep-lat/0305025.
 - [5] P. N. Meisinger and M. C. Ogilvie, Phys. Lett. B **379** (1996) 163 .
 - [6] K. Fukushima, Phys. Lett. B **591** (2004) 277.
 - [7] E. Megias, E. Ruiz Arriola and L. L. Salcedo, Phys. Rev. D **74** (2006) 065005.
 - [8] C. Ratti, M. A. Thaler and W. Weise, Phys. Rev. D **73** (2006) 014019.
 - [9] S. Roessner, C. Ratti and W. Weise, Phys. Rev. D **75** (2007) 034007.

- [10] S. Mukherjee, M. G. Mustafa and R. Ray, Phys. Rev. D **75** (2007) 094015.
- [11] C. Sasaki, B. Friman and K. Redlich, Phys. Rev. D **75** (2007) 074013.
- [12] U. Vogl and W. Weise, Prog. Part. Nucl. Phys. **27** (1991) 195; S. Klevansky, Rev. Mod. Phys. **64** (1992) 649; T. Hatsuda and T. Kunihiro, Phys. Rep. **247** (1994) 221; M. Buballa, Phys. Rept. **407** (2005) 205.
- [13] D. Blaschke, M. Buballa, A. E. Radzhabov and M. K. Volkov, Yad. Fiz. **71** (2008) 2012 [Phys. Atom. Nucl. **71** (2008) 1981].
- [14] G. A. Contrera, D. Gomez Dumm and N. N. Scoccola, Phys. Lett. B **661** (2008) 113; G. A. Contrera, D. Gomez Dumm and N. N. Scoccola, Phys. Rev. D **81** (2010) 054005.
- [15] T. Hell, S. Roessner, M. Cristoforetti and W. Weise, Phys. Rev. D **79** (2009) 014022 ; Phys. Rev. D **81** (2010) 074034; T. Hell, K. Kashiwa, W. Weise, [arXiv:1104.0572 [hep-ph]]; K. Kashiwa, [arXiv:1104.5167 [hep-ph]].
- [16] S. Noguera, N. N. Scoccola, Phys. Rev. D **78** (2008) 114002.
- [17] R. D. Bowler and M. C. Birse, Nucl. Phys. A **582** (1995) 655; R. S. Plant and M. C. Birse, Nucl. Phys. A **628** (1998) 607.
- [18] W. Broniowski, B. Golli and G. Ripka, Nucl. Phys. **A703** (2002) 667; A. H. Rezaeian, N. R. Walet and M. C. Birse, Phys. Rev. C **70** (2004) 065203.
- [19] A. Scarpettini, D. Gomez Dumm and N. N. Scoccola, Phys. Rev. D **69** (2004) 114018.
- [20] D. Gomez Dumm, A. G. Grunfeld and N. N. Scoccola, Phys. Rev. D **74** (2006) 054026.
- [21] K. -I. Kondo, Phys. Rev. **D82** (2010) 065024; K. -I. Kondo, [arXiv:1103.3829 [hep-th]].
- [22] D. Horvatic, D. Blaschke, D. Klabucar, O. Kaczmarek, [arXiv:1012.2113 [hep-ph]].
- [23] B. -J. Schaefer, J. M. Pawlowski, J. Wambach, Phys. Rev. **D76** (2007) 074023; B. -J. Schaefer, M. Wagner, J. Wambach, Phys. Rev. **D81** (2010) 074013; T. K. Herbst, J. M. Pawlowski and B. J. Schaefer, Phys. Lett. B **696** (2011) 58.
- [24] Y. Sakai, K. Kashiwa, H. Kouno, M. Matsuzaki and M. Yahiro, Phys. Rev. **D79** (2009) 096001.
- [25] Y. Sakai, T. Sasaki, H. Kouno, M. Yahiro, Phys. Rev. **D82** (2010) 076003.
- [26] M. D'Elia, M. -P. Lombardo, Phys. Rev. **D67** (2003) 014505.
- [27] P. de Forcrand, O. Philipsen, Nucl. Phys. **B642** (2002) 290.
- [28] L. -K. Wu, X. -Q. Luo, H. -S. Chen, Phys. Rev. **D76** (2007) 034505.
- [29] J. Braun, L. M. Haas, F. Marhauser, J. M. Pawlowski, Phys. Rev. Lett. **106** (2011) 022002.
- [30] A. Roberge, N. Weiss, Nucl. Phys. **B275** (1986) 734.
- [31] G. A. Contrera, M. Orsaria, N. N. Scoccola, Phys. Rev. **D82** (2010) 054026.
- [32] D. Gomez Dumm and N. N. Scoccola, Phys. Rev. C **72** (2005) 014909.
- [33] F. Karsch, E. Laermann, Phys. Rev. **D50** (1994) 6954.
- [34] C. W. Bernard *et al.*, Phys. Rev. Lett. **78** (1997) 598.
- [35] Y. Iwasaki, K. Kanaya, S. Kaya, T. Yoshie, Phys. Rev. Lett. **78** (1997) 179.
- [36] S. Aoki *et al.* [JLQCD Collaboration], Phys. Rev. **D57** (1998) 3910.

- [37] A. Ali Khan *et al.* [CP-PACS Collaboration], Phys. Rev. **D63** (2001) 034502.
- [38] M. D’Elia, A. Di Giacomo, C. Pica, Phys. Rev. **D72** (2005) 114510.
- [39] C. Bonati, G. Cossu, M. D’Elia, A. Di Giacomo, C. Pica, PoS **LATTICE2008** (2008) 204.
- [40] Y. Sakai, K. Kashiwa, H. Kouno, M. Yahiro, Phys. Rev. **D77** (2008) 051901; Phys. Rev. **D78** (2008) 036001.
- [41] M. D’Elia, F. Sanfilippo, Phys. Rev. **D80** (2009) 111501.
- [42] P. de Forcrand, O. Philipsen, Phys. Rev. Lett. **105** (2010) 152001.
- [43] C. Bonati, G. Cossu, M. D’Elia, F. Sanfilippo, [arXiv:1011.4515 [hep-lat]].

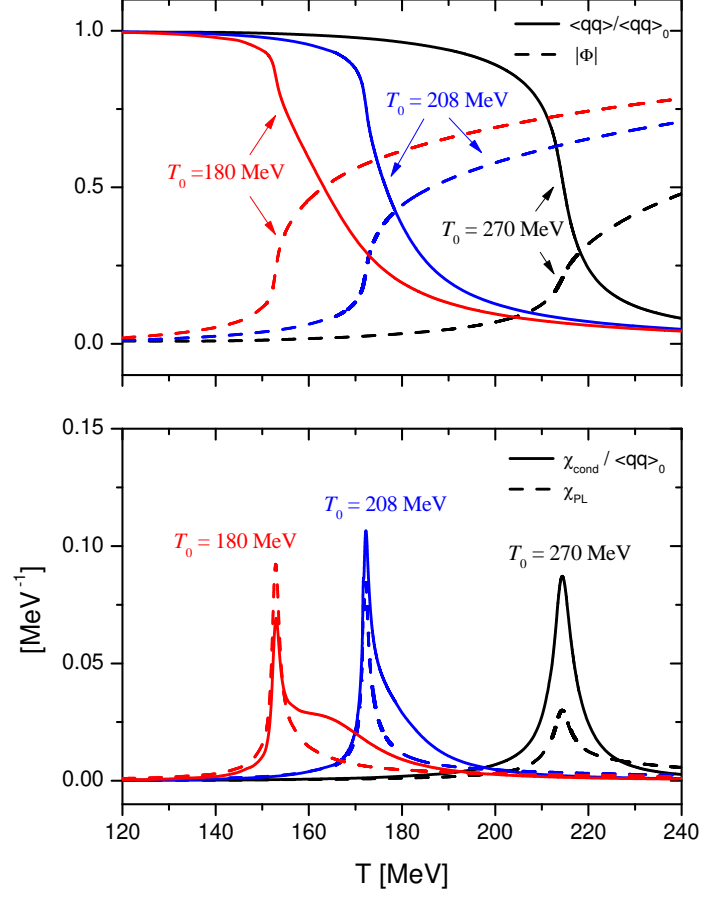


FIG. 1: Order parameters for the deconfinement and chiral restoration transitions (upper panel) and corresponding susceptibilities (lower panel) as functions of T for three characteristic values of T_0 , namely $T_0 = 270, 208$ and 180 MeV. Curves correspond to Set C.

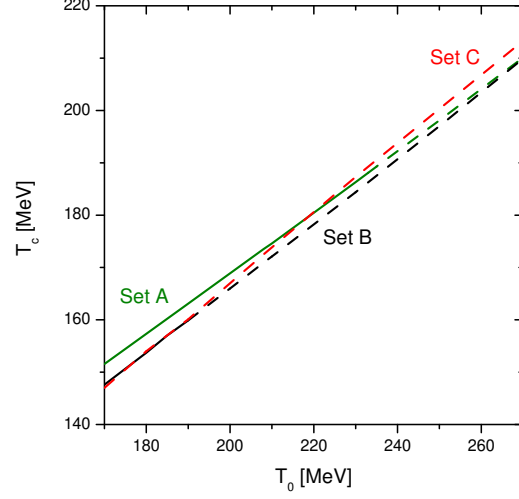


FIG. 2: Critical temperature as a function of T_0 for our parameter sets A, B and C. Solid and dashed lines stand for first order and crossover-like transitions, respectively. Note that below $T_0 \sim 190$ MeV the curves for sets B and C almost overlap. However, while for set B the transition in that region is first order (solid line), for set C it is crossover-like (dashed line).

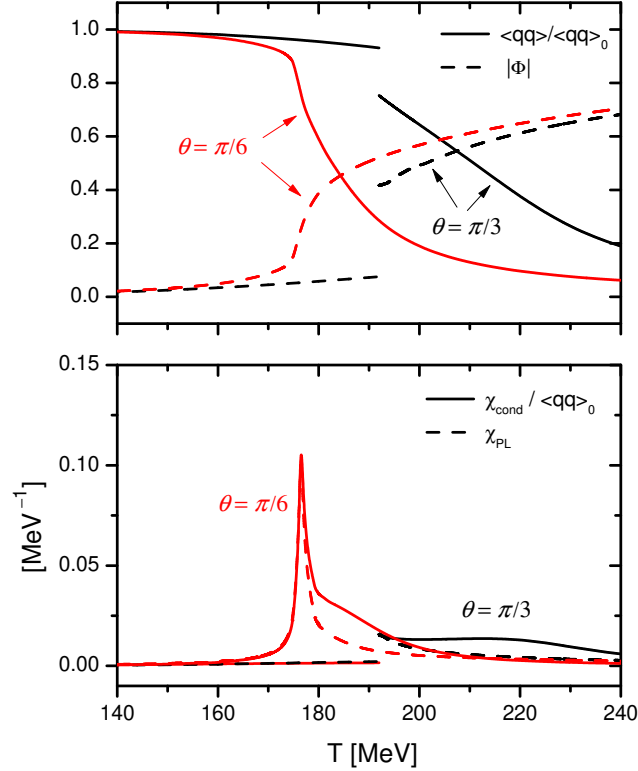


FIG. 3: Order parameters for the deconfinement and chiral restoration transitions (upper panel) and corresponding susceptibilities (lower panel) as functions of T for $\theta = \pi/6$ and $\theta = \pi/3$. Curves correspond to Set C.

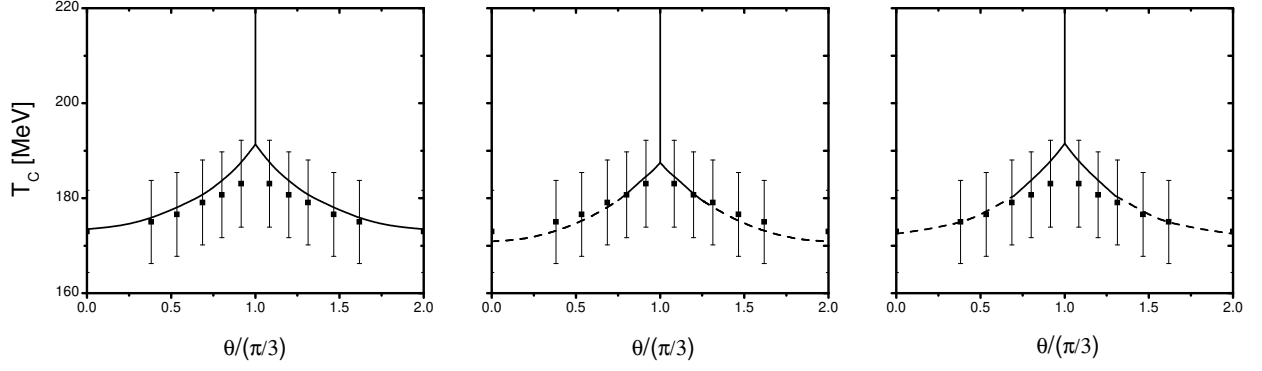


FIG. 4: Critical temperature as a function of θ for parameter sets A (left), B (center) and C (right). Solid and dashed lines stand for first order and crossover-like transitions, respectively. Dots correspond to lattice QCD results. Vertical solid lines correspond to the first order RW transition.

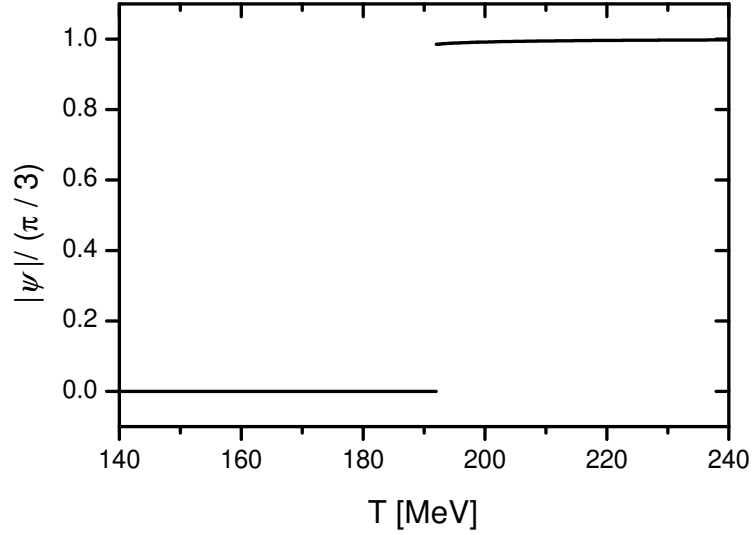


FIG. 5: Phase of the extended Polyakov loop $\Psi = \exp(i\theta)\Phi$ as a function of T for $\theta = \pi/3$. Curves correspond to set C.