

# Pauli blocking and entanglement solve $K\pi$ puzzle CP violation in $B^0 \rightarrow K\pi$ ; not in $B^\pm \rightarrow K\pi$ decays

Harry J. Lipkin<sup>b,c\*</sup>

<sup>b</sup> *School of Physics and Astronomy  
Raymond and Beverly Sackler Faculty of Exact Sciences  
Tel Aviv University, Tel Aviv, Israel*

<sup>c</sup> *Department of Particle Physics  
Weizmann Institute of Science, Rehovot 76100, Israel  
and  
High Energy Physics Division, Argonne National Laboratory  
Argonne, IL 60439-4815, USA*

## Abstract

New data analysis with Pauli blocking and entanglement explains CP violation in  $B^0 \rightarrow K\pi$  decays, absence in  $B^\pm \rightarrow K\pi$  decays and predicts unexpected contrast between pure  $I=1/2$  in individual  $B^\pm$  and  $B^0$  final states and  $I=1/2$  violation in relations between them.

$$B(B^0 \rightarrow K^+\pi^-) - 2B(B^0 \rightarrow K^0\pi^0) = (0.6 \pm 1.3) \cdot 10^{-6} \approx 0$$

$$2B(B^+ \rightarrow K^+\pi^0) - B(B^+ \rightarrow K^0\pi^+) = (2.7 \pm 1.6) \cdot 10^{-6} \approx 0$$

$$\frac{\pi^0}{\tau^+} \cdot 2B(B^+ \rightarrow K^+\pi^0) - B(B^0 \rightarrow K^+\pi^-) = (4.7 \pm 0.82) \cdot 10^{-6} \neq 0$$

Analysis of  $B \rightarrow K\pi$  data predicts above observed isospin relations and explains dependence on spectator quark flavor.  $B^+ \rightarrow K\pi$  tree diagram  $\bar{b}u \rightarrow \bar{s}u\bar{u}u$  has two identical  $u$  quarks from weak vertex and spectator. The Pauli principle requires these quarks at short distances to have wave functions antisymmetric in color or spin. The eigenvalues of conserved symmetries remain entangled in a final state of two separated mesons. This Pauli entanglement suppresses tree-penguin interference and CP violation in  $B^+$  decay but not in  $B^0$  decay with spectator  $d$  quark. The four-body wave function must have two antiquarks with the same symmetry combining with two  $u$ -quarks to fragment into a two-pseudoscalar-meson state even under charge conjugation with angular momentum zero. It is classified in the 27-dimensional representation of flavor  $SU(3)$  with isospin  $I=2$  for the  $\pi\pi$  state and  $V$  spin  $V=2$  for the corresponding strange state which is linear combination of  $K\pi$  and  $K\eta_8$ . These symmetries remain entangled in four-body wave function even after separation into two mesons. Strong Pauli suppression in tree transitions to  $K\pi$  which has only a small  $V=2$  component and is mainly  $V=1$ . No Pauli suppression in transitions to  $I=2$   $\pi\pi$  state with also two  $u$  quarks but different color-spin couplings. Standard definition of independent color favored and suppressed tree diagrams in  $B^\pm \rightarrow K\pi$  decays neglects  $uu$  Pauli entanglement.

---

\*e-mail: ftlipkin@weizmann.ac.il

## I. INTRODUCTION - THE THREE $K - \pi$ PUZZLES

### A. Puzzle # 1. Direct CP Violation observed in $B^0 \rightarrow K\pi$ ; not in $B^\pm \rightarrow K\pi$ decays

A general theorem from CPT invariance shows [1] that direct CP violation can occur only via the interference between two amplitudes which have different weak phases and different strong phases. This holds also for all contributions from new physics beyond the standard model which conserve CPT.

Direct CP violation has been experimentally observed [2,3] in  $B_d \rightarrow K^+\pi^-$  decays.

$$A_{CP}(B_d \rightarrow K^+\pi^-) = -0.098 \pm 0.013 \quad (1.1)$$

The experimental observation (1.1) and the knowledge that the penguin amplitude is dominant for the decay [4] require that the decay amplitude must contain at least one additional amplitude with both weak and strong phases different from those of the penguin.

The CP violation (1.1) has been attributed to the interference between the large contribution from the dominant penguin diagram and smaller contributions from tree diagrams. The failure to observe CP violation in charged decays [4] has been considered a puzzle [9,10] because changing the flavor of a spectator quark which does not participate in the weak decay vertex is not expected to make a difference.

$$\begin{aligned} A_{CP}(B^+ \rightarrow K_S^0\pi^+) &= 0.009 \pm 0.029 \\ A_{CP}(B^+ \rightarrow K^+\pi^0) &= 0.051 \pm 0.025 \end{aligned} \quad (1.2)$$

### B. Puzzle # 2. Experimental relations not predicted by standard treatments

New experimental results show that the individual branching ratios for  $B^0$  and  $B^+$  decays agree with the pure  $I = 1/2$  amplitude predicted by a penguin diagram.

$$\begin{aligned} B(B^0 \rightarrow K^+\pi^-) - 2B(B^0 \rightarrow K^0\pi^0) &= (19.4 \pm 0.6) - 2 \cdot (9.4 \pm 0.6) = 0.6 \pm 1.3 \approx 0 \\ 2B(B^+ \rightarrow K^+\pi^0) - B(B^+ \rightarrow K^0\pi^+) &= (25.8 \pm 1.2) - (23.1 \pm 1.0) = 2.7 \pm 1.6 \approx 0 \end{aligned} \quad (1.3)$$

where  $B$  denotes the branching ratio in units of  $10^{-6}$ .

However, the isospin relation between  $B^+$  and  $B^0$  decays predicted by the penguin diagram is in strong disagreement with experiment.

$$\frac{\tau^0}{\tau^+} \cdot 2B(B^+ \rightarrow K^+\pi^0) - B(B^0 \rightarrow K^+\pi^-) = 4.7 \pm 0.82 \neq 0 \quad (1.4)$$

where  $\tau^0/\tau^+$  denotes the ratio of the  $B^0$  and  $B^+$  lifetimes and we have used the experimental values

$$B(B^o \rightarrow K^+\pi^-) = 19.4 \pm 0.6$$

$$\frac{\tau^o}{\tau^+} \cdot B(B^+ \rightarrow K^o\pi^+) = \frac{(23.1 \pm 1.0)}{1.07} = 21.6 \pm 0.93 \quad (1.5)$$

$$\frac{\tau^o}{\tau^+} \cdot 2B(B^+ \rightarrow K^+\pi^o) = \frac{2 \cdot (12.9 \pm 0.6)}{1.07} = 24.1 \pm 0.56$$

$$B(B^o \rightarrow K^o\pi^o) = (9.4 \pm 0.6)$$

The relation (1.4) shows that the  $B \rightarrow K\pi$  transition is not a pure penguin. The relation (1.3) shows that the  $I = 1/2$  prediction by a pure penguin diagram holds for the individual charged and neutral decays and is violated only in the ratio of the branching ratios for charged and neutral decays.

The significant difference between the experimental values of expressions (1.3) and (1.4) is not expected in the conventional analyzes. The two relating branching ratios for individual charged and neutral decays still vanish here while one relating charged and neutral case is finite. This indicates a surprising cancelation and motivates a search for a theoretical explanation.

### C. Puzzle # 3. Tree Diagrams for $B^+ \rightarrow K\pi$ and $B^+ \rightarrow \pi\pi$ not related

Tree diagrams for both  $B^+ \rightarrow K\pi$  and  $B^+ \rightarrow \pi\pi$  decays have two identical  $u$  quarks in final state. The tree diagram is Pauli blocked in  $B^+ \rightarrow K\pi$ ; experimentally not blocked in  $B^+ \rightarrow \pi\pi$

### D. The Sum and Difference Rules

The standard treatment [5–8] assumes that four  $B \rightarrow K\pi$  branching ratios are determined by three parameters, the dominant penguin diagram  $P$  and two interference terms  $P \cdot T$  and  $P \cdot S$  between the dominant penguin diagram shown in Fig. 1 and the color-favored and color suppressed tree diagrams shown in Figs. 2 and 3. This treatment assumes the two tree contributions are independent and neglects Pauli blocking. It also assumes that the two tree amplitudes are sufficiently small to be treated in first order. Second order terms  $T \cdot T$ ,  $S \cdot T$  and  $S \cdot S$  are assumed to be negligible. These assumptions lead to a sum rule.

$$R_L \equiv 2 \frac{\Gamma(B^+ \rightarrow K^+\pi^o) + \Gamma(B^o \rightarrow K^o\pi^o)}{\Gamma(B^+ \rightarrow K^o\pi^+) + \Gamma(B^o \rightarrow K^+\pi^-)} \approx 1 \quad (1.6)$$

The agreement [4] with experiment [2,3] confirms these assumptions [5–8].

We now investigate what is observable in the experimental data, how to separate the signal from the noise, how to find the tree amplitude needed for tree-penguin interference. We first examine what can be learned from new experimental data. The sum rule (1.6) has been rearranged [8] to obtain a “difference rule”

$$\frac{\tau^o}{\tau^+} \cdot [2B(B^+ \rightarrow K^+\pi^o) - B(B^+ \rightarrow K^o\pi^+)] \approx B(B^o \rightarrow K^+\pi^-) - 2B(B^o \rightarrow K^o\pi^o) \quad (1.7)$$

where the result was expressed in terms of branching ratios, denote by  $B()$ . This relation (1.7) states that the  $I = 3/2$  contributions to charged and neutral decays are equal.

## II. IMPLICATIONS OF SYSTEMATICS IN THE NEW DATA

### A. Summary of data requiring explanation

1. CP violation in neutral B decays implies tree-penguin interference
2. Absence in charged B decays implies reduced tree-penguin interference
3. Penguin independent of spectator flavor; same in charged and neutral decays
4. Tree contribution depends on spectator flavor
  - In charged B decays tree vertex and spectator both produce  $u$  quark.
  - In neutral B decays tree vertex and spectator produce different quark flavors;
  - Possible Pauli suppression in charged B decays; No possibility In neutral B decays
5. Tree in individual charged and nuclear decays both produce  $I=1/2$  final state
6.  $B^\pm \rightarrow \pi^+\pi^0$  tree and spectator both produce  $u$  quark. No observed Pauli suppression

Some of these puzzles can be resolved for  $B \rightarrow K\pi$  decays by extreme Pauli suppression; i.e. kill all amplitudes leading to final states containing two quarks of the same flavor. But puzzle for  $B^\pm \rightarrow \pi^+\pi^0$  decays is sharpened.

1. No tree contribution to charged B decays; no CP violation
2. Diquark produced in neutral decays must be  $ud$ ; no  $uu$  diquark allowed
3.  $ud$  diquark produced in neutral decays has  $I=0$ ; final state has  $I=1/2$
4. Creates puzzle In  $B^\pm \rightarrow \pi^+\pi^0$  where  $uu$  diquark needed for observed tree contribution

In the remainder of this paper we first show how all puzzles are resolved by a proper treatment of the Pauli principle, neglected in previous treatments [9,10] including the spin and color degrees of freedom. We then show how the Pauli antisymmetry relates the two tree amplitudes called color favored and color suppressed, which have been considered independent [9,10]. Finally we show how a flavor-topology analysis generalizes this approach to include final state interactions.

### B. SU(3) breaking prevents using parameters from $B \rightarrow \pi\pi$ decays for $B \rightarrow K\pi$

Standard treatments [9,10] of charmless B decays have used data from  $B \rightarrow \pi\pi$  decays together with SU(3) flavor symmetry to obtain parameters for analysis of  $B \rightarrow K\pi$ . At that time precise  $B \rightarrow K\pi$  data were not yet available. New more precise data revealed contradictions with this approach [11]. The source of these contradictions can be seen as due to SU(3) breaking.

A final  $\pi^0\pi^+$  state  $|f; \pi^0\pi^+\rangle$  is a pure  $I = 2$  state in a pure SU(3) 27-dimensional representation of flavor SU(3).

In the symmetry limit the strange analog of the  $\pi^0\pi^+$  state in a pure SU(3) 27 is  $K^+V_{10}$  state where  $V_{10}$  denotes the  $V$  spin analog of the  $\pi^0$  with  $V = 1, V_z = 0$ . This state is badly broken by SU(3) symmetry breaking into  $K^+\pi^0$ ,  $K^+\eta$  and  $K^+\eta'$ . The  $K^+\pi^0$  state has only (1/4) of the SU(3) 27 related to the  $B \rightarrow \pi\pi$  decay. The remaining (3/4) is classified in other representations of SU(3) which are not related to the  $B \rightarrow \pi\pi$  decay. Thus there is no possibility for using SU(3) with  $B \rightarrow \pi\pi$  decay to obtain parameters for analysis of  $B \rightarrow K\pi$ .

### C. An approximate quantitative treatment of Pauli effects in $B \rightarrow K\pi$ decays.

The tree diagram for the transition from an initial  $B$  meson state consisting of a  $\bar{b}$  antiquark and a nonstrange spectator quark to a strange charmless two-meson final state is written

$$\begin{aligned} |B_d\rangle &= \bar{b}d \rightarrow \bar{s} \cdot [u\bar{u}] d \\ |B_u\rangle &= \bar{b}u \rightarrow \bar{s} \cdot [\kappa \cdot u\bar{u}] u \end{aligned} \tag{2.1}$$

where the parameter  $\kappa$  is a Pauli factor expressing the probability that the two  $u$  quarks are not Pauli blocked because they are not in the same color-spin state.

We first consider the approximation  $\kappa \approx 0$  where a  $u$  quark produced by a weak interaction cannot enter the same state as a  $u$  spectator quark. The states with  $\kappa = 0$  have no quark pairs of the same flavor. We call these Pauli-favored states.

When  $\kappa = 0$  the tree diagram is finite for neutral decays but vanishes in charged decays. This solves Puzzle #1 by suppressing the tree contribution and CP violation in charged B decay while allowing the tree contribution in neutral decays. This suppression is lost in conventional treatments which consider color-favored and color-suppressed tree amplitudes as independent without considering Pauli suppression.

The tree amplitude produces a  $u\bar{u}$  pair in the  $b$  decay vertex. This amplitude is Pauli suppressed in charged  $B$  decays where the spectator quark is also a  $u$  quark. Thus in the  $\kappa = 0$  approximation tree-penguin interference which might produce CP violation is present in neutral decays and absent in charged decays. This can explain how CP violation can be drastically changed by changing the spectator quark and the otherwise mysterious result (1.2). We now go beyond the  $\kappa = 0$  approximation and consider a full color-spin analysis.

### III. ANALYSIS WITH PAULI ENTANGLEMENT AND COLOR-SPIN

#### A. Detailed symmetry and Pauli analysis

The puzzles can hopefully be resolved by a complete QCD calculation which is not yet feasible. We look for symmetry methods which can give results without such QCD calculations. We first consider the symmetries of the four-body  $qq\bar{q}\bar{q}$  state a very short time after the decay when they are still in a very small region of configuration space. We assume that for all subsequent times angular momentum, isospin, flavor SU(3), color SU(3) gauge theory and charge conjugation invariance are preserved. The symmetry quantum numbers of the state at short times are assumed to be preserved at longer times with entanglement if necessary. There is no need to consider the difference between the spatial wave functions of the spectator  $b$  quark and the recoiling light meson. Their symmetries are entangled even at large distances.

The dependence on spectator flavor arises from the Pauli blocking by the spectator quark of a quark of the same flavor participating in the weak vertex. The  $u$ -quark produced by a tree diagram is Pauli blocked by the spectator  $u$  quark in  $B^+$  decay but is not affected by the spectator  $d$  quark in neutral decays. This difference in Pauli blocking suppresses the tree contribution and CP violation in charged  $B$  decays but allows tree-penguin interference and enables CP violation to be observed in neutral decays.

For a quantitative treatment of Pauli blocking we first note that the tree diagram for the decay of a  $\bar{b}$  antiquark to a charmless final state is described by the vertex

$$\bar{b} \rightarrow \bar{q}u\bar{u} \quad (3.1)$$

where  $\bar{q}$  denotes a  $\bar{d}$  antiquark for  $\pi\pi$  decays or a  $\bar{s}$  antiquark for  $K\pi$  decays.

Symmetry restrictions from the Pauli principle arise when a nonstrange spectator quark has the same flavor as the  $u$  quark emitted from the weak vertex. This occurs in the tree diagram for  $B^+$  where the final state contains two  $u$  quarks.

$$B^+ = \bar{b}u \rightarrow \bar{q}u\bar{u}u \quad (3.2)$$

In  $B$  decays to two pseudoscalar mesons a spin-zero state decays into two spin-zero particles with zero internal orbital angular momentum. To conserve angular momentum the final state must have no orbital angular momentum. A flavor-symmetric  $uu$  state in a spatially symmetric S-wave is required by the Pauli principle to be antisymmetric in color or spin. The antiquark pair in (3.1) must also be antisymmetric in either color or spin. Although no Pauli principle forbids a symmetric color - spin state such states cannot combine with the  $uu$  pair to make the spin-zero color singlet final state  $\pi\pi$  or  $K\pi$ . The fragmentation of a  $uu\bar{u}\bar{q}$  state into a  $\pi^+\pi^0$  or  $K^+\pi^0$  is a strong interaction which conserves flavor SU(3) and charge conjugation.

Both the  $uu$  diquark and the  $\bar{u}\bar{q}$  antidiquark are thus antisymmetric in color or spin. The generalized Pauli principle requires each to be symmetric in flavor SU(3) and its SU(2) subgroup isospin for  $\pi\pi$  decays or V-spin for  $K\pi$  decays. Each is therefore respectively in the symmetric isospin state with  $I = 1$  or in the symmetric V-spin state with  $V = 1$ .

The pion isotriplet has isospin one and odd G parity. The isoscalar pseudoscalar mesons  $\eta$  and  $\eta'$  have isospin zero and even G parity. A nonstrange final state must be even

under charge conjugation and have even  $G$  parity to decay into two pions in an orbital  $S$  wave. Dothan [12] generalized the idea of  $G$  parity from  $SU(2)$  to  $SU(3)$ . We call the generalization of  $G$  parity to  $SU(3)$  and  $SU(n)$  “Dothan parity”. For  $SU(3)$  Dothan parity defines the relative phases of the charge conjugate states in the same  $SU(3)$  octet and defines the eigenvalue under charge conjugation of its  $C$ -eigenstate members. We denote the the  $V$ -spin (us) analog of  $G$  parity by  $G_V$ . The  $K^+$  and the three members of the  $V$  spin triplet have  $V$  spin 1 and odd  $G_V$  parity. The  $V$ -spin scalar and vector pseudoscalar mesons are linear combinations of  $\pi^0$ ,  $\eta$  and  $\eta'$  with  $V$ -spin zero, even  $G_V$  parity and with  $V$ -spin one, odd  $G_V$  parity. The  $\pi^0$  is  $(3/4)$   $V$ -spin zero, even  $G_V$  parity and  $(1/4)$  with  $V$ -spin one, odd  $G_V$  parity.

To produce a final state with even  $G$  parity the  $(I = 1, I_z = +1)$  diquark and the  $(I = 1, I_z = 0)$  antidiquark must be coupled symmetrically to  $(I = 2, I_z = +1)$ . Similarly the  $(V = 1, V_z = +1)$  diquark and the  $(V = 1, V_z = 0)$  antidiquark must be coupled symmetrically to  $(V = 2, V_z = +1)$  to produce a final state with even  $G_V$  parity. These states are in the 27-dimensional representation of flavor  $SU(3)$ .

The final states in the 27 are produced from a  $u$  quark pair in a color-spin state which satisfies the Pauli Principle. Final states of two pseudoscalar mesons in other representations of  $SU(3)_{\text{flavor}}$  are Pauli suppressed.

A final  $\pi^0\pi^+$  state  $|f; \pi^0\pi^+\rangle$  is a pure  $I = 2$  state in a pure  $SU(3)$  27. Thus the tree diagram for the nonstrange transition  $(B^+ \rightarrow \pi^+ + \pi^0)$  is not Pauli suppressed.

A final  $K^0\pi^+$  state  $|f; \pi^0 K^+\rangle$  has no  $V = 2$  component, since both the  $K^0$  and  $\pi^+$  have  $V=1/2$ . Thus the tree diagram for the  $K^0\pi^+$  decay must vanish and this decay is pure penguin.

The final  $K^+\pi^0$  state contains a  $\pi^0$  which is a linear combination of  $V = 0$  and  $V = 1$  states with probability of  $1/4$  for  $V = 1$ . The component with  $V = 0$  cannot combine with a  $V = 1$   $K^+$  to make  $V = 2$ . The  $V = 1$  component can combine with a  $V = 1$  to make  $V = 2$  with a probability of  $1/2$ . Thus the probability that the final  $K^+\pi^0$  state has a  $V = 2$  component is  $1/8$ . Thus we see that Pauli blocking suppresses the tree diagram for the  $(B^+ \rightarrow K^+\pi^0)$  transition by a factor 8.

Present data are consistent with complete suppression but evidence for a partial suppression is still down in the noise.

The  $ud\bar{u}\bar{s}$  state created in the tree diagram for  $B_d$  decay has no such restrictions. It can be in a flavor  $SU(3)$  octet as well as a 27. Its “diquark-antidiquark” configuration includes the flavor- $SU(3)$  octet constructed from the spin-zero color-antitriplet flavor-antitriplet “good” diquark found in the  $\Lambda$  baryon and its conjugate “good” antidiquark. These “good diquarks” do not exist in the corresponding  $uu\bar{u}\bar{s}$  configuration.

We again see that the Pauli effects produce a drastic dependence on spectator quark flavor in the tree diagrams for  $B \rightarrow K\pi$  decays. Tree-penguin interference can explain both the presence of  $CP$  violation in neutral decays and its absence charged decays.

We now note that the  $ud$  pair in the final states must be isoscalar by the generalized Pauli principle. The final states must then be pure isospin eigenstates with  $I = 1/2$  and confirm the experimental result (1.3). In the standard treatments [9,10] the  $I = 3/2$  component is not suppressed in pure tree transitions

## IV. CONVENTIONAL ANALYSIS USING NEW DATA WITHOUT PAULI SUPPRESSION

We now investigate a detailed conventional analysis of new experimental data with no new theory. We later show how the experimentally observed cancelation between the results (1.3 and (1.4) can arise from the Pauli principle.

### A. Four independent measurements determined by three parameters

Four experimental branching ratios for  $B \rightarrow K\pi$  are available [2,3]. The conventional analysis expresses their four amplitudes in terms of three amplitudes [5–8].

1. The gluonic penguin diagram, denoted by  $P$  and shown in Fig. 1
2. The color-favored tree diagram, denoted by  $T$  and shown in Fig. 2
3. The color-suppressed tree diagram, denoted by  $S$  and shown in Fig. 3

$$\begin{aligned} A[K^o\pi^+] &= P; \quad A[K^+\pi^-] = T + P \\ A[K^o\pi^o] &= \frac{1}{\sqrt{2}}[S - P]; \quad A[K^+\pi^o] = \frac{1}{\sqrt{2}}[T + S + P] \end{aligned} \tag{4.1}$$

The standard treatment [5–8] neglects Pauli blocking and assumes that the two tree contributions are independent and are sufficiently small to enable the interference terms to taken only to first order,

$$\begin{aligned} |A[K^o\pi^+]|^2 &= |\vec{P}|^2; \quad |A[K^+\pi^-]|^2 \approx |\vec{P}|^2 + 2\vec{P} \cdot \vec{T} \\ 2 \cdot |A[K^o\pi^o]|^2 &\approx |\vec{P}|^2 - \vec{P} \cdot \vec{S}; \quad 2 \cdot |A[K^+\pi^o]|^2 \approx |\vec{P}|^2 + 2\vec{P} \cdot (\vec{T} + \vec{S}) \end{aligned} \tag{4.2}$$

where the approximate equalities hold to first order in the  $T$  and  $S$  amplitudes.

### B. Conventional analysis of the difference rule

Three different independent differences between these branching ratios can be defined which eliminate the penguin contribution. We choose the expressions (1.3) and (1.4) and express them in terms of the three parameters.

$$\begin{aligned} B(B^o \rightarrow K^+\pi^-) - 2B(B^o \rightarrow K^o\pi^o) &= \vec{P} \cdot \vec{T} - \vec{P} \cdot \vec{S} = 0.6 \pm 1.3 \approx 0 \\ 2B(B^+ \rightarrow K^+\pi^o) - B(B^+ \rightarrow K^o\pi^+) &= 2\vec{P} \cdot (\vec{T} + \vec{S}) = 2.7 \pm 1.6 \approx 0 \\ \frac{\tau^o}{\tau^+} \cdot 2B(B^+ \rightarrow K^+\pi^o) - B(B^o \rightarrow K^+\pi^-) &= \frac{\tau^o}{\tau^+} \cdot 2\vec{P} \cdot (\vec{T} + \vec{S}) - 2\vec{P} \cdot \vec{T} = 4.7 \pm 0.82 \neq 0 \end{aligned} \tag{4.3}$$

The relation (1.7) states that the  $I = 3/2$  contributions to charged and neutral decays are equal. Combining this result (1.7) with the approximate experimental result (??) shows that in this approximation the  $I = 3/2$  contributions to both charged and neutral decays vanish.



Combining the equations (4.3) gives the relation:

$$\frac{\vec{P} \cdot (\vec{T} + \vec{S})}{\vec{P} \cdot (\vec{T} - \vec{S})} = \frac{2B(B^0 \rightarrow K^0 \pi^0) - B(B^0 \rightarrow K^+ \pi^-)}{[\tau^0/\tau^+] \cdot [B(B^+ \rightarrow K^0 \pi^+) + 2B(B^+ \rightarrow K^+ \pi^0)] - 2B(B^0 \rightarrow K^+ \pi^-)} = 0.09 \pm 0.1 \quad (4.4)$$

The new precise data show that the interference term between the dominant penguin amplitude and the color-suppressed tree amplitude  $\vec{P} \cdot \vec{S}$  is definitely finite and well above the experimental errors. The sum rule is still satisfied within two standard deviations and is now nontrivial. But the interference term  $\vec{P} \cdot (\vec{T} + \vec{S})$  is now equal to zero well within the experimental errors (4.4). This confirms the Pauli symmetry prediction.

There is no new theory here. Choosing three independent differences in a way to minimize experimental errors shows significant signals well above the noise of experimental errors that still fit an overdetermination of the two parameters and lead to the result (4.4). The relations between charged and neutral decays show two finite tree-penguin interference contributions that can produce the observed direct CP violation in neutral B-decays. However the third difference between two neutral decays is consistent with the pure penguin prediction of zero well below the noise and below the other two contributions. The absence of tree-penguin contributions in this difference is completely unpredicted in the standard treatments.

The two transitions (2.1) which have a d-quark spectator are described respectively by the color-favored and color-suppressed tree diagrams shown respectively in figs. 2 and 3 in addition to the dominant common penguin diagram shown in fig. 1. This cancelation between the contributions of the two tree diagrams is surprising because the standard treatments assume that these two tree contributions are completely independent and are not expected to cancel.

### C. The surprising cancelation suggests Pauli effects $P \cdot (T + S) \approx 0$

The Pauli principle neglected in conventional treatments can produce the cancelation (4.4). The amplitudes  $T$  and  $S$  go into one another under the interchange of the two identical  $u$  quarks in  $A[K^+ \pi^0]$ . A full examination of Pauli effects requires antisymmetrization of the  $uu$  wave function including the color and spin correlations. As a first approximation we neglect color and spin. Then Pauli antisymmetry requires  $T$  and  $S$  amplitudes to be equal and opposite and explains the cancelation (4.4). Both  $B^+$  decays are then pure penguin decays to the  $I = 1/2$   $K\pi$  state. Experiment [3] shows agreement with this prediction to between one and two standard deviations.

Thus tree-penguin interference with normally ignored Pauli effects can explain the observed CP violation in charged B-decays and its absence in neutral decays.

This shows how a nontrivial change in the weak decay amplitude can arise from a change of the flavor of the spectator quark.

### D. Symmetry arguments supporting the vanishing of $\vec{P} \cdot (\vec{T} + \vec{S})$

In the  $un\bar{u}\bar{s}$  tree diagrams for charmless strange  $B$  decays, the  $\bar{b} \rightarrow u\bar{u}\bar{s}$  transition produces a four-quark state  $un\bar{u}\bar{s}$  where  $n$  denotes the nonstrange spectator quark.

The  $K^+\pi^-$  final state  $(u\bar{s})(n\bar{u})$  can be produced by a  $B^0$  tree diagram in which the spectator quark  $n$  is a  $d$  quark and combines with the  $\bar{u}$  in a color-favored transition shown in Fig. 2. The CP violation observed in this state indicates that it is produced by appreciable  $P \cdot T$  interference.

The  $K^+\pi^0$  final state  $(u\bar{s})(n\bar{u})$  or  $(n\bar{s})(u\bar{u})$  can be produced by a  $B^+$  tree diagram in which the spectator quark  $n$  is a  $u$  quark and combines with either the  $\bar{u}$  in a color-favored transition shown in Fig. 2 or the  $\bar{s}$  in a color-suppressed transition shown in Fig.3. The failure to observe CP violation in this state while CP violation is observed in the  $K^+\pi^-$  final state indicates that both  $P \cdot T$  and  $P \cdot S$  interference contributions are appreciable and their interference contributions have opposite phase and tend to cancel any CP violation.

The experimental data for these two transitions thus present predictions for the following two final states.

The  $K^0\pi^0$  final state  $(n\bar{s})(n\bar{u})$  can be produced by a  $B^0$  tree diagram in which the spectator quark  $n$  is a  $d$  quark and combines with the  $\bar{s}$  in a color-suppressed transition shown in Fig. 3. This transition is produced by  $P \cdot S$  interference which is expected to be similar to the  $P \cdot T$  interference contribution and produce a similar CP violation to that observed in the  $K^+\pi^-$  final state

The  $K^0\pi^+$  final state  $(d\bar{s})(u\bar{d})$  contains a  $\bar{d}$  antiquark and cannot be produced by a tree diagram leading to a  $un\bar{u}\bar{s}$  state. The prediction for the transition to this final state is that it has no tree contribution, no penguin-tree interference and no CP violation

## V. A FLAVOR TOPOLOGY ANALYSIS WHICH INCLUDES FINAL STATE INTERACTIONS

The unique flavor topology of the charmless strange quasi-two-body weak B decays enables the results (4.4) to be obtained in a more general analysis of these decays including almost all possible diagrams including final state interactions and complicated multiparticle intermediate states.

Consider diagrams for a charmless  $B(\bar{b}q_s)$  decay into one strange and one nonstrange meson, where  $q_s$  denotes either a  $u$  or  $d$ . The allowed final states must have the quark constituents  $\bar{s}n\bar{n}q_s$  where  $n$  denotes a  $u$  or  $d$  nonstrange quark. We consider the topologies of all possible diagrams in which a  $\bar{b}$  antiquark and a nonstrange quark enter a black box from which two final  $q\bar{q}$  pairs emerge. We follow the quark lines of the four final state particles through the diagram going backward and forward in time until they reach either the initial state or a vertex where they are created. There are only two possible quark-line topologies for these diagrams:

1. We call a generalized penguin diagram, shown in Fig. 1, the sum of all possible diagrams in which a  $\bar{q}q$  pair appearing in the final state is created by a gluon somewhere in the diagram. The quark lines for the remaining pair must go back to the weak vertex or the initial state. This diagram includes not only the normally called penguin diagram but all other diagrams in which the final pair is created by gluons somewhere in the diagram. This includes for example all diagrams normally called “tree diagrams” in which an outgoing  $u\bar{u}$  or  $c\bar{c}$  pair is annihilated into gluons in a final state interaction

and a new isoscalar  $\bar{q}q$  pair is created by the gluons. There are two topologies for penguin diagrams.

- A normal penguin diagram has a the spectator quark line continuing unbroken from the initial state to the final state. This penguin contribution is described by a single parameter, denoted by  $P$  which is independent of the spectator quark flavor and contributes equally to the  $\bar{s}u\bar{u}q_s$  and  $\bar{s}d\bar{d}q_s$  states.
  - A diagram which we call here an “anomalous penguin” has the spectator “u” quark in a  $B^+$  decay annihilated in a final state interaction against the  $\bar{u}$  antiquark produced in a tree diagram. This diagram also contributes equally to the  $\bar{s}u\bar{u}q_s$  and  $\bar{s}d\bar{d}q_s$  states. But this diagram denoted by  $P_u$  is present only in charged decays.
2. We call the “tree diagram” the sum of all possible diagrams in which all of the four quark lines leading to the final state go back to a initial  $\bar{s}u\bar{u}$  state created by the weak decay of the  $b$  quark and the  $q_s$  spectator whose line goes back to the initial state. There are two possible couplings of the pairs to create final two meson states from this diagram
- The  $\bar{s}u$  pair is coupled to make a strange meson; the  $\bar{u}q_s$  pair is coupled to make a nonstrange meson as shown in Fig.2. This is conventionally called the color-favored coupling. The contribution of this coupling is described by a single parameter, denoted by  $T$ .
  - The  $\bar{s}q_s$  pair is coupled to make a strange meson; the  $u\bar{u}$  is coupled to make a nonstrange meson as shown in Fig. 3. This is conventionally called the color-suppressed coupling. The contribution of this coupling is described by a single parameter, denoted by  $S$ .

All the results (4.4) obtained with the conventional definitions of  $P$ ,  $T$  and  $S$  are seen to hold here with the new definitions of  $P$ ,  $T$  and  $S$ . They now include contributions from all final state interactions which conserve isospin and do not change quark flavor. The one final state interaction not included is the  $P_u$  diagram occurring in  $B^+$  decays. The flavor topology of this diagram creates an additional  $I = 1/2$  state which is neglected in the derivation of the results (4.4). These results hold as long as the contribution of this  $P_u$  diagram by final state interactions to the observed final states is negligible.

The additional  $I = 1/2$  contribution does not affect the “difference rule” (1.7) which considers only the  $I = 3/2$  contributions.

In neutral  $B_d$  decays there is no  $P_u$  diagram. Thus the simple relations (4.4) between the  $P$ ,  $T$  and  $S$  amplitudes hold for neutral decays are not changed by isospin conserving final state interactions.

Further analysis of the contribution of this additional  $I = 1/2$  contribution is needed to include its modification of tree-penguin interference in obtaining definite values for CP violation in charged  $B$  decay.

The electromagnetic penguin diagram is also included in this flavor-topology formulation. The photon coupling to a  $q\bar{q}$  pair can be written

$$\gamma \rightarrow 2u\bar{u} - d\bar{d} - s\bar{s} = 3u\bar{u} - [u\bar{u} + d\bar{d} + s\bar{s}] \quad (5.1)$$

This coupling is included in the flavor-topology formulation as a linear combination of a tree coupling and a penguin coupling and contributes to the results (4.4). However there is now no simple relation between the  $P$ ,  $T$  and  $S$  amplitudes and CKM matrices.

## VI. COMPARISON WITH OTHER APPROACHES

Previous analyses [9,10] were performed at a time when experimental values for  $B \rightarrow K\pi$  branching ratios were not sufficiently precise to enable a significant test of the sum rule (??). Values of each of the three interference terms in (4.4) were statistically consistent with zero. The full analysis required the use of data from  $B \rightarrow \pi\pi$  decays and the assumption of  $SU(3)_{\text{flavor}}$  symmetry. Contributions of the electromagnetic penguin diagram were included and the relevant CKM matrix elements were included. But there was no inclusion of constraints from the Pauli principle nor contributions from final state interactions.

The present analysis uses new experimental data which enable a statistically significant evaluation of the interference terms (4.4) without additional information from  $B \rightarrow \pi\pi$  decays or the assumption of  $SU(3)_{\text{flavor}}$  symmetry. Constraints from the Pauli principle are included in a general calculation including color and spin and entanglement. Symmetries of the original weak amplitude are preserved with entanglement in the final state of two separated mesons. Contributions from all isospin invariant finite state interactions are included as well as constraints from the Pauli principle. The flavor topology definition of the interference parameters includes contributions from the electromagnetic penguin diagram since the quark states in final state of a photon can be rewritten as the sum of an isoscalar and a  $u\bar{u}$  state. However the flavor topology parameters are no longer simply related to the CKM matrix elements. Additional assumptions and information are necessary to determine the CKM matrix elements and explain CP violation.

The main advantage of this approach is that it gives simple explanations for the absence of CP violation (1.2) in charged B decays, the observed absence of an  $I = 3/2$  component in the final state, and the vanishing of the experimental value (4.4)

This vanishing of tree-penguin interference  $B^+$  decays is explained by a symmetry analysis including the constraints of the Pauli principle and entanglement on states containing a pair of identical  $u$  quarks.

## VII. CONCLUSION

Experiment has shown that the penguin-tree interference contribution in  $B^+ \rightarrow K^+\pi^0$  decay is very small and may even vanish. The corresponding interference contributions to neutral  $B \rightarrow K\pi$  decays have been shown experimentally to be finite. In charged decays the previously neglected Pauli antisymmetrization produces a cancelation between color-favored and color-suppressed tree diagrams which differ by the exchange of identical  $u$  quarks. This explains the smallness of penguin-tree interference and small CP violation in charged  $B$  decays. Pauli cancelation does not occur in neutral decay diagrams which have no pair of identical quarks. This can explain why CP violation has been observed in neutral  $B \rightarrow K\pi$  decays and not in charged decays

## ACKNOWLEDGEMENTS

This research was supported in part by the U.S. Department of Energy, Division of High Energy Physics, Contract DE-AC02-06CH11357. It is a pleasure to thank Michael Gronau, Yuval Grossman, Marek Karliner, Zoltan Ligeti, Yosef Nir, Jonathan Rosner, J.G. Smith, and Frank Wuerthwein for discussions and comments.

## REFERENCES

- [1] Harry J. Lipkin, in Proceedings of the International Workshop on B-Factories; Accelerators and Experiments, BFWS92, KEK, Tsukuba, Japan November 17-20, 1992, edited by E. Kikutani and T. Matsuda, Published as KEK Proceedings 93-7, June 1993, p.8; Phys. Lett. B357, (1995) 404
- [2] K. Nakamura et al. (Particle Data Group), J. Phys. G 37, 075021 (2010).
- [3] Heavy Flavor Averaging Group <http://www.slac.stanford.edu/xorg/hfag/rare/>
- [4] Ahmed Ali, Invited Plenary Talk at the 32nd International Conference on High Energy Physics (ICHEP'04), Beijing, China, Aug. 16-22, 2004, hep-ph/0412128
- [5] Harry J. Lipkin, hep-ph/9810351, Physics Letters B445 (1999) 403
- [6] Michael Gronau and Jonathan L. Rosner, hep-ph/9809384, Phys. Rev. D 59 (1999) 113002
- [7] Michael Gronau, hep-ph/0008292, Phys. Lett. B492, (2000) 297
- [8] Harry J. Lipkin, hep-ph/0507225
- [9] Michael Gronau and Jonathan L. Rosner, hep-ph/0608040, Phys.Rev.D74:057503,2006
- [10] Michael Gronau, Jonathan L. Rosner and David London, Phys. Rev. Lett. 73 (1994) 21; Michael Gronau, Oscar F. Hernandez, David London and Jonathan L. Rosner, Phys. Rev. D52 (1995) 6356 and 6374
- [11] Harry J. Lipkin, hep-ph/0608284
- [12] Y. Dothan, Nuovo Cimento 30 (1963) 399

# FIGURES

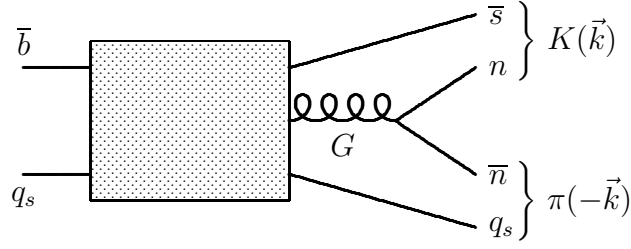


FIG. 1.

“Gluonic penguin” ( $P$ ) diagram.  $G$  denotes any number of gluons.  $n$  denotes  $u$  or  $d$  quark.

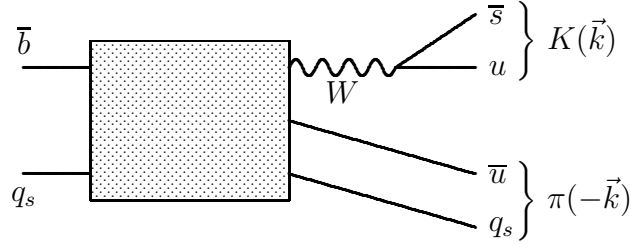


FIG. 2.

Color favored tree ( $T$ ) diagram.

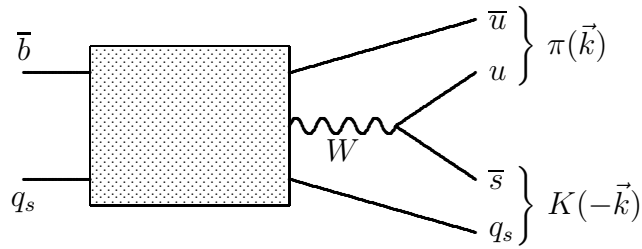


FIG. 3.

Color suppressed tree ( $S$ ) diagram.