

Axial couplings and strong decay widths of heavy hadrons

William Detmold,^{1,2} C.-J. David Lin,^{3,4} and Stefan Meinel¹

¹*Department of Physics, College of William and Mary, Williamsburg, VA 23187, USA*

²*Jefferson Laboratory, 12000 Jefferson Avenue, Newport News, VA 23606, USA*

³*Institute of Physics, National Chiao-Tung University, Hsinchu 300, Taiwan*

⁴*Physics Division, National Centre for Theoretical Sciences, Hsinchu 300, Taiwan*

We calculate the axial couplings of mesons and baryons containing a heavy quark in the static limit using lattice QCD. These couplings determine the leading interactions in heavy hadron chiral perturbation theory and are central quantities in heavy quark physics, as they control strong decay widths and the light-quark mass dependence of heavy hadron observables. Our analysis makes use of lattice data at six different pion masses, $227 \text{ MeV} < m_\pi < 352 \text{ MeV}$, two lattice spacings, $a = 0.085, 0.112 \text{ fm}$, and a volume of $(2.7 \text{ fm})^3$. Our results for the axial couplings are $g_1 = 0.449(51)$, $g_2 = 0.84(20)$, and $g_3 = 0.71(13)$, where g_1 governs the interaction between heavy-light mesons and pions and $g_{2,3}$ are similar couplings between heavy-light baryons and pions. Using our lattice result for g_3 , and constraining $1/m_Q$ corrections in the strong decay widths with experimental data for $\Sigma_c^{(*)}$ decays, we obtain $\Gamma[\Sigma_b^{(*)} \rightarrow \Lambda_b \pi^\pm] = 4.2(1.0), 4.8(1.1), 7.3(1.6), 7.8(1.8) \text{ MeV}$ for the $\Sigma_b^+, \Sigma_b^-, \Sigma_b^{*+}, \Sigma_b^{*-}$ initial states, respectively. We also derive upper bounds on the widths of the $\Xi_b^{(*)}$ baryons.

Introduction.—Significant progress has been made in the last few years in uncovering the spectrum and decays of hadrons containing heavy quarks at the dedicated B factories, the Tevatron, and the LHC. Accurate lattice QCD calculations are required to confront data from these experiments with the Standard Model. These lattice calculations involve extrapolations in the masses of the light quarks, which require theoretical guidance. For hadrons containing a single heavy quark, the relevant effective theory is known as heavy-hadron chiral perturbation theory (HH χ PT) [1–4], which is built upon two of the most important symmetries of QCD: chiral symmetry and heavy-quark symmetry. At leading order, the HH χ PT Lagrangian contains three *axial couplings* g_1 , g_2 , and g_3 . The coupling g_1 determines the strength of the interaction between heavy-light mesons and pions, while g_2 and g_3 similarly determine the interaction of heavy-light baryons with pions. Consequently, these couplings are central to the low-energy dynamics of heavy-light hadrons, and can be used to calculate the widths of strong decays such as $\Sigma_b^{(*)} \rightarrow \Lambda_b \pi$. The axial couplings are calculable from the underlying theory of QCD, using a lattice regularization. The mesonic coupling g_1 has been previously studied in lattice QCD with $N_f = 0$ or $N_f = 2$ dynamical quark flavors [5–9]. In the following, we present the first complete calculation of g_1 , g_2 , and g_3 in $N_f = 2 + 1$ lattice QCD, controlling all systematic uncertainties. We use our results to calculate $\Gamma[\Sigma_b^{(*)} \rightarrow \Lambda_b \pi^\pm]$ and give bounds on $\Gamma[\Xi_b^{(*)} \rightarrow \Xi_b \pi]$. Technical details of the analysis that are omitted here for brevity will be presented in a forthcoming paper.

Lattice QCD calculation.—The heavy hadrons considered in the lattice calculation are the lowest-lying heavy-light mesons and baryons containing light valence quarks of the flavors u or d . We work in the heavy-quark limit $m_Q = \infty$ where the axial couplings are defined, and as-

sume isospin symmetry. The heavy-light mesons occur in degenerate pseudoscalar and vector multiplets, described by interpolating fields $P^i \sim \bar{Q}\gamma_5 q^i$ and $P_\mu^{*i} \sim \bar{Q}\gamma_\mu q^i$, where q^i is a light quark of flavor i and \bar{Q} is a static heavy antiquark. In the heavy-light baryon sector, we include both the states with $s_l = 0$ and $s_l = 1$, where s_l is the (conserved) spin of the light degrees of freedom. The states with $s_l = 1$ are described by an interpolating field $S_{\mu\alpha}^{ij} \sim \epsilon_{abc} (C\gamma_\mu)_{\beta\gamma} q_{a\beta}^i q_{b\gamma}^j Q_{c\alpha}$ that couples to the isotriplet states with both $J = 1/2$ (Σ_Q) and $J = 3/2$ (Σ_Q^*), which are degenerate in the heavy-quark limit. The isosinglet $s_l = 0$ baryon Λ_Q has $J = 1/2$ and is described by an interpolating field $T_\alpha^{ij} \sim \epsilon_{abc} (C\gamma_5)_{\beta\gamma} q_{a\beta}^i q_{b\gamma}^j Q_{c\alpha}$. The axial couplings can be extracted by calculating matrix elements of the axial current $A_\mu \sim \bar{d}\gamma_\mu\gamma_5 u$:

$$\begin{aligned} \langle P_d^* | A_\mu | P_u \rangle &= -2 (g_1)_{\text{eff}} \varepsilon_\mu^*, \\ \langle S_{dd} | A_\mu | S_{du} \rangle &= -(i/\sqrt{2}) (g_2)_{\text{eff}} v^\sigma \epsilon_{\sigma\mu\nu\rho} \bar{U}^\nu U^\rho, \\ \langle S_{dd} | A_\mu | T_{du} \rangle &= -(g_3)_{\text{eff}} \bar{U}_\mu \mathcal{U}. \end{aligned} \quad (1)$$

Here, v is the four-velocity, ε^μ is the polarization vector of the P^* meson, \mathcal{U} is the Dirac spinor of the T baryon, and the U^μ 's are the “superfield spinors” of the S baryons [10]. At leading order in the chiral expansion, the “effective axial couplings” $(g_i)_{\text{eff}}$ defined via (1) are equal to the axial couplings g_i that appear in the HH χ PT Lagrangian. The next-to-leading-order expressions for $(g_i)_{\text{eff}}$ are given in Ref. [10]. To calculate the matrix elements (1) in lattice QCD, we set $\mathbf{v} = 0$ and construct Euclidean two- and three-point correlators $C_H(t) = \langle \chi_H(\mathbf{x}, t) \chi_H^\dagger(\mathbf{x}, 0) \rangle$ and $C_{H \rightarrow H'}(t, t') = \sum_{\mathbf{x}'} \langle \chi_{H'}(\mathbf{x}', t) A_\mu(\mathbf{x}', t') \chi_H^\dagger(\mathbf{x}, 0) \rangle$, where $t > t' > 0$ and χ_H are the interpolating fields of the heavy hadrons as defined above. We form the ratios

$$R_1(t, t') = -\frac{\frac{1}{3} C_{P_u \rightarrow P_d^*}^{\mu\mu}(t, t')}{C_{P_u}(t)}, \quad (2)$$

$$R_2(t, t') = 2 \frac{\frac{i}{6} \epsilon_{0\mu\nu\rho} C_{S_{du} \rightarrow S_{dd}}^{\mu\nu\rho}(t, t')}{\frac{1}{3} C_{S_{dd}}^{\mu\mu}(t)}, \quad (3)$$

and the double ratio (needed because of the nonzero $S-T$ mass splitting)

$$R_3(t, t') = \sqrt{\frac{\frac{1}{3} C_{T_{du} \rightarrow S_{dd}}^{\mu\mu}(t, t') \frac{1}{3} C_{S_{dd} \rightarrow T_{du}}^{\nu\nu}(t, t')}{\frac{1}{3} C_{S_{dd}}^{\mu\mu}(t) C_{T_{du}}(t)}}. \quad (4)$$

Here, μ, ν, ρ are the Lorentz indices from the axial current or the interpolating fields for P^* and S and are summed over when repeated. Using (1) and the spectral decomposition of the correlators, one finds that

$$R_i(t, t/2) = (g_i)_{\text{eff}} + O(e^{-\delta_i t}), \quad (5)$$

where the δ_i are related to the energy gaps of the lowest contributing excited states.

The calculations presented in this work make use of lattice gauge field configurations generated by the RBC/UKQCD collaboration [11] with 2 + 1 flavors of light quarks, implemented with a domain-wall action that realizes lattice chiral symmetry. The details of the ensembles included in our analysis can be found in Table I. We computed domain-wall light-quark propagators for a range of unitary ($am_{u,d}^{(\text{val})} = am_{u,d}^{(\text{sea})}$) and partially quenched ($am_{u,d}^{(\text{val})} < am_{u,d}^{(\text{sea})}$) quark masses. As shown in the lower part of the table, we have data with (valence) pion masses ranging from 227 to 352 MeV, two lattice spacings, $a = 0.085, 0.112$ fm, and a large lattice volume of $(2.7 \text{ fm})^3$. The sea-strange-quark masses are about 10% above the physical value, and we assign a 1.5% systematic uncertainty to our final results to account for this, based on the size of the effect on similar observables as studied in Ref. [11]. For the light-quark propagators, we used gauge-invariant Gaussian smeared sources to improve the overlap of the hadron interpolating fields with the ground states. We constructed the three-point functions $C_{H \rightarrow H'}(t, t')$ using light-quark propagators with smeared sources at $(\mathbf{x}, 0)$ and (\mathbf{x}, t) and a local sink at the current insertion point (\mathbf{x}', t') , for various separations t as shown in Table I. The bare lattice axial current requires a finite renormalization Z_A to match the continuum current, $A_\mu = Z_A \bar{u} \gamma_\mu \gamma_5 d$. We used nonperturbative results for Z_A obtained by the RBC/UKQCD collaboration [11].

The action for the static heavy quark is a modified form of the Eichten-Hill action [12] in which the standard gauge links are replaced by HYP (hypercubic) smeared [13] gauge links, resulting in improved statistical signals for the correlators [14]. To study heavy-quark discretization effects and optimize the signals, we generated data for $n_{\text{HYP}} = 1, 2, 3, 5, 10$ levels of HYP smearing, corresponding to different lattice actions for the heavy quarks. These actions have the same continuum limit, but may scale differently. Our final analysis focuses on $n_{\text{HYP}} = 1, 2, 3$.

Ensemble	a (fm)	$L^3 \times T$	$am_{u,d}^{(\text{sea})}$	$m_\pi^{(\text{ss})}$ (MeV)
A	0.1119(17)	$24^3 \times 64$	0.005	336(5)
B	0.0849(12)	$32^3 \times 64$	0.004	295(4)
C	0.0848(17)	$32^3 \times 64$	0.006	352(7)

Ensemble	$am_{u,d}^{(\text{val})}$	$m_\pi^{(\text{vs})}$ (MeV)	$m_\pi^{(\text{vv})}$ (MeV)	t/a
A	0.001	294(5)	245(4)	4, 5, ..., 10
A	0.002	304(5)	270(4)	4, 5, ..., 10
A	0.005	336(5)	336(5)	4, 5, ..., 10
B	0.002	263(4)	227(3)	6, 9, 12
B	0.004	295(4)	295(4)	6, 9, 12
C	0.006	352(7)	352(7)	13

TABLE I. Details of gauge field ensembles (upper section, see also Ref. [11]) and “measurements” (lower section). The superscripts v, s on m_π indicate the masses of the quarks in the pions, equal to $am_{u,d}^{(\text{val})}$ or $am_{u,d}^{(\text{sea})}$.

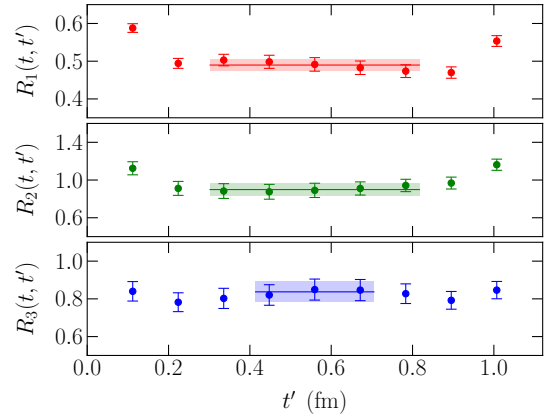


FIG. 1. Ratios $R_i(t, t')$ as a function of the current insertion time slice t' , for $t/a = 10$, at $a = 0.112$ fm, $am_{u,d}^{(\text{val})} = 0.002$, $n_{\text{HYP}} = 3$.

In Fig. 1, we show examples of numerical results for the ratios (2), (3), and (4). We observed plateaus in $R_i(t, t')$ as a function of t' , and we averaged the ratios in this region, which is essentially equivalent to taking $R_i(t, t/2)$. We denote these averages as $R_i(t)$. To obtain the ground-state contributions according to (5), one needs to calculate $\lim_{t \rightarrow \infty} R_i(t)$. To this end, we performed fits of the data using the functional form $R_i(t) = (g_i)_{\text{eff}} - A_i e^{-\delta_i t}$ with parameters $(g_i)_{\text{eff}}$, A_i and δ_i , depending on the lattice spacing a , the quark masses $am_{u,d}^{(\text{val})}$, $am_{u,d}^{(\text{sea})}$, and the smearing parameter n_{HYP} . This functional form only includes the leading contributions from excited states, but was able to fit the data well, as shown in Fig. 2. We used the results and uncertainties for the gap parameters δ_i from the fits at the coarse lattice spacing to constrain the fits at the fine lattice spacing, where we have fewer values of t/a . As explained in Ref. [15], we then additionally constrained the parameters A_i (independently for the two

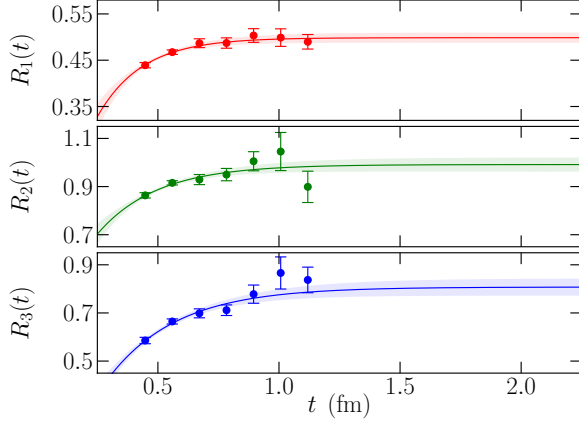


FIG. 2. Fits of the t -dependence of $R_i(t)$, for $a = 0.112$ fm, $am_{u,d}^{(\text{val})} = 0.002$, $n_{\text{HYP}} = 3$.

different lattice spacings), using information from initial fits of data from ensembles A and B. This allowed us to perform fits using the same form of the function $R_i(t)$ even for the data from ensemble C, where we have only one value of t/a . To estimate the systematic uncertainties caused by higher excited states, we calculated the shifts in $(g_i)_{\text{eff}}$ at the coarse lattice spacing when removing one or two data points with the smallest t/a ($= 4, 5$) or adding a second exponential to the fits [15]. Repeated fits of $R_i(t)$ for a bootstrap ensemble allowed the calculation of the covariance matrices describing the correlations of the results for $(g_i)_{\text{eff}}$ from common ensembles of gauge field configurations.

Having obtained the results for $(g_i)_{\text{eff}}$, we then performed fully correlated fits of the a -, $m_\pi^{(\text{vv})}$ -, and $m_\pi^{(\text{vs})}$ -dependence. For $(g_1)_{\text{eff}}$, we used the function

$$(g_1)_{\text{eff}} = g_1 \left[1 + f_1(g_1, m_\pi^{(\text{vv})}, m_\pi^{(\text{vs})}, L) + d_{1,n_{\text{HYP}}} a^2 + c_1^{(\text{vv})} [m_\pi^{(\text{vv})}]^2 + c_1^{(\text{vs})} [m_\pi^{(\text{vs})}]^2 \right], \quad (6)$$

where g_1 , $c_1^{(\text{vv})}$, $c_1^{(\text{vs})}$, $\{d_{1,n_{\text{HYP}}}\}$ are the free parameters. For $(g_2)_{\text{eff}}$ and $(g_3)_{\text{eff}}$, we performed coupled fits using

$$(g_i)_{\text{eff}} = g_i \left[1 + f_i(g_2, g_3, m_\pi^{(\text{vv})}, m_\pi^{(\text{vs})}, \Delta, L) + d_{i,n_{\text{HYP}}} a^2 + c_i^{(\text{vv})} [m_\pi^{(\text{vv})}]^2 + c_i^{(\text{vs})} [m_\pi^{(\text{vs})}]^2 \right] \quad (7)$$

(for $i = 2, 3$), where the free fit parameters are g_2 , g_3 , $c_2^{(\text{vv})}$, $c_3^{(\text{vv})}$, $c_2^{(\text{vs})}$, $c_3^{(\text{vs})}$, $\{d_{2,n_{\text{HYP}}}, d_{3,n_{\text{HYP}}}\}$. The functions f_i in (6) and (7) are the nonanalytic loop contributions in partially quenched $SU(4|2)$ HH χ PT and can be found in Ref. [10]. They also include the leading effects of the finite lattice size L (because of our large volume, the finite-volume corrections were smaller than 3% for all data points). The functions f_i depend on the renormalization scale μ , but this dependence is canceled exactly by the μ -dependence of the counterterms $c_i^{(\text{vv})}$ and $c_i^{(\text{vs})}$.

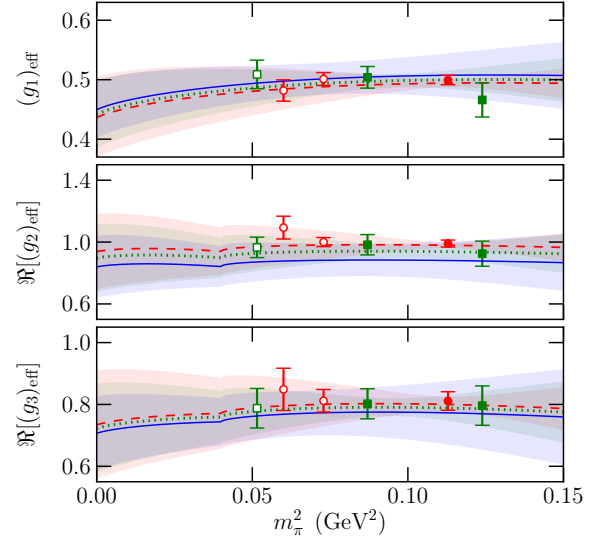


FIG. 3. The (real parts of the) fitted functions $(g_1)_{\text{eff}}$, $(g_2)_{\text{eff}}$, $(g_3)_{\text{eff}}$, evaluated in infinite volume and $n_{\text{HYP}} = 3$, for the unitary case $m_\pi^{(\text{vv})} = m_\pi^{(\text{vs})} = m_\pi$. The dashed line corresponds to $a = 0.112$ fm, the dotted line to $a = 0.085$ fm, and the solid line to the continuum limit. The shaded regions indicate the 1σ statistical uncertainty. Also shown are the data points, shifted to infinite volume (circles: $a = 0.112$ fm, squares: $a = 0.085$ fm). The partially quenched data points (open symbols), which have $m_\pi^{(\text{vv})} < m_\pi^{(\text{vs})}$, are included in the plot at $m_\pi = m_\pi^{(\text{vv})}$, even though the fit functions actually have slightly different values for these points.

The parameters $d_{i,n_{\text{HYP}}}$ for each n_{HYP} describe the leading effects of the nonzero lattice spacing, which are multiplicative corrections proportional to a^2 as a consequence of the lattice chiral symmetry of the domain-wall action. In (7), the quantity Δ is the $S - T$ mass splitting, which we set to $\Delta = 200$ MeV in our fits, consistent with experiments [16, 17] and our lattice data (note that Δ does not vanish in the chiral or heavy-quark limits).

To determine for which values of n_{HYP} the order- a^2 corrections in (6) and (7) adequately describe the lattice artefacts in the data, we started from fits that included all values of n_{HYP} , and then successively removed the data with the largest values of n_{HYP} . After excluding $n_{\text{HYP}} = 10$ and $n_{\text{HYP}} = 5$, we obtained good quality-of-fit values [$Q = 0.70$ for $(g_1)_{\text{eff}}$ and $Q = 0.92$ for $(g_{2,3})_{\text{eff}}$], and the results were stable under further exclusions. Our final results for the axial couplings, taken from the fits with $n_{\text{HYP}} = 1, 2, 3$, are

$$\begin{aligned} g_1 &= 0.449 \pm 0.047_{\text{stat}} \pm 0.019_{\text{syst}}, \\ g_2 &= 0.84 \pm 0.20_{\text{stat}} \pm 0.04_{\text{syst}}, \\ g_3 &= 0.71 \pm 0.12_{\text{stat}} \pm 0.04_{\text{syst}}. \end{aligned} \quad (8)$$

Independent fits for each n_{HYP} (1, 2, 3, 5, 10) gave results consistent with (8). The estimates of the systematic uncertainties in (8) include the following [15]: ef-

fects of next-to-next-to-leading-order terms in the fits to the a - and m_π -dependence (3.6%, 2.8%, 3.7% for g_1 , g_2 , g_3 , respectively), effects from the unphysically large sea-strange-quark mass (1.5%), and effects from higher excited states in the $t \rightarrow \infty$ extrapolations of $R_i(t)$ (1.7%, 2.8%, 4.9%). The resulting mass- and lattice-spacing dependence of the effective couplings from the fits with (6) and (7) is shown in Fig. 3. Note that the functions $(g_2)_{\text{eff}}$ and $(g_3)_{\text{eff}}$ develop small imaginary parts for pion masses below the $S \rightarrow T\pi$ threshold at $m_\pi = \Delta$ [10] (the lattice data are all above this threshold), and the real parts are shown in the figure. The fitted coefficients d_i , n_{HYP} are consistent with zero within statistical uncertainties, and the analytic counterterms $c_i^{(\text{vv})}$ and $c_i^{(\text{vs})}$ are natural-sized (when evaluated at $\mu = 4\pi f_\pi$ with $f_\pi = 132$ MeV), indicating that the chiral expansions of $(g_i)_{\text{eff}}$ are under control for the range of masses used here.

Calculation of strong decay widths.—At leading order in the chiral expansion, the widths for the strong decays $S \rightarrow T\pi$ are

$$\Gamma[S \rightarrow T\pi] = c_f^2 \frac{1}{6\pi f_\pi^2} \left(g_3 + \frac{\kappa_J}{m_Q} \right)^2 \frac{M_T}{M_S} |\mathbf{p}_\pi|^3, \quad (9)$$

where S and T now denote physical $s_l = 1$ and $s_l = 0$ heavy baryon states such as Σ_b and Λ_b , $|\mathbf{p}_\pi|$ is the magnitude of the pion momentum in the S rest frame, and c_f is a flavor factor, equal to 1 for $\Sigma_Q^{(*)} \rightarrow \Lambda_Q \pi^\pm$, $1/\sqrt{2}$ for $\Xi_Q^{(*)} \rightarrow \Xi_Q \pi^\pm$, and $1/2$ for $\Xi_Q^{(*)} \rightarrow \Xi_Q \pi^0$. Here we modified the $m_Q = \infty$ expression for Γ [18] by including the term κ_J/m_Q . Terms suppressed by $(m_\pi/\Lambda_\chi)^2$ and $(\Lambda_{\text{QCD}}/m_Q)^2$, which are omitted from (9), lead to small systematic uncertainties in Γ . To determine $\kappa_{1/2}$ and $\kappa_{3/2}$, we performed fits of experimental data [19] for the widths of the Σ_c^{++} , Σ_c^0 ($J = 1/2$) and the Σ_c^{*++} , Σ_c^{*0} ($J = 3/2$) using (9), where we constrained g_3 to our lattice QCD result (8) and set $m_Q = \frac{1}{2}M_{J/\psi}$. These fits gave $\kappa_{1/2} = 0.55(21)$ GeV and $\kappa_{3/2} = 0.47(21)$ GeV. We then evaluated (9) for $m_Q = \frac{1}{2}M_\Upsilon$ to obtain predictions for the decays of bottom baryons. Our calculated widths $\Gamma[\Sigma_b^{(*)} \rightarrow \Lambda_b \pi^\pm]$ as functions of the $\Sigma_b^{(*)} - \Lambda_b$ mass difference are shown as the curves in Fig. 4. Using the experimental values of the baryon masses [17, 19], our results for $\Gamma[\Sigma_b^{(*)} \rightarrow \Lambda_b \pi^\pm]$ in MeV are 4.2(1.0), 4.8(1.1), 7.3(1.6), 7.8(1.8) for the Σ_b^+ , Σ_b^- , Σ_b^{*+} , Σ_b^{*-} initial states, respectively, in agreement with the widths measured by the CDF collaboration [17]. The decays $\Xi_b^{(*)-} \rightarrow \Xi_b^- \pi^0$, $\Xi_b^0 \pi^-$ and $\Xi_b^{(*)0} \rightarrow \Xi_b^- \pi^+$, $\Xi_b^0 \pi^0$ may also be allowed, depending on the mass differences. With a spin-averaged $\Xi_b^{(*)} - \Xi_b$ splitting of 153(21) MeV (based on lattice data from Ref. [20]), and assuming $M(\Xi_b^*) - M(\Xi_b) \approx M(\Sigma_b^*) - M(\Sigma_b) = 21(2)$ MeV [16], we obtain upper bounds of 1.1 and 2.8 MeV (CL=90%) for the total widths of the Ξ_b' and Ξ_b^* , respectively.

Conclusions.—We have presented a lattice QCD calculation of the axial couplings of hadrons containing a

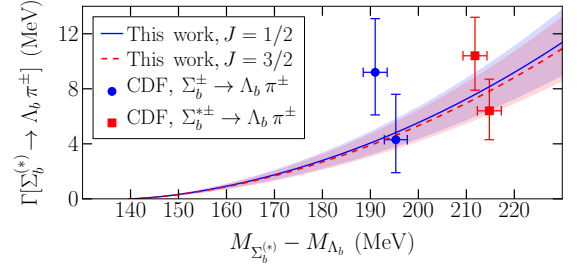


FIG. 4. Widths of the decays $\Sigma_b^{(*)\pm} \rightarrow \Lambda_b \pi^\pm$ as functions of the $\Sigma_b^{(*)} - \Lambda_b$ mass difference. The curves (solid: Σ_b , dashed: Σ_b^*) and shaded regions show our predictions and their uncertainties. The data points are from CDF [17].

heavy quark in the static limit, including for the first time the baryonic couplings. We have used these results to predict the strong decay widths of bottom baryons. Our calculation of the axial couplings controls all systematic uncertainties by using two different lattice spacings, low pion masses, a large volume, and the correct next-to-leading-order expressions from HH χ PT. Since the axial couplings are essential for chiral extrapolations of lattice data, their accurate determination is of broad significance in flavor physics phenomenology.

Acknowledgments.—We thank H.-Y. Cheng, K. Orginos, B. Tiburzi, A. Walker-Loud, and M. Wingate for discussions, R. Edwards and B. Joó for the development of the chroma library, and the RBC/UKQCD collaboration for providing the gauge field configurations. The work of WD is supported in part by JSA, LLC under DOE Contract No. DE-AC05-06OR-23177 and by the Jeffress Memorial Trust, J-968. WD and SM were supported by DOE OJI Award DE-SC000-1784 and DOE Grant No. DE-FG02-04ER41302. CJDL is supported by NSC Grant No. 99-2112-M-009-004-MY3. We acknowledge the hospitality of Academia Sinica Taipei and NCTS Taiwan. This research made use of computational resources provided by NERSC and the NSF Teragrid.

-
- [1] M. B. Wise, Phys. Rev. D **45**, R2188 (1992).
 - [2] G. Burdman and J. F. Donoghue, Phys. Lett. B **280**, 287 (1992).
 - [3] T. M. Yan *et al.*, Phys. Rev. D **46**, 1148 (1992).
 - [4] P. L. Cho, Nucl. Phys. B **396**, 183 (1993).
 - [5] G. M. de Divitiis *et al.* (UKQCD Collaboration), JHEP **10** (1998) 010.
 - [6] A. Abada *et al.*, JHEP **02** (2004) 016.
 - [7] H. Ohki, H. Matsufuru, and T. Onogi, Phys. Rev. D **77**, 094509 (2008).
 - [8] D. Bećirević *et al.*, Phys. Lett. B **679**, 231 (2009).
 - [9] J. Bulava, M. A. Donnellan, and R. Sommer, PoS **LATTICE2010**, 303 (2010).
 - [10] W. Detmold, C.-J. D. Lin, and S. Meinel, Phys. Rev. D **84**, 094502 (2011).

- [11] Y. Aoki *et al.* (RBC/UKQCD Collaboration), Phys. Rev. D **83**, 074508 (2011).
- [12] E. Eichten and B. R. Hill, Phys. Lett. B **240**, 193 (1990).
- [13] A. Hasenfratz and F. Knechtli, Phys. Rev. D **64**, 034504 (2001).
- [14] M. Della Morte *et al.* (ALPHA Collaboration), Phys. Lett. B **581**, 93 (2004).
- [15] W. Detmold, C.-J. D. Lin, and S. Meinel, arXiv:1203.3378.
- [16] T. Aaltonen *et al.* (CDF Collaboration), Phys. Rev. Lett. **99**, 202001 (2007).
- [17] D. Tonelli (CDF Collaboration), arXiv:1012.3184.
- [18] D. Pirjol and T. M. Yan, Phys. Rev. D **56**, 5483 (1997).
- [19] K. Nakamura *et al.* (Particle Data Group), J. Phys. G **37**, 075021 (2010).
- [20] R. Lewis and R. M. Woloshyn, Phys. Rev. D **79**, 014502 (2009).