

Non-zero θ_{13} and CP -Violation in Inverse Neutrino Mass Matrix

Surender Verma*

*Department of Physics, Government Degree College, Arki 173208,
INDIA.*

Abstract

The generic predictions of inverse Majorana neutrino mass matrix, M_ν^{-1} with texture two zeros, in the basis where charged lepton mass matrix is diagonal, have been obtained for neutrino masses and mixings, especially, θ_{13} and CP -violating phases. Such type of mass models are natural in the context of seesaw models with Dirac neutrino mass matrix, M_D , diagonal. Out of the fifteen possible texture two zeros patterns of the inverse neutrino mass matrix only seven are found to be compatible with the available data on neutrino masses and mixings including the latest $T2K$ observation of non-zero θ_{13} . It is, also, found that $\theta_{13} = 0$ is disallowed in the mass models investigated in the present work. While the neutrino mass matrices of type I and II are found to be necessarily CP violating, type III is found to be CP -violating for a special case where θ_{23} lie above maximality. The atmospheric mixing angle, θ_{23} is found to dictate the possible hierarchies in type I and II neutrino mass models. For type III, additional information regarding m_{ee} will be required to rule out the inverted hierarchy (IH). A maximal θ_{23} is found to be disallowed in all types of texture two zero M_ν^{-1} Ansatz.

At present, in elementary particle physics, the problem of origin of quark/lepton masses and mixings is the most interesting and challenging subject of research. Especially, the neutrino sector of the Standard Model (SM) of elementary particles is one of today's most intense research field. The experimental confirmation[1, 2, 3, 4, 5] of neutrino oscillations triggered assiduous efforts to measure neutrino masses and mixing angles with high accuracies never achieved before. Although the experiments have made great progress in determining the lepton mixing matrix and mass-squared differences, the origin of lepton masses and mixing is not yet understood. Several approaches have been suggested in the literature in order to understand the phenomenology of the Yukawa sector which include radiative mechanisms[6], horizontal

*s_7verma@yahoo.co.in

discrete[7] and continuous global/local gauge symmetries[8]. All the information regarding lepton masses and mixing is encoded in the lepton mass matrices. In the basis where charged lepton mass matrix, M_l is diagonal, the complex neutrino mass matrix, assuming neutrinos to be the Majorana particle, contain nine free parameters[9]: three neutrino mass eigenvalues (m_1, m_2, m_3) , three mixing angles describing the mixing between mass and flavor eigenstates of neutrinos $(\theta_{12}, \theta_{23}, \theta_{13})$ and three CP -violating phases (δ, α, β) where δ is Dirac-type CP violating phase and the additional two phases α, β are associated with the Majorana character of the neutrinos. The observation of the neutrinoless double beta decay[10, 11, 12] and the measurement of the corresponding decay rate with a sufficient accuracy[13], would not only be a proof that the total lepton charge is not conserved in nature, but might provide, also, information on the type of the neutrino mass spectrum, the absolute scale of neutrino masses and the values of the Majorana CP -violation phases. The experimental observations reveal that not all of the parameters of the neutrino mass matrix have been measured making it impossible to fully reconstruct the neutrino mass matrix in terms of the known parameters only. To describe the observed masses and mixing angles and to elucidate the possible origin of fermion mass generation one has to reduce the number of free parameters in the Yukawa sector. This can be achieved either by applying certain flavor symmetries or employ phenomenological approaches such as texture zeros[9, 14, 15, 16, 17, 18, 19], hybrid textures[20, 21], requirement of zero determinant[22], vanishing minors[23] and scaling[24, 25] etc. in the neutrino mass matrix and obtain the predictions for the unknown parameters. Such phenomenological approaches are bound to play important role in understanding the underlying dynamics of the fermion mass generation. In particular, it is possible to enforce texture zeros, studied extensively in the literature[9, 14, 15, 16, 17, 18, 19], in arbitrary entries of the fermion mass matrices by means of a discrete Abelian flavor symmetry[26]. Recently, texture two zeros of the neutrino mass matrix, in the flavor basis, have been realized within the framework of type (I+II) seesaw mechanism natural to $SO(10)$ grand unification[27]. In the context of seesaw mechanism[28, 29], the neutrino mass matrix, $M_\nu \approx -M_D M_R^{-1} M_D^T$, where M_D and M_R are Dirac and right-handed Majorana neutrino mass matrices, respectively. In the basis where M_D is diagonal the texture zeros in different entries in M_R are identical to the texture zeros in M_ν^{-1} [30]. Such type of models, where both the charged lepton and Dirac neutrino mass matrix is diagonal, are quite natural in the context of Grand Unified Theories (GUTs). One can embed fermion mass textures with texture zeros into renormalizable field theories making the texture zero Ansätze more credible[26]. The texture two zeros in M_ν^{-1} can be obtained in the context of seesaw mechanism, by introducing an Abelian symmetry with one or more scalar singlets[31]. There are fifteen possible texture two zero patterns for M_ν^{-1} out of which only seven are consistent with the neutrino data. Four out of seven viable patterns of texture two zeros in M_ν^{-1} are found to be equivalent to the four patterns of texture two zero in M_ν and have identical phenomenological consequences for neutrino masses and mixings[31]. In the present work, we focus on the phenomenological consequences of the remaining three viable texture two zeros in M_ν^{-1} namely type I, II and III. In light of the recent observation from Tokai-to-Kamioka ($T2K$) experiment of non-zero reactor angle,

θ_{13} , at 2.5σ C.L.[32] and knowing the fact that most of the mass models with tri-bimaximal mixing at the leading order cannot predict such a large mixing, such type of phenomenological analyses are very important as they have high predictability and testability. The observed non-zero θ_{13} at 2.5σ C.L. gives an indication and possible measurement of CP -violation in the leptonic sector and have important implications for neutrino physics[33, 34], in general. In the present work, we have, also, studied the CP -violation and obtained interesting implications for Jarlskog rephasing invariant quantity J_{CP} , a measure of CP -violation in the leptonic sector and Majorana phases α, β .

The three viable patterns of texture two zeros in M_ν^{-1} , which have distinguishing phenomenological implications from texture two zeros in M_ν , are:

$$(M_\nu^{-1})^I = \begin{pmatrix} A & 0 & C \\ 0 & D & E \\ C & E & 0 \end{pmatrix}, (M_\nu^{-1})^{II} = \begin{pmatrix} A & B & 0 \\ B & 0 & E \\ 0 & E & F \end{pmatrix}, (M_\nu^{-1})^{III} = \begin{pmatrix} A & B & C \\ B & 0 & E \\ C & E & 0 \end{pmatrix} \quad (1)$$

In the charged lepton basis, the complex symmetric mass matrix, M_ν can be diagonalized by a complex unitary matrix V :

$$M_\nu = V M_\nu^{diag} V^T \quad (2)$$

where $M_\nu^{diag} = \text{Diag}\{m_1, m_2, m_3\}$ is the diagonal neutrino mass matrix. The neutrino mixing matrix V [35] can be written as

$$V \equiv UP = \begin{pmatrix} c_{12}c_{13} & s_{12}c_{13} & s_{13}e^{-i\delta} \\ -s_{12}c_{23} - c_{12}s_{23}s_{13}e^{i\delta} & c_{12}c_{23} - s_{12}s_{23}s_{13}e^{i\delta} & s_{23}c_{13} \\ s_{12}s_{23} - c_{12}c_{23}s_{13}e^{i\delta} & -c_{12}s_{23} - s_{12}c_{23}s_{13}e^{i\delta} & c_{23}c_{13} \end{pmatrix} \begin{pmatrix} 1 & 0 & 0 \\ 0 & e^{i\alpha} & 0 \\ 0 & 0 & e^{i(\beta+\delta)} \end{pmatrix}, \quad (3)$$

where $s_{ij} = \sin \theta_{ij}$ and $c_{ij} = \cos \theta_{ij}$. The matrix V is called the neutrino mixing matrix or PMNS matrix. The matrix U is the lepton analogue of the CKM quark mixing matrix and the phase matrix P contains the two Majorana phases. Therefore the neutrino mass matrix can be written as

$$M_\nu = U P M_\nu^{diag} P^T U^T. \quad (4)$$

The elements of the inverse neutrino mass matrix M_ν^{-1} can be obtained after inverting Eqn. (4).

The texture two zeros at different entries in M_ν^{-1} give four real constraining equation involving the nine free parameters of the neutrino mass matrix. We solve these four equations for mass ratios ($\frac{m_1}{m_2}, \frac{m_1}{m_3}$) and Majorana phases (α, β) in terms of the remaining free parameters ($\theta_{12}, \theta_{23}, \theta_{13}, \delta$) of the model for type I, II and III texture two zeros inverse neutrino mass matrices:

$$\left. \begin{aligned} \frac{m_1}{m_2} e^{-2i\alpha} &= - \frac{c_{12}c_{23}s_{12}e^{i\delta}(c_{13}^2c_{23}^2 - 2s_{13}^2s_{23}^2) + c_{12}^2c_{23}^2s_{13}s_{23} + s_{12}^2s_{13}s_{23}^3e^{2i\delta}}{c_{12}^2s_{13}s_{23}^3e^{2i\delta} - c_{12}c_{23}s_{12}e^{i\delta}(c_{13}^2c_{23}^2 - 2s_{13}^2s_{23}^2) + c_{23}^2s_{12}^2s_{13}s_{23}} \\ \frac{m_1}{m_3} e^{-i(2\beta+\delta)} &= \frac{s_{13}s_{23}^3e^{i\delta}(c_{12}^2 - s_{12}^2) + c_{12}c_{23}s_{12}s_{23}^2e^{2i\delta} + c_{12}c_{23}s_{12}s_{13}^2(s_{23}^2 + 1)}{c_{12}^2s_{13}s_{23}^3e^{2i\delta} - c_{12}c_{23}s_{12}e^{i\delta}(c_{13}^2c_{23}^2 - 2s_{13}^2s_{23}^2) + c_{23}^2s_{12}^2s_{13}s_{23}} \end{aligned} \right\} I, \quad (5)$$

$$\left. \begin{aligned} \frac{m_1}{m_2} e^{-2i\alpha} &= -\frac{c_{13}^2 s_{12} e^{i\delta} (-c_{12} s_{23}^3 + c_{23}^3 s_{12} s_{13} e^{i\delta}) + c_{23} s_{13} (c_{12} s_{23} + c_{23} s_{12} s_{13} e^{i\delta})^2}{c_{12}^2 c_{23}^3 s_{13} e^{2i\delta} + c_{12} s_{12} s_{23} e^{i\delta} (c_{13}^2 s_{23}^2 - 2c_{23}^2 s_{13}^2) + c_{23} s_{12}^2 s_{13} s_{23}^2} \\ \frac{m_1}{m_3} e^{-i(2\beta+\delta)} &= \frac{c_{23} s_{13} e^{i\delta} (c_{12}^2 - s_{12}^2) - c_{12} c_{23}^2 s_{12} s_{23} e^{2i\delta} - c_{12} (c_{23}^2 + 1) s_{12} s_{13}^2 s_{23}}{c_{12}^2 c_{23}^3 s_{13} e^{2i\delta} + c_{12} s_{12} s_{23} e^{i\delta} (c_{13}^2 s_{23}^2 - 2c_{23}^2 s_{13}^2) + c_{23} s_{12}^2 s_{13} s_{23}^2} \end{aligned} \right\} II, \quad (6)$$

$$\left. \begin{aligned} \frac{m_1}{m_2} e^{-2i\alpha} &= \frac{s_{12} (c_{12} s_{13} + s_{12} e^{i\delta})}{c_{12} (s_{12} s_{13} - c_{12} e^{i\delta})} \\ \frac{m_1}{m_3} e^{-i(2\beta+\delta)} &= \frac{s_{13} (c_{12} s_{12} s_{13}^2 e^{-i\delta} + c_{12} s_{12} e^{i\delta} - s_{13} (c_{12}^2 - s_{12}^2))}{c_{12} c_{13}^2 (s_{12} s_{13} - c_{12} e^{i\delta})} \end{aligned} \right\} III. \quad (7)$$

The experimental data on neutrino masses and mixings, including the latest $T2K$ and $MINOS$ observation of non-zero θ_{13} , used in the present analysis is given in Table 1. The two values of m_1 calculated from Eqns. (5), (6) and (7) for each type of inverse neutrino mass matrices, respectively, using the two mass-squared differences, must be equal within the accuracy to which the present neutrino oscillation parameters are determined.

In Table 2. we have given the Taylor series expansion of mass ratios $\left(\frac{m_1}{m_2}, \frac{m_1}{m_3}\right)$ and Majorana phase (α, β) for type I, II and Type III inverse neutrino mass matrices with texture two zeros. However, we have not used these mass ratios and Majorana phases in our analysis which is completely based on the exact Eqns. (5), (6) and (7). They are tabulated here just for the sake of illustration and to comprehend the interesting features of the correlation plots. A non-zero θ_{13} is a generic prediction of this class of models which is, also, implicit from Eqns. (5), (6) and (7). Because for $\theta_{13} = 0$, m_1 becomes equal to m_2 in type I and II mass models which contradicts solar mass hierarchy. In type III mass model, $\theta_{13} = 0$ is disallowed because it predicts that $m_1 = 0$.

In numerical analysis, we have randomly generated the input parameters of the model with the central and error values given in Table 1 to give the predictions for the unknown parameters such as the neutrino mass ratios $\left(\frac{m_1}{m_2}, \frac{m_1}{m_3}\right)$ and Majorana phases (α, β) . We have, also, calculated the effective Majorana neutrino mass, m_{ee} given by

$$m_{ee} = \left| m_1 c_{12}^2 c_{13}^2 + m_2 s_{12}^2 c_{13}^2 e^{2i\alpha} + m_3 s_{13}^2 e^{2i\beta} \right| \quad (8)$$

for type I, II and III inverse neutrino mass matrices with texture two zeros. A non-zero θ_{13} in these models with texture two zero gives a hint of possible CP violation in the leptonic sector as θ_{13} and the Dirac type CP -violating phase, δ appears together in the lepton mixing matrix. We calculate the Jarlskog rephasing invariant quantity J_{CP} which is given by

$$J_{CP} = s_{12} c_{12} s_{23} c_{23} s_{13} c_{13}^2 \sin \delta \quad (9)$$

and is the measure of CP -violation in the leptonic sector.

The mass ratios $\left(\frac{m_1}{m_2}, \frac{m_1}{m_3}\right)$, upto first order in s_{13} , can be written as

$$\left. \begin{aligned} \frac{m_1}{m_2} &\approx 1 + \frac{s_{23}}{c_{12} s_{12} c_{23}^3} s_{13} \cos \delta \\ \frac{m_1}{m_3} &\approx \frac{s_{23}^2}{c_{23}^2} + \frac{c_{12} s_{23}^3}{s_{12} c_{23}^3} s_{13} \cos \delta \end{aligned} \right\} I, \quad (10)$$

$$\left. \begin{aligned} \frac{m_1}{m_2} &\approx 1 - \frac{c_{23}}{c_{12}s_{12}s_{23}^3} s_{13} \cos \delta \\ \frac{m_1}{m_3} &\approx \frac{c_{23}^2}{s_{23}^2} - \frac{c_{12}c_{23}^2}{s_{12}s_{23}^5} s_{13} \cos \delta \end{aligned} \right\} II, \quad (11)$$

$$\left. \begin{aligned} \frac{m_1}{m_2} &\approx \frac{s_{12}^2}{c_{12}^2} - \frac{s_{12} \tan 2\theta_{23}}{c_{12}^3} s_{13} \cos \delta \\ \frac{m_1}{m_3} &\approx \tan 2\theta_{23} \tan \theta_{12} s_{13} \end{aligned} \right\} III. \quad (12)$$

From these approximate expressions of mass ratios it is implicit that $\theta_{13} = 0$ is disallowed, as discussed earlier. Moreover, $\cos \delta$ should be negative (positive) i.e. $90^\circ < \delta < 270^\circ$ ($0^\circ < \delta < 90^\circ, 270^\circ < \delta < 360^\circ$), as implied by the mass ratio $\frac{m_1}{m_2}$ for type-I (type-II) inverse neutrino mass matrix, in order to comply with the solar mass hierarchy. Furthermore, from Eqn. (12), it is clear that the second term of the mass ratio $\frac{m_1}{m_2}$ must always be positive otherwise $\frac{m_1}{m_2}$ may become greater than 1 contradicting the solar mass hierarchy. So, if θ_{23} is below(above) maximality then $\cos \delta$ should be positive(negative) i.e. $0^\circ < \delta < 90^\circ$ or $270^\circ < \delta < 360^\circ$ ($90^\circ < \delta < 270^\circ$) for type-III inverse neutrino mass matrices. In the zeroth order approximation, Eqn. (10) reveals that θ_{23} should be below(above) maximality for type-I inverse neutrino mass matrices with normal(inverted) hierarchy. Similarly, θ_{23} should be above(below) maximality for normal(inverted) hierarchy for type-II inverse neutrino mass matrices. However, both regions above as well as below maximality are allowed for either hierarchies(NH and IH) of neutrino masses for type-III inverse neutrino mass matrices. We have, also, calculated the parameter $R_\nu \equiv \frac{\Delta m_{12}^2}{\Delta m_{23}^2}$ for type-I, II and III inverse neutrino mass matrices and can be written as

$$R_\nu^I \approx \frac{2s_{23}^5}{c_{12}s_{12}c_{23}^3(s_{23}^2 - c_{23}^2)} s_{13} \cos \delta, \quad (13)$$

$$R_\nu^{II} \approx \frac{2c_{23}^5}{c_{12}s_{12}s_{23}^3(c_{23}^2 - s_{23}^2)} s_{13} \cos \delta, \quad (14)$$

$$R_\nu^{III} \approx \frac{\tan^2 2\theta_{23}}{\sin 2\theta_{12} \tan 2\theta_{12}} s_{13}^2. \quad (15)$$

From Eqn. (13-15) it is evident that a maximal θ_{23} is disallowed as it imply R_ν to be infinite. In the following, we have presented the numerical results based on the exact Eqns.(5-7) which can be easily comprehended with the help of approximate analytical expressions (Eqns. (10-15)) and the subsequent discussion.

In Figure 1, we have depicted the scatter plots of θ_{13} and θ_{23} with J_{CP} and Dirac type CP -violating phase, δ , respectively for NH of neutrino masses. It is implicit from Figure 1 that $J_{CP} = 0$ is disallowed for type I and II neutrino mass models and are thus, necessarily CP violating. For neutrino mass model of type III, $\theta_{13} = 0$ is disallowed, as discussed earlier, but $\delta = 0^\circ$ or 360° is still allowed which impel J_{CP} (Eqn. (9)) to vanish in the region where θ_{23} is below maximality. However, this case becomes necessarily CP -violating for the region where θ_{23} is above maximality. The

Dirac type CP -violating phase, δ is constrained to lie between 90° to 270° for type I with $\delta = 180^\circ$ disallowed by the current data. For type II, δ is highly constrained to lie around 90° or 270° . The range $90^\circ < \delta < 270^\circ$ is disallowed for θ_{23} below maximality, however, for θ_{23} above maximal δ becomes highly constrained to lie in the range $90^\circ < \delta < 270^\circ$, though, $\delta = 180^\circ$ is disallowed.

The scatter plots in Figure 2 illustrate the correlation of θ_{23} with $\frac{m_1}{m_2}$ for normal as well as inverted mass hierarchy. A maximal θ_{23} is disallowed in texture two zeros inverse neutrino mass matrices (Eqns. (13-15)) as it will lead to $m_1 = m_2$ which contradicts the solar mass hierarchy. Moreover, for neutrino mass models of type I (type II), θ_{23} lies below (above) maximality for NH (NH) and above (below) maximality for IH (IH). In other words, the knowledge of, whether θ_{23} is above or below maximality, will determine the type of neutrino mass hierarchy for type I and II mass matrices. θ_{23} can attain values above or below maximality in type III neutrino mass models, however, a maximal θ_{23} is still disallowed.

Majorana type CP -violating phases are found to be highly constrained in this class of mass models except type III where full range of β , $-90^\circ < \beta < 90^\circ$, is allowed. In Figure 3, we have demonstrated the $(\alpha-\beta)$ correlation plots for normal as well as inverted hierarchy. The effective Majorana mass, m_{ee} (Eqn. (8)), depends on a number of known and unknown neutrino parameters, and testing or cross-checking the values of these parameters is obviously of immense importance[36, 37]. Among the unknown neutrino parameters, the possible neutrino mass hierarchy is of particular interest. There exist a unique possibility of ruling out the inverted hierarchy (IH) of neutrino with neutrinoless double beta decay experiments because, in this case, the effective Majorana mass, m_{ee} is bounded from below[13]. There are a number of new experiments which may probe m_{ee} at the level of 10 meV to 50 meV[38, 39, 40, 41] and will test the phenomenological predictions of these mass models. Apart from the observance of non-zero θ_{13} in the $T2K$ experiment, we expect occurrence of new, very interesting results soon, since some of these $0\nu\beta\beta$ projects will start data collection in 2011 – 12. In Figure 4, we have depicted the scatter plot of effective Majorana mass, m_{ee} with θ_{23} for NH as well as IH of neutrino masses. It is implicit from Figure 4 that there exist a lower bound on effective Majorana neutrino mass m_{ee} of about 0.05 eV. A non-observance of $0\nu\beta\beta$ decay down to the sensitivity level of 0.05 eV, which is achievable in the future $0\nu\beta\beta$ experiments, will rule out inverted hierarchy (IH) for type I, II and III texture two zeros inverse neutrino mass models.

In conclusions, we have presented a detailed analysis of inverse neutrino mass matrices with two zeros. The neutrino mass matrix as such contain large number of free parameters making it impossible to fully reconstruct the mass matrix, however, it is found that these mass models results in the reduction of free parameters by the imposition of texture zero which can be realized, in the context of seesaw mechanism, by introducing an Abelian symmetry with one or more scalar singlets[31]. Thus, elevating the predictive power of the model. A non-zero θ_{13} is a generic prediction of these mass models. The atmospheric mixing angle, θ_{23} is found to dictate the possible hierarchies in type I and II neutrino mass models. For type III, additional information

regarding m_{ee} will be required to rule out the inverted hierarchy. The type I and II inverse neutrino mass matrices are found to be necessarily CP violating, however, type III become CP -violating for a special case where θ_{23} lie above maximality. A maximal θ_{23} is found to be disallowed in all types of texture two zero M_ν^{-1} Ansätze considered in the present study. It is of immense importance to note that lower bound on $m_{ee} > 0.05$ eV for IH is achievable in the future $0\nu\beta\beta$ experiments and the non-observance of which will rule out inverted hierarchy (IH) for type I, II and III mass models.

References

- [1] Y. Fukuda *et al.*, *Phys. Rev. Lett.* **81**, 1562 (1998); Y. Ashie *et al.*, *Phys. Rev. Lett.* **93**, 101801 (2004) [Super-Kamiokande Collaboration].
- [2] Q.R. Ahmad *et al.*, *Phys. Rev. Lett.* **87**, 071301 (2001); *Phys. Rev. Lett.* **92**, 181301 (2004) [SNO Collaboration].
- [3] K. Eguchi *et al.*, *Phys. Rev. Lett.* **90**, 021802 (2003) [KamLAND Collaboration]; T. Araki *et al.*, *Phys. Rev. Lett.* **94**, 081801 (2005).
- [4] M.H. Ahn *et al.*, *Phys. Rev. Lett.* **90**, 041801 (2003) [K2K Collaboration]; *Phys. Rev. Lett.* **94**, 081802 (2005).
- [5] G.D. Michael *et al.*, *Phys. Rev. D* **97**, 191801 (2006) [MINOS Collaboration].
- [6] S. Weinberg, *Phys. Rev. D* **5**, 1962 (1972); A. Zee, *Phys. Lett. B* **93**, 389 (1980); A. Zee, *Nucl. Phys. B* **264**, 99 (1986); K.S. Babu, *Phys. Lett. B* **203**, 132 (1988).
- [7] F. Wilczek and A. Zee, *Phys. Lett. B* **70**, 418 (1977); S. Pakvasa and H. Sugawara, *Phys. Lett. B* **73**, 61 (1978); Y. Yamanaka, H. Sugawara, and S. Pakvasa, *Phys. Rev. D* **25**, 1895 (1982); K.S. Babu and X.G. He, *Phys. Rev. D* **36**, 3484 (1987).
- [8] F. Wilczek and A. Zee, *Phys. Rev. Lett.* **42**, 421 (1979); A. Davidson, M. Koca, and K.C. Wali, *Phys. Rev. D* **43**, 92 (1979).
- [9] P.H. Frampton, S.L. Glashow and D. Marfatia, *Phys. Lett. B* **536**, 79 (2002).
- [10] H. V. Klapdor-Kleingrothaus, A. Dietz, H. L. Harney and I. V. Krivosheina, *Mod. Phys. Lett. A* **16**, 2409 (2001).
- [11] H. V. Klapdor-Kleingrothaus, I. V. Krivosheina, A. Dietz and O. Chkvorets, *Phys. Lett. B* **586**, 198 (2004).
- [12] S.M. Bilenky, Amand Faessler, W. Potzel and F. Simkovic, [arXiv: hep-ph/1104.1952].

- [13] Alexander Dueck, Werner Rodejohann and Kai Zuber, [arXiv: hep-ph/1103.4152v2].
- [14] Sin Kyu Kang and C. S. Kim, [arXiv: hep-ph/0012046v1].
- [15] Bipin R. Desai, D.P. Roy and Alexander R. Vaucher, [arXiv: hep-ph/0209035v2].
- [16] Walter Grimus and L. Lavoura, [arXiv: hep-ph/0412283v3].
- [17] A. Kageyama, S. Kaneko, N. Shimoyama and M. Tanimoto, *Phys. Lett. B* **538**, 96 (2002).
- [18] Zhi-zhong Xing, *Phys. Lett. B* **530**, 159 (2002); Wanlei Guo and Zhi-zhong Xing, *Phys. Rev. D* **67**, 053002 (2003).
- [19] S. Dev, Sanjeev Kumar, Surender Verma, and Shivani Gupta, *Nucl. Phys. B* **784**, 103 (2007); S. Dev, Sanjeev Kumar, Surender Verma, and Shivani Gupta, *Phys. Rev. D* **76**, 013002 (2007); S. Dev, Sanjeev Kumar and Surender Verma, *Phys. Rev. D* **79**, 033011 (2009); S. Dev, Sanjeev Kumar, Surender Verma and Shivani Gupta, *Phys. Lett. B* **656**, 7982 (2007).
- [20] M. Frigerio, A.Y. Smirnov, *Phys. Rev. D* **67**, 013007 (2003); S. Kaneko, H. Sawanaka, M. Tanimoto, *JHEP* **0508**, 073 (2005); Srubabati Goswami, Subrata Khan and Atsushi Watanabe, [arXiv: hep-ph/0811.4744v1].
- [21] S. Dev, Surender Verma and Shivani Gupta, *Phys. Lett. B* **687**, 5360 (2010).
- [22] G. C. Branco, R. Gonzalez Felipe, F. R. Joaquim and T. Yanagida, *Phys. Lett. B* **562**, 265 (2003); Bhag C. Chauhan, Joao Pulido and Marco Picariello, *Phys. Rev. D* **73**, 053003 (2006).
- [23] E. I. Lashin and N. Chamoun, *Phys. Rev. D* **78**, 073002 (2008); **80**, 093004 (2009); S. Dev, Surender Verma, Shivani Gupta and R. R. Gautam, *Phys. Rev. D* **81**, 053010 (2010).
- [24] R. N. Mohapatra and W. Rodejohann, *Phys. Lett. B* **644**, 59-66 (2007).
- [25] Anjan S. Joshipura and Werner Rodejohann, *Phys. Lett. B* **678**, 276-282 (2009).
- [26] Walter Grimus, Anjan S. Joshipura, L. Lavoura and Morimitsu Tanimoto, *Eur. Phys. J. C* **36**, 227-232 (2004).
- [27] S. Dev, Shivani Gupta and R. R. Gautam, in press *Phys. Lett. B*, 2011, doi: 10.1016/j.physletb.2011.06.046.
- [28] P. Minkowski, *Phys. Lett. B* **67**, 421 (1977); M. Gell-Mann, P. Ramond and R. Slansky, in *Supergravity*, eds. D.Z. Freedman and P. van Nieuwenhuizen (North-Holland, Amsterdam, 1979); T. Yanagida, in *Proc. of the Workshop on the Unified Theory and the Baryon Number in the Universe*, Tsukuba, Japan, 1979, eds. O. Sawada and A. Sugamoto.

- [29] R. N. Mohapatra and G. Senjanovic, *Phys. Rev. Lett.* **44**,912 (1980).
- [30] Asan Damanik *et al.*, [arXiv: hep-ph/0705.3290v4].
- [31] L. Lavoura, *Phys. Lett. B* **609**, 317-322 (2005).
- [32] K. Abe *et al.*, [arXiv: hep-ex/1106.2822] [*T2K* Collaboration].
- [33] Zhi-zhong Xing, [arXiv: hep-ph/1106.3244v1].
- [34] Ya-juan Zheng and Bo-Qiang Ma, [arXiv: hep-ph/1106.4040v2].
- [35] G.L. Fogli *et al.*, *Prog. Part. Nucl. Phys.* **57**, 742-795 (2006).
- [36] S. M. Bilenky, *Phys. Part. Nucl.* **41**, 690-715 (2010).
- [37] W. Rodejohann, [arXiv: hep-ph/1106.1334v2].
- [38] C. Arnaboldi *et al.*, *Nucl. Instr. Meth. A* **518**, 775 (2004); I.C. Bandac *et al.*, *J. Phys. Conf. Ser.* **110**, 082001 (2008).
- [39] J. Janicsko-Csathy, *Nucl. Phys. B* **188**, 68 (2009) (Proc. Suppl.); S.R. Elliott *et al.*, *J. Phys. Conf. Ser.* **173**, 012007 (2009).
- [40] A.S. Barabash, *Czech. J. Phys.* **52**, 575 (2002); A.S. Barabash, *Phys. At. Nucl.* **67**, 1984 (2004).
- [41] M. Danilov *et al.*, *Phys. Lett. B* **480**, 12 (2000); R. Gornea, *J. Phys. Conf. Ser.* **179**, 022004 (2009).
- [42] G. L. Fogli *et al.*, [arXiv: hep-ph/1106.6028v1].

Parameters	Best fit $\pm 1\sigma$	2σ	3σ
$\Delta m_{21}^2 [10^{-5} eV^2]$	$7.58^{+0.22}_{-0.26}$	$7.16 - 7.99$	$6.99 - 8.18$
$ \Delta m_{31}^2 [10^{-3} eV^2]$	$2.35^{+0.12}_{-0.09}$	$2.17 - 2.57$	$2.06 - 2.67$
$\sin^2 \theta_{12}$	$0.312^{+0.017}_{-0.016}$	$0.280 - 0.347$	$0.265 - 0.364$
$\sin^2 \theta_{23}$	$0.42^{+0.08}_{-0.03}$	$0.36 - 0.60$	$0.34 - 0.64$
$\sin^2 \theta_{13}$	$0.025^{+0.007}_{-0.007}$	$0.012 - 0.041$	$0.005 - 0.050$

Table 1: Best-fit values with 1σ errors, 2σ and 3σ intervals for the three flavors neutrino oscillation parameters from global neutrino data analysis[42]

	Mass ratios	Majorana phases
I	$\frac{m_1}{m_2} \approx \left 1 + \frac{s_{13}s_{23}e^{-i\delta}(c_{23}^2 + s_{23}^2 e^{2i\delta})}{c_{12}c_{23}^3 s_{12}} \right $ $\frac{m_1}{m_3} \approx \left \frac{s_{23}^2}{c_{23}^2} + \frac{c_{12}s_{13}s_{23}^3 e^{-i\delta}(c_{23}^2 + s_{23}^2 e^{2i\delta})}{c_{23}^5 s_{12}} \right $	$\alpha \approx -\frac{1}{2} \text{Arg} \left(1 + \frac{s_{13}s_{23}e^{-i\delta}(c_{23}^2 + s_{23}^2 e^{2i\delta})}{c_{12}c_{23}^3 s_{12}} \right)$ $\beta \approx -\frac{1}{2} \left(\text{Arg} \left(-\frac{c_{12}s_{13}s_{23}^3 (c_{23}^2 + s_{23}^2 e^{2i\delta})}{c_{23}^5 s_{12}} - \frac{s_{23}^2 e^{i\delta}}{c_{23}^2} \right) + \delta \right)$
II	$\frac{m_1}{m_2} \approx \left 1 - \frac{c_{23}s_{13}e^{-i\delta}(s_{23}^2 + c_{23}^2 e^{2i\delta})}{c_{12}s_{12}s_{23}^3} \right $ $\frac{m_1}{m_3} \approx \left \frac{c_{23}^2}{s_{23}^2} - \frac{c_{12}c_{23}^3 s_{13}e^{-i\delta}(s_{23}^2 + c_{23}^2 e^{2i\delta})}{s_{12}s_{23}^5} \right $	$\alpha \approx -\frac{1}{2} \text{Arg} \left(1 - \frac{c_{23}s_{13}e^{-i\delta}(s_{23}^2 + c_{23}^2 e^{2i\delta})}{c_{12}s_{12}s_{23}^3} \right)$ $\beta \approx -\frac{1}{2} \left(\text{Arg} \left(\frac{c_{12}c_{23}^3 s_{13}(s_{23}^2 + c_{23}^2 e^{2i\delta})}{s_{12}s_{23}^5} - \frac{c_{23}^2 e^{i\delta}}{s_{23}^2} \right) + \delta \right)$
III	$\frac{m_1}{m_2} \approx \left \frac{s_{12}^2}{c_{12}^2} - \frac{2c_{23}s_{13}s_{23}s_{12}e^{-i\delta}}{c_{12}^3(c_{23}^2 - s_{23}^2)} \right $ $\frac{m_1}{m_3} \approx \frac{2c_{23}s_{12}s_{13}s_{23}}{c_{12}(c_{23}^2 - s_{23}^2)}$	$\alpha \approx -\frac{1}{2} \text{Arg} \left(\frac{s_{12}^2}{c_{12}^2} - \frac{2c_{23}s_{13}s_{23}s_{12}e^{-i\delta}}{c_{12}^3(c_{23}^2 - s_{23}^2)} \right)$ $\beta \approx -\frac{1}{2} \text{Arg} \left(\frac{2c_{23}s_{12}s_{13}s_{23}e^{i\delta}}{c_{12}(c_{23}^2 - s_{23}^2)} \right)$

Table 2: The mass ratios $\left(\frac{m_1}{m_2}, \frac{m_1}{m_3}\right)$ and Majorana phases (α, β) upto first order in the smallest leptonic mixing angle, θ_{13} , for type I, II and III texture two zeros in M_ν^{-1} .

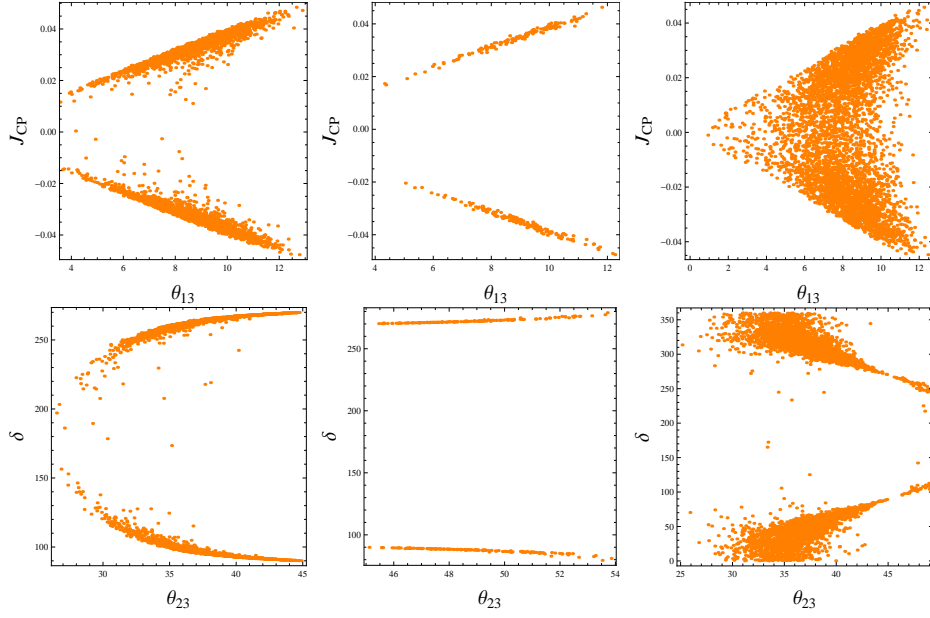


Figure 1: The correlation plots of θ_{13} (in degrees) and θ_{23} (in degrees) with J_{CP} and δ (in degrees), respectively, for normal hierarchy (NH) of neutrino masses. The first column is for type I neutrino mass model, second for type II and third for type III neutrino mass model.

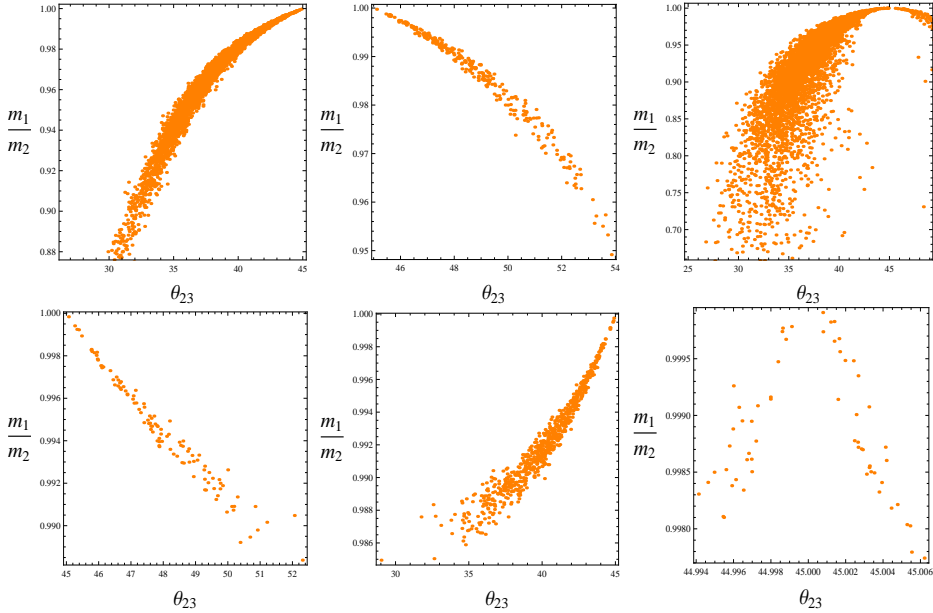


Figure 2: The correlation plots of θ_{23} (in degrees) with $\frac{m_1}{m_2}$ for normal (first row) as well as inverted (second row) hierarchy of neutrino masses. The first column is for type I neutrino mass model, second for type II and third for type III neutrino mass model.

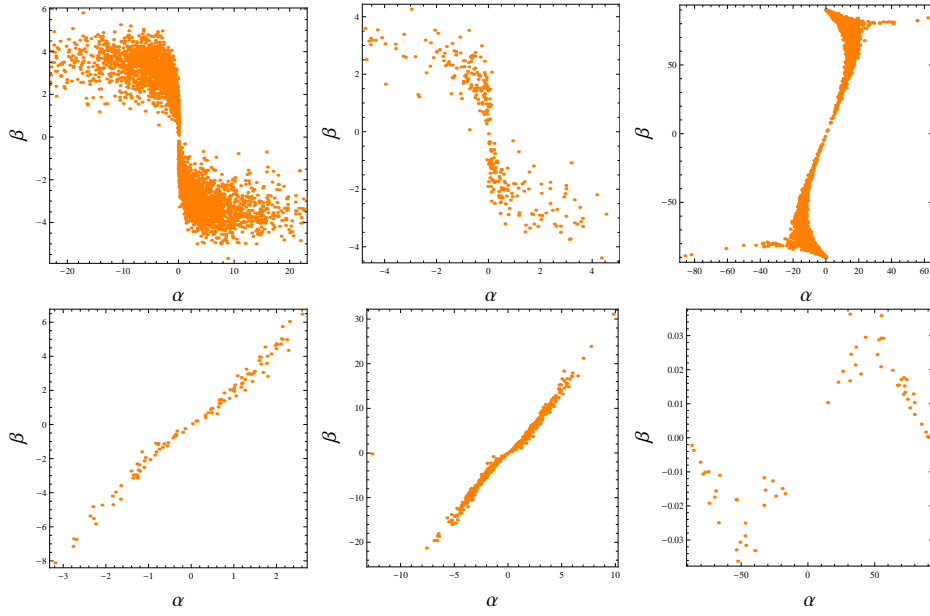


Figure 3: The correlation plots of the Majorana phases α (in degrees), β (in degrees) for normal (first row) and inverted (second row) hierarchy. The first column is for type I neutrino mass model, second for type II and third for type III neutrino mass model.

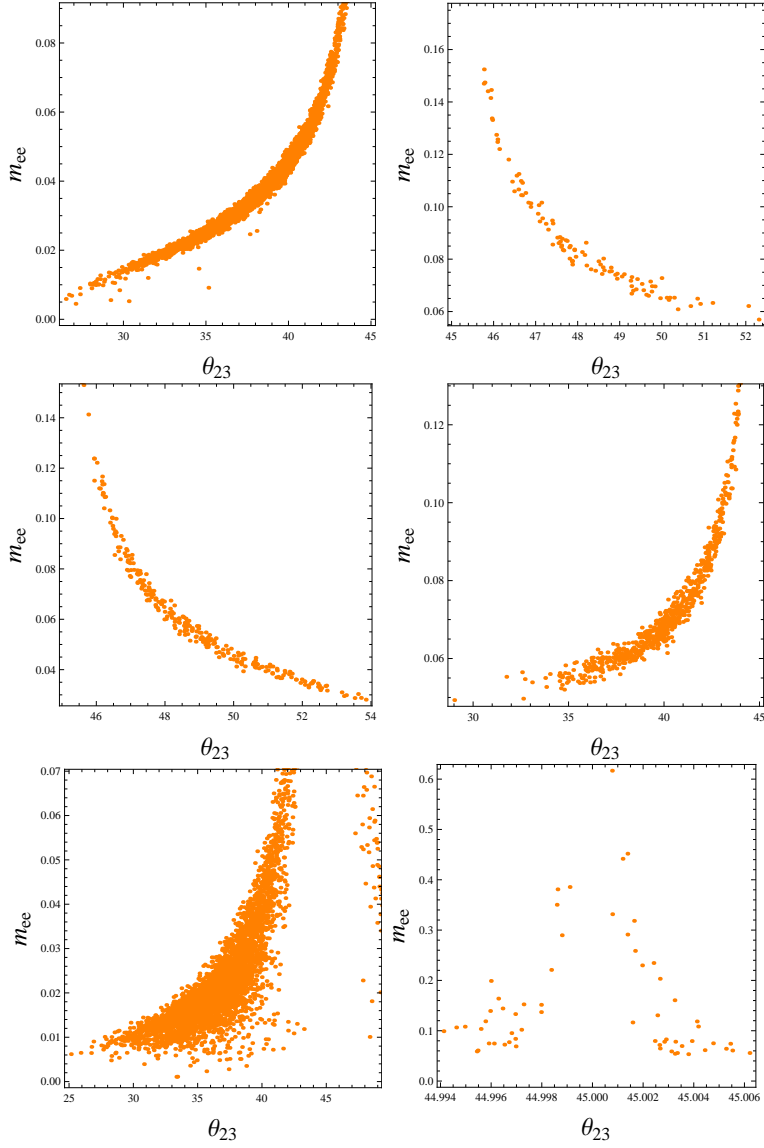


Figure 4: The correlation plots of effective Majorana mass m_{ee} (in eV) with θ_{23} (in degrees) for normal (first column) and inverted (second column) hierarchy. The first row depicts the correlation for type I neutrino mass model, second for type II and third for type III neutrino mass model.