

Transversity studies with protons and light nuclei

Sergio Scopetta

Dipartimento di Fisica, Università degli Studi di Perugia,
and INFN, sezione di Perugia,
via A. Pascoli, 06100 Perugia, Italy

E-mail: sergio.scopetta@pg.infn.it

Abstract. A general formalism to evaluate time-reversal odd transverse momentum dependent parton distributions (T-odd TMDS) is reviewed and applied to the calculation of the leading-twist quantities, i.e., the Sivers and the Boer-Mulders functions. Two different models of the proton structure, namely a non relativistic constituent quark model and the MIT bag model, have been used. The results obtained in both frameworks fulfill the Burkardt sum rule to a large extent. The calculation of nuclear effects in the extraction of neutron single spin asymmetries in semi-inclusive deep inelastic scattering off transversely polarized ^3He is also illustrated. In the kinematics of JLab, it is found that the nuclear effects described by an Impulse Approximation approach are under theoretical control.

1. Introduction

The partonic structure of transversely polarized hadrons is still rather poorly known [1]. As a matter of facts, despite its leading-twist character, the transversity distribution is chiral-odd in nature and not accessible therefore in inclusive experiments. Due to going-on and forthcoming important measurements in various Laboratories, this issue is nevertheless one of the most widely studied by the hadronic Physics Community, in particular by the Italian one, which is providing crucial contributions to a better understanding of this fascinating subject (see, for example, Refs. [2] and references therein).

Semi-inclusive deep inelastic scattering (SIDIS) is one of the proposed processes to access the parton structure of transversely polarized hadrons. The theoretical description of semi-inclusive processes implies a more complicated formalism, accounting for the transverse motion of the quarks in the target [3, 4, 5]. In particular, the non-perturbative effects of the intrinsic transverse momentum \vec{k}_T of the quarks inside the nucleon may induce significant hadron azimuthal asymmetries [6, 7].

The Sivers and the Boer-Mulders functions were defined in this scenario [8, 9]. Transverse Momentum Dependent pdfs (TMDs) are the set of functions that depend on the intrinsic transverse momentum of the quark, in addition to the dependences, typical of the PDs, on the Bjorken variable and on the momentum transfer Q^2 . Their number is fixed counting the scalar quantities allowed by hermiticity, parity and time-reversal invariance. However, the existence of final state interactions (FSI) allows for time-reversal odd functions [10]. In effect, by relaxing this constraint, one defines two additional functions, namely, the Sivers and the Boer-Mulders (BM) functions. In SIDIS, the Sivers function is involved in the description of the single spin asymmetry, measured when an unpolarized beam scatters transversely polarized targets. The

single spin asymmetries are obtained constructing the difference of semi-inclusive cross-sections with different transverse polarization of the target with respect to the momentum transfer. The BM function appears in the azimuthal asymmetry in unpolarized SIDIS. The latter object refers to the detection of the produced hadron at different angles with respect to the plane containing the momentum transfer and the hadron momentum. All the involved quantities have been conventionally defined in Ref. [11]. According to the latter convention, the Siverts function, $f_{1T}^{\perp q}(x, k_T)$ [8], and the Boer-Mulders function, $h_1^{\perp q}(x, k_T)$ [9], are formally defined through the following expressions¹:

$$\begin{aligned} f_{1T}^{\perp q}(x, k_T) &= -\frac{M}{2k_x} \int \frac{d\xi^- d^2\vec{\xi}_T}{(2\pi)^3} e^{-i(xp^+\xi^- - \vec{k}_T \cdot \vec{\xi}_T)} \\ &\times \frac{1}{2} \sum_{S_y=-1,1} S_y \langle PS_y | \bar{\psi}_q(\xi^-, \vec{\xi}_T) \mathcal{L}_{\vec{\xi}_T}^\dagger(\infty, \xi^-) \gamma^+ \mathcal{L}_0(\infty, 0) \psi_q(0, 0) | PS_y \rangle \\ &+ \text{h.c.}, \end{aligned} \quad (1)$$

taking the proton polarized along the y axis; and

$$\begin{aligned} h_1^{\perp q}(x, k_T) &= -\frac{M}{2k_x} \int \frac{d\xi^- d^2\vec{\xi}_T}{(2\pi)^3} e^{-i(xp^+\xi^- - \vec{k}_T \cdot \vec{\xi}_T)} \\ &\times \frac{1}{2} \sum_{S_z=-1,1} \langle PS_z | \bar{\psi}_q(\xi^-, \vec{\xi}_T) \mathcal{L}_{\vec{\xi}_T}^\dagger(\infty, \xi^-) \gamma^+ \gamma^2 \gamma_5 \mathcal{L}_0(\infty, 0) \psi_q(0, 0) | PS_z \rangle \\ &+ \text{h.c.}, \end{aligned} \quad (2)$$

where \vec{S} is the spin of the target hadron. The normalization of the covariant spin vector is $S^2 = -1$, M is the target mass, $\psi_q(\xi)$ is the quark field and $\mathcal{L}_{\vec{\xi}_T}$ is the gauge link.² The gauge link contains a scaling contribution which makes the T-odd TMDs non vanishing in the Bjorken limit, as it has been shown in Refs. [12, 13, 14].

The difference between the two functions is clearly seen comparing Eq. (1) and Eq. (2). The BM function counts transversely polarized quarks, hence the Dirac operator $\gamma^+ \gamma^2 \gamma_5$ in Eq. (2), in an unpolarized proton. On the other hand, the Siverts function counts the unpolarized quarks, hence the Dirac operator γ^+ in Eq. (1), in a transversely polarized proton, denoted by the transverse component S_y in the proton state in Eq. (1). If there were no scaling contribution of the gauge link, the two T-odd functions, $f_{1T}^{\perp q}(x, k_T)$ and $h_1^{\perp q}(x, k_T)$, would be identically zero.

2. Quark model calculations

Several quark model calculations of the Siverts and BM functions have been performed in the past years (see, i.e., Refs. [15, 16, 17, 18]) and their phenomenology keeps attracting interest, as it is demonstrated by very recent important contributions [19, 20, 21].

The general formalism for the evaluation of time-reversal odd TMDs in quark models, presented in Ref. [22, 23, 24], is reviewed here below. It is based on an impulse approximation analysis, where the Final State Interactions are introduced through a One Gluon Exchange mechanism, as depicted in Fig. 1. The used quark models, i.e., the simplest version of the MIT bag model [25], and a non relativistic constituent quark model (NRCQM), do not contain explicit gluonic degrees of freedom. In the Siverts and BM functions the Dirac operators determine the

¹ $a^\pm = (a_0 \pm a_3)/\sqrt{2}$.

² The gauge link is defined as $\mathcal{L}_{\vec{\xi}_T}(\infty, \xi^-) = \mathcal{P} \exp \left(-ig \int_{\xi^-}^{\infty} A^+(\eta^-, \vec{\xi}_T) d\eta^- \right)$, where g is the strong coupling constant. This definition holds in covariant (non singular) gauges, and in SIDIS processes, as the definition of T-odd TMDs is process dependent.

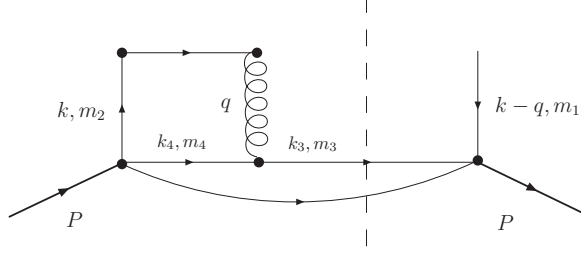


Figure 1. The process taken into account, together with its h.c., in the present evaluation of the T-odd TMDs.

spin structure of the interaction, $V_{m_1 m_2 m_3 m_4}$ between the quarks with initial spins m_2 and m_4 and final spins m_1 and m_3 , respectively. For instance, in the MIT bag model [25], one gets, for the Siverts [BM] function

$$f_{1T}[h_1]^{\perp q}(x, k_T) = -2\Im[\] ig^2 \frac{M E_P}{k_x} \int \frac{d^2 \vec{q}_T}{(2\pi)^5} \int \frac{d^3 k_3}{(2\pi)^3} \times \sum_{m_1, m_2, m_3, m_4} C_{qf[h]}^{m_1 m_2, m_3 m_4} V(\vec{k}, \vec{k}_3, \vec{q}_T)_{m_1 m_2, m_3 m_4} \quad . \quad (3)$$

The imaginary part is taken only for the Siverts function calculation, performed changing the transversely polarized nucleon states from a transversity to a helicity basis. The coupling of the spins at the quark level appears clearly from the expressions

$$C_{qf[h]}^{m_1 m_2, m_3 m_4} = \frac{1}{2} \sum_S C_{qS}^{m_1 m_2, m_3 m_4} = \sum_{\beta} T_{ij}^a T_{kl}^a \langle PS_z = 1 | b_{qm_1}^{i\dagger} b_{qm_2}^j b_{\beta m_3}^{k\dagger} b_{\beta m_4}^l | PS_z = -1 \rangle \left[\frac{1}{2} \sum_{S_z=1, -1} \sum_{\beta} T_{ij}^a T_{kl}^a \langle PS_z | b_{qm_1}^{i\dagger} b_{qm_2}^j b_{\beta m_3}^{k\dagger} b_{\beta m_4}^l | PS_z \rangle \right] \quad , \quad (4)$$

whose calculation has been performed assuming $SU(6)$ symmetry for the proton state, for $q = u, d$. The interaction $V(\vec{k}, \vec{k}_3, \vec{q}_T)$ has been evaluated using the properly normalized fields for the quark in the bag [25], given in terms of the quark wave function in momentum space, which reads

$$\varphi_m(\vec{k}) = i \sqrt{4\pi} N R_0^3 \begin{pmatrix} t_0(|\vec{k}|) \chi_m \\ \vec{\sigma} \cdot \hat{k} t_1(|\vec{k}|) \chi_m \end{pmatrix} \quad , \quad (5)$$

with the normalization factor N given in Ref. [25] The interaction is then

$$V(\vec{k}, \vec{k}_3, \vec{q}_T)_{m_1 m_2, m_3 m_4} = \frac{1}{q^2} \varphi_{m_1}^\dagger(\vec{k} - \vec{q}_T) \gamma^0 \gamma^+ \Gamma^{f[h]} \varphi_{m_2}(\vec{k}) \varphi_{m_3}^\dagger(\vec{k}_3) \gamma^0 \gamma^+ \varphi_{m_4}(\vec{k}_3 - \vec{q}_T) \quad , \quad (6)$$

where $\Gamma^{f[h]} = 1$ or $\gamma^2 \gamma_5$ for, respectively, the Siverts and the Boer-Mulders function. The expressions in the NRCQM are similar to the one in the bag model. They read, being Ψ the

intrinsic proton wave function,

$$\begin{aligned}
f_{1T}[h_1]^{\perp q}(x, k_T) &= -2ig^2 \frac{M E_P}{k_x} \int \frac{d^2 \vec{q}_T}{(2\pi)^5} \sum_{m_1, m_2, m_3, m_4} \\
&\int d\vec{k}_1 d\vec{k}_3 (2\pi)^3 \delta(k_1^+ - xP^+) \delta(\vec{k}_{1\perp} + \vec{q}_\perp - \vec{k}_\perp) \\
&\frac{1}{2} \sum_S \sum_\beta \sum_{ijkl} \delta_{QN} \Psi_{rS}^\dagger \left(\vec{k}_1, \{m_1, i, q\}; \vec{k}_3, \{m_3, k, \beta\}; -\vec{k}_3 - \vec{k}_1, m_n \right) \\
&\times T_{ij}^a T_{kl}^a V(\vec{k}_1, \vec{k}_3, \vec{q})_{m_1 m_2, m_3 m_4} \\
&\times \Psi_{rS} \left(\vec{k}_1 + \vec{q}, \{m_2, j, q\}; \vec{k}_3 - \vec{q}, \{m_4, l, \beta\}; -\vec{k}_3 - \vec{k}_1, m_n \right), \tag{7}
\end{aligned}$$

where $\sum_S = \sum_{S_z=-1,1}$ or $\sum_{S_y=-1,1} S_y$ for the BM and the Siverts function, respectively. The interaction here reads

$$V(\vec{k}_1, \vec{k}_3, \vec{q})_{m_1 m_2 m_3 m_4} = \frac{1}{q^2} \bar{u}_{m_1}(\vec{k}_1) \gamma^+ \Gamma^{f[h]} u_{m_2}(\vec{k}_1 + \vec{q}) \bar{u}_{m_3}(\vec{k}_3) \gamma^+ u_{m_4}(\vec{k}_3 - \vec{q}) \quad , \tag{8}$$

with $u(\vec{k})$ the four-spinor of the free quark states, arising from the Impulse Approximation analysis

In Refs. [22, 23, 24], the T-odd TMDs have been evaluated in both the MIT bag model and the NRCQM assuming initially an $SU(6)$ symmetry for the proton.

In the former case, the qualitative results are understood calculating the coefficients (4), in terms of which it is possible to realize what happens to the quark spins in the FSI process in a perfectly transparent way. In the latter case, one first has to re-express Eq. (7) in terms of the proton state. In spectroscopic notation and with the Jacobi coordinates, one has, using $SU(6)$ symmetry

$$|^2 S_{1/2}\rangle_S = \frac{e^{-(k_p^2 + k_\lambda^2)/\alpha^2}}{\pi^{3/2} \alpha^3} |\chi\rangle_S \quad , \tag{9}$$

where $|\chi\rangle_S$ is the standard $SU(6)$ vector describing the spin-flavor structure of the proton. In the bag model calculation, a non-zero Siverts function arises through the interference between the upper and lower components of the wave function. Something similar happens in the CQM. This time the interference is between the upper and lower components of the free spinors appearing as a consequence of the use of the Impulse Approximation (see Eqs. (6, 8) for the interaction and Refs. [22, 23, 24] for details). Two different spin combinations contribute to the Siverts function. One of them comes from the spin-flipping of the quark interacting with the photon, i.e. the Y term in the MIT bag calculation

$$f_{1T}^{\perp q}(x, k_T) = \frac{g^2 M E_P}{2 k_x} C^2 \int \frac{d^2 q_\perp}{(2\pi)^2} \frac{1}{q^2} [C_q^{-+} Y(\vec{q}_\perp, k_T) + C_q^{+-} U(\vec{q}_\perp, k_T)] \quad , \tag{10}$$

with C a normalization factor, C_q a weighting spin-flavor-color factor resulting from the matrix elements (4) and where $Y/U(\vec{q}_\perp, k_T)$ include the momentum dependent part.³

On the other hand, there are more spin combinations for the BM function.⁴ The first reason is that both non-flipping and double-flipping terms are important. The second reason is the sum

³ See Eqs. (8-9) of Ref. [23].

⁴ See Eq. (13) of Ref. [24].

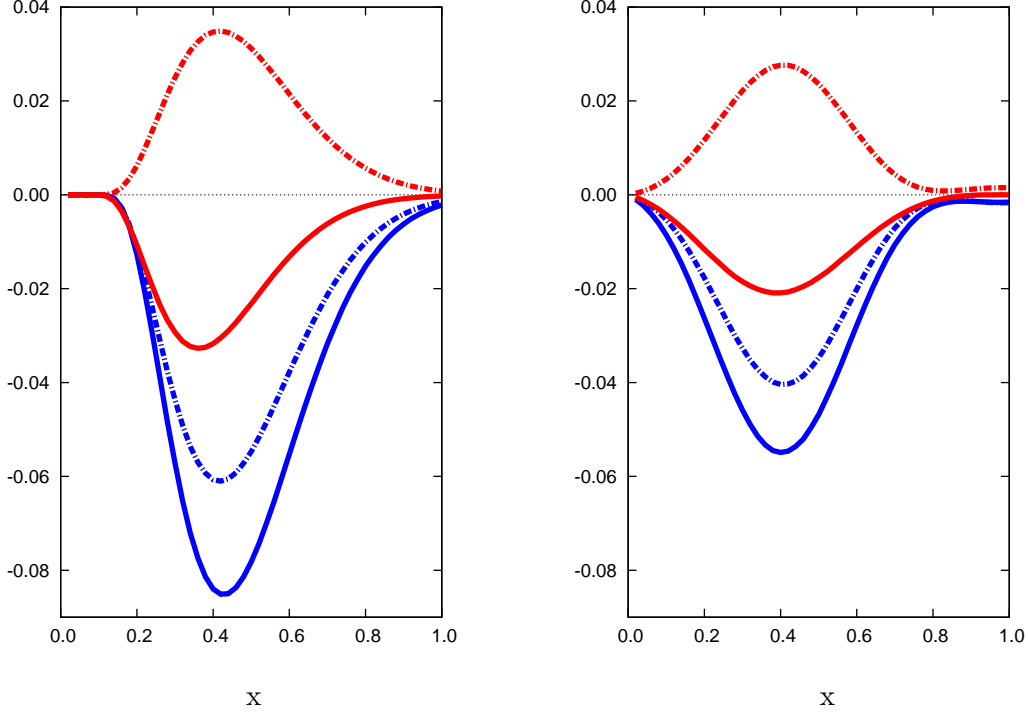


Figure 2. Comparison of the moments, $f(h)_{1T}^{\perp(1)u(d)}(x)$, Eq. (11), of the Siverts (red) and Boer-Mulders (blue) functions in the $SU(6)$ NR Constituent Quark Model (left) and the MIT bag model (right). Short-dashed curves represent the d -quark distributions; full curves the u -quark ones.

over the two spin states, i.e. $S_z = -1, 1$. Due to the spin-flavor-color coefficients, i.e., due to the $SU(6)$ symmetry assumption, the non-flipping term is more important than the double-flipping contribution. In effect, the latters are governed by the product of the two lower components of the bag wave function which encodes the most relativistic contribution arising in the MIT bag model. They turn out to be a few orders of magnitude smaller than the dominant ones, arising from the interference between the upper and lower parts of the bag wave function. This also happens if a proper non relativistic reduction of the gauge link, suitable for CQM calculations, is performed, justifying then the non relativistic approximation.

In Fig. 2 the “first moments” of the Siverts and the Boer-Mulders functions, i.e. the quantities

$$f_{1T}^{\perp(1)Q}(x) = \int d^2\vec{k}_T \frac{k_T^2}{2M^2} f_{1T}^{\perp Q}(x, k_T) , \quad (11)$$

are shown for u and d quarks in both the CQM and MIT bag model, using $\alpha_s(\mu_0^2)/(4\pi) \simeq 0.13$ [27].

In Fig. 3 it is shown, in the MIT bag model case, the effect of neglecting the possible contribution of a spin-flip of the spectator quark (the one with initial spin projection m_4 in Fig. 1), as was done in a previous calculation [15]. The proper inclusion of this term is crucial for the fulfillment of the Burkart Sum Rule, as it is explained here below.

The above-described formalism has been easily extended, in the NR case, to the model of Isgur and Karl [26], allowing for a weak $SU(6)$ breaking. The detailed procedure and the final expressions of the Siverts function in this model can be found in Ref. [22]. To evaluate numerically the Siverts and BM functions, the strong coupling constant g (i.e. $\alpha_s(Q^2)$) has to be fixed. The

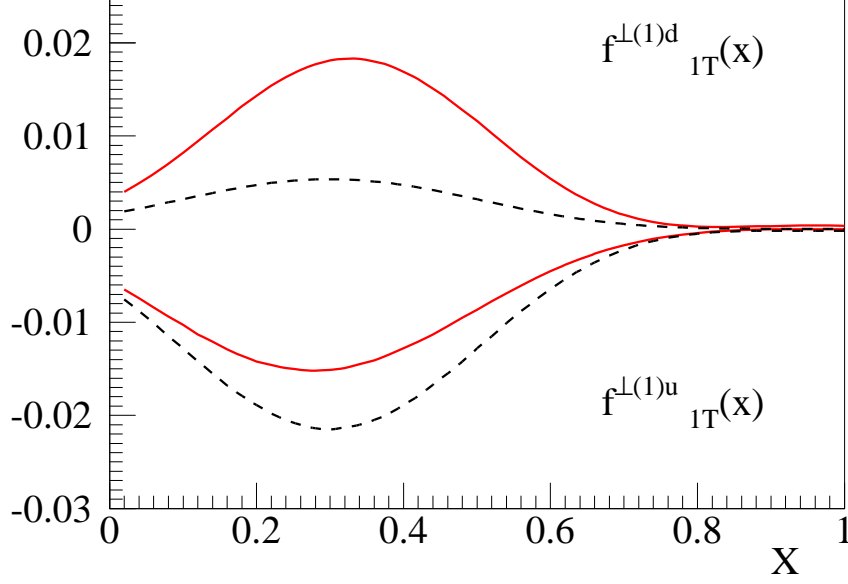


Figure 3. The quantity $f_{1T}^{\perp(1)u(d)}(x)$, Eq. (11). Dashed curve: the results in the MIT bag model at μ_0^2 , considering that a spin-flip can occur only for the interacting quark. Full curve: the same, evaluated properly taking into account also the possible spin-flip of the spectator quark.

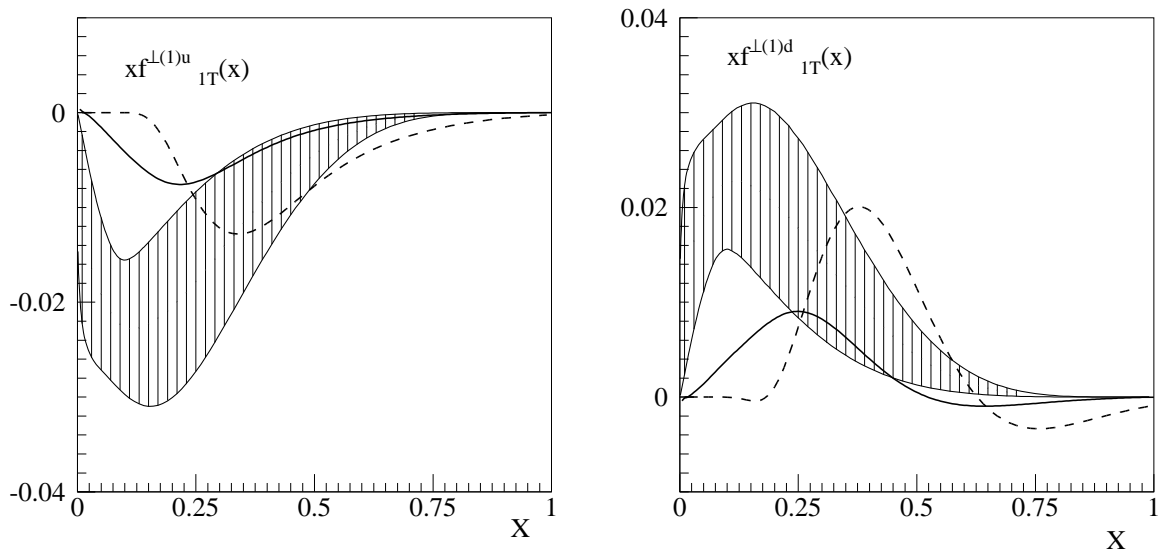


Figure 4. Left (right): the quantity $f_{1T}^{\perp(1)u(d)}(x)$, Eq. (11). Dashed curve: the result in the Isgur and Karl model at μ_0^2 . Full curve: the evolved distribution at NLO. Patterned area: the $1 - \sigma$ range of the best fit of the HERMES data proposed in Ref. [28].

prescription of Ref. [27]. is used to fix μ_0^2 , according to the amount of momentum carried by the valence quarks in the model. Here, assuming that all the gluons and sea pairs in the proton are produced perturbatively according to NLO evolution equations, in order to have $\simeq 55\%$ of the momentum carried by the valence quarks at a scale of 0.34 GeV^2 one finds that $\mu_0^2 \simeq 0.1 \text{ GeV}^2$ if $\Lambda_{QCD}^{NLO} \simeq 0.24 \text{ GeV}$. This yields $\alpha_s(\mu_0^2)/(4\pi) \simeq 0.13$ [27]. The results of the present approach for the first moments of the Sivers function are given by the dashed curves in Fig. 4, where they are compared with a parameterization of the HERMES data, taken at $Q^2 = 2.5 \text{ GeV}^2$. The patterned area represents the $1 - \sigma$ range of the best fit proposed in Ref. [28]. The results are close, in magnitude, to the data, although they have a different shape: the maximum (minimum) is predicted at larger values of x . Actually μ_0^2 is much lower, $Q^2 = 2.5 \text{ GeV}^2$. For a proper comparison, the QCD evolution from the model scale to the experimental one would be necessary. Unfortunately, the Sivers function is a TMD PDs and the evolution of this class of functions is, to a large extent, unknown. In order to have an indication of the effect of the evolution, a NLO evolution of the model results has been performed, assuming, for $f_{1T}^{\perp(1)Q}(x)$, the same anomalous dimensions of the unpolarized PDFs. From the final result (full curve in Fig. 2), one can see that the agreement with data improves dramatically and the trend is reasonably reproduced at least for $x \geq 0.2$. Although the performed evolution is not exact, the procedure highlights the necessity of evolving the model results to the experiment scale and it suggests that the present results could be consistent with data, still affected by large errors. A discussion concerning the use of perturbative methods to relate the scale of model calculations to the scale of experimental data, and its impact on the calculation of T-odd TMDs, has been recently presented in Ref. [29] The deep understanding of the QCD evolution of TMDs is progressing fast [30, 31, 32, 33, 34].

Let us see now how the results of the calculation compare with the Burkardt sum rule [35], which follows from general principles. The Burkardt Sum Rule (BSR) states that, for a proton polarized in the positive y direction, $\sum_{Q=u,d} \langle k_x^Q \rangle = 0$ with

$$\langle k_x^Q \rangle = - \int_0^1 dx \int d\vec{k}_T \frac{k_x^2}{M} f_{1T}^{\perp Q}(x, k_T) , \quad (12)$$

and must be satisfied at any scale. Within our scheme, at the scale of the model, it is found $\langle k_x^u \rangle = 10.85 \text{ MeV}$, $\langle k_x^d \rangle = -11.25 \text{ MeV}$ and, in order to have an estimate of the quality of the agreement of our results with the sum rule, we define the ratio $r = |\langle k_x^d \rangle + \langle k_x^u \rangle| / |\langle k_x^d \rangle - \langle k_x^u \rangle|$ obtaining $r \simeq 0.02$, so that one can say that the calculation fulfills the BSR to a precision of a few percent. One should notice that the agreement which is found is better than that found in previous model calculations, where the Sivers function for the flavor u was found to be proportional to that for the flavor d . For the MIT bag model, where the translational invariance is broken and the wave functions are not exact momentum eigenstates, the situation is slightly worse and the Sum Rule turns out to be violated of $\simeq 5 \%$ (one should realize anyway that, in a previous calculation without spin flip of the spectator quark, the violation was found to be $\simeq 60 \%$).

The recent calculation of Ref. [18], using overlaps of Light Cone Wave Functions in the Light Front of Dynamics, where the number of particles and the momentum sum rules are satisfied at the same time, fulfills the Burkart Sume Rule exactly, showing the importance of using exact momentum eigenstates in checking the transverse momentum of the quarks.

3. The Sivers function from neutron (^3He) targets

The experimental scenario which arises from the analysis of SIDIS off transversely polarized proton and deuteron targets is puzzling [36, 37]. With the aim at extracting the neutron information to shed some light on the problem, a measurement of SIDIS off transversely polarized

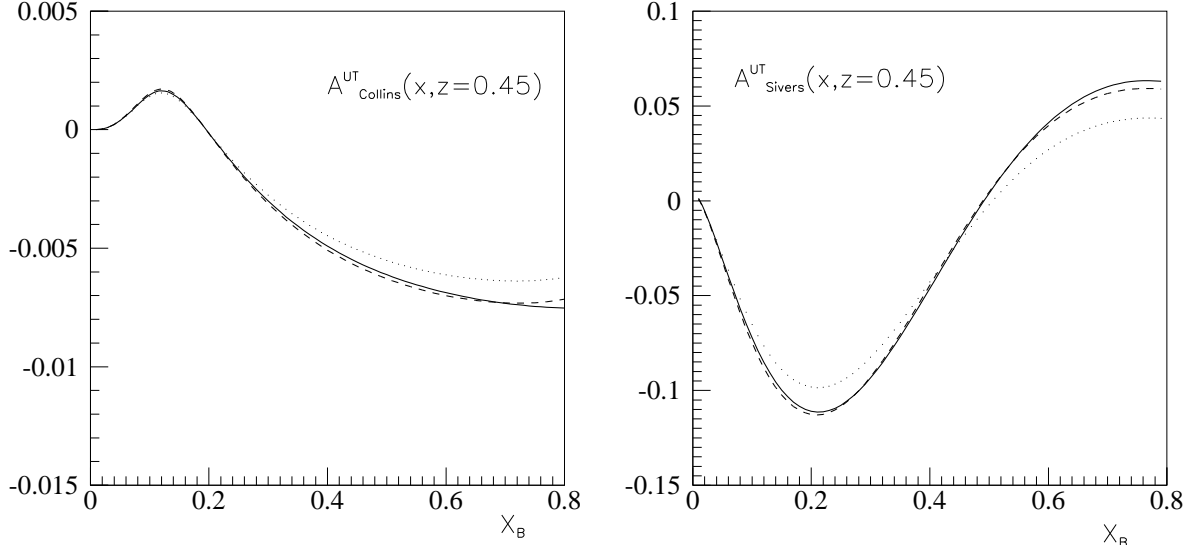


Figure 5. Left (right): the model neutron Collins (Sivers) asymmetry for π^- production (full) in JLab kinematics, and the one extracted from the full calculation taking into account the p_p (dashed), or neglecting it (dotted). The results are shown for $z=0.45$ and $Q^2 = 2.2 \text{ GeV}^2$, typical values in the kinematics of the JLab experiments.

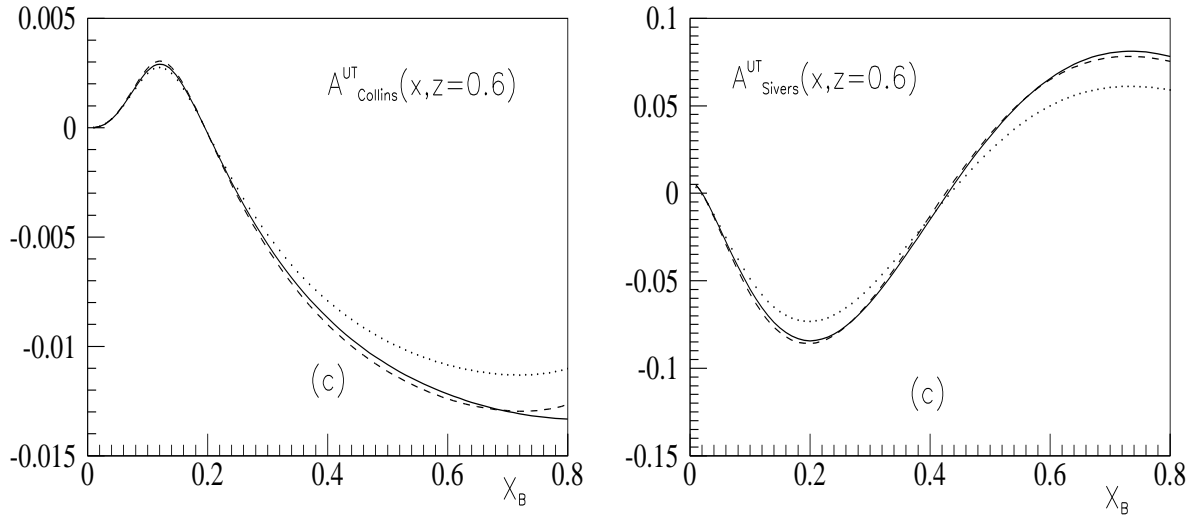


Figure 6. Left (right) The same as in Fig. 5, but at $z=0.6$, the maximum value accessed in the JLab experiments.

^3He has been addressed [38], and an experiment, planned to measure azimuthal asymmetries in the production of leading π^\pm from transversely polarized ^3He , has been just completed at Jefferson Lab, with a beam energy of 6 GeV [39]. Another experiment will be performed after the 12 GeV upgrade of JLab [40, 41]. Here, a realistic analysis of SIDIS off transversely polarized ^3He , presented in Ref. [42], is summarized. The formal expressions of the Collins and Sivers contributions to the azimuthal Single Spin Asymmetry (SSA) for the production of leading pions off ^3He have been derived, in impulse approximation (IA), including also the initial transverse momentum of the struck quark. The final equations are rather involved and they are not reported here. They can be found in [42]. The same quantities have been then evaluated in the kinematics of the planned JLab experiments. Wave functions [43] obtained within the AV18 interaction [44] have been used for a realistic description of the nuclear dynamics, using overlap integrals evaluated in Ref. [45], and the nucleon structure has been described by proper parameterizations of data [46] or suitable model calculations [47]. The crucial issue of extracting the neutron information from ^3He data will be now thoroughly discussed. As a matter of facts, a model independent procedure, based on the realistic evaluation of the proton and neutron polarizations in ^3He [48], called respectively p_p and p_n in the following, is widely used in inclusive DIS to take into account effectively the momentum and energy distributions of the polarized bound nucleons in ^3He . It is found that the same extraction technique can be applied also in the kinematics of the proposed experiments, although fragmentation functions, not only parton distributions, are involved, as it can be seen in Figs. 5 and 6. In these figures, the free neutron asymmetry used as a model in the calculation, given by a full line, is compared with two other quantities. One of them is:

$$\bar{A}_n^i \simeq \frac{1}{d_n} A_3^{exp,i} , \quad (13)$$

where i stands for ‘‘Collins’’ or ‘‘Sivers’’, $A_3^{exp,i}$ is the result of the full calculation, simulating data, and d_n is the neutron dilution factor. The latter quantity is defined as follows, for a neutron n (proton p) in ^3He :

$$d_{n(p)}(x, z) = \frac{\sum_q e_q^2 f^{q,n(p)}(x) D^{q,h}(z)}{\sum_{N=p,n} \sum_q e_q^2 f^{q,N}(x) D^{q,h}(z)} \quad (14)$$

and, depending on the standard parton distributions, $f^{q,N}(x)$, and fragmentation functions, $D^{q,h}(z)$, it is experimentally known (see [42] for details). \bar{A}_n^i is given by the dotted curve in the figures. The third curve, the dashed one, is given by

$$A_n^i \simeq \frac{1}{p_n d_n} \left(A_3^{exp,i} - 2p_p d_p A_p^{exp,i} \right) , \quad (15)$$

i.e. ^3He is treated as a nucleus where the effects of its complicated spin structure, leading to a depolarization of the bound neutron, together with the ones of Fermi motion and binding, can be taken care of by parameterizing the nucleon effective polarizations, p_p and p_n . One should realize that Eq. (13) is the relation which should hold between the ^3He and the neutron SSAs if there were no nuclear effects, i.e. the ^3He nucleus were a system of free nucleons in a pure S wave. In fact, Eq. (13) can be obtained from Eq. (15) by imposing $p_n = 1$ and $p_p = 0$. It is clear from the figures that the difference between the full and dotted curves, showing the amount of nuclear effects, is sizable, being around 10 - 15 % for any experimentally relevant x and z , while the difference between the dashed and full curves reduces drastically to a few percent, showing that the extraction scheme Eq. (15) takes safely into account the spin structure of ^3He , together with Fermi motion and binding effects. This important result is due to the peculiar kinematics of the JLab experiments, which helps in two ways. First of all, to favor pions from

current fragmentation, z has been chosen in the range $0.45 < z < 0.6$, which means that only high-energy pions are observed. Secondly, the pions are detected in a narrow cone around the direction of the momentum transfer. As it is explained in [42], this makes nuclear effects in the fragmentation functions rather small. The leading nuclear effects are then the ones affecting the parton distributions, already found in inclusive DIS, and can be taken into account in the usual way, i.e., using Eq. (15) for the extraction of the neutron information. In the figures, one should not take the shape and size of the asymmetries too seriously, being the obtained quantities strongly dependent on the models chosen for the unknown distributions [47]. One should instead consider the difference between the curves, a model independent feature which is the most relevant outcome of the present investigation. The main conclusion is that Eq. (15) will be a valuable tool for the data analysis of the experiments [39, 40].

While the analysis of Ref. [42] has been performed assuming the experimental set-up of the experiment described in Ref. [39], but using DIS kinematics, a further analysis is being carried on [49], to investigate possible nuclear effects related to the finite values of the momentum and energy transfers, Q^2 and ν , in the actual experiment. In Ref. [49], the description of Ref. [42] will be also improved, implementing a relativistic Light Front treatment to evaluate the nuclear polarized spectral function. Besides, the problem of possible effects beyond IA, such as final state interactions, will be addressed, and more realistic models of the nucleon structure, able to predict reasonable figures for the experiments, will be included in the general scheme.

Acknowledgments

I thank the organizers of the Conference for the kind invitation, A. Courtoy, F. Fratini and V. Vento for a fruitful and pleasant collaboration, A Del Dotto and G. Salmè for relevant discussions. This work is supported in part by the INFN-CICYT agreement.

References

- [1] Barone V, Drago A and Ratcliffe P 2002 *Phys. Rept.* **359** 1
- [2] Ciullo G, Contalbrigo M, Hasch D, Lenisa P 2009 *Proc. of the Second Workshop on Transverse Polarization Phenomena in Hard Processes, "Transversity 2008", Ferrara, Italy, 28-31 May 2008*, (Singapore: World Scientific).
- [3] Bacchetta A, Diehl M, Goeke K, Metz A, Mulders P.J. and Schlegel M 2007 *J. High Energy Phys.* JHEP **0702** 093
- [4] D'Alesio U and Murgia F 2008 *Prog. Part. Nucl. Phys.* **61** 394
- [5] Pasquini B, Cazzaniga S and Boffi S 2008 *Phys. Rev. D* **78** 034025
- [6] Mulders P.J. and Tangerman R.D. 1996 *Nucl. Phys. B* **461** 197 [Erratum-ibid. 1997 B **484** 538]
- [7] Cahn R. N. 1978 *Phys. Lett. B* **78** 269
- [8] Sivers D.W. 1990 *Phys. Rev. D* **41** 83; 1991 *Phys. Rev. D* **43** 261
- [9] Boer D. and Mulders P.J. 1998 *Phys. Rev. D* **57** 5780
- [10] Brodsky S J, Hwang D S and Schmidt I 2002 *Phys. Lett. B* **530** 99
- [11] Bacchetta A, D'Alesio U, Diehl M and Miller C A 2004 *Phys. Rev. D* **70** 117504
- [12] Brodsky S J, Hoyer P, Marchal N, Peigne S and Sannino F 2002 *Phys. Rev. D* **65** 114025
- [13] Collins J C 2002 *Phys. Lett. B* **536** 43
- [14] Belitsky A V, Ji X and Yuan F 2003 *Nucl. Phys. B* **656** 165
- [15] Yuan F 2003 *Phys. Lett. B* **575** 45
- [16] Gamberg L.P., Goldstein G.R. and Schlegel M 2008 *Phys. Rev. D* **77** 094016
- [17] Bacchetta A, Conti F and Radici M 2008 *Phys. Rev. D* **78** 074010
- [18] Pasquini B and Yuan F 2010 *Phys. Rev. D* **81** 114013
- [19] Barone V, Melis S and Prokudin A 2010 *Phys. Rev. D* **81** 114026
- [20] Boer D 2011 On a possible node in the Sivers and Qiu-Sterman functions *Preprint* arXiv:1105.2543 [hep-ph]
- [21] Bacchetta A and Radici M 2011 Constraining quark angular momentum through semi-inclusive measurements *Preprint* arXiv:1107.5755 [hep-ph]
- [22] Courtoy A, Fratini F, Scopetta S and Vento V 2008 *Phys. Rev. D* **78** 034002
- [23] Courtoy A, Scopetta S and Vento V 2009 *Phys. Rev. D* **79** 074001
- [24] Courtoy A, Scopetta S and Vento V 2009 *Phys. Rev. D* **80** 074032

- [25] Jaffe R L 1975 *Phys. Rev. D* **11** 1953
- [26] Isgur N and Karl G 1978 *Phys. Rev. D* **18** 4187; 1979 *Phys. Rev. D* **19** 2653 [Erratum-ibid. 1981 D **23** 817]
- [27] Traini M, Mair A, Zambarda A and Vento V 1997 *Nucl. Phys. A* **614** 472
- [28] Efremov A V, Goeke K, Menzel S, Metz A and Schweitzer P 2005 *Phys. Lett. B* **612** 233; Collins J C, Efremov A V, Goeke K, Menzel S, Metz A and Schweitzer P 2006 *Phys. Rev. D* **73**, 014021
- [29] Courtoy A Scopetta S and Vento V 2011 *Eur. Phys. J. A* **47** 49
- [30] Ceccopieri F A and Trentadue L 2008 *Phys. Lett. B* **660** 43
- [31] Kang Z B and Qiu J W 2009 *Phys. Rev. D* **79** 016003
- [32] Zhou J Yuan F and Liang Z T 2009 *Phys. Rev. D* **79** 114022
- [33] Vogelsang W and Yuan F 2009 *Phys. Rev. D* **79** 094010
- [34] Cherednikov I O, Karanikas A I and Stefanis N G 2010 *Nucl. Phys. B* **840** 379
- [35] Burkardt M 2004 *Phys. Rev. D* **69** 091501; *Phys. Rev. D* **69** 057501
- [36] Airapetian A *et al.* [HERMES Collaboration] 2005 *Phys. Rev. Lett.* **94** 012002
- [37] Alexakhin V Y *et al.* [COMPASS Collaboration] 2005 *Phys. Rev. Lett.* **94**, 202002
- [38] Brodsky S J and Gardner S 2006 *Phys. Lett. B* **643** 22
- [39] Qian X *et al.* 2011 Single Spin Asymmetries in Charged Pion Production from Semi-Inclusive Deep Inelastic on a Transversely Polarized ^3He Target *Preprint* arXiv:1106.0363v3 [nucl-ex]
- [40] Gao H *et al.* 2011 *Eur. Phys. J. Plus* **126**, 2
- [41] Del Dotto A., Master Thesis, Università di Roma “La Sapienza”, 2011 (unpublished).
- [42] Scopetta S. 2007 *Phys. Rev. D* **75** 054005
- [43] Kievsky A, Viviani M and Rosati S 1994 *Nucl. Phys. A* **577** 511
- [44] Wiringa R B, Stocks V G J and Schiavilla R 1995 *Phys. Rev. C* **51** 38
- [45] Kievsky A, Pace E, Salmè G, and Viviani M 1997 *Phys. Rev. C* **56** 64 Pace E, Salmè G, Scopetta S and Kievsky A 2001 *Phys. Rev. C* **64** 055203
- [46] Anselmino M, Boglione M, D’Alesio U, Kotzinian A, Murgia F and Prokudin A 2005 , *Phys. Rev. D* **71** 074006; 2005 *Phys. Rev. D* **72** 094007 [2005 Erratum-ibid. D **72** 099903].
- [47] Amrath D, Bacchetta A and Metz A 2005 *Phys. Rev. D* **71** 114018
- [48] Ciofi degli Atti C, Scopetta S, Pace E and Salmè G 1993 *Phys. Rev. C* **48** 968
- [49] Del Dotto A, Salmè G and Scopetta S, in preparation.