

# Neutrino Velocity Anomalies: A Resolution without a Revolution

Dmitry V. Naumov<sup>1,\*</sup> and Vadim A. Naumov<sup>2,†</sup>

<sup>1</sup>*Dzhelepov Laboratory of Nuclear Problems, Joint Institute for Nuclear Research, RU-141980 Dubna, Russia*

<sup>2</sup>*Bogoliubov Laboratory of Theoretical Physics, Joint Institute for Nuclear Research, RU-141980 Dubna, Russia*

(Dated: February 18, 2022)

We argue that the neutrino advance of time observed in MINOS and OPERA experiments can be explained in the framework of the standard relativistic quantum theory as a manifestation of the large effective transverse size of the eigenmass neutrino wavepackets.

PACS numbers: 14.60.Lm, 14.60.Pq, 13.15.+g

Keywords: Neutrino; Charged currents; relativity; wavepacket;

## INTRODUCTION

Recently, OPERA Collaboration reported that neutrinos from CERN arrive to the Gran Sasso Underground Laboratory by  $(60.7 \pm 6.9_{\text{stat.}} \pm 7.4_{\text{sys.}})$  ns earlier than expected for almost massless particles [1]. MINOS Collaboration also observed [2] an earlier arrival of neutrinos from FNAL to the Soudan Underground Laboratory by  $(126 \pm 32_{\text{stat.}} \pm 64_{\text{sys.}})$  ns (68% C.L.). The experiments have similar distances of about 730 km between the neutrino production and detection regions but different mean neutrino energies (17 and 3 GeV for, respectively, CNGS and NuMI beams) and different neutrino flavor compositions of the beams. These remarkable results, being interpreted in terms of neutrino velocity  $v_\nu$ , suggest a superluminal motion of neutrinos with [3]

$$v_\nu = 1 + \begin{cases} (5.1 \pm 2.9) \times 10^{-5} & (\text{MINOS}), \\ (2.48 \pm 0.41) \times 10^{-5} & (\text{OPERA}). \end{cases}$$

At the first blush this interpretation breaks the relativity principle – one of the basis of modern physics. We will however argue that an earlier arrival of neutrinos could be understood without any violation of relativity, causality and other fundamental physical concepts and is just a manifestation of quantum nature of neutrino. Namely, we will try to demonstrate that the observed effect can be at least qualitatively explained by taking into account that the quantum states of neutrinos with definite (small) masses are described by the relativistic wavepackets having a finite and in fact very large effective transversal size. Necessity of a wavepacket description of neutrino propagation in vacuum and matter is now well understood (while not yet commonly accepted) in the theory of neutrino flavor transitions (“oscillations”) based on quantum mechanics or quantum field theory.

## NEUTRINO WAVEPACKET

Any wavepacket can be conventionally characterized by a most probable 4-momentum, 4-coordinate, and a set of parameters governing the shape of the packet in

the phase space. Apparently, a spherically symmetric wavepacket with an effective spatial “size”  $\sigma_x$  and momentum “width”  $\sigma_p \sim 1/\sigma_x$  in its rest-frame becomes asymmetrical if it is boosted with a Lorentz factor  $\Gamma \gg 1$ . The wavepacket spatial size in the boost direction shrinks as  $\sigma_x/\Gamma$  remaining unchanged in the transverse plane. The momentum width increases in the boost direction as  $\sigma_p\Gamma$  remaining the same in the transverse plane. In our previous paper [4] we developed a covariant field-theoretical approach to neutrino oscillations which operates with the relativistic wavepackets describing initial and final states of particles involved into the production and detection of neutrino. The neutrino in this approach is described as a virtual mass eigenfield travelling between the macroscopically separated production and detection vertices of Feynman graphs. Thus we make no any assumption about its wavefunction. Instead, within our formalism we compute the neutrino wavefunction which turns out to be a wavepacket with spatial and momentum widths defined and functionally dependent on those of the particles involved into the neutrino production and detection subprocesses. Explicitly, up to a coordinate independent spinor factor, the effective (outgoing) neutrino wavefunction reads [5]

$$\psi_\nu^* = e^{iE_\nu(x_0 - \mathbf{v}_\nu \mathbf{x}) - \sigma_\nu^2 \Gamma_\nu^2 (\mathbf{x}_\parallel - \mathbf{v}_\nu x_0)^2 - \sigma_\nu^2 \mathbf{x}_\perp^2}. \quad (1)$$

Here  $x_0$  is the time,  $\mathbf{x}_\parallel$  and  $\mathbf{x}_\perp$  are, respectively, the longitudinal and transverse (relative to the mean velocity vector  $\mathbf{v}_\nu = \mathbf{p}_\nu/E_\nu$ ) spatial coordinates of the geometric center of the neutrino packet ( $x_0$  and  $\mathbf{x}_\parallel + \mathbf{x}_\perp$  form a 4-vector);  $E_\nu = \sqrt{\mathbf{p}_\nu^2 + m_\nu^2}$ , and  $m_\nu$  is the mass of the neutrino mass eigenfield. In the most general case, the “spread”  $\sigma_\nu$  is a Lorentz invariant function of the most probable 3-momenta  $\mathbf{p}_\varkappa$ , masses  $m_\varkappa$ , and momentum spreads  $\sigma_\varkappa = \text{const}$  of all external in and out particles  $\varkappa$  involved into the neutrino production-detection process which are described as asymptotically free relativistic wavepackets. It is shown in Ref. [4] that the center of any external wavepacket moves *in the mean* along the classical trajectory  $\langle \mathbf{x}_\varkappa \rangle = \tilde{\mathbf{x}}_\varkappa + \mathbf{v}_\varkappa x_\varkappa^0$  conserving energy, momentum and effective volume ( $\propto 1/\sigma_\varkappa^3$ ); under certain conditions the packets remain stable (nondiffusent) dur-

ing the times much longer than their mean lifetimes (in case of unstable particles) or the mean time between the two successive collisions in the relevant ensemble (in case of stable particles).

Considering that the two-body decays of pions and kaons are the main processes of neutrino production in the MINOS and OPERA experiments, we can neglect the contributions into  $\sigma_\nu$  coming from the particles, interacting with neutrinos in the detector (reasonably assuming that their 4-momentum spreads are much larger than  $\sigma_\pi$ ,  $\sigma_K$  and  $\sigma_\mu$ ). With this simplification, it can be proved that

$$\sigma_\nu^2 \approx m_\nu^2 \left( \frac{m_a^2}{\sigma_a^2} + \frac{m_\mu^2}{\sigma_\mu^2} \right)^{-1}, \quad a = \pi \text{ or } K.$$

Then from the above-mentioned conditions of stability for the meson and muon wavepackets it follows that  $\sigma_\nu$  must satisfy the following conditions

$$\sigma_\nu^2 \ll m_\nu^2 \left( \frac{m_\mu}{\Gamma_\mu} + \frac{m_a}{\Gamma_a} \right)^{-1},$$

where  $\Gamma_a = 1/\tau_a$  and  $\Gamma_\mu = 1/\tau_\mu$  are the full decay widths of the meson  $a$  and muon. Considering that for *any* known meson  $m_\mu/\Gamma_\mu \gg m_a/\Gamma_a$ , we conclude that

$$\sigma_\nu^2/m_\nu^2 \ll \Gamma_\mu/m_\mu \approx 2.8 \times 10^{-18}. \quad (2)$$

Therefore the neutrino momentum uncertainty is fantastically small [6]. From (2) one can immediately derive the lower bounds for the effective spatial dimensions of the neutrino wavepacket:

$$d_\perp \gg \left( \frac{0.1 \text{ eV}}{m_\nu} \right) \text{ km},$$

$$d_\parallel = \frac{d_\perp}{\Gamma_\nu} \gg 10^{-2} \left( \frac{10 \text{ GeV}}{E_\nu} \right) \left( \frac{0.1 \text{ eV}}{m_\nu} \right) \mu\text{m},$$

So the neutrino wavepacket appears as a huge but superfine disk of microscopic (energy dependent) thickness in longitudinal direction, comparable with the thickness of a soap-bubble skin, and macroscopically large (energy independent) diameter in the transverse plane [7].

This is a key point in interpretation of the experiments with earlier arrival of neutrino signal.

## QUALITATIVE ESTIMATIONS

In fact, neutrinos produced at accelerators arrive to the detector site widely distributed across the plane transverse to the beam axis. Those neutrinos which were misaligned with the neutrino detector nevertheless do have a chance to interact within the detector due to macroscopically large transverse size of its wavefunction. Moreover, its interaction probability very weakly depends on the

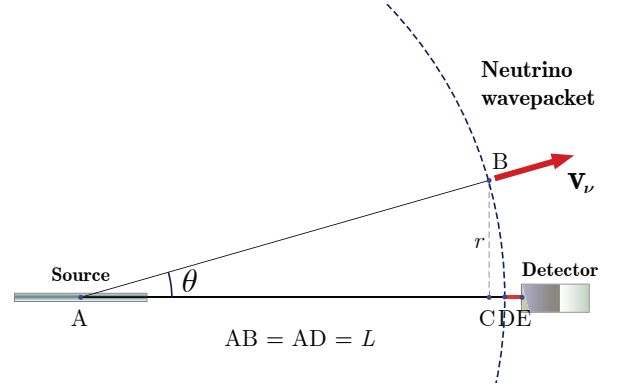


FIG. 1. Neutrinos are emitted from the “Source” and are registered in the “Detector”. The centers of the neutrino wavepackets will arrive at the points B and D simultaneously, while the signal from the neutrino wavepacket (shown as an extremely oblate spheroid) which moves under the angle  $\theta = \angle BAC$  to the beam axis will arrive earlier since  $DE > 0$ . Neutrino velocity vector  $\mathbf{v}_\nu$  lies in the plane of the figure. Proportions do not conform to reality.

misalignment distance  $r = BC$  (see Fig. 1) if it is small compared to  $d_\perp$ . As is seen from Fig. 1, the misaligned neutrinos will interact *systematically earlier* than those moving along the beam axis, due to the huge transverse width of their wavefunctions. The school-level planimetry suggests that the advancing time is given by

$$\delta t = L(1/\cos\theta - 1) \approx r^2/(2L). \quad (3)$$

Here we assume that (i)  $1 - v_\nu \ll 1$ , (ii) the neutrino wavepacket effective width is much larger than the detector dimensions, and (iii)  $\theta \ll 1$ . Substituting numbers into (3) one obtains Fig. 2 from which quantitative estimates for the time advance as a function of  $r$  could be drawn. For instance, a neutrino packet which moves 3 km away from the detector will come earlier by about 20 ns than that moving directly to the detector.

What is the probability to find a neutrino at a distance  $r$  from the beam axis? This could be estimated taking into account that neutrino production is dominated by two-particle decays of pions and kaons. The angular distribution of massless neutrinos from these decays is well known:

$$\frac{dI}{d\Omega} = \frac{1 - v_a^2}{4\pi(1 - v_a \cos\theta)^2} \approx \frac{1}{\pi(1 + \Gamma_a^2 \theta^2)^2}. \quad (4)$$

Here  $\theta$  is the angle between the momenta of the meson  $a$  and neutrino ( $0 \leq \theta \leq \pi$ ),  $v_a$  is the meson velocity, and  $\Gamma_a = (1 - v_a^2)^{-1/2} = E_a/m_a$ . The second approximate equality in Eq. (4) holds for small angles and relativistic meson energies ( $\theta \ll 1$ ,  $4\Gamma_a^2 \gg 1$ ). In the latter case, the main contribution to the neutrino event rate comes from the narrow cone  $\theta \lesssim 1/\Gamma_a$ . Considering that the

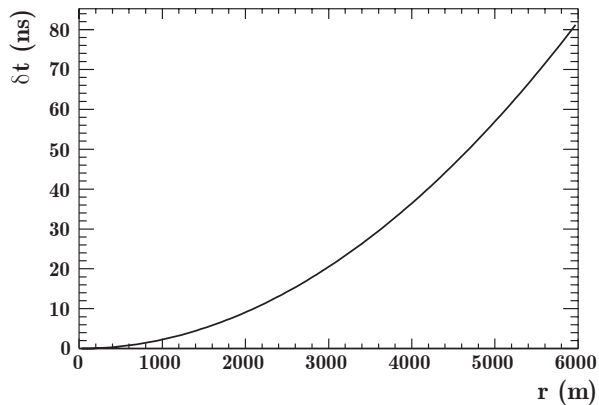


FIG. 2. Advance  $\delta t$  as a function of  $r$ .

mean neutrino energy,  $\bar{E}_\nu$ , from the muonic decay of a meson with energy  $E_a$  is  $\bar{E}_\nu = \Gamma_a E_\nu^{(a)}$ , where  $E_\nu^{(a)} = (m_a^2 - m_\mu^2)/(2m_a)$  is the neutrino energy in the rest frame of the particle  $a$ , the characteristic angle can be defined as  $\theta_{(a)} = E_\nu^{(a)}/\bar{E}_\nu$ .

In the case of OPERA, one can (very) roughly estimate the characteristic angles for the “low-energy” (LE) range ( $E_\nu < 20$  GeV,  $\bar{E}_\nu \approx 13.9$  GeV) and “high-energy” (HE) range ( $E_\nu > 20$  GeV,  $\bar{E}_\nu \approx 42.9$  GeV), assuming that the main neutrino sources in these ranges are, respectively,  $\pi_{\mu 2}$  and  $K_{\mu 2}$  decays:

$$\begin{aligned}\theta_{\text{LE}} &\gtrsim \theta_{(\pi)} = 2.1 \times 10^{-3}, \\ \theta_{\text{HE}} &\lesssim \theta_{(K)} = 5.5 \times 10^{-3}.\end{aligned}$$

This provides us with an order-of-magnitude estimate of the mean values of  $r$  and advancing times  $\delta t$ :

$$\begin{aligned}r_{\text{LE}} &\gtrsim 1.7 \text{ km}, & r_{\text{HE}} &\lesssim 11 \text{ km}; \\ \delta t_{\text{LE}} &\gtrsim 5.6 \text{ ns}, & \delta t_{\text{HE}} &\lesssim 36.7 \text{ ns}.\end{aligned}$$

Since the LE and HE ranges contribute almost equally to the CNGS  $\nu_\mu$  beam, there must be a definite trend towards earlier neutrino arrival to OPERA with approximately 21 ns mean time-shift and a “tail” or, better to say, “fore” of the same order coming from the “edges” of the CNGS beam.

Similar estimation for the low-energy NuMI beam at Fermilab producing neutrinos for the MINOS experiment can be done with a better accuracy, since the  $\pi_{\mu 2}$  decay is here the dominant source of neutrinos and the radial distribution of the beam is expected to be very flat. So, by using  $\bar{E}_\nu = 3$  GeV we obtain

$$r \approx 36.2 \text{ km}, \quad \delta t \approx 120.7 \text{ ns}. \quad (5)$$

The latter number is in surprisingly good agreement with the MINOS observation. Obviously, MINOS should observe at the average a much earlier arrival of neutrinos, in comparison with OPERA, because of the lower mean

neutrino energy which corresponds to a wider transverse beam distribution and hence to a larger input from the misaligned neutrinos.

## NUMERICAL RESULTS

Let us reevaluate the estimates given above with a somewhat detailed but still simplified calculation. In particular, we could profit from the simulation of expected radial distribution of  $\nu_\mu$  charged current (CC) events performed by the OPERA Collaboration [8]. This distribution ( $P_{\text{CC}}(r)$ ) which we digitalized for our purposes is displayed in Fig. 3. Being dominated by the  $\pi_{\mu 2}$  and  $K_{\mu 2}$  decays, the transverse beam size at Gran Sasso is of the order of kilometres and the full width at half maximum of the distribution is about 2.8 km.

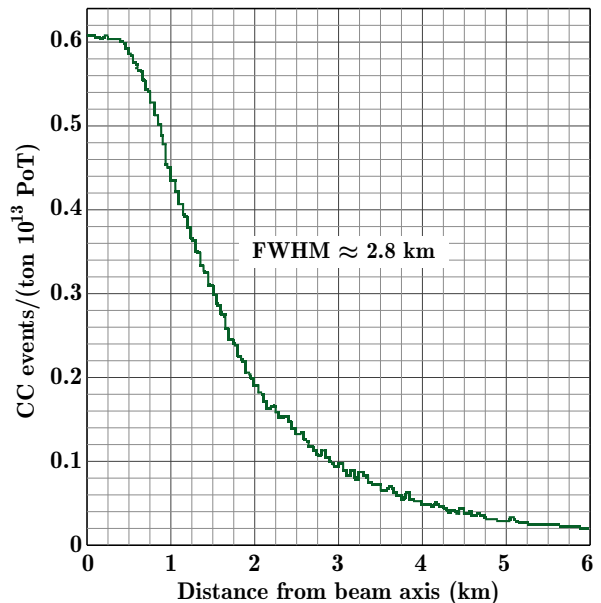


FIG. 3. Probability of neutrino charged current interactions expected in OPERA as function of  $r$ .

The distribution  $P_{\text{CC}}(r)$  transformed (with help of Eq. (3)) into the  $\delta t$  distribution as

$$P_{\text{CC}}(\delta t) = \frac{r P_{\text{CC}}(r(\delta t))}{\int_0^\infty dr r P_{\text{CC}}(r)}$$

is shown in Fig. 4. Its average  $\langle \delta t \rangle$  is about 20 ns with similar variance and with the tail extending up to about 100 ns. Figure 5 shows the integral distribution

$$P_{\text{CC}}(< \delta t) = \int_0^{\delta t} dt' P_{\text{CC}}(t').$$

Examination of Fig. 5 suggests that all CC events roughly equally populate the following intervals in  $\delta t$ : (0, 20) ns, (20, 45) ns, and (45, 100) ns.

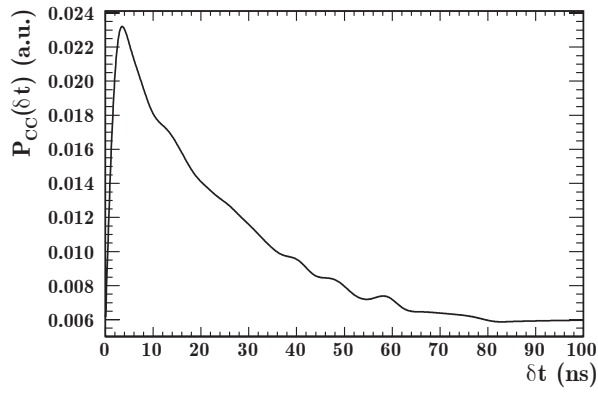


FIG. 4. Advance  $\delta t$  distribution expected in OPERA.

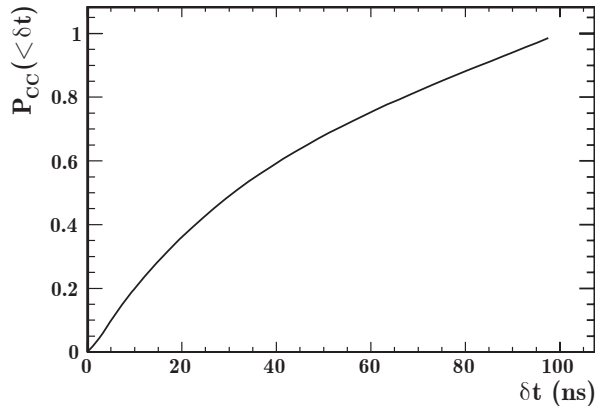


FIG. 5.  $P_{CC}(< \delta t)$  distribution expected in OPERA.

Finally, we compute the expected time distribution in OPERA,  $g(t)$ , as a convolution of the probability density function of arrival time  $f(t)$  shown in top panel of Fig. 6 as solid line, taking into account an earlier arrival of neutrino signal as follows:

$$g(t) = \frac{\int_0^\infty f(t + \delta t(r)) P_{CC}(r) r dr}{\int_0^\infty P_{CC}(r) r dr}.$$

The resulting curve  $g(t)$  is displayed superimposed in the top panel of Fig. 6 by dashed line. As is seen, on the average, it is shifted to the left by about 20 ns. However, and this is even more important, the left front of the signal is shifted by a larger amount as it accumulates the advance effect from the total  $f(t)$  distribution. One could verify that the solid and dashed lines shown in the bottom panel of Fig. 6 for the left front of the OPERA time distribution is shifted by about 50 ns (up to 60 ns on the tail) to the left, while the right front is shifted only by 20–25 ns. In other words, the impact of the misaligned neutrinos is predicted to be asymmetric in time.

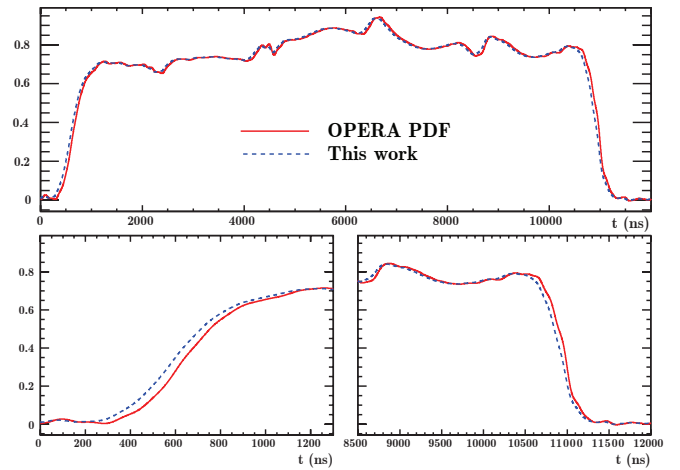


FIG. 6. Top panel: time probability density function for the first beam extraction taken as an example, expected by the OPERA Collaboration [1] and our calculation. In both cases, the systematic “instrumental” shift is not shown since it does not change the shape of the curves. Bottom left and right panels: zooms of the top panel for the left and right fronts of the signal, respectively.

In the likelihood fit of the time distribution performed by the OPERA Collaboration the fronts of the time distribution statistically play the major role. Therefore, the time distortion evaluated in the present work seem to explain the OPERA observations without any model parameter and without introducing superluminal neutrinos or other exotics.

## CONCLUSIONS

Large transverse size of the neutrino wavepacket and uncollimated beam of neutrinos seem to explain the earlier arrival of the neutrino signal in OPERA and MINOS. The neutrino signal is estimated to arrive in advance by about 20 ns in the mean (with a similar variance) for OPERA and by about 120 ns for MINOS. In the case of the OPERA experiment only this effect essentially reduces the statistical significance of its observation. Moreover, we have evaluated the expected time distribution of the neutrino arrival in OPERA and obtained that the left and right fronts are shifted to the left by about 50–60 ns and 20–25 ns, respectively. This probably explains the observed anomaly all-in-all without any exotic hypothesis, like Lorentz violation and so on. Let us underline that in our calculations we do not use any adjustable parameter. In the case of the MINOS experiment there is also a surprisingly good agreement between our expectation (5) and experimental result. Therefore, we argue that observations of superluminal neutrinos by the OPERA and MINOS experiments can be treated as a

manifestation of the huge transverse size of the neutrino wavefunction. This kind of effects could be investigated in the future experiments (in particular, in the off-axis neutrino experiments) with more details in order to prove or disprove our explanation.

Let us note that one should not expect an increase in the number of neutrino induced events due to the misaligned neutrino interactions because this effect will be compensated by the corresponding decrease of the number of aligned neutrinos.

Let us briefly discuss the situation with the observed (anti)neutrino signal from SN1987A. A proper treatment of these neutrinos should take care about the dispersion of the neutrino wavepackets at astronomical distances. Deliberately neglecting the dispersion, it appears that any terrestrial detector is sensitive only to the aligned neutrinos, since the misaligned neutrinos will have negligible impact due to the smallness of their wavepacket transverse size relative to the astrophysical scale of about 50 kps. Therefore, no advance signal should be expected. However this problem is not so simple and needs in a more detailed theoretical analysis.

This work was supported by the Federal Target Program “Scientific and scientific-pedagogical personnel of the innovative Russia”, contract No. 02.740.11.5220.

---

\* dnaumov@jinr.ru

† vnaumov@theor.jinr.ru

- [1] T. Adam *et al.* (OPERA Collaboration), arXiv:1109.4897 [hep-ex].
- [2] P. Adamson *et al.* (MINOS Collaboration), Phys. Rev. D **76**, 072005 (2007) [arXiv:0706.0437 [hep-ex]].
- [3] The MINOS Collaboration providently concludes that their measurement is consistent with the speed of light to less than  $1.8\sigma$  and the corresponding 99% C.L. bounds on  $v_\nu$  are  $-2.4 \times 10^{-5} < v_\nu - 1 < 12.6 \times 10^{-5}$ .
- [4] D. V. Naumov, V. A. Naumov, J. Phys. G **G37**, 105014 (2010) [arXiv:1008.0306 [hep-ph]].
- [5] In fact expression (1) has a limited range of applicability which is however deliberately comprises all terrestrial neutrino experiments.
- [6] By the way, Eq. (2) explains a success of the naive quantum-mechanical approach to neutrino oscillations which is explicitly based on the assumption that the massive neutrinos have definite 3-momenta and thus can be described by plain waves (infinitely large mathematical artifacts).
- [7] Note that the acceptable effective transverse dimensions of “normal” particle states (or, that is the same, the effective diameters of the packets in the intrinsic frame of reference) are not so huge as for neutrinos. For example, the limiting dimensions (minimal effective diameters of the wavepackets, necessary to keep them stable during the life of the particles) should be of the order of  $10^{-5}$ ,  $10^{-4}$ , and  $10^{-8}$  cm for  $\pi^\pm$ ,  $\mu^\pm$ , and  $\tau^\pm$ , respectively. These dimensions are probably hard to measure in the current particle scattering experiments, since the wavepackets are reduced due to any measurement (interaction). Neutrinos provide the only (as yet) tool for such measurements, which are believed to be already realized by the MINOS and OPERA experiments.
- [8] <http://proj-cnsgs.web.cern.ch/proj-cnsgs/Beam%20Performance/Ne>