

The phase structure of a chiral model with dilatons in hot and dense matter

Chihiro Sasaki¹ and Igor Mishustin^{1,2}

¹*Frankfurt Institute for Advanced Studies, D-60438 Frankfurt am Main, Germany*

²*Kurchatov Institute, Russian Research Center, Moscow 123182, Russia*

(Dated: February 5, 2022)

We explore the phase structure of a chiral model of constituent quarks and gluons implementing scale symmetry breaking at finite temperature and chemical potential. In this model the chiral dynamics is intimately linked to the trace anomaly saturated by a dilaton field. The thermodynamics is governed by two condensates, thermal expectation values of sigma and dilaton fields, which are the order parameters responsible for the phase transitions associated with the chiral and scale symmetries. Within the mean field approximation, we find that increasing temperature a system experiences a chiral phase transition and then a first-order phase transition of partial scale symmetry restoration characterized by a melting gluon-condensate takes place at a higher temperature. There exists a region at finite chemical potential where the scale symmetry remains dynamically broken while the chiral symmetry is restored. We also give a brief discussion on the sigma-meson mass constrained from Lattice QCD.

PACS numbers: 12.39.Fe, 12.39.Mk, 12.38.Mh

1. INTRODUCTION

Effective theories of strongly interacting matter are expected to capture non-perturbative aspects of QCD in low-energy domain. They are constructed based on global symmetries of QCD Lagrangian and their breaking pattern. In the limit of massless quarks the Lagrangian possesses the chiral symmetry and scale invariance, both of which are dynamically broken in the physical vacuum due to the strong interaction. The QCD trace anomaly signals the emergence of a scale at the quantum level from the theory without any dimension-full parameters [1]. Thus spontaneous chiral symmetry breaking, which gives rise to a nucleon mass, and the trace anomaly are closely linked to each other [2] and dynamical scales in hadronic systems are considered to originate from them. How they behave under extreme conditions such as high temperature and density is one of the main issues in QCD [3].

The trace anomaly has been implemented in a chiral Lagrangian by introducing a dilaton (or glueball) field representing the gluon condensate $\langle G_{\mu\nu}G^{\mu\nu} \rangle$ [4]. Thermodynamics of the dilatons at finite temperature and density has also been explored and the deconfinement phase transition was studied [5]. Incorporating the QCD scaling properties into a non-linear chiral Lagrangian, the in-medium scaling associated with chiral symmetry restoration, BR scaling [6], was introduced and some related works have been carried out [7, 8]. Besides, along with the Lattice QCD computations, pure gluon dynamics at finite temperature has been formulated in several approaches [9–13].

In this paper we introduce a model of constituent quarks and gluons implementing chiral and scale invariance in such a way that the model mimics the non-perturbative nature of QCD in low energies. We will explore the thermodynamics and constrain the sigma meson mass utilizing the QCD trace anomaly extracted from Lattice QCD [12]. Imposing field theoretical require-

ments on the anomaly matching, we will give a suggestive phase diagram of QCD.

2. A TOY MODEL

In this section we briefly introduce our model for constituent quarks and gluons restricting to a system with two flavors.

Scale invariance is implemented in a linear sigma model via the following Lagrangian ^{#1}:

$$\begin{aligned}\mathcal{L} &= \bar{q}i\cancel{\partial}q + G_S\bar{q}(\sigma + i\vec{\tau}\cdot\vec{\pi})q \\ &\quad + \frac{1}{2}(\partial_\mu\sigma\partial^\mu\sigma + \partial_\mu\pi\partial^\mu\pi) \\ &\quad + \frac{1}{2}\partial_\mu\chi\partial^\mu\chi - V_\sigma - V_\chi, \\ V_\sigma &= \frac{\lambda}{4}\left[(\sigma^2 + \vec{\pi}^2) - \sigma_0^2\left(\frac{\chi}{\chi_0}\right)^2\right]^2 - \epsilon\left(\frac{\chi}{\chi_0}\right)^2\sigma, \\ V_\chi &= \frac{1}{4}B\left(\frac{\chi}{\chi_0}\right)^4\left[\ln\left(\frac{\chi}{\chi_0}\right)^4 - 1\right],\end{aligned}\quad (2.1)$$

where G_S is the scalar coupling constant and B is the bag constant. All other notations follow the standard linear sigma model. We assume that the constituent gluons become massive due to the non-vanishing gluon condensate, $\langle\chi\rangle \neq 0$. This is achieved by introducing the Lagrangian for the constituent gluon field A_μ ,

$$\mathcal{L}_A = -\frac{1}{4}A_{\mu\nu}A^{\mu\nu} + \frac{1}{2}G_A^2\left(\frac{\chi}{\chi_0}\right)^2 A_\mu A^\mu, \quad (2.2)$$

^{#1} There are some uncertainties on introducing χ in the explicit breaking term. See e.g. [6, 14]. This does not change our results.

with the field strength tensor $A_{\mu\nu} = \partial_\mu A_\nu - \partial_\nu A_\mu$ and the coupling constant G_A to the dilaton field. The full Lagrangian is thus given by

$$\mathcal{L} \rightarrow \mathcal{L} + \mathcal{L}_A. \quad (2.3)$$

Here we assume that the quarks have no direct coupling to the gluons since the interaction between the quarks and gauge fields is embedded in G_S and G_A .

Applying the mean field approximation, one finds the thermodynamic potential by performing the path integration over the quark and gluon fields:

$$\begin{aligned} \Omega &= \Omega_q + \Omega_A + V_\sigma + V_\chi + \frac{1}{4}B, \\ \Omega_q &= \gamma_q \int \frac{d^3p}{(2\pi)^3} T [\ln(1 - n_q) + \ln(1 - \bar{n}_q)], \\ \Omega_A &= -\gamma_A \int \frac{d^3p}{(2\pi)^3} T \ln(1 + n_A), \end{aligned} \quad (2.4)$$

with the degeneracy factors for quarks $\gamma_q = 2N_f N_c = 12$ and for gluons $\gamma_A = 2(N_c^2 - 1) = 16$. A constant term is added so that $\Omega = 0$ at $T = \mu = 0$. The effective masses of the quasi-particles are defined by

$$M_q = G_S \sigma, \quad M_A = G_A \frac{\chi}{\chi_0}. \quad (2.5)$$

The thermal distribution functions are given by

$$\begin{aligned} n_q &= \frac{1}{e^{(E_q - \mu)/T} + 1}, \quad \bar{n}_q = \frac{1}{e^{(E_q + \mu)/T} + 1}, \\ n_A &= \frac{1}{e^{E_A/T} - 1}, \end{aligned} \quad (2.6)$$

with the quasi-particle energies $E_q = \sqrt{|\vec{p}|^2 + M_q^2}$ and $E_A = \sqrt{|\vec{p}|^2 + M_A^2}$.

The stationary condition, $\frac{\partial \Omega}{\partial \sigma} = \frac{\partial \Omega}{\partial \chi} = 0$, leads to the following coupled gap equations:

$$\begin{aligned} \gamma_q \int \frac{d^3p}{(2\pi)^3} \frac{M_q}{E_q} G_S (n_q + \bar{n}_q) + \lambda \sigma \left[\sigma^2 - \sigma_0^2 \left(\frac{\chi}{\chi_0} \right)^2 \right] \\ - \epsilon \left(\frac{\chi}{\chi_0} \right)^2 = 0, \end{aligned} \quad (2.7)$$

$$\begin{aligned} \gamma_A \int \frac{d^3p}{(2\pi)^3} \frac{M_A}{E_A} G_A n_A - \lambda \sigma_0^2 \left[\sigma^2 - \sigma_0^2 \left(\frac{\chi}{\chi_0} \right)^2 \right] \frac{\chi}{\chi_0} \\ - 2\epsilon \frac{\chi}{\chi_0} \sigma + B \left(\frac{\chi}{\chi_0} \right)^3 \ln \left(\frac{\chi}{\chi_0} \right)^4 = 0. \end{aligned} \quad (2.8)$$

The mesonic parameters λ and ϵ are related with the sigma and pion masses and the pion decay constant via

$$\lambda = \frac{m_\sigma^2 - m_\pi^2}{2f_\pi^2}, \quad \epsilon = m_\pi^2 f_\pi, \quad (2.9)$$

where the vacuum sigma expectation value is $\sigma_0 = f_\pi$. In the following calculation we will use $m_\pi = 138$ MeV and

$f_\pi = 93$ MeV and alter the vacuum sigma mass m_σ in the range 0.6-1.2 GeV because of its uncertainty. The bag constant B and dimensionful parameter χ_0 are fixed by the vacuum energy density $\mathcal{E} = \frac{1}{4}B = 0.76$ GeV fm⁻³ [15] and the vacuum glueball mass $M_G = 1.7$ GeV [16] using the following definition:

$$M_G^2 = \frac{\partial^2 V_\chi}{\partial \chi^2} = \frac{4B}{\chi_0^2}. \quad (2.10)$$

The coupling constants G_S and G_A are determined by requiring that a nucleon is composed of three constituent quarks and a glueball of two constituent gluons, thus,

$$\begin{aligned} M_q(T = \mu = 0) &= \frac{1}{3}m_N = 300 \text{ MeV}, \\ M_A(T = \mu = 0) &= \frac{1}{2}M_G = 850 \text{ MeV}. \end{aligned} \quad (2.11)$$

3. THERMODYNAMICS

The model introduced above describes the evolution of the two condensates, $\langle \sigma \rangle$ and $\langle \chi \rangle$, driven by temperature and chemical potential. Figure 1 shows the contours of the thermodynamic potential, taking the vacuum sigma mass being $m_\sigma = 600$ MeV in σ - χ plane at $\mu = 0$. Increasing temperature from zero, first the system experiences partial restoration of chiral symmetry at T_{chiral} indicated by the dropping σ whereas another condensate χ remains almost a constant. Above T_{chiral} the potential starts to exhibit a meta-stable state at $\sigma \sim \chi \sim 0$ and a first-order phase transition takes place at $T_{\chi=0}$ where the scale symmetry broken by non-vanishing χ is restored. Further above this temperature, the system remains at the trivial ground state.

The thermal expectation values of σ and χ obtained from the gap equations in fact show a substantial reduction around the chiral crossover and a jump at the first-order transition as seen in Fig. 2. When the sigma meson is very massive, $\lambda \rightarrow \infty$, one finds

$$\langle \sigma \rangle \simeq f_\pi \frac{\langle \chi \rangle}{\chi_0}, \quad (3.1)$$

corresponding to non-linear realization of chiral Lagrangians, and the thermodynamics is governed by a single condensate. Near the chiral symmetry restoration point the above relation between the two condensates is not expected since the sigma meson cannot be integrated out. The condensate of the dilaton field has a weak sensitivity to a temperature even above the chiral crossover and therefore it does not drive the disappearance of the chiral condensate. This feature however strongly depends on the sigma meson mass and for a larger m_σ the gluon condensate is more affected by the chiral phase transition, as we will discuss below.

In-medium masses of σ and χ fields are defined by

$$M_\sigma^2 = \frac{\partial^2 \Omega}{\partial \sigma^2} \Big|_{\sigma=\langle \sigma \rangle, \chi=\langle \chi \rangle}, \quad M_\chi^2 = \frac{\partial^2 \Omega}{\partial \chi^2} \Big|_{\sigma=\langle \sigma \rangle, \chi=\langle \chi \rangle}. \quad (3.2)$$

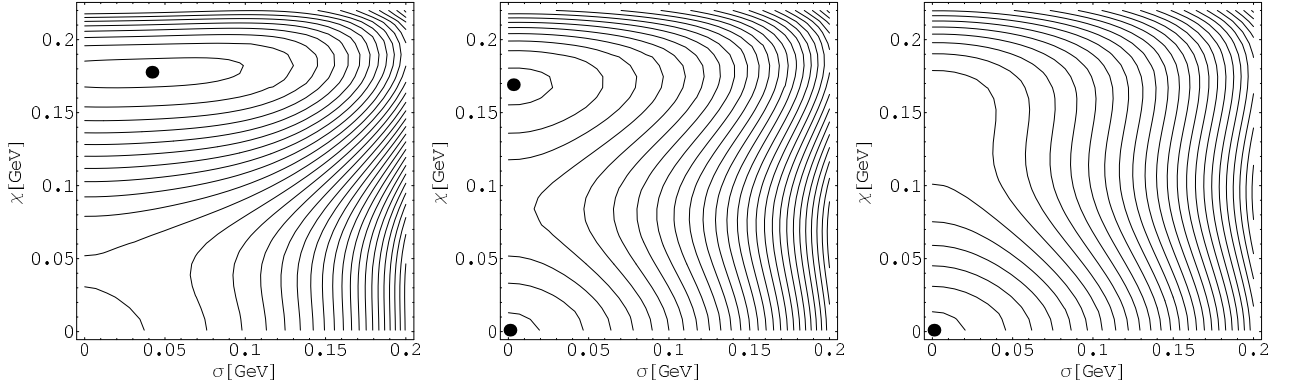


FIG. 1: The contour plots of the thermodynamic potential at finite T and $\mu = 0$: $T = 153$ MeV (chiral crossover), 251 MeV (first-order $\langle\chi\rangle \rightarrow 0$ transition) and 300 MeV from left to right. The black circle indicates the ground state. $m_\sigma = 600$ MeV at $T = 0$ was used.

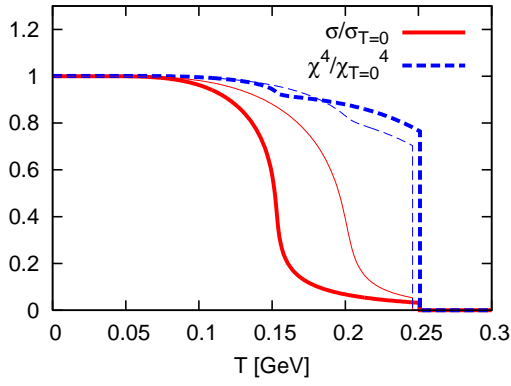


FIG. 2: (Color online) The normalized expectation values of σ and χ^4 fields at $\mu = 0$. The thick lines are calculated using $m_\sigma = 600$ MeV at $T = 0$ and the thin lines using $m_\sigma = 900$ MeV.

Their behavior as functions of temperature is given in Fig. 3. Increasing temperature toward T_{chiral} , M_σ shows a strong sensitivity to the phase transition as observed in the standard linear sigma models, whereas M_χ is rather modest. The two masses exhibit a jump when χ vanishes. Above this temperature they follow a linear dependence of temperature, $M_{\sigma,\chi} \sim T$, as expected.

In Fig. 4 we show the energy density at $\mu = 0$ as a function of temperature. The standard linear sigma model ($L\sigma M$) almost follows the curves below T_{chiral} , but strongly underestimates the Stefan-Boltzmann (SB) limit that is a typical drawback of this model. Since the $L\sigma M$ Lagrangian does not contain gluons, bulk thermodynamics quantities are qualitatively in good agreement with the Lattice results when they are normalized by the SB limit for massless quarks, whereas not when normalized by the SB limit for massless quarks and gluons. What we carried out in this paper is to improve the $L\sigma M$ by introducing missing gluons. As shown in the figure the SB

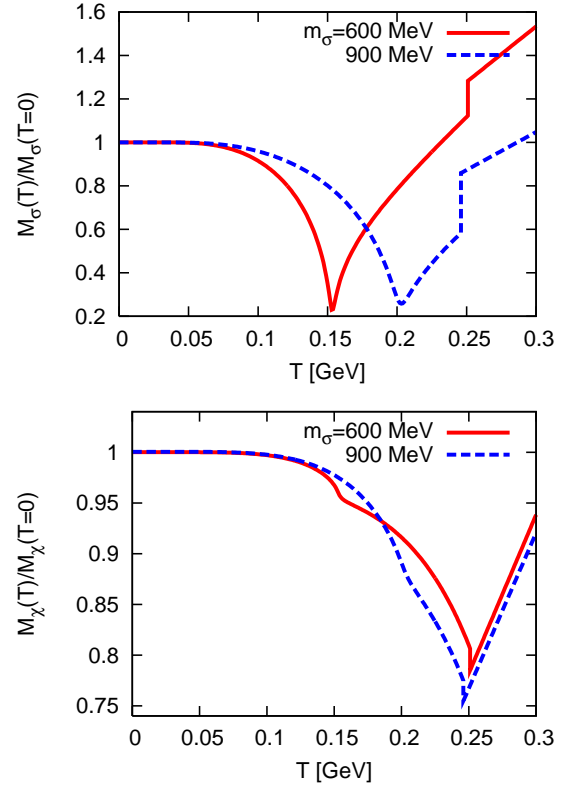


FIG. 3: (Color online) The thermal masses of σ (top) and χ (bottom) fields at $\mu = 0$.

limit is now reproduced. A defect to be removed is too strong first-order phase transition even at $\mu = 0$ which is absent in Lattice QCD. Also, according to Lattice QCD the energy density should approach the SB limit from above. We remark that direct comparison must be carried out in a more realistic framework beyond the mean field approximation. As shown in [9], including thermal and quantum fluctuations of meson fields will be partic-

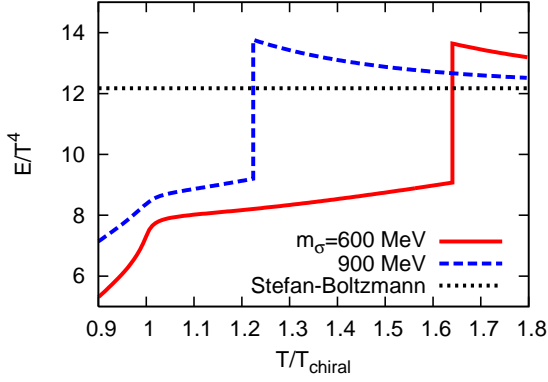


FIG. 4: (Color online) The scaled energy density at $\mu = 0$.

ularly important around T_c .

The trace anomaly exists at any temperature which is the only dimension-full quantity which breaks scale invariance of the theory explicitly. In our model, at high temperature and $M_q \ll T$ the pressure and energy density at $\mu = 0$ are approximately expressed as

$$\begin{aligned} P &= \gamma_q \frac{7\pi^2}{720} T^4 - \frac{\gamma_q}{48} M_q^2 T^2 - \frac{1}{4} B, \\ \mathcal{E} &= \gamma_q \frac{21\pi^2}{720} T^4 - \frac{\gamma_q}{48} M_q^2 T^2 + \frac{1}{4} B. \end{aligned} \quad (3.3)$$

Consequently, one finds the trace anomaly (interaction measure) as

$$\Delta(T) = \frac{\mathcal{E} - 3P}{T^4} = \frac{B}{T^4} + \frac{\gamma_q M_q^2}{24T^2}. \quad (3.4)$$

Lattice calculations [17] show that Δ has a non-perturbative term, $\Delta \sim 1/T^2$ [31]. We see that this kind of contribution comes from the masses of quasiparticles. However, the numerical value associated with the effective quark mass in Eq. (3.4) is too small to explain this effect. Fluctuations beyond the mean field approximation will also contribute to the interaction measure [9].

Turning on the quark chemical potential μ practically does not affect the temperature at which the gluon condensate vanishes, $T_{\chi=0}$, whereas the chiral transition boundary exhibits an elliptic shape and a critical point appears at an intermediate μ , shown in Fig. 5 (left). The boundary line of $T_{\chi=0}$ in general has a certain μ dependence via the gap equations. However, the sigma expectation value above T_{chiral} is small and little affects $\langle \chi \rangle$. On the other hand, the chiral crossover line gets modified significantly depending on m_σ chosen in vacuum. For larger m_σ the phase boundary is systematically shifted to higher T and μ . The critical point also moves toward lower T and eventually disappears from the phase diagram [18]. This is illustrated in Fig. 5 (middle and right). The thermodynamics at low temperature and high chemical potential is essentially same as in the standard linear sigma model.

Making a matching of the trace anomaly between the model and QCD would constrain a reliable range of m_σ . The divergence of the dilatation current is given by [7]

$$\begin{aligned} \partial_\mu J^\mu &= -B \left(\frac{\langle \chi \rangle}{\chi_0} \right)^4 \\ &+ \left(4 - T \frac{\partial}{\partial T} - \chi \frac{\partial}{\partial \chi} \right) \Omega_A \Big|_{\chi=\langle \chi \rangle}. \end{aligned} \quad (3.5)$$

The left side of the above equation is mostly saturated by the gluon condensate in QCD;

$$\partial_\mu J^\mu = - \left(\frac{11}{24} N_c - \frac{1}{12} N_f \right) \left\langle \frac{\alpha_s}{\pi} G_{\mu\nu}^a G_a^{\mu\nu} \right\rangle, \quad (3.6)$$

where a small contribution due to the explicit breaking of chiral symmetry is neglected. Lattice QCD calculations show that the thermal gluon condensate decreases toward the pseudo-critical temperature of chiral symmetry restoration and drops down to a half of its vacuum value at T_{chiral} , whereas it is quite stable at lower temperatures [12]. This is also a compatible feature with the QCD trace anomaly in terms of the soft and hard dilatons [19], i.e. the disappearance of the soft dilaton is associated with chiral symmetry restoration and yields the melting gluon condensate, or partial restoration of the scale symmetry breaking [20]. The two equations (3.5) and (3.6) tend to match for a large $m_\sigma \sim 1$ GeV. With a small m_σ the gluon condensate does not show a significant drop at T_{chiral} . Thus, a rather heavy sigma-meson in the vacuum seems to be favored by QCD, and this is a conceivable scenario known from the vacuum phenomenology of the scalar mesons. It should be noted that the matching is somewhat incomplete; Eq. (3.5) exceeds Eq. (3.6) by $\sim 15\%$. This may indicate that a stronger interaction between the quark and gluon sectors should be introduced. Besides, updating the gluon condensate at finite temperature in Lattice QCD is necessary.

4. LIMIT OF INFINITELY HEAVY SIGMA MESON

It is instructive to study the phase diagram in the $\lambda \rightarrow \infty$ limit where the sigma meson becomes infinitely heavy. As discussed in the previous section, the two critical temperatures, $T_{\chi=0}$ and T_{chiral} , get closer with increasing m_σ . With $m_\sigma \sim 1$ GeV they are almost on top of each other and larger m_σ yields an intersection of the first-order phase transition of scale symmetry and chiral crossover lines at finite μ . This intersection moves to higher μ and lower T for larger m_σ as shown in Fig. 6. The boundary line of scale symmetry restoration is less sensitive to μ when the chiral symmetry is restored. This is because the major μ -dependence comes in via the sigma expectation value $\langle \sigma \rangle$ which is well suppressed in restored phase. When m_σ reaches infinity, the intersection is kicked out and a single line of the first-order phase transition is left. The region where chiral

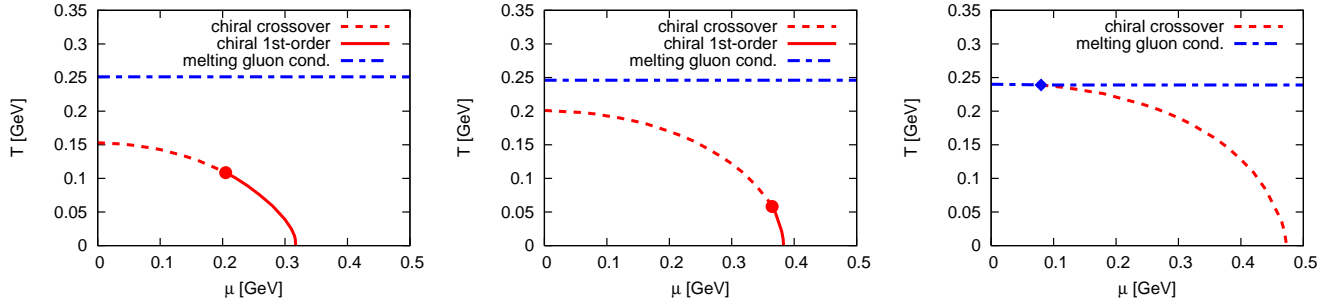


FIG. 5: (Color online) The phase diagram for different vacuum m_σ : $m_\sigma = 0.6$ GeV (left), 0.9 GeV (middle) and 1.2 GeV (right). The filled circle indicates the critical point and the diamond the point where the first-order and crossover lines intersect.

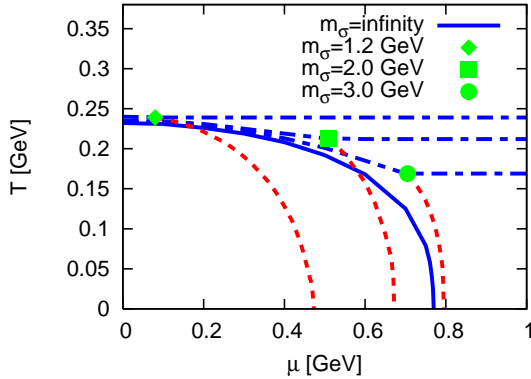


FIG. 6: (Color online) The phase diagram for different m_σ . The line notation is same as in Fig. 5.

symmetry is restored whereas $\langle \chi \rangle \neq 0$ is unfavored in this limit.

The parameters of effective Lagrangians can alter with T and μ since they are obtained by integrating higher frequency modes out and thus expected to carry information on the underlying QCD. Consequently, the phase diagram calculated with the parameters fixed using the vacuum quantities would be deformed and the first-order phase transition could remain on the phase diagram at high μ in a cold system.

5. IMPLICATIONS FOR THE QCD PHASE DIAGRAM

The present toy model exhibits three regions characterized by the two condensates: (i) broken phase of chiral and scale symmetries, (ii) chirally restored but broken phase of the scale symmetry because of the non-vanishing $\langle \chi \rangle$, and (iii) chirally restored but explicitly broken phase of the scale symmetry by temperature. What does the thermodynamics of the model suggest concerning the QCD phase structure? Vanishing the condensate of the dilaton field indicates a disappearance of the gluon com-

posite at high temperature and its dissociation may signal a transition of the system from the confined to deconfined phase. Thus, one identifies the temperature $T_{\chi=0}$ with a temperature at which gluons are released:

$$T_{\chi=0} \sim T_{\text{deconf}}^{(g)}. \quad (5.1)$$

The model yields a chiral transition temperature that is below $T_{\chi=0}$ in a wide range of the parameters. In $N_f = 2$ QCD this is compatible with the anomaly matching which is often used to constrain possible massless excitations in quantum field theories [21], and therefore the chirally restored phase with confinement is allowed. This suggests that the chiral symmetry restoration takes place either below or at the deconfinement temperature, i.e.

$$T_{\text{chiral}} \lesssim T_{\text{deconf}}^{(g)}, \quad (5.2)$$

where at $T_{\text{deconf}}^{(q)}$ the quarks are released whereas the gluons remain confined and it is not necessarily equal to $T_{\text{deconf}}^{(g)}$. As we have seen in the previous section, a large m_σ can match with the QCD requirement at $\mu = 0$. This leads to the three distinct temperatures which may be close to each other on the phase diagram. We note that this is consistent with the recent observation using a renormalization group analysis where the fixed point of four-fermion interactions associated with confinement plays an essential role [22]. At finite μ no reliable constraint from QCD is known. A suggestive phase diagram is given in Fig. 7.

6. CONCLUSIONS AND REMARKS

In this paper we have studied thermodynamics and the phase structure of a QCD-like model whose degrees of freedom are constituent quarks and gluons. Both chiral and scale symmetries are implemented in the model by introducing mean fields representing $\bar{q}q$ and $G_{\mu\nu}G^{\mu\nu}$. These symmetries are dynamically broken at low temperature and density. The model thus mimics the features of QCD in the strong coupling region, i.e. the spontaneous breaking of chiral symmetry and trace anomaly.

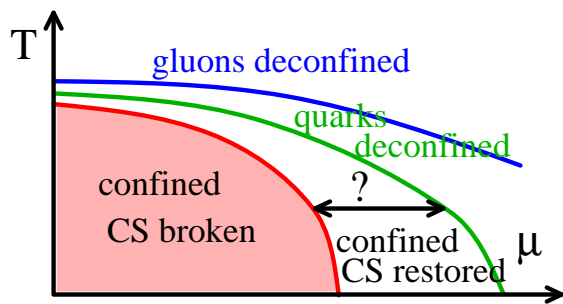


FIG. 7: (Color online) A sketch of the QCD phase diagram.

The results suggest that a system in deconfined phase develops gradually with increasing temperature/density toward weakly-interacting quark-gluon matter composed of almost massless quarks and gluons.

The condensates of the sigma and dilaton fields are dynamically linked via their gap equations. How strong they are correlated depends crucially on the sigma-meson mass m_σ chosen in vacuum. We found that a large $m_\sigma \sim 1$ GeV is consistent with the lattice result regarding the thermal behavior of the gluon condensate. This further leads to the chiral phase transition which takes place almost simultaneously with the deconfinement transition at $\mu \sim 0$. At finite μ these two transitions are expected to be separated.

In the scalar sector of low-mass hadrons, scalar quarkonium, tetra-quark states [23] and glueballs are expected

to be all mixed. How this can happen has been studied in certain simple models, see e.g. [24] and references therein. It is an issue to be explored how the presence of the tetra-quark modifies the phase structure presented in this work.

As an alternative approach one can use a parity doublet model assuming a certain assignment of chirality to nucleons with positive and negative parity [27, 28]. As proposed in [25, 26], the gluon condensate, more precisely the hard dilaton condensate, yields a chiral invariant mass of the nucleon, which stays non-vanishing above the chiral phase transition point. It is an interesting issue to explore the thermodynamics of a parity doublet model [29] embedding dilatons and this will be reported elsewhere.

The present model can also be applied to a non-equilibrium system, where the time evolution of the gluon condensate is described by the equation of motion for the dilaton. On the other hand, in several models with Polyakov loops [30–32] it is unclear how the kinetic term of the Polyakov loop dynamically emerges since the Polyakov loop by itself does not represent a field but a character of the SU(3) color group. It would be interesting to extend the work done in [33] along this line.

Acknowledgments

This work has been partly supported by the Hessian LOEWE initiative through the Helmholtz International Center for FAIR (HIC for FAIR), and by the grants NS-7235.2010.2 and RFBR 09-02-91331 (Russia).

-
- [1] J. C. Collins, A. Duncan, S. D. Joglekar, Phys. Rev. **D16**, 438-449 (1977), N. K. Nielsen, Nucl. Phys. **B120**, 212-220 (1977).
 - [2] W. A. Bardeen, C. N. Leung, S. T. Love, Phys. Rev. Lett. **56**, 1230 (1986).
 - [3] for recent reviews, see e.g., R. S. Hayano, T. Hatsuda, Rev. Mod. Phys. **82**, 2949 (2010), R. Rapp, J. Wambach, H. van Hees, [arXiv:0901.3289 [hep-ph]], W. -G. Paeng, M. Rho, Mod. Phys. Lett. **A25**, 399-422 (2010), K. Fukushima, T. Hatsuda, Rept. Prog. Phys. **74**, 014001 (2011).
 - [4] J. Schechter, Phys. Rev. D **21**, 3393 (1980).
 - [5] B. A. Campbell, J. R. Ellis, K. A. Olive, Nucl. Phys. **B345**, 57-78 (1990); Phys. Lett. **B235**, 325 (1990).
 - [6] G. E. Brown, M. Rho, Phys. Rev. Lett. **66**, 2720-2723 (1991).
 - [7] K. Kusaka, W. Weise, Z. Phys. **A343**, 229-234 (1992); Nucl. Phys. **A580**, 383-407 (1994).
 - [8] I. Mishustin, J. Bondorf, M. Rho, Nucl. Phys. **A555**, 215-224 (1993).
 - [9] G. W. Carter, O. Scavenius, I. N. Mishustin, P. J. Ellis, Phys. Rev. **C61**, 045206 (2000).
 - [10] A. Peshier, B. Kampfer, O. P. Pavlenko, G. Soff, Phys. Rev. **D54**, 2399-2402 (1996), P. Levai, U. W. Heinz, Phys. Rev. **C57**, 1879-1890 (1998).
 - [11] A. Dumitru, Y. Guo, Y. Hidaka, C. P. K. Altes, R. D. Pisarski, Phys. Rev. **D83**, 034022 (2011), P. Castorina, D. E. Miller, H. Satz, Eur. Phys. J. **C71**, 1673 (2011).
 - [12] D. E. Miller, Phys. Rept. **443**, 55 (2007).
 - [13] B. J. Schaefer, O. Bohr and J. Wambach, Phys. Rev. D **65**, 105008 (2002).
 - [14] R. Gomm, P. Jain, R. Johnson, J. Schechter, Phys. Rev. **D33**, 801 (1986).
 - [15] S. Narison, Nucl. Phys. Proc. Suppl. **54A**, 238 (1997).
 - [16] J. Sexton, A. Vaccarino and D. Weingarten, Phys. Rev. Lett. **75**, 4563 (1995).
 - [17] G. Boyd, J. Engels, F. Karsch, E. Laermann, C. Legeland, M. Lutgemeier, B. Petersson, Nucl. Phys. **B469**, 419-444 (1996).
 - [18] B. -J. Schaefer and M. Wagner, Phys. Rev. D **79**, 014018 (2009).
 - [19] V. A. Miransky and V. P. Gusynin, Prog. Theor. Phys. **81**, 426 (1989).
 - [20] H. K. Lee and M. Rho, Nucl. Phys. A **829**, 76 (2009).
 - [21] G. 't Hooft, in *Recent Developments in Gauge Theories*, ed. G. 't Hooft *et al.* (Plenum Press, New York, 1980).
 - [22] J. Braun and A. Janot, arXiv:1102.4841 [hep-ph].
 - [23] R. L. Jaffe, Phys. Rev. **D15**, 267 (1977); Phys. Rev. **D15**, 281 (1977).
 - [24] A. Heinz, S. Struber, F. Giacosa and D. H. Rischke, Phys. Rev. D **79**, 037502 (2009).
 - [25] C. Sasaki, H. K. Lee, W. G. Paeng and M. Rho, Phys.

- Rev. D **84**, 034011 (2011).
- [26] W. G. Paeng, H. K. Lee, M. Rho and C. Sasaki, [arXiv:1109.5431 [hep-ph]].
 - [27] C. E. Detar and T. Kunihiro, Phys. Rev. D **39**, 2805 (1989).
 - [28] D. Jido, M. Oka and A. Hosaka, Prog. Theor. Phys. **106**, 873 (2001).
 - [29] T. Hatsuda and M. Prakash, Phys. Lett. B **224**, 11 (1989), D. Zschesche, L. Tolos, J. Schaffner-Bielich and R. D. Pisarski, Phys. Rev. C **75**, 055202 (2007), C. Sasaki and I. Mishustin, Phys. Rev. C **82**, 035204 (2010).
 - [30] K. Fukushima, Phys. Lett. B **591**, 277 (2004), C. Ratti, M. A. Thaler and W. Weise, Phys. Rev. D **73**, 014019 (2006).
 - [31] B. -J. Schaefer, J. M. Pawłowski, J. Wambach, Phys. Rev. **D76**, 074023 (2007).
 - [32] E. Megias, E. Ruiz Arriola and L. L. Salcedo, Phys. Rev. D **74**, 065005 (2006).
 - [33] M. Nahrgang, M. Bleicher, S. Leupold, I. Mishustin, [arXiv:1105.1962 [nucl-th]].