

PNJL model with eight quark interactions

A. H. BLIN¹, J. MOREIRA¹, A. A. OSIPOV¹, B. HILLER¹

¹*Departamento de Física, Centro de Física Computacional, Faculdade de Ciências e Tecnologia, Universidade de Coimbra, P-3004-516 Coimbra, Portugal*

The phase diagram at finite temperature and chemical potential for the Polyakov-NJL model with eight quark interactions is reviewed for the $SU(3)$ flavor case.

A present day challenge to relativistic heavy ion experimental facilities is to establish whether a critical end point (CEP) can be identified for the hadron and quark gluon plasma phases of QCD, as predicted by chiral effective models and lattice QCD (LQCD). At small baryonic chemical potentials μ_B LQCD seems to indicate that the transition occurs as a crossover implying that different observables may evidence different transition temperatures (denoted henceforth by T_t). The conjectured phase diagram combining current LQCD predictions and chemical freeze-out data^{1),2)} indicates that the CEP might occur at $\frac{\mu_B}{T_c} \sim 2$ and $\frac{T}{T_c} \sim 1$, where $\mu_B = 3\mu$ and μ the quark chemical potential (taken for simplicity to be the same for all flavors). The present contribution aims at exploring the domains at which a CEP can occur within the NJL and PNJL models and in assessing T_t for different observables at $\mu = 0$. For the $SU(3)$ flavor NJL model combined with the $U_A(1)$ breaking 't Hooft interaction Lagrangian^{3)–6)} the CEP has been calculated to be at $(\mu, T) = (324, 48)\text{MeV}$ and for the PNJL model at $(\mu, T) = (313, 102)\text{MeV}$,⁷⁾ yielding $\frac{\mu_B}{T_c} \sim 20$ and ~ 9 respectively. Other variants of the NJL model, such as the $SU(2)$ flavor case,⁸⁾ or with inclusion of the vector mesons⁹⁾ all have the fact in common that they lead to a CEP at $\mu > 300\text{MeV}$. This picture changes drastically if one includes the $8q$ interaction vertices,¹⁰⁾ which allow for $\frac{\mu_B}{T_c} \sim 2$, see Fig.1. One combination violates the OZI rule and has remarkable implications. Its strength g_1 can be increased combined with a decrease of the $4q$ coupling magnitude G , almost without changing the low meson spectra in vacuum.^{11),12)} At finite T an increase of g_1 leads to the following changes in the phase diagram of the model: (i) at $\mu = 0$ the T_t at which chiral symmetry is restored is substantially lowered,^{13),14)} in accordance with LQCD.¹⁵⁾ (ii) From a certain value of g_1 the location of the CEP is associated with a pattern of dynamical symmetry breaking induced by the 't Hooft interaction strength rather than by the G coupling.^{14),12)} (iii) The CEP is shifted to higher T and lower μ .¹²⁾ (iv) The sharpness of crossover transitions is associated with the strength g_1 . (v) $8q$ interactions lead to a suppression of the fictitious quark degrees of freedom of the NJL model in the crossover region,¹²⁾ adding to the suppression observed for the PNJL model.⁷⁾ Since we have introduced the $8q$ interactions for the $SU(3)$ flavor case,¹⁰⁾ their implications have been intensely studied by other groups as well, to analyze several aspects of the phase diagram of the $SU(2)$ flavor PNJL and dressed Polyakov loop model,^{8),16)} also in a strong magnetic background field.¹⁷⁾ The $SU(3)$ flavor PNJL model has been considered in.¹⁸⁾

In Fig.1 bold solid lines are for 1st order transitions for the weak $8q$ coupling $g_1 = 1000\text{GeV}^{-8}$ (upper curve) and strong $g_1 = 8000\text{GeV}^{-8}$ (lower curve). At $\mu = 0$ the T_t diminishes considerably with increasing g_1 . The μ is pushed towards lower values with increasing g_1 , at the CEP (circles) for strong g_1 it is reduced by \sim half as compared to the weak case. Dotted lines stand for the crossover regime, dashed lines are spinodals.

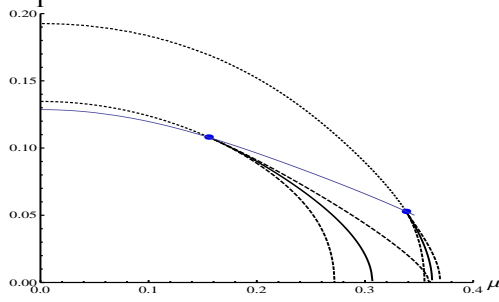


Fig. 1. Phase diagram for the $SU(3)$ flavor NJL model,¹²⁾ see text for description. The thin line connects CEP obtained by varying the strength of g_1 .

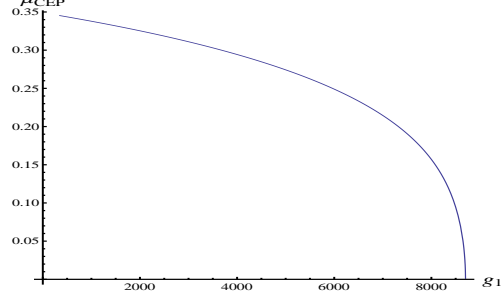


Fig. 2. The quark chemical potentials μ_{CEP} as function of the $8q$ strength g_1 , corresponding to the thin line of CEP in Fig.1.

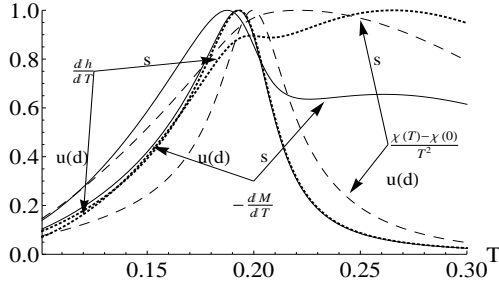


Fig. 3. The chiral transition crossover temperatures T_t in the $SU(3)$ flavor NJL, given by the peaks of the observables, in the weak $8q$ regime (see text).

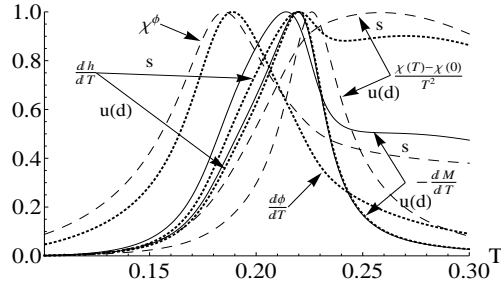


Fig. 4. The same as in Fig.3 in the case of the PNJL model. The deconfinement χ^ϕ peak occurs before the chiral crossovers.

Figs. 3 and 5 show T_t at $\mu = 0$ (at maximum of the curves), for observables of the $SU(3)$ NJL model at weak $g_1 = 1000\text{GeV}^{-8}$ and strong $g_1 = 6500\text{GeV}^{-8}$ couplings (parameters from sets (a), (b) of,¹⁹⁾ with $G = 7.865\text{GeV}^{-2}$ for the strong case). The curves are normalized to unity at the peaks. Figs. 4 and 6 show the same for the PNJL model (Polyakov potential from²⁰⁾ with $T_0 = 210\text{MeV}$). For the weak coupling one sees that different definitions lead to a spread in T_t , especially for the strange quark: the inflection points for the quark masses and condensates, given by the maxima of their T derivatives, differ considerably from the normalized strange quark susceptibility $\frac{\chi(T) - \chi(0)}{T^2}$ with $\chi(T) = -\frac{\partial^2 \Omega(T)}{\partial m_s^2}$,^{22), 21)} and m_s denoting the current strange quark mass. The peak of the Polyakov loop susceptibility⁷⁾ $\chi_\phi = T^2 \frac{\partial^2 (-\Omega)}{\partial \eta \partial \eta'}$

is a measure for the deconfinement T_t , which is smaller than the chiral T_t for all cases considered. The thermodynamic potential Ω is derived in¹²⁾ and.¹⁹⁾

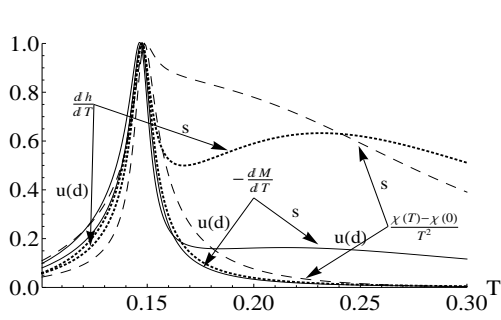


Fig. 5. The same as in Fig.3 in the strong 8q regime, (see text). The chiral crossover converges for all observables considered.

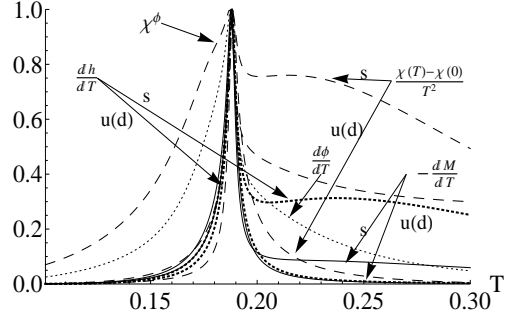


Fig. 6. The same as in Fig.5 in the case of the PNJL model. The deconfinement χ^ϕ peak converges to the chiral crossover peaks.

Acknowledgements We acknowledge with great pleasure the interest of Profs. A. Nakamura, A. Ohnishi and W. Florkowski in our work. Supported by Fundação para a Ciência e Tecnologia, SFRH/BPD/63070/2009, CERN/FP/116334/2010 and Centro de Física Computacional, unit 405.

References

- 1) M. Stephanov, Acta Physica Polonica B **35** (2004), 2939.
- 2) S. Gupta, Science **332** (2011), 1525.
- 3) Y. Nambu and G. Jona-Lasinio, Phys. Rev. **122**, 345 (1961); **124**, 246 (1961);
- 4) G. 't Hooft, Phys. Rev. D **14**, 3432 (1976); G. 't Hooft, Phys. Rev. D **18**, 2199 (1978).
- 5) V. Bernard, R. L. Jaffe and U.-G. Meissner, Phys. Lett. B **198**, 92 (1987);
- 6) H. Reinhardt and R. Alkofer, Phys. Lett. B **207**, 482 (1988).
- 7) K. Fukushima, Phys. Rev. D **77** (2008), 114028.
- 8) K. Kashiwa, H. Kouno, M. Matsuzaki, M. Yahiro, Phys. Lett. B **662** (2008), 26.
- 9) M. Asakawa, K. Yazaki, Nucl Phys. A **504** (1989), 668.
- 10) A. A. Osipov, B. Hiller, J. da Providencia, Phys. Lett. B **634** (2006), 48.
- 11) A. A. Osipov, B. Hiller, A. H. Blin, J. da Providencia, Annals of Phys. **322** (2007), 2021.
- 12) B. Hiller, J. Moreira, A.A. Osipov, A.H. Blin, Phys. Rev. D **81** (2010), 116005.
- 13) A. A. Osipov, B. Hiller, J. Moreira, A.H. Blin, J. da Providencia, Phys. Lett. B **646** (2007), 91.
- 14) A. A. Osipov, B. Hiller, J. Moreira, A.H. Blin Phys. Lett. B **659** (2008), 270.
- 15) Y. Aoki, G. Endrodi, Z. Fodor, S.D. Katz, K.K. Szabo, Nature **443** (2006), 675; Y. Aoki, G. Endrodi, Z.Fodor, S.D. Katz, K.K. Szabo, Phys. Lett. B **643** (2006), 46.
- 16) Y. Sakai, K. Kashiwa, H. Kouno, M. Yahiro, Phys. Rev. D **77**, 051901 (2008), Y. Sakai, T. Sasaki, H. Kouno, M. Yahiro, Phys. Rev. D **82**, 076003 (2010). T. Sasaki, Y. Sakai, H. Kouno, M. Yahiro, Phys. Rev. D **82**, (2010) 116004.
- 17) R. Gatto and M. Ruggieri, Phys. Rev. D **83** (2011), 034016, R. Gatto and M. Ruggieri, Phys. Rev. D **82** (2010), 054027.
- 18) A. Bhattacharyya, P. Deb, S. K. Ghosh, R. Ray, Phys. Rev. D **82**, 014021 (2010), A. Bhattacharyya, P. Deb, A. Lahiri, R. Ray, Phys. Rev. D **83**, 014011, A. Bhattacharyya, P. Deb, A. Lahiri, R. Ray, Phys. Rev. D **82** 114028.
- 19) J. Moreira, B. Hiller, A. A. Osipov, A. H. Blin, e-Print: arXiv:1008.0569 [hep-ph].
- 20) C. Ratti, M. A. Thaler, and W. Weise, Phys. Rev. D **73** (2006), 014019.
- 21) A. Bazavov, P. Petreczky, arXiv:1005.1131v1 [hep-lat].
- 22) Min He, Fei Hu, Wei-Min Sun, Hong-Shi Zong, Phys. Lett. B **675** (2009), 32.