

QCD fits in diffractive DIS revisited

F. A. Ceccopieri¹, L. Favart²

¹ IFPA, Université de Liège, Allée du 6 août, Bât B5a, 4000 Liège, Belgium.

² Université Libre de Bruxelles, Boulevard du Triomphe, 1050 Bruxelles, Belgium.

Abstract. A new method of extracting diffractive parton distributions is presented which avoids the use of Regge theory ansatz and is in much closer relation with the factorization theorem for diffractive hard processes.

1. Introduction

Diffractive parton distributions functions (DPDF) are essential ingredients in the understanding and description of hard diffractive processes. The factorization theorem for diffractive process in Deep Inelastic Scattering (DIS) [1, 2] enables one to factorize the diffractive DIS cross-sections into the long-distance contribution parametrised by DPDF's, from the short-distance, perturbatively calculable, one. Although DPDF's encode non-perturbative effects of QCD dynamics, their variation with respect to the factorization scale is predicted by pQCD [3, 4]. Moreover the short distance cross-sections is the same as inclusive DIS [1] so that higher order corrections can be systematically evaluated. Due to the factorization theorem, DPDF's are predicted to be universal distributions in the context of diffractive DIS. Next-to-leading order predictions based on DPDF's have been found to well describe DIS diffractive dijet cross-sections [5, 6], thus confirming factorization. On the contrary, the issue of factorization is still debated in diffractive photoproduction of dijets since the H1 [7] and ZEUS [8] collaborations do report conflicting results.

DPDF's give the joint probability for a parton in a proton of four-momentum P to initiate a hard scattering keeping the proton intact with a four-momentum P' in the final state. Diffractive parton distributions are a special case of extended fracture functions [4] in the kinematic range $x_P \leq 10^{-2}$ and $|t| \leq 1 \text{ GeV}^2$, where x_P is the fractional energy loss of the final state proton and t the invariant momentum transfer, $t = (P - P')^2$. The presence of large and positive scale violations up to the largest parton fractional momentum, β , accessible to experiments reveals that DPDF's are gluon dominated distributions. Diffractive gluon distributions are however hardly determined by the diffractive structure functions alone and this fact has stimulated experimental collaborations to measure quantity that are directly sensitive to it [5, 6, 9] and to include such data in global fits.

The general method used to extract DPDF's from available data heavily relies on a number of assumptions motivated by Regge phenomenology. The purpose of this short note is to present a new method which does not require any Regge assumptions and is much closer in spirit to the factorization theorem.

2. Data set and observable

For this analysis we will use H1 [10] data in which DIS diffractive events, $ep \rightarrow eXY$, are selected by requiring a large rapidity gap between the hadronic system X and the low mass dissociative system Y (which may consist in the scattered p only). The kinematics of diffractive events is specified by the following variables:

$$\beta = \frac{Q^2}{Q^2 + M_X^2}; \quad x_P = \frac{x_B}{\beta}; \quad y = \frac{Q^2}{sx_B}, \quad (1)$$

where Q^2 is the photon virtuality, M_X is the invariant mass of the hadronic final state X , x_B is the usual x -Bjorken DIS variable and $\sqrt{s} = 318$ GeV is the HERA center of mass energy. The measurement is integrated over the hadronic final state Y mass region $M_Y < 1.6$ GeV and the invariant momentum transfer $|t| < 1$ GeV², which then define the extracted DPDF's [11]. The kinematical coverage is wide ranging from $3.5 \leq Q^2 \leq 1600$ GeV², $3 \cdot 10^{-4} \leq x_P \leq 3 \cdot 10^{-2}$ and $10^{-3} \leq \beta \leq 0.8$. We notice however that the $\{\beta, Q^2\}$ coverage changes with x_P due to kinematic constraints and this fact will reflect on DPDF's extraction. Data are presented as a three-fold reduced e^+p cross section which depends on the diffractive structure functions $F_2^{D(3)}$ and $F_L^{D(3)}$. In the one-photon exchange approximation, it reads:

$$\sigma_r^{D(3)}(\beta, Q^2, x_P) = F_2^{D(3)}(\beta, Q^2, x_P) - \frac{y^2}{1 + (1 - y)^2} F_L^{D(3)}(\beta, Q^2, x_P). \quad (2)$$

3. The new method

The widely used approach [5, 10, 12, 13] to extract DPDF's is to assume proton vertex factorization, i.e. that DPDF's can be factorized into a flux factor depending only on x_P and t and a term depending only on β and Q^2 :

$$F_i^D(\beta, Q^2, x_P, t) = f_{P/P}(x_P, t) F_i^P(\beta, Q^2) + f_{R/P}(x_P, t) F_i^R(\beta, Q^2) + \dots \quad (3)$$

Each term in the expansion, according to Regge theory, is supposed to give a dominant contribution in a given range of x_P , the pomeron (P) at low x_P and the reggeon (R) at higher value of x_P . The flux factor $f_{P/P}$ ($f_{R/P}$) can be interpreted as the probability that a pomeron (reggeon) with a given value of x_P and t couples to the proton. The fluxes x_P and t dependences used in the fits are motivated by Regge theory. This approach requires that parton distributions of the pomeron, F_i^P , and of the reggeon, F_i^R , must be simultaneously extracted from data. This procedure introduces a large number of parameters in the fit and it is potentially biased by the choices of the flux factors. A common choice used in phenomenological application is to fix F_i^R to be equal to pion parton distribution functions. Although such an approach has been proven to be supported by phenomenological analyses within the precision obtained with HERA-I data, it is not rooted in perturbative QCD and may show up to be not satisfactory with the expected precision increase of HERA-II data and H1+ZEUS complete combination.

The alternative method we propose is instead inspired by the factorization theorem [1] for diffractive DIS itself. The latter states that factorization holds at fixed values of x_P and t so that the parton content described by F_i^D is uniquely fixed by the kinematics of the outgoing proton and it is in principle different for different values of x_P . In practice this idea is realized performing a series of separate pQCD fits at fixed values of x_P with a common initial condition controlled by a set of parameters $\{p_i\}$. This procedure guide us to infer the approximate dependence of parameters $\{p_i\}$ on x_P allowing the construction of initial condition in the $\{\beta, x_P\}$ space to be used in a global fit, without any further model dependent assumption.

Table 1. Fit results at fixed $x_{\mathcal{P}}$. Fits are performed taking into account only statistical errors only. Only data for which $M_x^2 \geq 4 \text{ GeV}^2$ and $Q^2 \geq 8.5 \text{ GeV}^2$ are included in the fits.

$x_{\mathcal{P}}$	$\chi^2 / \text{d.o.f}$
0.001	0.921
0.003	0.875
0.01	0.882
0.03	0.472

4. Fit procedure and results

In each $x_{\mathcal{P}}$ -bin for which data are presented by the experimental collaboration we perform a separate pQCD fits. For the singlet and gluon distributions at the arbitrary scale Q_0^2 we choose:

$$\begin{aligned}\beta \Sigma(\beta, Q_0^2) &= A_q \beta^{B_q} (1 - \beta)^{C_q} e^{-\frac{0.01}{1-z}}, \\ \beta g(\beta, Q_0^2) &= A_g e^{-\frac{0.01}{1-z}},\end{aligned}\tag{4}$$

so that there are four free parameters. We make the common assumption that all lights quark distributions are equal to each other and the exponential dumping exponential factor allows more freedom in the variation of the parameters C_q at large β . The functional form in eq. (4) is identical to the one used by H1 collaboration in Ref. [10]. Since diffractive DIS data hardly discriminate [10] between different behaviour of gluon distributions at large β we choose the simpler one in which the gluon is a constant at Q_0^2 . Such distributions are then evolved with the QCDNUM17 [14] program within a fixed flavour number scheme to next-to-leading order accuracy. Heavy flavours contributions are taken into account in the general massive scheme. The convolution engine of QCDNUM17 is used to obtain $F_2^{D(3)}$ and $F_L^{D(3)}$ structure functions at next-to-leading order which are then minimized versus data. In order to avoid the resonance region, a cut on the invariant mass of the hadronic system X is applied, $M_x^2 \geq 4 \text{ GeV}^2$. Single $x_{\mathcal{P}}$ -fit results are sensitive to the choice of the minimum value Q^2 of data to be included in the fits. The inclusion of data with $Q^2 < 8.5 \text{ GeV}^2$ in general worsen the χ^2 and induce large fluctuation in the gluon distribution. This instability has been already noticed in Ref. [10] and avoided by including in the fit only data for which $Q^2 \geq 8.5 \text{ GeV}^2$. We will adopt here the same strategy.

An essential condition for the procedure to work is that good quality fits are all obtained with the common initial condition, eq. (4). From fits results presented in Table 1 we conclude that the initial condition provided by eq. (4) is general enough to describe data in all $x_{\mathcal{P}}$ -bins. The dependence of the parameters on $x_{\mathcal{P}}$ is reported in Figures from 1 to 4. Red dots are the results from pQCD fits at fixed $x_{\mathcal{P}}$. The singlet normalization A_q behaves as an inverse power of $x_{\mathcal{P}}$. In order to improve the description at higher $x_{\mathcal{P}}$, however, an additional term is also included:

$$A_q(x_{\mathcal{P}}) = A_{q,0} (x_{\mathcal{P}})^{A_{q,1}} (1 - x_{\mathcal{P}})^{A_{q,2}}.\tag{5}$$

The gluon normalization is compatible with a single inverse power behaviour of the type:

$$A_g(x_{\mathcal{P}}) = A_{g,0} (x_{\mathcal{P}})^{A_{g,1}}.\tag{6}$$

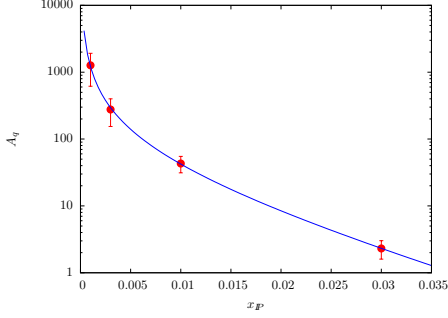


Figure 1. A_q as a function of x_P .

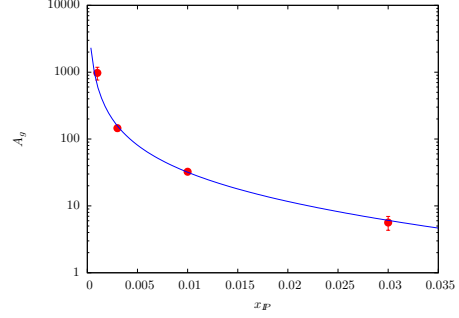


Figure 2. A_g as a function of x_P .

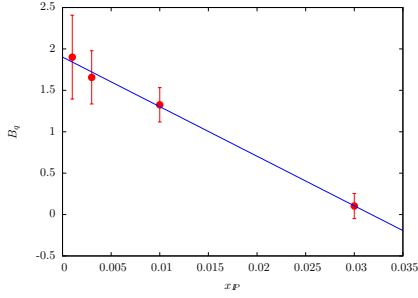


Figure 3. B_q as a function of x_P .

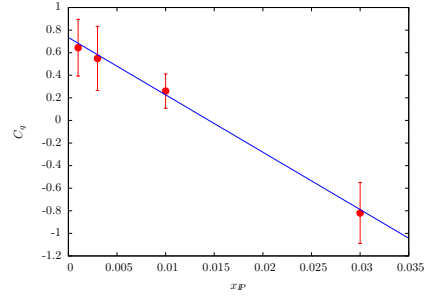


Figure 4. C_q as a function of x_P .

The coefficients B_q and C_q which control the β -shape of the singlet distribution are well described by:

$$B_q(x_P) = B_{q,0} + B_{q,1} x_P, \quad (7)$$

$$C_q(x_P) = C_{q,0} + C_{q,1} x_P. \quad (8)$$

In order to facilitate the comparison, curves resulting from fits with functional form specified in eqs. (6-9) are superimposed to points in Figures 1-4. Since the approximate behaviour of the parameters against x_P is now known, we can perform a x_P -bin combined fit, using the generalized initial condition

$$\beta \Sigma(\beta, Q_0^2, x_P) = A_q(x_P) \beta^{B_q(x_P)} (1 - \beta)^{C_q(x_P)} e^{-\frac{0.01}{1-z}}, \quad (9)$$

$$\beta g(\beta, Q_0^2, x_P) = A_g(x_P) e^{-\frac{0.01}{1-z}}, \quad (10)$$

with the parameters depending on x_P as specified in eqs. (6-9). The combined fit has nine free parameters. Following the procedure described in Ref. [15], to each systematic errors quoted in the experimental paper is assigned a free systematic parameters which is then minimized in the fit along with parameters. As for the single- x_P fits, only data for which $M_x^2 \geq 4 \text{ GeV}^2$ and $Q^2 \geq 8.5 \text{ GeV}^2$ are included in the fit. The latter has a appreciable sensitivity on the scale Q_0^2 due to the relative stiffness of the initial condition in eq. (4). The choice of Q_0^2 is then optimized performing a scan which gives the best χ^2 value for $Q_0^2 = 2.3 \text{ GeV}^2$. The partial results for the χ^2 function in the various x_P bin are reported in Table 2. The best fit returns a $\chi^2 = 166$ for 182 degrees of freedom which is of comparable quality as the one presented in Ref. [10]. The initial condition, eq. (9), allows the singlet and gluon normalization, A_q and A_g respectively, to have a different power behaviour. It is therefore interesting to notice that if the condition $A_{q,1} = A_{g,1}$ is imposed, this result in a global $\chi^2 = 171$ for 183 degree of freedom. If one further neglects

Table 2. Combined $x_{\mathbb{P}}$ fit result.

$x_{\mathbb{P}}$	χ^2	fitted points	total points
0.0003	3.1	3	12
0.0010	26.2	19	40
0.0030	38.9	39	59
0.0100	58.6	61	80
0.0300	36.4	68	85

the $x_{\mathbb{P}}$ -dependence of B_q and C_q by setting $B_{q,1} = C_{q,1} = 0$ the χ^2 increases to 188 units for 185 degree of freedom. This is an *a posteriori* confirmation that not only diffractive parton distributions change their magnitude versus $x_{\mathbb{P}}$ but also that a modulation in their β -shape (for the singlet, in this case) is necessary to better fit the data.

5. Conclusions

We have outlined a new method to extract diffractive parton distributions inspired by the factorization theorem for diffractive DIS. From a series of pQCD fits at fixed $x_{\mathbb{P}}$ we infer the dependence of parameters on such a variable and this allows us to construct a generalized initial condition without assuming neither proton vertex factorization nor the existence of a series of Regge trajectories. Although the quality of the resulting fit gives a χ^2 / d.o.f close to unity, as the Regge based pQCD fit [10], the new procedure treats the non-perturbative $x_{\mathbb{P}}$ -dependence of the cross-sections in a controlled and less model dependent way. This feature will allow further factorization test to be performed with the improved precision of published [16] and forthcoming data [17, 18].

References

- [1] J. C. Collins, *Phys. Rev.* **D57** (1998) 3051.
- [2] M. Grazzini, L. Trentadue, G. Veneziano, *Nucl. Phys.* **B519** (1998) 394.
- [3] L. Trentadue, G. Veneziano, *Phys. Lett.* **B323** (1994) 201.
- [4] G. Camici, M. Grazzini, L. Trentadue, *Phys. Lett.* **B439** (1998) 382.
- [5] H1 Collaboration (A. Aktas et al.) *JHEP* (2007) 0710:042.
- [6] ZEUS Collaboration (S. Chekanov et al.) *Eur. Phys. J.* **C52** (2007)813.
- [7] H1 Collaboration (F.D. Aaron et al.) *Eur. Phys. J.* **C70** (2010) 15.
- [8] ZEUS Collaboration (S. Chekanov et al.) *Eur. Phys. J.* **C55** (2008) 177.
- [9] H1 Collaboration (F.D. Aaron et al.) e-Print: [arXiv:1107.3420](#).
- [10] H1 Collaboration (A. Aktas et al.) *Eur. Phys. J.* **C48** (2006) 715.
- [11] F. A. Ceccopieri, L. Trentadue, *Phys. Lett.* **B655** (2007) 15.
- [12] ZEUS Collaboration (S. Chekanov et al.) *Nucl. Phys.* **B831** (2010) 1.
- [13] S. Taheri Monfared, Ali N. Khorramian, S. Atashbar Tehrani, e-Print: [arXiv:1109.0912](#).
- [14] M. Botje, *Comput. Phys. Commun.* **182** (2011) 490.
- [15] C. Pascaud and F. Zomer, LAL-95-05.
- [16] H1 Collaboration (F.D. Aaron et al.) *Eur. Phys. J.* **C71** (2011) 1578.
- [17] H1 Coll., [H1prelim-10-011].
- [18] H1 Coll., [H1prelim-10-014], T. Hreus, *PoS DIS2010* (2010) 068.