

RELATIVE ISOPERIMETRIC INEQUALITY IN THE PLANE: THE ANISOTROPIC CASE

FRANCESCO DELLA PIETRA AND NUNZIA GAVITONE

ABSTRACT. In this paper we prove a relative isoperimetric inequality in the plane, when the perimeter is defined with respect to a convex, positively homogeneous function of degree one $H: \mathbb{R}^2 \rightarrow [0, +\infty[$. Under suitable assumptions on Ω and H , we also characterize the minimizers.

1. INTRODUCTION

Let Ω be an open bounded connected set of \mathbb{R}^2 , with Lipschitz boundary. The classical relative isoperimetric inequality states that

$$(1.1) \quad P^2(E; \Omega) \geq C \min\{|E|, |\Omega \setminus E|\},$$

for any measurable subset E of Ω (see, for example, [13],[16],[8]). Here $|E|$ is the Lebesgue measure of E , and $P(E; \Omega)$ is the usual perimeter in Ω . Being $P(E; \Omega) = P(\Omega \setminus E; \Omega)$, the inequality (1.1) can be written as

$$(1.2) \quad P^2(E; \Omega) \geq C|E|,$$

for any $E \subset \Omega$ such that $|E| \leq |\Omega|/2$.

Natural questions related to the inequality (1.2) are the following: finding the optimal constant

$$(1.3) \quad C(\Omega) = \inf \left\{ \frac{P^2(E; \Omega)}{|E|} : 0 < |E| \leq \frac{|\Omega|}{2}, E \subseteq \Omega \right\},$$

proving that it is attained, and characterizing the minimizers.

First results in this direction can be found in [8] or [16], where it is proved that $C(\Omega) = \frac{8}{\pi}$ when Ω is the unit disk in \mathbb{R}^2 , and it is attained at a semicircle. More generally, in [10] the author proves that for an open convex set Ω of the plane, $C(\Omega)$ is actually a minimum. Moreover, there exists a convex minimizer of (1.3) whose measure equals $\frac{|\Omega|}{2}$, and any minimizer E has the following properties:

- (a) $\partial E \cap \Omega$ is either a circular arc or a straight segment. Moreover, neither E nor $\Omega \setminus E$ is a circle.
- (b) Let T be one of the terminal points of $\partial E \cap \Omega$. Then T is a regular point of $\partial \Omega$ and $\partial E \cap \Omega$ is orthogonal to $\partial \Omega$. As a consequence, either E or $\Omega \setminus E$ is convex.

2000 *Mathematics Subject Classification.* 52A40.

Key words and phrases. Anisotropic perimeter, relative isoperimetric inequalities, Wulff shape.

- (c) If $|E| < \frac{|\Omega|}{2}$, then E is a circular sector having sides on $\partial\Omega$. In such a case, there exists another minimizer F which is a sector with sides on $\partial\Omega$, having the same vertex as E , such that $|F| = \frac{|\Omega|}{2}$.

Furthermore, in [10] $C(\Omega)$ is explicitly computed under the additional assumption that Ω is symmetric about a point and also in special cases of convex domains. If $r(\Omega)$ is the inradius of Ω , then

$$C(\Omega) = \frac{8r^2(\Omega)}{|\Omega|}.$$

We refer the reader to [12] for some extremal problems involving $C(\Omega)$.

The purpose of the present paper is to find analogous results when the Euclidean perimeter is replaced by an “anisotropic” perimeter. More precisely, if H is an arbitrary norm on \mathbb{R}^2 , the perimeter with respect to H for a set $E \subseteq \mathbb{R}^2$ with sufficiently smooth boundary is given by

$$P_H(E; \Omega) = \int_{\partial E \cap \Omega} H(\nu_E) d\mathcal{H}^1,$$

where \mathcal{H}^1 is the 1-dimensional Hausdorff measure and ν_E is the unit outer normal to E (see Section 2 for the precise definition).

We recall that in this setting it is well-known that the following isoperimetric inequality holds for any $E \subseteq \mathbb{R}^2$

$$(1.4) \quad P_H^2(E; \mathbb{R}^2) \geq 4|W||E|,$$

where $W = \{(x, y) : H^o(x, y) < 1\}$ and H^o is polar to H (see [9],[11],[14],[2],[19]). Moreover, the equality in (1.4) holds if and only if E is homothetic to W . We refer to W as the Wulff shape.

Our results can be summarized as follows. Under suitable assumptions on H , we first show that an anisotropic relative isoperimetric inequality holds. That is: when Ω is an open, bounded connected set of \mathbb{R}^2 , with Lipschitz boundary, then there exists $C_H(\Omega) > 0$ such that

$$(1.5) \quad C_H(\Omega) = \inf \left\{ \frac{P_H^2(E; \Omega)}{|E|} : 0 < |E| \leq \frac{|\Omega|}{2}, E \subseteq \Omega \right\}.$$

Then we prove that, for a convex set Ω , $C_H(\Omega)$ is actually a minimum, there exists a convex minimizer of (1.5) whose measure equals $\frac{|\Omega|}{2}$, and any minimizer E has the following properties:

- (α) $\partial E \cap \Omega$ is either homothetic to a Wulff arc (that is an arc of ∂W) or a straight segment. Moreover, neither E nor $\Omega \setminus E$ is homothetic to a Wulff shape.
- (β) Let T be one of the terminal points of $\partial E \cap \Omega$. Then T is a regular point of $\partial\Omega$ and $\partial E \cap \Omega$ verifies the following contact angle condition with $\partial\Omega$:

$$\langle \nabla H(\nu_E), \nu_\Omega \rangle = 0,$$

where ν_Ω and ν_E are the usual unit outer normal vectors to $\partial\Omega$ and ∂E at T respectively.

- (γ) If $|E| < \frac{|\Omega|}{2}$, then E is homothetic to a Wulff sector (see section 2 for the precise definition) having sides on $\partial\Omega$. In such a case, there exists another minimizer F which is a sector with sides on $\partial\Omega$, having the same vertex as E , such that $|F| = \frac{|\Omega|}{2}$.

Furthermore, we explicitly compute $C_H(\Omega)$ under the additional assumption that Ω is symmetric about a point. Indeed,

$$C_H(\Omega) = \frac{8r_H^2(\Omega)}{|\Omega|},$$

where $r_H(\Omega)$ is defined in Theorem 3.6. For example, if Ω is obtained by a rotation of $\frac{\pi}{2}$ of a level set of H , that is $\Omega = \{(x, y) : H(-y, x) < r\}$, then

$$C_H(\Omega) = \frac{8r^2}{|\Omega|} = \frac{8}{\kappa_H},$$

where $\kappa_H = |\{(x, y) : H(x, y) < 1\}|$. We recover immediately the classical result $C_H = 8/\pi$ when H is the Euclidean norm.

The paper is organized as follows. In Section 2 we give the precise definitions of anisotropic perimeter and some basic properties. In Section 3 we prove the main result. A fundamental argument is to study problem (1.5) by considering the area $|E|$ fixed. Finally, we give some examples.

2. NOTATION AND PRELIMINARIES

Let $H : \mathbb{R}^2 \rightarrow [0, +\infty[$ be a $C^2(\mathbb{R}^2 \setminus \{0\})$ function such that $H^2(\xi)$ is strictly convex and

$$(2.1) \quad H(t\xi) = |t|H(\xi), \quad \forall \xi \in \mathbb{R}^2, \forall t \in \mathbb{R}.$$

Moreover, suppose that there exist two positive constants $\alpha \leq \beta$ such that

$$(2.2) \quad \alpha|\xi| \leq H(\xi) \leq \beta|\xi|, \quad \forall \xi \in \mathbb{R}^2.$$

We define the polar function $H^\circ : \mathbb{R}^2 \rightarrow [0, +\infty[$ of H as

$$H^\circ(v) = \sup_{\xi \neq 0} \frac{\langle \xi, v \rangle}{H(\xi)}$$

where $\langle \cdot, \cdot \rangle$ is the usual scalar product of \mathbb{R}^2 . It is easy to verify that also H° is a convex function which satisfies properties (2.1) and (2.2). Furthermore,

$$H(v) = \sup_{\xi \neq 0} \frac{\langle \xi, v \rangle}{H^\circ(\xi)}.$$

The set

$$W = \{\xi \in \mathbb{R}^2 : H^\circ(\xi) < 1\}$$

is the so-called Wulff shape centered at the origin.

We will call Wulff sector with vertex at the origin the set $A \cap W$, where A is an open cone with vertex at $(0, 0)$.

The following properties of H and H° hold true (see for example [6]):

$$(2.3) \quad H(\nabla H^\circ(\xi)) = H^\circ(\nabla H(\xi)) = 1, \quad \forall \xi \in \mathbb{R}^2 \setminus \{0\},$$

$$(2.4) \quad H^\circ(\xi) \nabla H(\nabla H^\circ(\xi)) = H(\xi) \nabla H^\circ(\nabla H(\xi)) = \xi, \quad \forall \xi \in \mathbb{R}^2 \setminus \{0\}.$$

Definition 2.1 (Anisotropic relative perimeter). Let Ω be an open bounded set of \mathbb{R}^2 . In [3], the perimeter of $F \subset \mathbb{R}^2$ in Ω with respect to H is defined as the quantity

$$P_H(F; \Omega) = \sup \left\{ \int_F \operatorname{div} \sigma dx : \sigma \in C_0^1(\Omega; \mathbb{R}^2), H^\circ(\sigma) \leq 1 \right\}.$$

The equality

$$P_H(F; \Omega) = \int_{\Omega \cap \partial^* F} H(\nu_F) d\mathcal{H}^1$$

holds, where $\partial^* F$ is the reduced boundary of F and ν_F is the unit outer normal to F (see [3]).

The anisotropic perimeter of a set F is finite if and only if the usual Euclidean perimeter $P(F; \Omega)$

$$P(F; \Omega) = \sup \left\{ \int_F \operatorname{div} \sigma dx : \sigma \in C_0^1(\Omega; \mathbb{R}^N), |\sigma| \leq 1 \right\}.$$

is finite. Indeed, by properties (2.1) and (2.2) we have that

$$\frac{1}{\beta} |\xi| \leq H^\circ(\xi) \leq \frac{1}{\alpha} |\xi|,$$

and then

$$(2.5) \quad \alpha P(E; \Omega) \leq P_H(E; \Omega) \leq \beta P(E; \Omega).$$

Remark 2.1. We observe that when $\partial E \cap \Omega$ is the image of a smooth curve $\gamma(t) = (x(t), y(t))$, $t \in [a, b]$, then $P_H(E; \Omega)$ coincides with the value

$$(2.6) \quad \mathcal{L}_H(\gamma) = \int_a^b H(-y'(t), x'(t)) dt.$$

By regularity of H , the curve joining two points P_0 and P_1 which minimizes \mathcal{L}_H is the straight segment $P_0 P_1$. This can be shown by classical argument of Calculus of Variations. We consider, for sake of simplicity, the curves $\gamma(t) = (t, u(t))$. Denoting by $\mathcal{L}_H(u) = \mathcal{L}_H(\gamma)$, the minimum of the problem

$$\begin{cases} \min \mathcal{L}_H(u), \\ u(a) = u_a, u(b) = u_b, \end{cases}$$

is the solution to

$$\begin{cases} \frac{d}{dt} H_x(-u'(t), 1) = 0, \\ u(a) = u_a, u(b) = u_b. \end{cases}$$

Such solution is the linear function passing through $P_0 = (a, u_a)$ and $P_1 = (b, u_b)$.

Definition 2.2 (Anisotropic curvature ([1],[6])). Let $F \subset \mathbb{R}^2$ be a bounded open set with smooth boundary, $\nu_F(x, y)$ the unit outer normal at $(x, y) \in \partial F$, in the usual Euclidean sense. Let u be a C^2 function such that $F = \{u > 0\}$, $\partial F = \{u = 0\}$ and $\nabla u \neq (0, 0)$ on ∂F . Hence, $\nu_F = -\frac{\nabla u}{|\nabla u|}$ on ∂F . The anisotropic outer normal n is defined as

$$n_F(x, y) = \nabla H(\nu_F(x, y)) = \nabla H\left(-\frac{\nabla u}{|\nabla u|}\right), \quad (x, y) \in \partial F,$$

and, by the properties of H ,

$$H^o(n_F) = 1.$$

The anisotropic curvature k_H of ∂F is

$$k_H(x, y) = \operatorname{div} n_F(x, y) = \operatorname{div} \left[\nabla H\left(-\frac{\nabla u}{|\nabla u|}\right) \right], \quad (x, y) \in \partial F.$$

Let $(x_0, y_0) \in \partial F$. Without loss of generality, we can locally describe ∂F with a C^2 function $v:]x_0 - \delta, x_0 + \delta[\rightarrow \mathbb{R}$, that is F is the epigraph of v near $(x_0, y_0) = (x_0, v(x_0))$. By properties of H , the anisotropic curvature $k_H(x_0, y_0)$ of ∂F at (x_0, y_0) can be written as

$$k_H(x_0, y_0) = - \left. \frac{d}{dt} H_x(-v'(t), 1) \right|_{t=x_0}.$$

Remark 2.2. We stress that if F is homothetic to the Wulff shape W and centered at (x_0, y_0) , the anisotropic outer normal at $(x, y) \in \partial F$ has the direction of $(x - x_0, y - y_0)$. Indeed, being $F = \{(x, y): H^o(x - x_0, y - y_0) = \lambda\}$, for some positive λ , by property (2.4) it follows that

$$n_F(x, y) = \nabla H(\nabla H^o(x - x_0, y - y_0)) = \frac{1}{\lambda}(x - x_0, y - y_0).$$

See Figure 1 for an example.

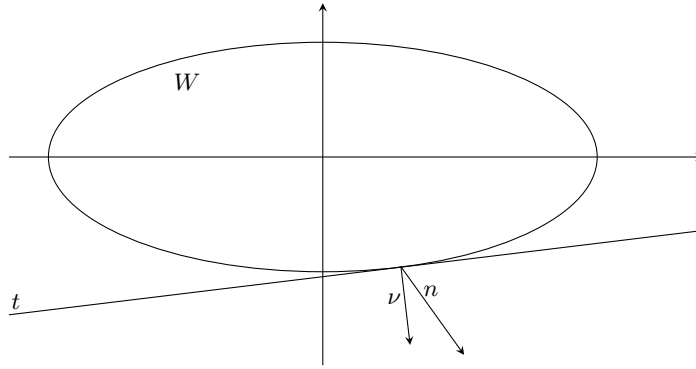


FIGURE 1. Here $H(x, y) = (x^2/a^2 + y^2/b^2)^{1/2}$ and $H^o(x, y) = (a^2x^2 + b^2y^2)^{1/2}$. When $a \neq b$, the usual and the anisotropic outer normal are, in general, different.

Remark 2.3. Let be $F = \frac{1}{\lambda}W$, with $\lambda > 0$. It is not difficult to show (see, for instance, [5], [6]) that the anisotropic curvature at $(x, y) \in \partial F$ is

$$k_H(x, y) = \lambda.$$

3. AN ANISOTROPIC RELATIVE ISOPERIMETRIC INEQUALITY

Theorem 3.1. *Let Ω be an open bounded connected set of \mathbb{R}^2 , with Lipschitz boundary. Then an anisotropic relative isoperimetric inequality holds. Namely, there exists a constant $C > 0$ such that*

$$(3.1) \quad P_H^2(E; \Omega) \geq C \min\{|E|, |\Omega \setminus E|\},$$

for every measurable set $E \subseteq \Omega$.

Proof. The hypotheses made on Ω guarantee that a relative isoperimetric inequality holds when we consider the usual perimeter $P(E; \Omega)$ (see [13],[16],[10]). Hence the inequality (3.1) follows immediately from property (2.5). \square

Our aim is to study, for Ω bounded and convex, the best constant in the inequality (3.1), that is to find the infimum

$$(3.2) \quad C_H = \inf \left\{ Q(E) : 0 < |E| \leq \frac{|\Omega|}{2}, E \subseteq \Omega \right\},$$

where

$$Q(E) = \frac{P_H^2(E; \Omega)}{|E|},$$

to prove that C_H is actually a minimum, and to characterize the minimizers. Furthermore, we will find the explicit value of C_H in some special case.

If E is a minimizer of (3.2), then E solves also the following problem under volume constraint:

$$\min\{P_H(F; \Omega), F \subset \Omega \text{ and } |F| = |E|\}.$$

The following result characterizes the minimizers of the above problem.

Theorem 3.2. *Let Ω be an open bounded connected set of \mathbb{R}^2 , with Lipschitz boundary. Then there exists a minimizer E of the problem*

$$(3.3) \quad \min\{P_H(F; \Omega), F \subset \Omega \text{ and } |F| = k\},$$

with $0 < k \leq |\Omega|/2$ fixed. Moreover, $\partial E \cap \Omega$ is either homothetic to an arc of ∂W , or a straight segment. Hence a minimizer of (3.2), if exists, has the same characterization.

Proof. The existence of a minimizer of (3.3) follows by the lower semicontinuity of P_H (see [3]) using standard methods of Calculus of Variations.

To prove the result, we proceed by steps.

Step 1. First, we show that a minimizer E is locally homothetic to an arc of ∂W , or a straight segment.

Fixed $(x_0, y_0) \in \partial E \cap \Omega$, we can locally describe $\partial E \cap \Omega$ with a C^2 function u (see [1],[7],[4],[17]). That is, without loss of generality, there exists a rectangle $R =]x_0 -$

$\delta, x_0 + \delta[\times I$ where $E \cap R$ is the epigraph of $u :]x_0 - \delta, x_0 + \delta[\rightarrow I$. Moreover, there exists λ such that u is the minimum of the functional

$$J(v) = \int_{x_0 - \delta}^{x_0 + \delta} H(-v'(t), 1) dt + \lambda \int_{x_0 - \delta}^{x_0 + \delta} v(t) dt,$$

with boundary conditions $v(x_0 + \delta) = u(x_0 + \delta)$ and $v(x_0 - \delta) = u(x_0 - \delta)$. The corresponding Euler equation associated to J is

$$(3.4) \quad \begin{cases} -\frac{d}{dt} H_x(-v'(t), 1) = \lambda, & t \in]x_0 - \delta, x_0 + \delta[, \\ v(x_0 \pm \delta) = u(x_0 \pm \delta). \end{cases}$$

If $\lambda = 0$, there exists a linear function u_0 which solves (3.4). If $\lambda \neq 0$, by Remark 2.3, the function $u_\lambda(t)$, which describes $\frac{1}{\lambda} \partial W$ (up to translation) near x_0 , is a solution of (3.4). On the other hand, for any $\lambda \in \mathbb{R}$, the regularity on H guarantees that the functional J is strictly convex. Hence, $u_\lambda = u$ is the unique solution of (3.4) (see also [5], [17]).

Step 2. Now we show that the minimizer has the same anisotropic curvature at any point.

Let us take (x_1, y_1) and (x_2, y_2) in $\partial E \cap \Omega$. As in the step 1, let us consider $u_1 : B_1 =]x_1 - \delta_1, x_1 + \delta_1[\rightarrow I_1$ and $u_2 : B_2 =]x_2 - \delta_2, x_2 + \delta_2[\rightarrow I_2$ two functions which locally describe $\partial E \cap \Omega$. Moreover, there exist λ_1 and λ_2 such that u_i , for $i = 1, 2$, minimizes the functional

$$J_i(v) = \int_{B_i} H(-v'(t), 1) dt + \lambda_i \int_{B_i} v(t) dt, \quad i = 1, 2,$$

with boundary conditions $v(x_i \pm \delta_i) = u_i(x_i \pm \delta_i)$. We claim that $\lambda_1 = \lambda_2$. This can be shown by arguing as in [15], Theorem 2. We briefly describe the idea, and we refer to the quoted paper for the precise details.

We assume that $0 \leq \lambda_1 < \lambda_2$. A similar argument can be repeated in the other cases.

For every $\lambda \in]\lambda_1, \lambda_2[$ there exists a function $u_{\rho,i}$ which is the unique minimizer to

$$\int_{B_{\rho,i}} H(-v'(t), 1) dt + \lambda \int_{B_{\rho,i}} v(t) dt, \quad i = 1, 2,$$

where $0 < \rho < \min_i \delta_i$ and $B_{\rho,i} =]x_i - \rho, x_i + \rho[$, with boundary conditions $v(x_i \pm \rho) = u_i(x_i \pm \rho)$.

By convexity of H , a comparison argument shows that $u_{\rho,1} \leq u_1$ in $B_{\rho,1}$, and $u_{\rho,2} \geq u_2$ in $B_{\rho,2}$. Defining

$$V_{\rho,i} = \int_{B_{\rho,i}} |u_i - u_{\rho,i}| dt,$$

it is possible to prove that there exist two suitable positive numbers r_1 and r_2 such that

$$(3.5) \quad V_{r_1,1} = V_{r_2,2}.$$

This implies that, defining the set E^* as

$$E^* = [E \cup (\text{epi } u_{r_1,1} \cap C_1)] \setminus [C_2 \cap (E \setminus \text{epi } u_{r_2,2})],$$

where $C_i = B_i \times I_i$, we have that $|E^*| = |E|$.

Finally, we get that $E \Delta E^* \Subset \Omega$ and

$$\begin{aligned} P_H(E; \Omega) - P_H(E^*; \Omega) = & \int_{B_{r_1,1}} H(-u'_1, 1) dt + \int_{B_{r_2,2}} H(-u'_2, 1) dt + \\ & - \int_{B_{r_1,1}} H(-u'_{r_1,1}, 1) dt - \int_{B_{r_2,2}} H(-u'_{r_2,2}, 1) dt + \\ & + \lambda \int_{B_{r_1,1}} (u_1 - u_{r_1,1}) dt + \lambda \int_{B_{r_2,2}} (u_2 - u_{r_2,2}) dt, \end{aligned}$$

where last line in the above equality vanishes, by (3.5).

By minimality of $u_{r_1,1}$ and $u_{r_2,2}$, $P_H(E; \Omega) > P_H(E^*; \Omega)$, and this contradicts the minimality of E . Hence, $\lambda_1 = \lambda_2$.

Step 3. We point out that the claim of Step 2 assure that $\partial E \cap \Omega$ consists of Wulff arcs, all with the same curvature, or straight segments. To conclude the proof of the Theorem, we have to prove that E and $\partial E \cap \Omega$ are connected. This can be shown by repeating line by line the proof of Theorem 2 in [10]. \square

The following property of the minimizers is a direct consequence of Remark 2.1.

Proposition 3.1. *Let Ω be an open bounded connected set of \mathbb{R}^2 , with Lipschitz boundary. Suppose that E is a minimizer of (3.2). If $|E| < |\Omega|/2$ and $\partial E \cap \Omega$ is not a straight segment, $\partial E \cap \Omega$ is concave towards E .*

Proof. If $|E| < |\Omega|/2$ and $\partial E \cap \Omega$ is strictly concave towards $\Omega \setminus E$, we can consider a new set E^* by adding to E the region of Ω between $\partial E \cap \Omega$ and a straight segment joining two suitable points of $\partial E \cap \Omega$. Choosing the two points sufficiently near, we get that $|E| \leq |E^*| \leq |\Omega|/2$ and, by Remark 2.1, $P_H(E^*; \Omega) < P_H(E; \Omega)$. This contradicts the minimality of E . \square

Theorem 3.3. *Let Ω be an open bounded convex set of \mathbb{R}^2 . Suppose that E is a minimizer of (3.2), and let T be a terminal point of ∂E . Then $\partial \Omega$ at T is C^1 , and*

$$(3.6) \quad \langle n_E, \nu_\Omega \rangle = 0$$

where n_E is the anisotropic outer normal to ∂E and ν_Ω is the usual unit outer normal to $\partial \Omega$ at T .

Remark 3.1. The angle condition is justified by the following natural geometric argument.

Let $s: \alpha_s x + \beta_s y + q_s = 0$ be a straight line, $P_0 = (x_0, y_0) \in \mathbb{R}^2 \setminus s$. By an immediate calculation, the straight segment which minimizes L_H between P_0 and s is parallel to the straight line $r: \alpha_r x + \beta_r y = 0$ which has to satisfy the following orthogonality condition:

$$(3.7) \quad \langle \nabla H(\beta_r, \alpha_r), (\beta_s, \alpha_s) \rangle = 0.$$

Using the notation of Theorem 3.3, if we consider as r the tangent line to $\partial \Omega$ at a terminal point T of $\partial E \cap \Omega$, and as s the tangent straight line to ∂E at T , then (3.6) and (3.7) coincide.

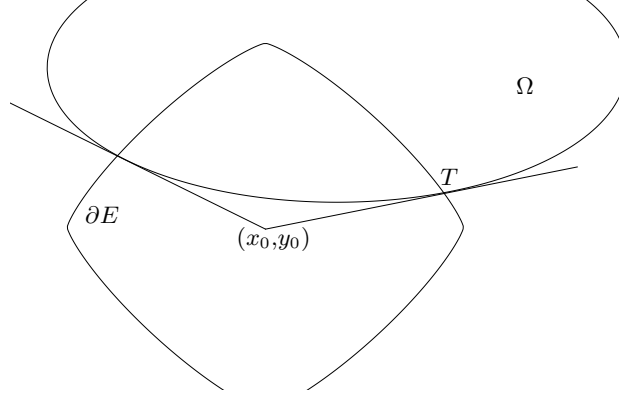


FIGURE 2. Contact angle condition, with $H(x, y) = (x^4 + y^4)^{\frac{1}{4}}$ and E is homothetic to the Wulff shape W and centered at (x_0, y_0) . The tangent lines to $\partial\Omega$ at the contact points have the same direction of the anisotropic normal to ∂E at the same points.

Proof of Theorem 3.3. We first assume that $\partial\Omega$ is C^1 at T .

Let us suppose, by contradiction, that (3.6) is not verified. The idea is to construct a new set E^* such that $Q(E^*) < Q(E)$. This will contradict the minimality of E . To do that, we need to distinguish three cases.

First of all, we denote with s the tangent line to $\partial\Omega$ at T , and with t and r two half line with vertex at T and towards Ω such that t is tangent to ∂E at T and r satisfies the angle condition (3.7) with respect to s .

Case 1. We first assume that $|E| < |\Omega|/2$ and the angle between s and t towards E is greater than the one between s and r towards E . We construct the straight segment QQ_0 parallel to r joining a suitable point $Q \in \partial E \cap \Omega$ and $Q_0 \in s$. Being Ω convex, we can consider the point $\bar{Q} = QQ_0 \cap \partial\Omega$. Denoted by D the closed region delimited by $Q\bar{Q}$, the arc of ∂E joining Q and T and the arc of $\partial\Omega$ between T and \bar{Q} , let be $E^* = E \cup D$ (see figure 3).

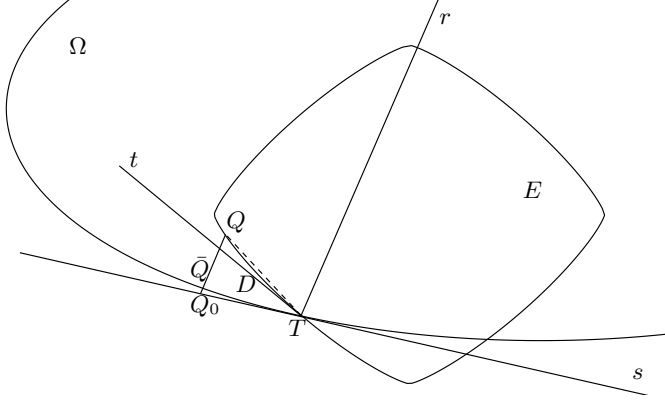
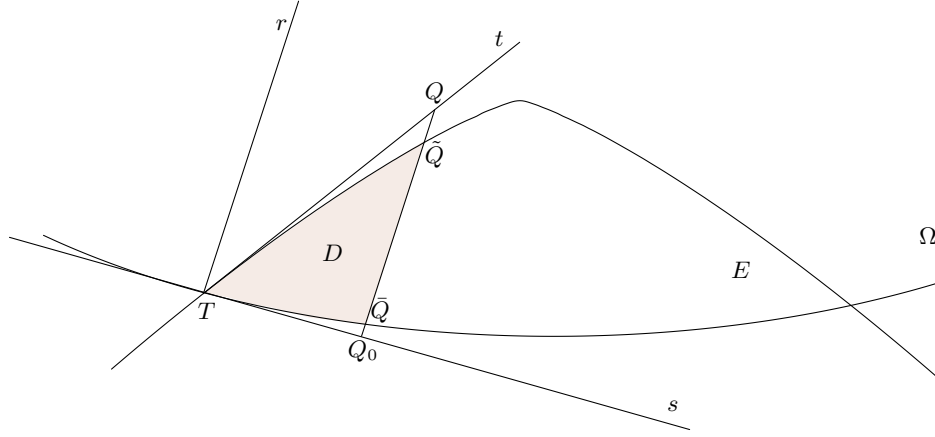
We choose Q sufficiently near to T such that $|E^*| < |\Omega|/2$. Hence E^* has larger area than E and, by Remark 3.1 and Lemma 2.1 also smaller anisotropic perimeter.

Case 2. Now we still suppose that $|E| < |\Omega|/2$, and the angle between s and t towards E is smaller than the one between s and r . We construct the straight segment QQ_0 parallel to r joining a suitable point $Q \in t$ and $Q_0 \in s$, the point $\bar{Q} = QQ_0 \cap \partial\Omega$ and the set D as the intersection between the triangle QTQ_0 and E (see figure 4). We define $E^* = E \setminus D$.

We show that, for a suitable choice of Q ,

$$(3.8) \quad \frac{P_H^2(E; \Omega)}{|E|} > \frac{P_H^2(E^*; \Omega)}{|E^*|}.$$

Differently from the case 1, inequality (3.8) is not obvious because E^* has both smaller perimeter and area. Hence, we explicitly calculate the right-hand side in (3.8). Denoted by $A = |E|$, $P = P_H(E; \Omega)$, $\delta A = |D| = |E| - |E^*|$, $\delta P = P_H(E; \Omega) - P_H(E^*; \Omega)$, the

FIGURE 3. Case 1, construction of E^* .FIGURE 4. Case 2, construction of E^* .

inequality (3.8) becomes

$$(3.9) \quad \frac{P^2}{A} > \frac{(P - \delta P)^2}{A - \delta A}.$$

Denoting by $l_{1,H} = \mathcal{L}_H(\gamma_1)$ and $l_{2,H} = \mathcal{L}_H(\gamma_2)$, where γ_1 and γ_2 are the curves which represent TQ and QQ_0 respectively, it is easy to prove that

$$l_{1,H} = l_1 \cdot H(-\beta, \alpha) = l_1 C_1,$$

where l_1 and (α, β) are respectively the usual lenght and the direction of TQ , and

$$l_{2,H} = l_2 \cdot H(-\beta_r, \alpha_r) = l_2 C_2,$$

where l_2 and (α_r, β_r) are respectively the usual lenght and the direction of QQ_0 . Observe that by construction, $l_{1,H} > l_{2,H}$.



By elementary properties of triangles,

The function f is strictly decreasing in the interval $[0, \bar{C}]$, with

which is strictly positive, being $l_{1,H} > l_{2,H}$. This implies that, for $l_1 < \bar{C}$,

On the other hand, by Remark 2.1 we get

Hence, being obviously $\delta \tilde{A} \geq \delta A$, by (3.10), it follows (3.9) for a suitable choice of Q .

If $\partial E \cap \Omega$ is a straight segment, or it is strictly concave towards E , we can repeat line by line the same argument of case 2. Otherwise, if $\partial E \cap \Omega$ is strictly concave towards $\Omega \setminus E$, proceeding as in case 1 we construct the straight segment QQ_0 , and another straight segment BC joining two suitable points of $\partial E \cap \Omega$. Let D_1 and D_2 be as in Figure 6, and define $E^* = (E \setminus D_1) \cup D_2$. Choosing B, C and Q in such a way that $|E| = |E^*|$, since $P_H(E^*; \Omega) < P_H(E; \Omega)$ we obtain a contradiction, and the proof of the Theorem is

completed when T is a regular point of $\partial\Omega$. Finally, we show that $\partial E \cap \Omega$ cannot join $\partial\Omega$

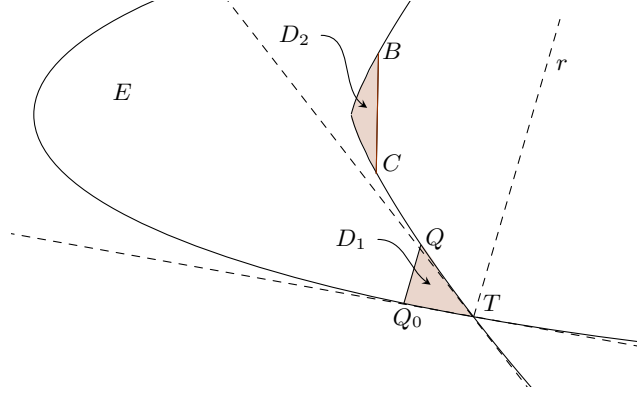


FIGURE 6.

at a non regular point.

By contradiction, suppose that $\partial\Omega$ is not regular at T . By convexity it has different right and left tangent straight lines, that we denote by s_1 and s_2 respectively.

Clearly, the tangent line t does not satisfy the contact angle condition with both s_1 and s_2 . So we can repeat the arguments just considered by replacing the straight line s with s_1 or s_2 , and obtaining a contradiction with the minimality of E . \square

Proposition 3.2. *Let Ω be an open bounded convex set of \mathbb{R}^2 , $0 < k \leq |\Omega|/2$, and set E_k be a minimizer of problem*

$$\min\{P_H(F; \Omega), F \subset \Omega \text{ and } |F| = k\}.$$

We have the following properties:

- (1) *neither E_k nor $\Omega \setminus E_k$ is homothetic to a Wulff shape;*
- (2) *if $k < |\Omega|/2$, and T_1 and T_2 are the terminal points of $\partial E_k \cap \Omega$ on $\partial\Omega$, then the left and right tangent straight lines at T_1 to $\partial\Omega$ do not make a cone towards $\Omega \setminus E_k$ with the analogous lines at T_2 .*
- (3) *if $k < |\Omega|/2$ and $\partial E_k \cap \Omega$ is not a straight segment, $\partial E_k \cap \Omega$ is concave towards E .*

Proof. We prove the three properties by contradiction with the minimality of E_k , finding a set with same area and smaller perimeter.

Let E_k or $\Omega \setminus E_k$ be homothetic to a Wulff shape. Since the perimeter $P_H(E_k; \Omega)$ is invariant up to translations in Ω , we can suppose that ∂E_k touches at least at one (regular) point $P \in \partial\Omega$, and there exists a small ball B_P centered at P such that $B_P \cap \partial E_k \not\subset \partial\Omega$.

We stress that in P the contact angle condition cannot hold. Indeed $\nu_{E_k}(P) = \nu_\Omega(P)$, and by (3.6) and the homogeneity of H we should have that

$$0 = \langle n_{E_k}(P), \nu_\Omega(P) \rangle = \langle \nabla H(\nu_\Omega(P)), \nu_\Omega(P) \rangle = H(\nu_\Omega(P)),$$

so $\nu_\Omega = 0$ and this is absurd. Then arguing as in case 3 of the proof of Theorem 3.3, being E_k (or $\Omega \setminus E_k$) strictly convex we can add and subtract two small regions in order to get a new set with the same area and smaller perimeter (see Figure 6). This proves (1).

Property (2) easily follows by the convexity of Ω . Indeed, if E_k has measure smaller than $|\Omega|/2$ and does not verify (2), we can do a suitable translation ∂E_k^t of ∂E_k towards the vertex V of the cone in \mathbb{R}^2 , in such a way that the set \tilde{E} bounded by $\partial E_k^t \cap \Omega$ towards V and $\partial\Omega$, has measure k and smaller perimeter than E_k in Ω (see figure 7). This contradicts the minimality of E_k .

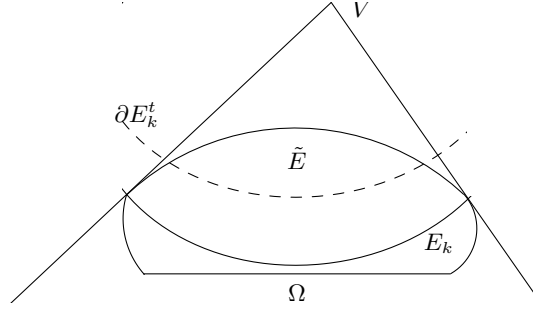


FIGURE 7.

Finally, suppose that ∂E_k is concave towards $\Omega \setminus E_k$. By property (2), the tangent straight lines at terminal points of $\partial E_k \cap \Omega$ either make a cone towards E_k or are parallel. As in Proposition 3.1, in both cases we can add a small region to E_k in order to decrease the perimeter and, similarly as in the proof of property (2), with a suitable translation of $\partial E_k \cap \Omega$ towards the vertex of the cone, keep fixed the area $|E_k|$. This proves property (3). \square

In order to prove the existence of a minimizer of (3.2), we need the following technical lemma.

Lemma 3.1. *Let $\mu:]0, +\infty[\rightarrow \mathbb{R}$ be a lower semicontinuous function. Suppose that for any $k > 0$ there exists $\delta_k > 0$ such that*

$$(3.11) \quad \mu(k + \delta) \leq \mu(k), \quad \text{for any } \delta \in [0, \delta_k].$$

Then μ is decreasing in $]0, +\infty[$.

Proof. By contradiction, suppose that there exist $k_1 < k_2$ such that

$$(3.12) \quad \mu(k_1) < \mu(k_2).$$

Define $\varphi(k)$ as

$$\varphi(k) = \begin{cases} \mu(k_1) & \text{if } k \leq k_1, \\ \mu(k) & \text{if } k_1 < k < k_2, \\ \mu(k_2) & \text{if } k \geq k_2. \end{cases}$$

The function φ is lower semicontinuous, and for any k there exists $\delta_k > 0$ such that $\varphi(k + \delta) \leq \varphi(k)$, for any $\delta \in [0, \delta_k]$. Hence, we can define $\bar{\delta} > 0$ as

$$\bar{\delta} = \sup\{\delta > 0: \varphi(k_1 + \delta) \leq \varphi(k_1)\}.$$

If $\bar{\delta} = +\infty$, then $\varphi(k_2) \leq \varphi(k_1)$, and this contradicts (3.12). Hence, suppose that $\bar{\delta} < +\infty$. Being φ lower semicontinuous, $\bar{\delta}$ is actually a maximum:

$$\varphi(k_1 + \bar{\delta}) \leq \liminf_{\delta \rightarrow \bar{\delta}} \varphi(k_1 + \delta) \leq \varphi(k_1).$$

But this contradicts the definition of $\bar{\delta}$. Indeed, by the property of φ we can take $\tilde{\delta} > \bar{\delta}$ such that $\varphi(k_1 + \tilde{\delta}) \leq \varphi(k_1 + \bar{\delta}) \leq \varphi(k_1)$. Hence, necessarily $\mu(k_1) \geq \mu(k_2)$, and the proof is concluded. \square

Theorem 3.4. *Let Ω be an open bounded convex set of \mathbb{R}^2 . Let $\mu(k)$ be the function defined in $]0, |\Omega|/2]$ as*

$$(3.13) \quad \mu(k) = \min \left\{ \frac{P_H^2(F; \Omega)}{k}, F \subset \Omega \text{ and } |F| = k \right\}.$$

Then, we have the following results hold:

- (1) $\mu(k)$ is a decreasing lower semicontinuous function in $]0, |\Omega|/2]$,
- (2) the sets which minimize (3.13) verify the contact angle condition. More precisely, they verify the thesis of Theorem 3.3.

Proof. We first prove that the function μ is lower semicontinuous in $]0, |\Omega|/2]$.

Let be $k \in]0, |\Omega|/2]$, and take a positive sequence k_n such that $k_n \rightarrow k$. Consider $E_n \subset \Omega$ such that $|E_n| = k_n$ and $\mu(k_n) = Q(E_n) = k_n^{-1} P_H^2(E_n; \Omega)$. By Proposition 3.2, E_n is convex. Hence, by the Blaschke selection Theorem (see [18], page 50) E_n converges (up to a subsequence) to a set E in the Hausdorff metric. Being E_n convex and bounded, then $\chi_{E_n} \rightarrow \chi_E$ in $L^1(\Omega)$ strongly, and $|E| = k$. Using the lower semicontinuity of $P_H(\cdot; \Omega)$ (see [3]) we get

$$\mu(k) \leq Q(E) \leq \liminf_n \frac{P_H^2(E_n; \Omega)}{k_n} = \liminf_n \mu(k_n).$$

In order to prove that μ is decreasing, let be $k \in]0, |\Omega|/2[$ fixed and consider $E_k, |E_k| = k$ such that $\mu(k) = Q(E_k)$.

We claim that there exists a positive number δ_k and a family of sets $E_k(\delta)$, $0 < \delta \leq \delta_k$ with continuously increasing area and $Q(E_k(\delta)) \leq Q(E_k)$. Then

$$(3.14) \quad \mu(|E_k(\delta)|) \leq Q(E_k(\delta)) \leq \mu(k), \quad \delta \in]0, \delta_k].$$

Being μ lower semicontinuous in $]0, |\Omega|/2]$, by Lemma 3.1 this is sufficient to show that μ is decreasing.

By Theorem 3.2, $\partial E_k \cap \Omega$ is a straight segment or a Wulff arc, and by property (1) of Proposition 3.2, it has two terminal points T_i on $\partial\Omega$. We suppose that such points are regular for $\partial\Omega$, so that by property (2) Proposition 3.2, the tangent lines to $\partial\Omega$, s_i at T_i either are parallel or make a cone A towards E_k . In the first case, the claim follows immediately by the convexity of Ω and making a suitable translation of ∂E_k . Hence, we

consider the second case, and suppose without loss of generality that $s_1 \cap s_2 = (0, 0)$. Moreover, by property (3) of Proposition 3.2, $\partial E_k \cap \Omega$ is a straight segment, or concave towards E_k .

We need to distinguish two cases for the shape of Ω .

Case 1. $\partial E_k \cap \partial \Omega$ is not contained in ∂A .

We set $C(\delta)$, $\delta \geq 0$, the region bounded by $(1 + \delta)\partial E_k$ and ∂A , and $E_k(\delta) = C(\delta) \cap \Omega$. For sake of simplicity, we define $C(0) = C$.

Let $A_i(\delta)$ be the boundary point of $\partial C(\delta) \cap A$ on s_i . Moreover, let be $B_i(\delta) = \partial \Omega \cap w_i$, where w_i is the tangent line to $\partial C(\delta)$ at $A_i(\delta)$. (see figure 8).

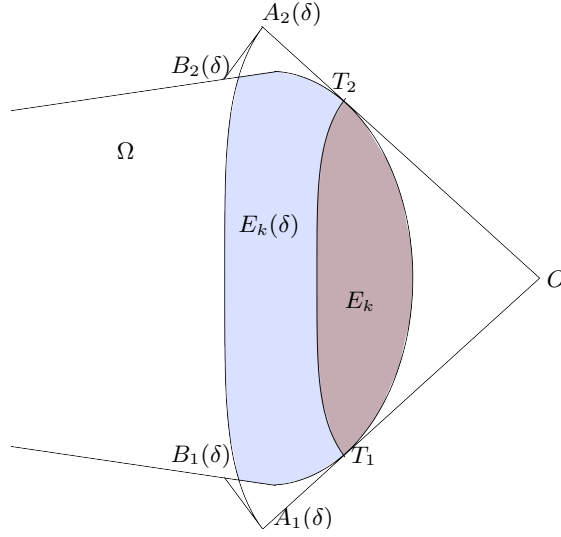


FIGURE 8.

Now we compute area and relative perimeter of $E_k(\delta)$. Observe that the triangles D_i of vertex $A_i(\delta)$, $B_i(\delta)$ and T_i have area $|D_i| = o(\delta)$. We have:

$$|E_k(\delta)| \geq |E_k| + (|C(\delta)| - |C|) + o(\delta) = |E_k| + 2\delta|C| + o(\delta)$$

and

$$P_H(E_k(\delta); \Omega) \leq P_H(C(\delta); A) = (1 + \delta)P_H(C; A) = (1 + \delta)P_H(E_k; \Omega).$$

It follows that

$$\begin{aligned} (3.15) \quad \frac{1}{\delta} [Q(E_k(\delta)) - Q(E_k)] &\leq \\ &\leq \frac{1}{\delta} Q(E_k) \left[\frac{(1 + \delta)^2}{1 + 2\delta \frac{|C|}{|E_k|} + o(\delta)} - 1 \right] = \\ &= Q(E_k) \left[\frac{2 \left(1 - \frac{|C|}{|E_k|} \right) + o(1)}{1 + o(1)} \right]. \end{aligned}$$

Since $|E_k| < |C|$, then for δ sufficiently small we obtain that the left-hand side of (3.15) is negative. This proves (3.14), and hence (1), if T_i are regular points of $\partial\Omega$. If, for example, T_1 is not a regular point, we can repeat the arguments just considered by replacing s_1 with the left or right tangent straight line.

Now we prove (2). In order to fix the ideas, we consider the regular point T_1 and the straight line r which verifies the contact angle condition with s_1 . Let α_{opt} be the angle between s_1 and r towards E_k , and α the corresponding angle between $\partial E_k \cap \Omega$ and s_1 towards E_k . Suppose by contradiction that $\alpha \neq \alpha_{opt}$.

If $\alpha < \alpha_{opt}$, then the construction made in the proof of case 2 of Theorem 3.3 allows to take E^* such that $|E^*| < |E_k|$ and $Q(E^*) < Q(E_k)$, and this contradicts the monotonicity of μ . If $\alpha > \alpha_{opt}$, and $\partial E_k \cap \Omega$ is a Wulff arc, as in case 3 of Theorem 3.3 we can add and subtract two sets in order to decrease the perimeter and to preserve the area, contradicting the minimality of E_k . In the case that $\partial E_k \cap \Omega$ is a straight segment, we can add a small region to E_k in order to decrease the perimeter and with a suitable translation, keep fixed the area $|E_k|$.

Finally, T_1 cannot be a singular point for $\partial\Omega$. Otherwise, similarly as observed at the end of the proof of Theorem 3.3 and proceeding as above, we get a contradiction with the minimality of the minimizer.

Case 2. $\partial E_k \cap \partial\Omega$ is contained in ∂A , that is $E_k = C$.

Define $E_k(\lambda) = \lambda E_k$, $\lambda \geq 0$, and $r \geq 0$ such that

$$\lambda_{max} = \max\{\lambda \geq 0 : E_k(\lambda) \cap \partial\Omega \subset \partial A\}.$$

First, we prove that at the terminal points of $\partial E_k \cap \Omega$ it holds the contact angle condition (3.6).

In order to fix the ideas, we consider the regular point $T_1 \in \partial\Omega$ and the straight line r which verifies the contact angle condition with s_1 . Let α_{opt} be the angle between s_1 and r towards E_k , and α the corresponding angle between $\partial E_k \cap \Omega$ and s_1 towards E_k . Suppose by contradiction that $\alpha \neq \alpha_{opt}$.

Case 2-a Let be $\lambda_{max} > 1$. Reasoning as in the proof of Theorem 3.3, we find E^* such that $Q(E^*) < Q(E_k)$, with $|E_k| - |E^*|$ sufficiently small. Then there exists $\rho > 0$ such that $|\rho E^*| = \rho^2 |E^*| = |E_k|$, and $Q(\rho E^*) = Q(E^*) < Q(E_k)$. This contradicts the minimality of E_k .

Repeating the same argument for T_2 , we have that the terminal points of $\partial E_k \cap \Omega$ have to verify the angle condition, that is E_k is homothetic to a Wulff sector $W \cap A$.

Case 2-b Let be $\lambda_{max} = 1$. Then, as $0 < \lambda < \lambda_{max}$, the set λE_k is such that $Q(\lambda E_k) = Q(E_k)$. Thanks to case 2-a, we have that $\mu(|\lambda E_k|)$ is attained at a Wulff sector, namely the set $(\tilde{\lambda}W) \cap A = (\tilde{\lambda}W) \cap \Omega$, for $\tilde{\lambda} > 0$ such that $|\lambda E_k| = |(\tilde{\lambda}W) \cap A|$. Hence $\mu(|E_k|) = Q((\tilde{\lambda}W) \cap \Omega) < Q(E_k)$. Define

$$(3.16) \quad \gamma_{max} = \max\{\gamma \geq 0 : (\gamma W) \cap \Omega \text{ is homothetic to a Wulff sector}\}.$$

We have that γ_{max} is finite and $|\gamma_{max} W \cap \Omega| < |E_k|$. Otherwise, there exists $\gamma \leq \gamma_{max}$ such that $|\gamma W \cap \Omega| = |E_k|$ and $Q(\gamma W \cap \Omega) = Q(\tilde{\lambda}W \cap \Omega) < Q(E_k)$, and this is a contradiction.

As matter of fact, the homogeneity of H and (2.4) imply, for $\xi \in \partial W$, that $H(\nu_W(\xi)) = \langle \nu_W(\xi), \xi \rangle$. Moreover, for $\xi \in \partial A$, $\langle \nu_A(\xi), \xi \rangle = 0$. Hence by the divergence Theorem we get that, for $\gamma > 0$,

$$(3.17) \quad P_H(\gamma W; A) = 2\gamma|W \cap A|.$$

Define $E(\delta) = \Omega \cap [(\gamma_{max} + \delta)W]$, and A_δ the cone made by the two half-straight lines s_i^δ , $i = 1, 2$ with origin at $(0, 0)$ and passing through one of the two terminal points of $\partial[E(\delta) \cap \Omega]$.

By (3.17) and the convexity of Ω , we get, for an appropriate δ , $|E(\delta)| = k$ and

$$Q(E(\delta)) \leq 4|W \cap A_\delta| < 4|W \cap A| = Q(\gamma_{max}W) < Q(E_k).$$

Then ∂E_k must verify the contact angle condition at each T_i , and this concludes the case 2-b, and (2) is proved.

In order to prove (3.14), and hence (1), we observe that from (2), $E_k = (\lambda W) \cap \Omega$, for some $\lambda > 0$. Let γ_{max} as in (3.16), and suppose that $\gamma_{max} = \lambda$, otherwise (3.14) is immediate, being $Q(E_k) = Q(\gamma W \cap \Omega)$, for any $0 < \gamma < \gamma_{max}$. Defining $E(\delta) = \Omega \cap [(\gamma_{max} + \delta)W]$ and reasoning as in case 2-b, we get (3.14).

Finally, the regularity of T_i on $\partial\Omega$ follows exactly as in the case 1, and the proof is completed. \square

Remark 3.2. We observe that if E is a minimizer of (3.2), and $|E| < |\Omega|/2$, then E is homothetic to a Wulff sector with sides on $\partial\Omega$. Otherwise, arguing as in case 1 of the proof of Theorem 3.4, we construct a new set E^* with $Q(E^*) < Q(E)$. Hence, $E = E(\lambda) = A \cap (\lambda W)$ with sides on $\partial\Omega$. Being

$$Q(E(\rho)) = 4|W \cap A|, \quad \forall \rho: |E(\rho)| \leq \frac{|\Omega|}{2},$$

where $E(\rho) = A \cap (\rho W)$, there exists another minimizer F which is a Wulff sector with sides on $\partial\Omega$ and $|F| = |\Omega|/2$.

Now we are able to prove the main result.

Theorem 3.5. *Let Ω be an open bounded convex set of \mathbb{R}^2 . Then there exists a convex minimizer of problem (3.2) whose measure is equal to $|\Omega|/2$. More precisely, either a minimizer E of (3.2) has measure $|\Omega|/2$, or E is homothetic to a Wulff sector with sides on $\partial\Omega$. Finally, it verifies the contact angle condition.*

Proof. Let μ defined as in the above theorem and, being μ decreasing in $]0, |\Omega|/2]$, it attains its minimum at $k = |\Omega|/2$.

Now we are able to prove that (3.2) has a minimum. Let \tilde{E} be such that $|\tilde{E}| = |\Omega|/2$ and $\mu(|\Omega|/2) = Q(\tilde{E})$. Let E_n , $n \in \mathbb{N}$ be a minimizing sequence of problem (3.2), that is

$$\lim_n Q(E_n) = C_H, \quad 0 < |E_n| \leq |\Omega|/2.$$

Without loss of generality, we may suppose that, for any $n \in \mathbb{N}$, $Q(E_n) = \mu(|E_n|)$. Otherwise, we replace E_n with the minimizer of problem (3.3) with volume constraint $k = |E_n|$. Then

$$C_H \leq Q(\tilde{E}) = \mu(|\Omega|/2) \leq \mu(|E_n|) = Q(E_n).$$

Passing to the limit,

$$C_H = \mu \left(\frac{|\Omega|}{2} \right),$$

and \tilde{E} is a minimizer of (3.2), whose boundary in Ω is a straight segment or a Wulff arc. From the proof of Theorem 3.4 it follows that if E is another minimizer of (3.2) with $|E| < |\Omega|/2$, then it is a Wulff sector with sides on $\partial\Omega$. Recalling Theorem 3.3, the result is completely proved. \square

In the following theorem, we characterize the minimizers for centrosymmetric sets, and find the constant C_H in (3.2).

For sake of simplicity, if T is a point in \mathbb{R}^2 , we put $L_H(T) = \mathcal{L}_H(\gamma)$, where \mathcal{L}_H is defined in (2.6), and γ is a curve which represent the straight segment OT joining T with the origin O . We observe that if $T = (x, y)$, then $L_H(T) = H(-y, x)$.

Theorem 3.6. *Let $\Omega \subset \mathbb{R}^2$ be a convex bounded set, symmetric about the origin O . Then a minimizer of (3.2) is a set E whose boundary in Ω is a straight segment passing through the origin and such that $P_H(E; \Omega) = 2r_H$, where $r_H = r_H(\Omega) = \min_{T \in \partial\Omega} L_H(T)$. Hence,*

$$C_H = \frac{8r_H^2}{|\Omega|}.$$

Proof. The first step is to prove the existence of a set E enjoying the properties of the statement. Let us consider the set

$$B(r_H) = \{(x, y) \in \mathbb{R}^2 : L_H(x, y) < r_H\}.$$

Then $\partial B(r_H)$ meets $\partial\Omega$ at least at two symmetric regular points T_1, T_2 . We observe that in T_i the contact angle condition is satisfied. Indeed, the anisotropic outer normal to the straight segment OT_i is $n_E(T_i) = \nabla H(-y_i, x_i)$, where $T_i = (x_i, y_i)$, $i = 1, 2$. Denoted by $\nu_\Omega(T_i)$ the unit outer normal to $\partial\Omega$ at T_i , being $\nu_\Omega(T_i) = (H_y(-y_i, x_i), -H_x(-y_i, x_i))$, we have $\langle n_E(T_i), \nu_\Omega(T_i) \rangle = 0$.

We show that $T_1 T_2$ is the boundary in Ω of the required set E , and $Q(E) = \frac{8r_H^2}{|\Omega|}$.

By Theorem 3.5, there exists a convex minimizer of (3.2) whose measure is $|\Omega|/2$, which is a straight segment or a Wulff arc. If we show that $P_H(E; \Omega) \leq P_H(F; \Omega)$, where F is a open convex subset of Ω such that $|F| = |\Omega|/2$ and $\partial F \cap \Omega$ is a straight segment or a Wulff arc, we have done.

Clearly, any straight segment passing through the origin bounds in Ω a set with greater perimeter than E and with same area $|\Omega|/2$. We do not consider the straight segments which not contain the origin, because they bounds in Ω sets with measure different from $|\Omega|/2$. Hence we can suppose that $\partial F \cap \Omega$ is a Wulff arc.

Obviously, $O \notin \partial F$, otherwise $|F| \neq |\Omega|/2$. More precisely, denoted by P_1 and P_2 the terminal points of $\partial F \cap \Omega$, we get that $O \in F \setminus \bar{G}$, where $G \subset F$ is bounded by $\partial\Omega$ and $P_1 P_2$, otherwise $|\Omega|/2 \leq |G| < |F|$, and this is impossible. Hence we can consider the straight segments in F , OP_1 and OP_2 , and it is not difficult to show that

$$P_H(F; \Omega) > L_H(P_1) + L_H(P_2) \geq 2r_H = P_H(E; \Omega),$$

and this concludes the proof. \square

Remark 3.3. If $\Omega = \{(x, y): H(-y, x) < r\}$, i.e. Ω is obtained by a rotation of $\frac{\pi}{2}$ the r -level set of H , then Theorem 3.6 gives

$$C_H = \frac{8r^2}{|\Omega|} = \frac{8}{\kappa_H},$$

where $\kappa_H = |\{(x, y): H(x, y) < 1\}|$. Observe that any straight segment passing through the origin and joining the boundary of Ω bounds a minimizer.

In particular, if $H(x, y) = H^o(x, y) = (x^2 + y^2)^{1/2}$, we recover the classical result $C_H = \frac{8}{\pi}$ (see for instance [16],[10]).

4. SOME EXAMPLES

Here we apply the results just obtained to some particular function H .

Example 4.1. Let $H(x, y)$ defined as

$$H(x, y) = \left(\frac{x^2}{a^2} + \frac{y^2}{b^2} \right)^{\frac{1}{2}}.$$

An immediate calculation gives that

$$H^o(x, y) = (a^2 x^2 + b^2 y^2)^{\frac{1}{2}}.$$

If Ω is the ellipse $\Omega = \{(x, y): H^o(x, y) < r\}$, then $\Omega = \{(x, y): H(-y, x) < \frac{r}{ab}\}$, and $|\Omega| = \frac{\pi r^2}{ab}$. By Theorem 3.6 and Remark 3.3 we have

$$(4.1) \quad P_H^2(E; \Omega) \geq \frac{8}{\pi ab} |E|, \quad \forall E \subset \Omega: |E| \leq \frac{\pi r^2}{2ab}.$$

Moreover, the equality in (4.1) holds if and only if $\partial E \cap \Omega$ is any straight segment passing through the origin (see Figure 9).

We observe that if we compute C_H for the ellipse $\Omega_1 = \{(x, y): H(x, y) < r\}$, with for example, $a > b$, then the smaller axis of the ellipse (in the usual sense) is the boundary of the only minimizer of (3.2) (see Figure 9), and the constant C_H is

$$C_H = \frac{8}{\pi ab} \frac{b^2}{a^2}.$$

We point out that the above result for Ω can be obtained directly by the classical relative isoperimetric inequality for the Euclidean perimeter. Indeed, the anisotropic relative perimeter of a smooth set E , whose boundary is described by $(u(t), v(t))$, with $t \in [\alpha, \beta]$, is

$$(4.2) \quad P_H(E; \Omega) = \int_{\alpha}^{\beta} H(-v', u') dt = \int_{\alpha}^{\beta} \left(\frac{(v')^2}{a^2} + \frac{(u')^2}{b^2} \right)^{\frac{1}{2}} dt.$$

Defining $w = au$ and $z = bv$, the curve $(w(t), z(t))$ describe the boundary of the unit Euclidean disk B_r with radius r and centered at the origin. By changing the variables in

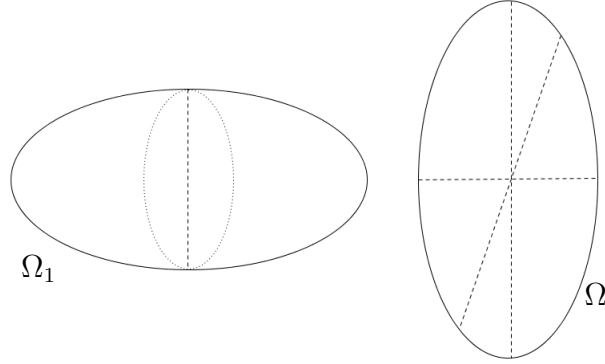


FIGURE 9. In the first figure, Ω_1 is a level set of H , and the straight segment is the boundary of the only minimizer of (3.2). In the second figure, Ω is a level set of H^o , and any straight segment passing through the origin is the boundary of a minimizer.

(4.2), we get

$$\int_{\alpha}^{\beta} \left(\frac{(z')^2}{a^2 b^2} + \frac{(w')^2}{a^2 b^2} \right)^{\frac{1}{2}} dt = \frac{1}{ab} P(\tilde{E}, B_1) \geq \frac{1}{ab} \sqrt{\frac{8}{\pi}} |\tilde{E}|^{\frac{1}{2}} = \sqrt{\frac{8}{\pi ab}} |E|^{\frac{1}{2}},$$

where \tilde{E} is the set obtained by E after the change of variables. Being $|\tilde{E}| = ab|E|$, we get (4.1).

Finally, the characterization of the minimizers is a direct consequence of the fact that in the classical relative isoperimetric inequality, the minimizers are the diameters. Hence in this case we get the relative anisotropic isoperimetric inequality by a linear transformation, as a consequence of the classical relative isoperimetric inequality.

Example 4.2. Now suppose that

$$H(x, y) = (|x|^p + |y|^p)^{\frac{1}{p}}.$$

where $2 \leq p < +\infty$ and $p' = \frac{p}{p-1}$. Hence, we have $H^o(x, y) = (|x|^{p'} + |y|^{p'})^{\frac{1}{p'}}$.

Let us consider $\Omega = \{(x, y) : |x|^p + |y|^p < r^p\}$. Being Ω invariant by $\frac{\pi}{2}$ -rotations, by Theorem 3.6 and Remark 3.3 we have

$$P_H^2(E; \Omega) \geq \frac{8}{\kappa_H} |E|, \quad \forall E \subset \Omega : |E| \leq \frac{r^2 \kappa_H}{2},$$

where $\kappa_H = |\{(x, y) : H(x, y) < 1\}|$, and any straight segment passing through the origin bounds a minimizer.

Example 4.3. Let H be defined as follows:

$$H(x, y) = \begin{cases} (|x|^p + |y|^p)^{1/p} & \text{if } xy \geq 0, \\ (|x|^q + |y|^q)^{1/q} & \text{if } xy \leq 0, \end{cases}$$

with $p > 2$, $q > 2$ and $p > q$. Let us consider $\Omega = \{(x, y) : H(-y, x) < r\}$. Then

$$C_H = C_H(\Omega) = \frac{8}{\kappa_H}.$$

We stress that if $\Omega_1 = r\{(x, y) : H(x, y) < r\}$, then easy computations give that

$$C_H = C_H(\Omega_1) = \frac{8}{\kappa_H} 4^{\frac{1}{p} - \frac{1}{q}}.$$

Observe that $C_H(\Omega) > C_H(\Omega_1)$ (compare Figure 10).

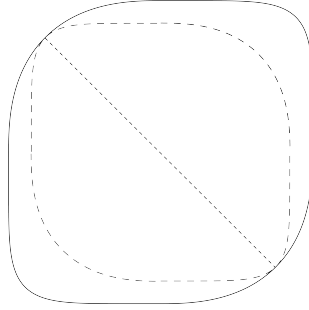


FIGURE 10. Example 4.3. The solid line represents a level set of H , while the straight segment is the boundary of the only minimizer of (3.2).

Example 4.4 (A non-regular case). Let us consider $H(x, y) = \max\{|x|, |y|\}$. The singular behavior of H does not allow to apply the previous results. Then, in order to prove the anisotropic isoperimetric inequality relative to Ω with respect to H , we argue by approximation.

Let be $\Omega = \{(x, y) : \max\{|x|, |y|\} < r\}$, and $H_p(x, y) = (|x|^p + |y|^p)^{1/p}$. For any set $E \subset \Omega$ such that $|E| \leq 2r^2$, we have

$$(4.3) \quad P_{H_p}^2(E; \Omega) \geq 2|E|,$$

and the best constant is reached by a rectangle whose boundary in Ω is the straight segment joining $(-r, 0)$ and $(r, 0)$ (or $(0, -r)$ and $(0, r)$). We can pass to the limit as $p \rightarrow +\infty$ in (4.3), obtaining

$$(4.4) \quad P_H^2(E; \Omega) \geq 2|E|, \quad \forall E \subset \Omega : |E| \leq 2r^2.$$

Any straight segment passing through the origin and joining the boundary of Ω bounds a minimizer. Unlike the case of H smooth (compare Remark 3.3), such sets are not the only minimizers.

For example, in Figure 12 some minimizer is represented. Indeed, if ∂E is described by a Lipschitz function $u(t)$, $t \in [a, b]$, the perimeter is

$$P_H(E; \Omega) = \int_a^b \max\{1, | -u'(t) |\} dt.$$

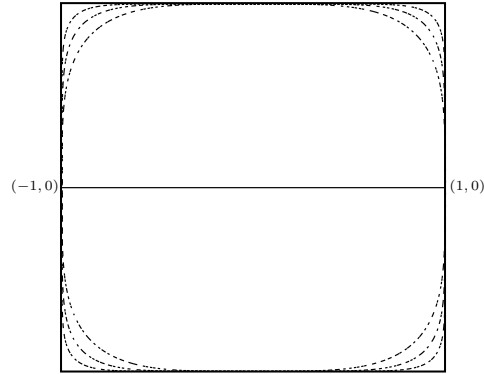


FIGURE 11. Example 4.4

Then in the picture on the left-hand side of Figure 12, the perimeter of E is $2r$ and $|E| = 2r^2$. Moreover, in the other picture any triangle E such that $\partial E \cap \Omega$ is a straight segment parallel to a diagonal is a minimizer.

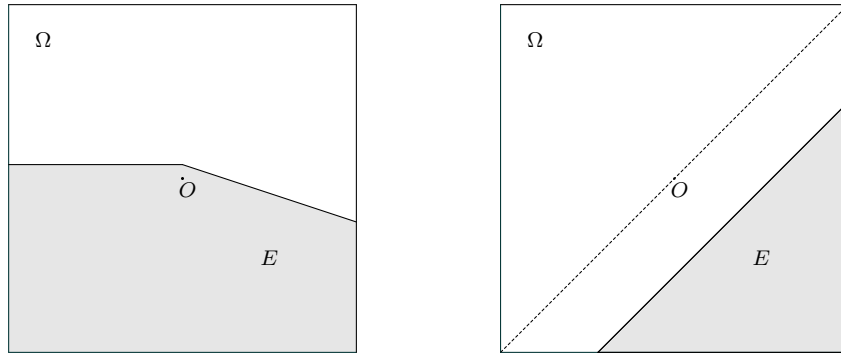


FIGURE 12.

REFERENCES

- [1] F.J. Almgren Jr, J.E. Taylor and L. Wang, Curvature-driven flows: a variational approach, *SIAM J. Control Optim.*, 31:387–438, 1993.
- [2] A. Alvino, V. Ferone, P.-L. Lions and G. Trombetti, Convex symmetrization and applications, *Ann. Inst. Henri Poincaré*, 14:275–293, 1997.
- [3] M. Amar and G. Bellettini, A notion of total variation depending on a metric with discontinuous coefficients, *Ann. Inst. H. Poincaré Anal. Non Linéaire*, 11:91–133, 1994.
- [4] L. Ambrosio, M. Novaga and E. Paolini, Some regularity results for minimal crystals, *ESAIM Control Optim. Calc. Var.*, 8:69–103, 2002.
- [5] G. Bellettini, M. Novaga and M. Paolini, Facet-breaking for three-dimensional crystals evolving by mean curvature, *Interfaces Free Bound.*, 1:39–55, 1999.
- [6] G. Bellettini and M. Paolini, Anisotropic motion by mean curvature in the context of Finsler geometry, *Hokkaido Math. J.*, 25:537–566, 1996.
- [7] E. Bombieri, Regularity theory for almost minimal currents, *Arch. Rational Mech. Anal.* 78:99–130, 1982.
- [8] Yu.D. Burago and V.A. Zalgaller, Geometric inequalities, Springer-Verlag, Berlin, 1988.
- [9] H. Busemann, The isoperimetric problem for Minkowski area, *Amer. J. Math.*, 71:743–762, 1949.
- [10] A. Cianchi, On relative isoperimetric inequalities in the plane, *Boll. U.M.I. (7)*, 3-B:289–325, 1989.
- [11] B. Dacorogna and C.E. Pfister, Wulff Theorem and best constant in Sobolev inequality, *J. Math. Pures Appl.*, 71:97–118, 1992.
- [12] L. Esposito, V. Ferone, B. Kawohl, C. Nitsch, C. Trombetti, The longest shortest fence and sharp Poincaré-Sobolev inequalities, *Arch. Rational Mech. Anal.*, 2012. doi:10.1007/s00205-012-0545-0
- [13] H. Federer and W.H. Fleming, Normal and integral currents, *Ann. of Math.* 72:458–520, 1960.
- [14] I. Fonseca and S. Müller, A uniqueness proof for the Wulff Theorem, *Proc. Roy. Soc. Edinburgh Sect. A*, 119:125–136, 1991.
- [15] E. Gonzalez, U. Massari and I. Tamanini, Minimal boundaries enclosing a given volume, *Manuscripta Math.*, 34:381–395, 1981.
- [16] V.G. Maz'ja, Sobolev spaces, Springer-Verlag, Berlin, 1985.
- [17] M. Novaga and E. Paolini, Regularity results for boundaries in \mathbb{R}^2 with prescribed anisotropic curvature, *Ann. Mat. Pura Appl. (4)*, 184:239–261, 2005.
- [18] R. Schneider, Convex bodies: the Brunn-Minkowski theory, Encyclopedia of Mathematics and its Applications, 44. Cambridge University Press, Cambridge, 1993.
- [19] G. Strang, Maximum area with Minkowski measures of perimeter, *Proc. Roy. Soc. Edinburgh Sect. A*, 138:189–199, 2008.

(Francesco Della Pietra) UNIVERSITÀ DEGLI STUDI DEL MOLISE, DIPARTIMENTO S.A.V.A., FACOLTÀ DI INGEGNERIA, VIA DUCA DEGLI ABRUZZI, 86039 TERMOLI (CB), ITALIA.

E-mail address: francesco.dellapietra@unimol.it

(Nunzia Gavitone) UNIVERSITÀ DEGLI STUDI DI NAPOLI “FEDERICO II”, DIPARTIMENTO DI MATEMATICA E APPLICAZIONI “R. CACCIOPOLI”, 80126 NAPOLI, ITALIA.

E-mail address: nunzia.gavitone@unina.it