

# Angular Correlations in Associated Production of Single Top and Higgs with and without anomalous $Wtb$ Couplings

S. F. Taghavi and M. Mohammadi Najafabadi

School of Particles and Accelerators, Institute for Research in Fundamental Sciences (IPM),  
P.O. Box 19395-5531, Tehran, Iran

## Abstract

We study the angular correlation and the amount of top quark polarization in the production of a higgs boson in association with a single top quark in the  $t$ -channel at the LHC. We also study the effect of anomalous  $Wtb$  couplings on the angular correlation and on the production cross section of the process. The cross section and angular correlation is almost insensitive to the variation of the Higgs boson mass within 3 GeV. The robustness of the angular correlation against the center-of-mass energy of the proton-proton collision, the variation of parton distribution functions, and the change of factorization scale is investigated. The sensitivity of this process to the anomalous couplings is examined.

PACS number(s): 14.65.Ha, 14.80.Bn, 12.60.-i

# 1 Introduction

The Higgs boson discovery has been one of the most challenging goals of present high-energy experiments, in particular at the LHC experiments. From another side, the study of top quark interactions provide a window to new physics beyond the Standard Model (SM). Because of the large mass of the top quark, it is maximally coupled to the Higgs boson. Therefore, its interactions seem to be more sensitive to the mechanism of electroweak symmetry breaking than other Standard Model particles [1],[2],[3],[4],[5],[6]. Recently, LHC experiments have observed an excess above the expected background, at a mass near 125 GeV, which is the signal for production of a new particle. The measured significance for a SM Higgs boson with this mass is 5.8 standard deviations [7].

In the top quark sector, one should note that the top quark couplings still need to be measured more precisely because it can provide a place to observe any deviations from the SM predictions. In this work, by adopting an effective Lagrangian approach, the new physics effects are parameterized in terms of higher dimensional operators constructed from the Standard Model fields [8],[9]:

$$\mathcal{L}_{eff} = \mathcal{L}_{SM} + \sum_i \frac{c_i O_i}{\Lambda^2} + \dots \quad (1)$$

where in the above relation  $c_i$ 's are dimensionless coefficients pointing to the strength of the anomalous couplings,  $O_i$  are dimension 6 gauge invariant operators containing the Standard Model fields and  $\Lambda$  is the new physics scale. It is notable that due to the excellent agreement between the SM expectations and the present experimental data, any deviations from the SM are expected to be small. Accordingly, the new effective terms must be very small and the interference term between SM and new effective terms could be big enough to be measured. With on-shell top, bottom quark and  $W$  boson, the most general form of the  $Wtb$  vertex originating from the dimension six operators can be written as follows [11],[12],[10]:

$$\mathcal{L}_{eff} = -\frac{g}{\sqrt{2}} \bar{b} [\gamma_\mu (V_L P_L + V_R P_R) + \frac{i \sigma_{\mu\nu} q^\nu}{m_W} (g_L P_L + g_R P_R)] t W^\mu + h.c., \quad (2)$$

where  $q$  is the momentum of the involved  $W$  boson,  $P_{R,L} = \frac{1 \pm \gamma_5}{2}$ ,  $g$  is the weak coupling. Within the Standard Model, only the first term with  $V_L = V_{tb} \simeq 1$  is present and the remaining terms are anomalous terms which vanish at tree level and can be generated by radiative corrections. The assumption of CP conservation leads that  $V_{L,R}, g_{L,R}$  to be real.

There are indirect and direct constraints on the anomalous couplings. The indirect constraints have been extracted from the measured branching ratio of  $b \rightarrow s\gamma$ . In particular, the bounds on  $V_R$  and  $g_L$  are tight. These bounds are stronger than what can be possibly obtained from studying the top quark production and decay at the LHC. This is because of the fact that the decay amplitude of B-meson is enhanced by a factor  $m_t/m_b$ . The bounds are presented below [13]:

$$-0.0007 < V_R < 0.0025, \quad -0.0013 < g_L < 0.0004, \quad -0.15 < g_R < 0.57 \quad (3)$$

The recent direct constraints on the anomalous couplings have been obtained using  $p\bar{p}$  collision data corresponding to an integrated luminosity of  $5.4 \text{ fb}^{-1}$  collected by the D0 detector. The analysis is based on the  $t$ -channel and  $s$ -channel single top quark production cross

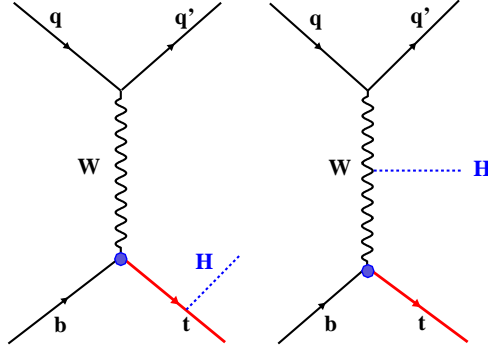


Figure 1: Feynman diagrams contributing to the  $t$ -channel single top plus Higgs production at hadron colliders.

sections. The result represents the most stringent direct limits on anomalous  $Wtb$  couplings which can be found in the following (assuming  $V_{tb} \simeq 1$ ) [14]:

$$|V_R| < 0.96, \quad |g_L| < 0.36, \quad |g_R| < 0.24 \quad (4)$$

As it can be seen, the indirect constraints are much stronger than the direct ones except for the upper constraint on  $g_R$ . In spite of the direct constraints, the indirect bounds are not symmetric. In this work, because of the strong limit on  $V_R$  and for simplicity we do not consider it. There are several studies on the anomalous  $Wtb$  couplings which for example some of them can be found in [15], [16],[17],[18],[19], [20], [21],[22],[23],[24],[25].

At the LHC, the production of Higgs and single top quark are through three channels:  $t$ -channel ( $qb \rightarrow q'tH$ ),  $s$ -channel ( $q\bar{q}' \rightarrow \bar{b}tH$ ), and  $W$ -associated ( $gb \rightarrow tW^-H$ ) [26]. Since  $t$ -channel has the largest cross section among these channels, we only focus on the  $t$ -channel. The possibility of detection a signal for the  $t$ -channel process (which has the largest cross section) at the LHC, via the Higgs decay into  $b\bar{b}$  has been discussed in [26]. Figure 1 shows the Feynman diagrams for the  $t$ -channel process.

In single top production in the  $t$ -channel mode ( $qb \rightarrow q't$ ), the top quarks are produced highly polarized along the direction of the light-quark in the final state [27],[28]. The top quark spin is maximally correlated with the light-quark momentum in the final state and this correlation can be observed in the angular distribution of the top decay products.

In this paper, first we study the spin correlation effect for the production of a Higgs boson plus a single top in the  $t$ -channel at the LHC ( $qb \rightarrow q'tH$ ) in the Standard Model. We investigate the robustness of the spin correlation against variation of the parton distribution functions (PDFs), variation of the factorization scale, and change of the center-of-mass energy of proton-proton collision. Then we investigate the effect of anomalous  $Wtb$  couplings as introduced in Eq.2 on the spin correlation and the production cross section of the  $qb \rightarrow q'tH$  process. We also study the change of cross section with the anomalous couplings and its sensitivity to the Higgs boson mass. The angular correlation distribution of the charged lepton is used to examine the sensitivity of this process to the anomalous couplings  $g_L$  and  $g_R$ . All results are presented at the LHC with the center-of-mass energy of 8 TeV.

The paper is organized as follows. In section 2, the spin correlation in the process of  $qb \rightarrow q'tH$  is investigated. In section 3, we investigate the dependency of the cross section of

the  $t$ -channel process to the anomalous couplings for different Higgs boson masses as well as the spin correlation distribution. We also present the dependence of the rapidity distribution of the light quark to the anomalous couplings. In section 3, using the charged lepton angular distribution, the sensitivity of the process to the anomalous couplings is examined. Section 4 is dedicated to conclusions.

## 2 Spin Correlation in $qb \rightarrow q'tH$

It is well-known that for the decay of a top quark into a charged lepton, a  $b$ -quark and a neutrino the angular distributions in the top quark rest frame is given by:

$$\frac{1}{\Gamma} \frac{d\Gamma}{d\cos\theta_i} = \frac{1}{2}(1 + \alpha_i \cos\theta_i) \quad (5)$$

where  $\theta_i$  is the angle between the top spin and the three-momentum of the  $i$ th product. The constants  $\alpha_i$  are called spin correlation coefficients or spin analyzing power of the  $i$ th product which varies from -1 to 1. In the SM at tree level,  $\alpha_{l+} = 1$ ,  $\alpha_{\nu_l} = -0.319$  and  $\alpha_b = -0.406$ .

In the  $t$ -channel single top production ( $qb \rightarrow q't$ ), top quarks are produced highly polarized along the light-quark direction in the final state. The corresponding angular distribution of the charged lepton in the top quark decay is given by:

$$\frac{1}{\Gamma} \frac{d\Gamma}{d\cos\theta_l} = \frac{1}{2}(1 + \mathcal{P}\alpha_l \cos\theta_l) \quad (6)$$

where the angle  $\theta_l$  is the angle between the charged lepton momentum and the top spin quantization axis in the top quark rest frame.  $\mathcal{P}$  is the spin asymmetry and it is dependent on the basis. In a basis where top quarks are 100% polarized,  $\mathcal{P} = 1$ . Choosing the momentum of the light-quark ( $q'$ ) in the final state (“spectator basis”) as the spin quantization axis leads to high degree polarization for the top quark ( $\mathcal{P} = 97\%$ ). There is another basis which is called “beam line” basis where the polarization degree is less than the spectator basis [27], [29],[30],[31].

Now, we investigate the spin correlation in the process of  $qb \rightarrow q'tH$  and try to obtain the degree of polarization in the spectator basis for this process. This has been calculated using tree-level matrix elements generated by CompHEP [33] convoluted with the parton distribution function set CTEQ6L [34]. We used  $m_t = 173.1$  GeV and  $\Gamma_t = 1.4$  GeV. We consider the top quark decays into a  $W$ -boson and a  $b$ -quark and then  $W$ -boson decays into a charged lepton and a neutrino. Figure 2 depicts the angular correlation distribution of the charged lepton in the spectator basis for three values of the Higgs boson mass.

As it can be seen in Figure 2, similar to the process  $qb \rightarrow tq'$ , a linear behavior is observed. Thus, we fit a linear function of  $az + b$ , where  $z = \cos\theta$ , to the angular distribution to extract the parameters  $a$  and  $b$ . Comparing with Eq. 6,  $a = \mathcal{P}\alpha_l$ . If we assume  $\alpha_l = 1$  then  $a = \mathcal{P}$ . For the Higgs boson mass  $m_H = 125$  GeV, we obtained  $\mathcal{P}$  to be 76.4%. Variation of the Higgs boson mass within 5 GeV leads to a negligible change of 3% in the spin asymmetry. It is interesting to note that with respect to the single top  $t$ -channel process  $qb \rightarrow q't$ , in the spectator basis, the spin asymmetry in this process is degraded around 22%.

Now, we check the sensitivity of the polarization degree to the change of proton parton distribution functions and the variation of the factorization scale. In order to examine the influence of the choice of PDF on the polarization degree  $\mathcal{P}$ , we compare the angular distributions

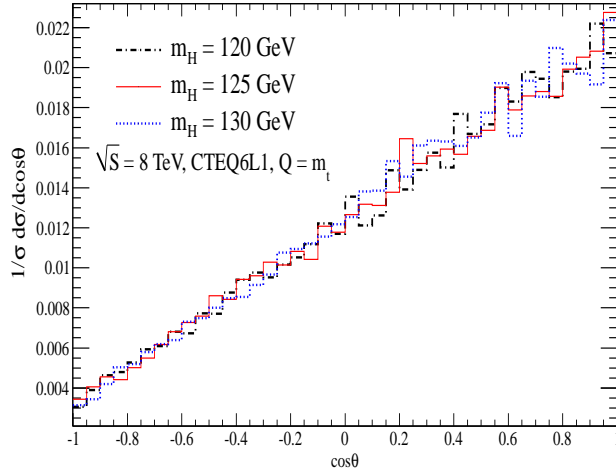


Figure 2: Angular correlation in single top and anti-top for various Higgs boson mass in the spectator basis.

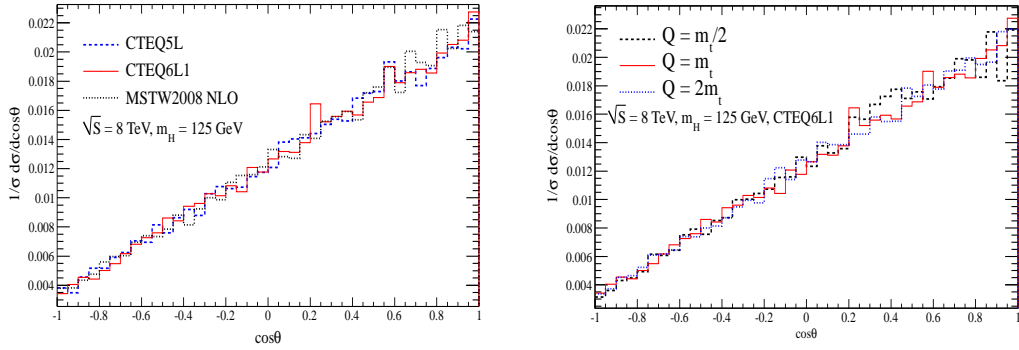


Figure 3: Angular distribution using three PDF sets (left) and for three values of factorization scale with a given PDF set (right).

obtained with CTEQ6L1, CTEQ5L, and MSTW2008nlo. Figure 3 (left plot) shows the results. As it can be seen, no considerable differences is observed when we use different set of PDFs. In the spectator basis, the maximum differences in  $\mathcal{P}$  between using three PDF sets is 1.5%. Figure 3 (right plot) shows the angular distribution for a given PDF set (CTEQ6L1) with various factorization scales  $\mu_F = m_t/2, m_t, 2m_t$ . According to figure, the polarization does not receive any substantial changes when different factorization scales are used in the calculations. The difference is at the level of 1%.

The Large Hadron Collider has started its operation with the center-of-mass energy of 7 TeV and around  $5 \text{ fb}^{-1}$  of data collected by the experiments. Large amount of data (around  $20 \text{ fb}^{-1}$ ) has been collected at 8 TeV center-of-mass energy in 2012. The plan is to increase the energy to larger value in the upgrade of the machine. Thus, it is useful to check the dependency of the polarization to different center-of-mass energies at the LHC. Figure 4 shows the angular distribution for three center-of-mass energies of the proton-proton collisions in the spectator

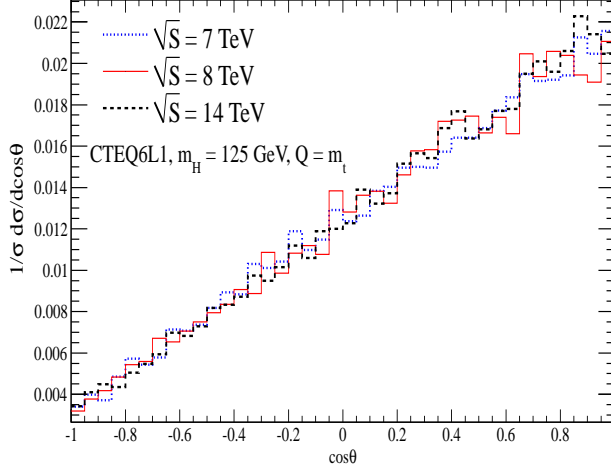


Figure 4: Angular distribution for various center-of-mass energies in the spectator basis at the LHC.

basis. The degree of polarization is stable against variation of the center-of-mass energies. Note that the center-of-mass energies are chosen large enough above the threshold of production.

### 3 Associated Production of a Single Top and a Higgs Boson with Anomalous $Wtb$ interactions

In this section we focus on the effect of the anomalous  $Wtb$  interactions on the  $t$ -channel ( $qb \rightarrow q'tH$ ) single top quark production in association with a Higgs boson. This has been calculated using tree-level matrix elements generated by CompHEP [33] convoluted with the parton distribution function set CTEQ6L1 [34]. The top quark mass has been taken  $m_t = 173.1$  GeV and its width is 1.4 GeV.

With the general effective Lagrangian for the  $Wtb$  coupling, the cross section of the  $t$ -channel can be parameterized as the following:

$$\sigma = \sigma_{SM}(V_{tb}^2 + A_1 \times g_L^2 + A_2 \times g_R^2 + A_3 \times V_{tb}g_L + A_4 \times V_{tb}g_R + A_5 \times g_Lg_R) \quad (7)$$

where we have taken  $V_L = V_{tb} \simeq 1$ .  $A_i$  coefficients determine the dependence of the cross section to the anomalous couplings. These coefficients are dependent on the proton parton distribution functions (PDF's) as well as the  $Q$ -scale and other parameters such as masses of the top and bottom quarks. It should be noted that  $A_i$  factors are different for top quark and anti-top quark production cross sections.

In Table 1, the  $A_i$  coefficients are listed for three different masses of the Higgs boson. The cross section of the single top (anti-top) process within the SM ( $\sigma_{SM}$ ) is 10.627 (4.634) fb for  $m_H = 125$  GeV/c<sup>2</sup>.

As it can be seen in Table 1, the coefficients of  $g_L^2$  and  $g_R^2$  terms are greater than the other terms. This has been expected from  $q_v$  factor in the interaction which has an enhancement effect on the cross section. Similar situation occurs in the SM single top production with anomalous

Table 1: The coefficients of anomalous terms appear in the cross section of the  $t$ -channel process for three values of the Higgs boson mass for single top and single anti-top quark separately.

$m_H$ [GeV/ $c^2$ ]	$A_1^t$	$A_2^t$	$A_3^t$	$A_4^t$	$A_1^{\bar{t}}$	$A_2^{\bar{t}}$	$A_3^{\bar{t}}$	$A_4^{\bar{t}}$
124	14.178	7.603	-2.645	-0.0626	8.669	15.553	-1.250	-0.0264
125	14.041	7.500	-2.623	-0.0644	8.634	15.507	-1.237	-0.0277
127	13.963	7.422	-2.605	-0.0464	8.488	15.312	-1.221	-0.0271

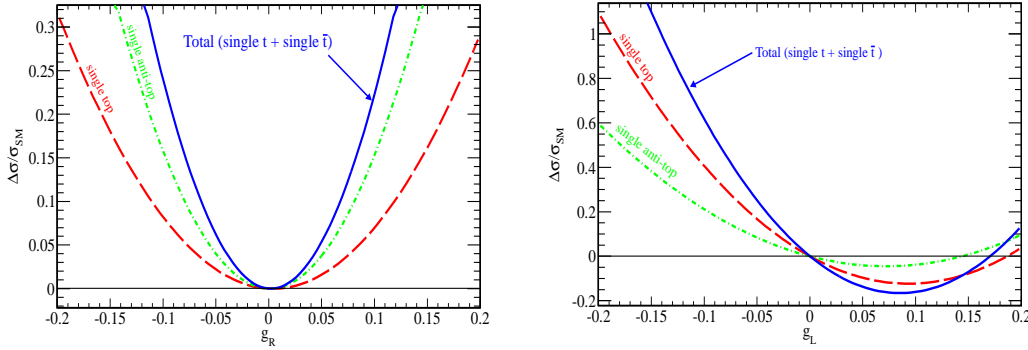


Figure 5: The relative correction coming from the anomalous interactions to the cross section for production of Higgs plus single top in the  $t$ -channel at the LHC ( $pp$ ,  $\sqrt{s} = 8$  TeV). The dependence of the change of cross section on  $g_R$  (left) and on  $g_L$  (right) for  $m_H = 125$  GeV.

couplings [39]. According to Table 1, the coefficient of the interference term  $V_{tb}g_L$  is of order of unity and could not be neglected. While the coefficients of terms  $V_{tb}g_R$  and  $g_Lg_R$  are very small, at the order of  $10^{-2}$  and  $10^{-3}$ , respectively. Therefore, it might not be a precise assumption to take only one non-zero anomalous coupling at a time.

In comparison between the coefficients of single top and single anti-top quarks in Table 1, it is notable that the coefficient of  $g_L^2$  term in single top is larger than single anti-top while the situation is vice versa for the  $g_R^2$  term. Therefore, the ratio of the top to anti-top cross section is more sensitive to  $g_L$ .

From Table 1, it can be seen that the coefficients are sensitive to the Higgs boson mass. However, the sensitivity is not significant. The coefficients change by less than 2% when the Higgs boson mass varies within 3 GeV.

Fig. 5 depicts the relative change of the cross section for production of a Higgs boson plus a single top in the  $t$ -channel at the LHC with the center-of-mass energy of  $\sqrt{s} = 8$  TeV in the presence of the anomalous  $Wtb$  interactions. The dependence of the change of cross section on  $g_R$  (left) and on  $g_L$  (right) is for  $m_H = 125$  GeV.

By comparing both plots in Fig. 5, one can observe that the cross section is more sensitive to  $g_L$  (left-handed with tensor structure) than  $g_R$  (right-handed with tensor structure). For example, the contribution that the cross section can receive from  $g_L = 0.05$  reaches up to 20% while from  $g_R = 0.05$  is 6%. According to Fig. 5 the anomalous term of  $g_L$  could be destructive and reduces the cross section from its Standard Model value up to around 20% while  $g_R$  always increases the cross section.

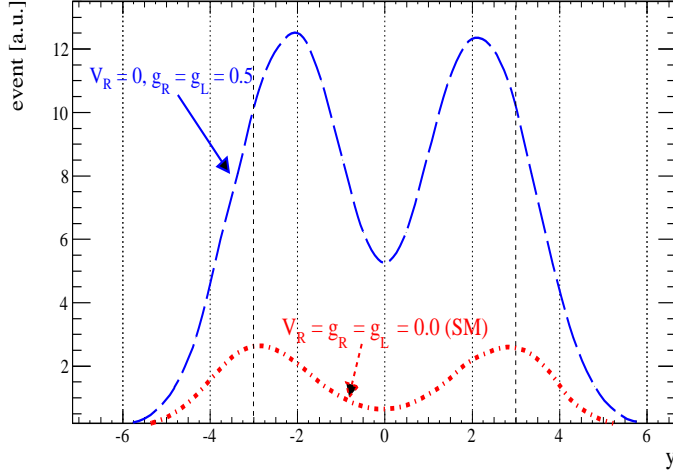


Figure 6: Rapidity distribution for the light quark in the final-state in the  $t$ -channel at the LHC.

One of the interesting aspect of the  $t$ -channel process is that the light-quark in the final state tend to fly in the forward/backward region of the detector. The presence of a light-jet in the forward or backward region is related to the cross section behavior as a function of the momentum of the virtual  $W$ -boson exchanged in the  $t$ -channel. Similar to the  $t$ -channel single top production (without Higgs boson in the final state), the region  $-q^2 \leq m_W^2$  dominates [35].

In Fig. 6 we present the rapidity distribution of the light-quark in the final-state of the  $t$ -channel in the SM framework and in the presence of anomalous couplings with for example  $g_L = g_R = 0.5$ . As it can be seen in Fig. 6, the light quark tends to reside at large rapidities, peaking at around the value of 3 in the SM framework which is corresponding to an angle of around  $5.7^\circ$ . The interesting point is that the presence of anomalous couplings leads the light quark to be more central. For example, when  $g_L = g_R = 0.5$  the light quark rapidity distribution is peaking at around 2 (corresponding to an angle of  $15.4^\circ$ ), one unit below the SM case. Therefore, in the presence of the anomalous couplings the spectator quark tends to fly more central and it affects the spin correlation and angular distribution which have been discussed in the previous section. In the next section, we use the angular distribution to examine the sensitivity of the process to the anomalous couplings.

## 4 Sensitivity to Anomalous Couplings

As we showed in section 2, there is a correlation between the spin of the top quark and the three-momentum of the light-quark in the top quark rest frame. The polarization degree in  $qb \rightarrow q'tH$  process in the spectator basis is around 76% for  $m_H = 125$  GeV. The presence of anomalous couplings in the vertex of  $Wtb$  changes this polarization degree. In Table 2, the degree of polarization is shown for various values of  $g_L$  and  $g_R$  in the spectator basis. There are interesting observations:

- When we change  $g_R$  in the range of 0.0 to 0.1, an increase of around 4% is seen with respect to the SM expectation and when we move in the negative direction from 0.0 to



Table 2: The coefficients of anomalous terms appear in the cross section of the  $t$ -channel process for three values of the Higgs boson mass for single top and single anti-top quark separately.

$g_L$	$g_R$	Degree of Polarization
0.1	0.0	0.7938
0.0	0.1	0.7963
0.1	0.1	0.8091
-0.1	-0.1	0.5392
0.2	0.2	0.6030
-0.2	-0.2	0.3416
-0.1	0.0	0.5536
0.0	-0.1	0.7497

-0.1, we face with a decrease of 3 – 4%. Therefore, the polarization degree is weakly sensitive to  $g_R$ .

- For the case that  $g_L$  varies from 0.0 to 0.1, there is an increase of 3 – 4% in the polarization degree while variation from of  $g_L$  from 0.0 to -0.1 leads to a significant deviation of 27%. The polarization degree is strongly sensitive to  $g_L$  when  $g_L < 0.0$ .

In summary, the angular correlation of the charged lepton is more sensitive to  $g_L$  than  $g_R$  and in particular to negative values of  $g_L$ . We use the charged lepton angular distribution to examine the sensitivity of this process to the anomalous couplings.

To obtain a realistic estimation of the sensitivity of the single top in association with the Higgs boson in  $t$ -channel, one has to consider all backgrounds, selection cuts, and detector effects. However, a comprehensive analysis taking into account all backgrounds and detector effects is beyond the scope of this paper and must be performed by the experimental collaborations.

In this study, we use  $\chi^2$  criterion from the charged lepton angular distribution to estimate the sensitivity to the anomalous couplings:

$$\chi^2(g_L, g_R) = \sum_{i=bins} \left( \frac{N_i^{new}(g_L, g_R) - N_i^{SM}}{\Delta_i} \right)^2 \quad (8)$$

where  $N_i^{new}$  is the number of expected events in  $i$ th bin of the charged lepton distribution in the presence of anomalous couplings. The same as [26], we consider the leptonic decay of the  $W$ -boson from the top quark and the decay of the Higgs boson to  $b\bar{b}$ . Since for a Higgs boson lighter than 130 GeV/ $c^2$ , the dominant decay mode is  $b\bar{b}$ , we will have more statistics with this choice. Therefore, our final state consists of  $l^\pm + \text{Missing Transverse Energy(MET)} + 3b\text{jet} + \text{one light forward jet}$ . As discussed in [26] and in a more recent paper [32], the main backgrounds are  $t\bar{t}$ ,  $t\bar{t}j$ ,  $tZj$  with  $Z \rightarrow b\bar{b}$ , and  $tb\bar{b}j$ . Following the set of cuts proposed in [32] leads to significant suppression of the backgrounds. In [32], the acceptance cuts has been taken similar to the ATLAS analysis of  $t\bar{t}H$  [36]. The transverse momenta of the charged lepton and the  $b\text{jet}$  are required to be greater than 25 GeV with  $|\eta_{l,b}| < 2.5$ . The light jet must have  $p_T > 30$

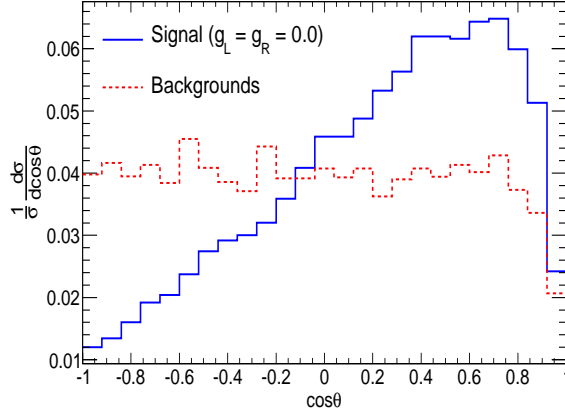


Figure 7: The  $\cos\theta$  distributions of the charged lepton in top decay for signal and backgrounds after the cuts.

and  $|\eta| < 5.0$ . It is also required that  $\Delta R_{ij} > 0.4$ . Where  $\Delta R_{ij} = \sqrt{(\eta_i - \eta_j)^2 + (\phi_i - \phi_j)^2}$ , this requirement is applied on all objects. No cut on MET is applied. In the  $\chi^2$  definition,  $\Delta_i$  denotes the uncertainties in each bin of the angular distribution and is defined as:  $\Delta_i = N_i^{SM} \sqrt{\delta_{stat}^2 + \delta_{sys}^2}$ . After imposing the kinematic cuts, the charged lepton angular distributions are distorted. A significant drop in the region of  $\cos\theta \sim 1$  appears which is mainly originating from the  $p_T$  and  $\Delta R$  cuts. This behavior has been already observed in the SM single top production  $qb \rightarrow tq'$ . It is important to note that the main characteristic feature of signal in the charged lepton angular distribution, which is a distinct slope, remains. The background has a flat distribution even after the cuts are imposed. In the SM single top production  $qb \rightarrow tq'$ , this feature remains after full detector simulation and has been observed in real data too [37].

To get a rough estimate of the limits on the anomalous couplings, we consider an integrated luminosity of  $25 \text{ fb}^{-1}$  of data. The 68% C.L. interval for  $g_L$  and  $g_R$  are  $[-0.32, 0.65]$  and  $[-0.74, 0.74]$ , respectively. Indeed, these are rough estimations and in the realistic case detector effects, all backgrounds must be taken into account. Because of smaller statistics, the limits that obtained from single top production in association with the Higgs boson process are looser than the ones that can be obtained from for example  $t$ -channel single top [39]. However, the same as [39] where all single top channels have been combined, the combination of this channel with other sensitive channels can improve the constraints on the anomalous terms [38],[39],[40].

## 5 Conclusions

In this paper, we studied the single top quark production in association with a Higgs boson at the LHC, namely  $qb \rightarrow tq'H$ . In particular, we concentrated on the spin correlation effects in this process within the SM framework and in presence of the anomalous  $Wtb$  couplings. We have found that in the SM, in the process of  $qb \rightarrow tq'H$ , the top quarks are  $\sim 76\%$  polarized in the direction of the light-quark  $q'$  in the final state. It was shown the polarization degree deviates negligibly by changing the PDF set and the center-of-mass energy of the collision (7,8,14 TeV). The dependence of the spin correlation on the factorization scale has been found to be 1%.

We found that the amount of change in cross section with the anomalous couplings is around 2% when the Higgs boson mass varies 3 GeV/c<sup>2</sup>. Variation of the Higgs boson mass has a weak effect on the top polarization degree. The cross section was found to be strongly sensitive to the anomalous couplings  $g_L, g_R$ . The  $g_R$  anomalous coupling contribution to the cross section is always constructive. On the contrary, the  $g_L$  anomalous coupling can contribute to the cross section destructively ( $0.0 < g_L < 0.2$ ). It is interesting to note that the cross section is more sensitive to  $g_L$  than  $g_R$ .

Since the charged lepton in the top quark decay is maximally correlated with the top quark spin, we performed a parton level study to examine the anomalous  $Wtb$  couplings in this process by focusing on the top quark leptonic decay and the Higgs boson decays into  $b\bar{b}$ . After imposing a set of kinematic cuts, we showed that the angular distribution of the charged lepton remains as a sloped line (except for the region of  $\cos\theta \sim 1$ , which is due to the  $p_T$  and  $\Delta R$  cuts). The flatness of background shape remains after the cuts. We examined the sensitivity to the anomalous couplings using the charged lepton angular distribution. With 25 fb<sup>-1</sup> of data, the 68% C.L. interval for  $g_L$  and  $g_R$  have been found to be  $[-0.32, 0.65]$  and  $[-0.74, 0.74]$ .

**Note added:** When this work was being completed, a partly similar work appeared in [41] where the dependence of cross section on the anomalous couplings has been studied.

### Acknowledgments

S. F. Taghavi is grateful to Bonyad Melli Nokhbegan. M.Mohammadi Najafabadi is grateful to CompHEP authors in particular E. Boos, L. Dudko, and A. Sherstnev. The authors are also thankful to S. Khatibi for her help in extracting the limits on anomalous couplings.

## References

- [1] W. Bernreuther, arXiv:0805.1333 [hep-ph].
- [2] W. Wagner, Rept. Prog. Phys. **68**, 2409 (2005) [hep-ph/0507207].
- [3] M. Beneke *et al.*, arXiv:hep-ph/0003033.
- [4] A. Heinson and T. R. Junk, Ann. Rev. Nucl. Part. Sci. **61**, 171 (2011) [arXiv:1101.1275 [hep-ex]].
- [5] L. Reina, arXiv:hep-ph/0512377.
- [6] A. Djouadi, Phys. Rept. **457**, 1 (2008) [hep-ph/0503172].
- [7] S. Chatrchyan *et al.* [The CMS Collaboration], arXiv:1207.7235 [hep-ex]; G. Aad *et al.* [The ATLAS Collaboration], arXiv:1207.7214 [hep-ex].
- [8] R. D. Peccei and X. Zhang, Nucl. Phys. B **337** 269 (1999); W. Buchmuller and D. Wyler, Nucl. Phys. B **268** 621 (1986).
- [9] X. Zhang, S.K. Lee, K. Whisnant, and B.-L. Young; Phys. Rev. D **50** 7042 (1994).

- [10] B. Grzadkowski, M. Iskrzynski, M. Misiak and J. Rosiek, JHEP **1010**, 085 (2010) [arXiv:1008.4884 [hep-ph]].
- [11] G. L. Kane, G. A. Ladinsky and C. P. Yuan, Phys. Rev. D **45**, 124 (1992).
- [12] K. Whisnant, J. -M. Yang, B. -L. Young and X. Zhang, Phys. Rev. D **56**, 467 (1997) [hep-ph/9702305].
- [13] B. Grzadkowski and M. Misiak, Phys. Rev. D **78**, 077501 (2008) [Erratum-ibid. D **84**, 059903 (2011)] [arXiv:0802.1413 [hep-ph]].
- [14] V. M. Abazov *et al.* [D0 Collaboration], Phys. Lett. B **708**, 21 (2012) [arXiv:1110.4592 [hep-ex]].
- [15] S. D. Rindani and P. Sharma, JHEP **1111**, 082 (2011) [arXiv:1107.2597 [hep-ph]].
- [16] E. Boos, L. Dudko and T. Ohl, Eur. Phys. J. C **11**, 473 (1999) [hep-ph/9903215].
- [17] W. Bernreuther, P. Gonzalez and M. Wiebusch, Eur. Phys. J. C **60** 197 (2009), arXiv:0812.1643 [hep-ph].
- [18] F. Larios, M. A. Perez and C. P. Yuan, Phys. Lett. B **457**, 334 (1999) [hep-ph/9903394].
- [19] C. -R. Chen, F. Larios and C. -P. Yuan, Phys. Lett. B **631**, 126 (2005) [AIP Conf. Proc. **792**, 591 (2005)] [hep-ph/0503040].
- [20] M. Mohammadi Najafabadi, J. Phys. G **34**, 39 (2007) [hep-ph/0601155].
- [21] B. Sahin and A. A. Billur, Phys. Rev. D **86**, 074026 (2012) [arXiv:1210.3235 [hep-ph]].
- [22] S. D. Rindani and P. Sharma, JHEP **1111**, 082 (2011) [arXiv:1107.2597 [hep-ph]].
- [23] J. A. Aguilar-Saavedra, N. F. Castro and A. Onofre, Phys. Rev. D **83**, 117301 (2011) [arXiv:1105.0117 [hep-ph]].
- [24] J. Drobnak, S. Fajfer and J. F. Kamenik, Nucl. Phys. B **855**, 82 (2012) [arXiv:1109.2357 [hep-ph]].
- [25] S. Batebi, S. M. Etesami and M. Mohammadi-Najafabadi, Phys. Rev. D **83**, 057502 (2011) [arXiv:1102.2499 [hep-ph]]; S. M. Etesami, M. Khatiri Yanehsari and M. Mohammadi Najafabadi, Int. J. Theor. Phys. **51**, 3694 (2012).
- [26] F. Maltoni, K. Paul, T. Stelzer and S. Willenbrock, Phys. Rev. D **64**, 094023 (2001) [hep-ph/0106293].
- [27] G. Mahlon and S. J. Parke, Phys. Rev. D **55**, 7249 (1997) [hep-ph/9611367].
- [28] G. Mahlon, hep-ph/9811219.
- [29] Z. Sullivan, Phys. Rev. D **72**, 094034 (2005) [hep-ph/0510224].

- [30] E. Boos and L. Dudko, Int. J. Mod. Phys. A **27**, 1230026 (2012) [arXiv:1211.7146 [hep-ph]].
- [31] P. Motylinski, Phys. Rev. D **80**, 074015 (2009) [arXiv:0905.4754 [hep-ph]].
- [32] M. Farina, C. Grojean, F. Maltoni, E. Salvioni and A. Thamm, arXiv:1211.3736 [hep-ph].
- [33] A. Pukhov, E. Boos, M. Dubinin, V. Edneral, V. Ilyin, D. Kovalenko, A. Kryukov and V. Savrin *et al.*, hep-ph/9908288.
- [34] J. Pumplin, D. R. Stump, J. Huston, H. L. Lai, P. M. Nadolsky and W. K. Tung, JHEP **0207**, 012 (2002) [arXiv:hep-ph/0201195].
- [35] S. S. D. Willenbrock and D. A. Dicus, Phys. Rev. D **34**, 155 (1986).
- [36] [ATLAS Collaboration], ATLAS-CONF-2012-135.
- [37] S. Chatrchyan *et al.* [CMS Collaboration], JHEP **1212**, 035 (2012) [arXiv:1209.4533 [hep-ex]].
- [38] J. A. Aguilar-Saavedra, J. Carvalho, N. F. Castro, A. Onofre and F. Veloso, Eur. Phys. J. C **53**, 689 (2008) [arXiv:0705.3041 [hep-ph]].
- [39] J. A. Aguilar-Saavedra, Nucl. Phys. B **804**, 160 (2008) [arXiv:0803.3810 [hep-ph]].
- [40] M. M. Najafabadi, JHEP **0803**, 024 (2008) [arXiv:0801.1939 [hep-ph]].
- [41] P. Agrawal, S. Mitra and A. Shivaji, arXiv:1211.4362 [hep-ph].