

Noise induced enhancement of network reciprocity in social dilemmas

Gui-Qing Zhang^{a†}, Qi-Bo Sun^{b†}, Lin Wang^{c*}

^a *Department of Physics, College of Science, Nanjing Forestry University,
Nanjing 210037, China*

^b *Department of Resource and Environmental Science, School of Agriculture and Biology,
Shanghai Jiao Tong University, Shanghai 200240, China*

^c *Adaptive Networks and Control Laboratory, Department of Electronic Engineering,
Fudan University, Shanghai 200433, China*

E-mail: [†]sunqibo1210@gmail.com; ^{*}fdlwang@gmail.com; [‡]nkzhanggq@163.com;

Abstract

The network reciprocity is an important dynamic rule fostering the emergence of cooperation among selfish individuals. This was reported firstly in the seminal work of Nowak and May, where individuals were arranged on the regular lattice network, and played the prisoner's dilemma game (PDG). In the standard PDG, one often assumes that the players have perfect rationality. However, in reality, we human are far from rational agents, as we often make mistakes, and behave irrationally. Accordingly, in this work, we introduce the element of noise into the measurement of fitness, which is determined by the parameter α controlling the degree of noise. The considered noise-induced mechanism remarkably promotes the behavior of cooperation, which may be conducive to interpret the emergence of cooperation within the population.

Keywords: Noise, Fitness, Prisoner's Dilemma Game, Cooperation, Imitation

1. Introduction

The emergence and maintenance of cooperation among selfish individuals is a ubiquitous phenomenon extensively presenting in various complex systems, from human or animal societies to self-replicating chemical or biological systems [1, 2]. To explain this question, the evolutionary game theory

creates a universal theoretical framework that has been widely studied by diverse disciplines over the past decades [3, 4, 5, 6]. In particular, the evolutionary prisoner's dilemma game (PDG) has attracted numerous attention from broad theoretical issues to specific experimental ones, as it reflects the social conflict among the independent and selfish people in a simple but accurate way [7, 8, 9, 10, 11, 12, 13].

In a typical PDG, two involved players simultaneously make the choice: cooperate or defect. Each of them will receive a reward R if they both cooperate, and a punishment P if both defect. If a player defects while the opponent chooses to cooperate, the former one receives a temptation T , while the latter loser receives a sucker's payoff S . The ranking of these four payoffs is $T > R > P > S$. This implies that players are more prone to defect if they both wish to maximize their own payoff, regardless of the opponent's decision. The resulting is a social dilemma inducing the widespread defection, which is however inconsistent with the fact that the cooperative and altruistic behavior is widely observable in reality. To answer this puzzle, multifarious mechanisms have been proposed, such as reward and punishment [14, 15, 16, 17, 18], voluntary participation [19, 20], spatially structured population [21, 22, 23, 24, 25, 26, 27, 28, 29, 30, 31, 32, 33, 34, 35, 36], heterogeneity or diversity [37], the mobility of players [38, 39, 40, 41], age structure [43, 44, 45], to name but a few.

The network reciprocity is a well-known dynamical rule that fosters the prevalence of cooperation [46]. It says that if the game players are arranged on a network, where the individuals occupy the network nodes and the links determine who interacts with whom, the cooperators can shape compact clusters to prevent the invasion of defectors [47, 48, 49, 50]. Thus the number of cooperators will preserve at a high level. Nowak and May [51] proposed the first model of the networking PDG, where the players were located on the square lattices. At each round of the dynamical process, players first gathered their own payoffs via the neighboring interactions based on the regulation of PDG. Then per player had a chance to adopt the strategy of his neighbors, if they had higher fitness. By simply introducing the interaction structure into the consideration, the cooperative behavior can be prevalent.

In the standard PDG, it is assumed that the players have perfect rationality. However, from the perspective of behavior economics, we human are far from rational calculators, as we often make mistakes, and behave irrationally [52, 53]. Therefore, at each round of the game, players may not have the ability to obtain their payoff exactly, due to the presence of noise deriving

from the fact such as the error of observation. By concerning the diversity or discrepancy of people [54, 55, 56, 57], the degree of noise for different players may have some heterogeneity. With the above arguments, we extend the traditional PDG by introducing the element of noise into the definition of fitness of individuals. We assume that the noise among different players are independent. During the strategy updating stage at each round of the game, the presence of noise impacts the likelihood of strategy switching for each player according to the imitation dynamics. To compare with the standard PDG, we still arrange the players on regular lattice networks following Ref. [51]. We extensively perform the computer simulations to elucidate the impact of different levels of noise. In the remainder of this paper, we first specify our modified model of PDG; subsequently, we present the main results; and at last, we will summarize the conclusions.

2. Model

Let us consider an evolutionary prisoner's dilemma game, where the players occupy the nodes of a regular $L \times L$ square lattice network with the periodic boundary condition. Each player (each node), e.g. x , is initially assigned as either a cooperator ($s_x = C$) or a defector ($s_x = D$) with the equal probability. In the standard PDG governed by the imitation dynamics, a player updates his strategy according to the following rules: At each round, the player x performs the PDG with each of his four nearest neighbors, by which he gathers the resulting gains as his total payoff or fitness. Then he randomly selects one neighboring player y , and measures the difference of their fitness at this round, by which he decides whether changes his own strategy with a probability based on the Fermi function

$$W(s_y \rightarrow s_x) = \frac{1}{1 + \exp[(p_x - p_y)/K]}, \quad (1)$$

where K is the intensity of selection [58], and p_x, p_y are the fitness of players x, y , respectively. As mentioned above, in practice, players may not measure their fitness exactly, due to the presence of noise deriving from many reasons such as the error of observation. Here we use the parameter μ to reflect the influence of noise, with α controlling the degree of noise. We define

$$\mu = \alpha\chi, \quad (2)$$

where χ is a uniformly distributed random number in the interval $[-1,1]$. Following the notation suggested in Refs. [49, 59], we utilize the rescaled payoff matrix: the temptation to defect $T = b$ (the highest payoff received by a defector playing with a cooperator), reward for mutual cooperation $R = 1$, and both the punishment for mutual defection P and the sucker's payoff S (the lowest payoff required by a cooperator encountering a defector) is equal to 0, $P = S = 0$. The condition $1 \leq b \leq 2$ ensures the proper payoff ranking. In this modified PDG model, the dynamics is iterated in accordance with the Monte Carlo (MC) simulation composed of the following elementary steps. First, player x acquires his total payoff p_x via interacting with his nearest neighbors. With the influence of noise, he evaluates his fitness according to the relation $F_x = (1 + \mu)p_x$. To some extent, this setup is similar to a previously studied model [45]. Additionally, compared with the effects of noise considered in works [60, 61, 62, 63], we mainly consider this factor from the viewpoint of whole population. Next, by randomly choosing one neighbor y (his fitness F_y is measured in the same way as x), the focal player x adopts y 's strategy with the probability

$$W(s_y \rightarrow s_x) = \frac{1}{1 + \exp[(F_x - F_y)/K]}. \quad (3)$$

During one full Monte Carlo step (MCS), each player has a chance to update his strategy according to the above procedure. Starting from a random initial state, this evolutionary process proceeds until the system reaches the stationary state, at which we record the key statistics: the average density of cooperator ρ_C in dependence on parameters K , b , and the connectivity structure.

The simulation results are mainly obtained by implementing the evolutionary dynamics on the square 100×100 lattice network. The density of cooperators ρ_C is measured by averaging the last 10^4 full steps of the overall 2×10^5 MCS. To overcome the impact of randomness, final results have been averaged over 40 independent runs for each set of parameters.

3. Simulation Results

We start by visualizing the spatial distribution of cooperators and defectors at the equilibrium with four typical values of the parameter α . Figure 1 illustrates the results acquired with $b = 1.10$, $K = 0.1$. As shown in the upper left panel, the cooperators vanish finally when $\alpha = 0$, which conforms

to what is expected in the standard model [51]. When $\alpha > 0$, the cooperators begin mushrooming. Strikingly, when α is large enough, the cooperators will prevail in the system with a negligible number of defectors (see the bottom right panel). This implies that the cooperation behavior can be remarkably promoted by increasing the value of α .




Figure 1: (*Color Online*) Snapshots of the spatial distribution of cooperators and defectors at the stable states with four typical values of α . Each site corresponds to a player. The cooperators C are represented by the red color, and the defectors D are denoted by green. From panel (a) to (d), $\alpha = 0, 0.25, 0.5$, and 0.75 , respectively. We fix $b = 1.10$ and $K = 0.1$.

To quantify the impact of each parameter on the behavior of cooperation in detail, we first measure the density of cooperators ρ_C in dependence on the temptation b for different values of α . Figure 2(a) clearly elucidates the fact that increasing α promotes the emergence of cooperation. It is worth mentioning that the critical temptation value $b = b_c$, which pinpoints the extinction of cooperators if $b > b_c$, increases with the growth of α . The monotonous increase of b_c with α is shown in Figure 2(b). This noise induced enhance-

ment of the survivability of cooperation on square lattice network raises a question about the universality of this mechanism. Fortunately, the qualitatively consistent phenomenon is maintained on other types of interaction networks. For instance, in Figure 3, we report the results on a triangle lattice graph with several typical values of α . It is evident that the positive values of α enhance the emergence of cooperation. The only difference lies in the fact that the specific values of b_c on the triangle lattice graph are a little smaller than what we can expect on the square lattice network. This implies the potential of the noise-induced mechanism on promoting the evolution of cooperation.

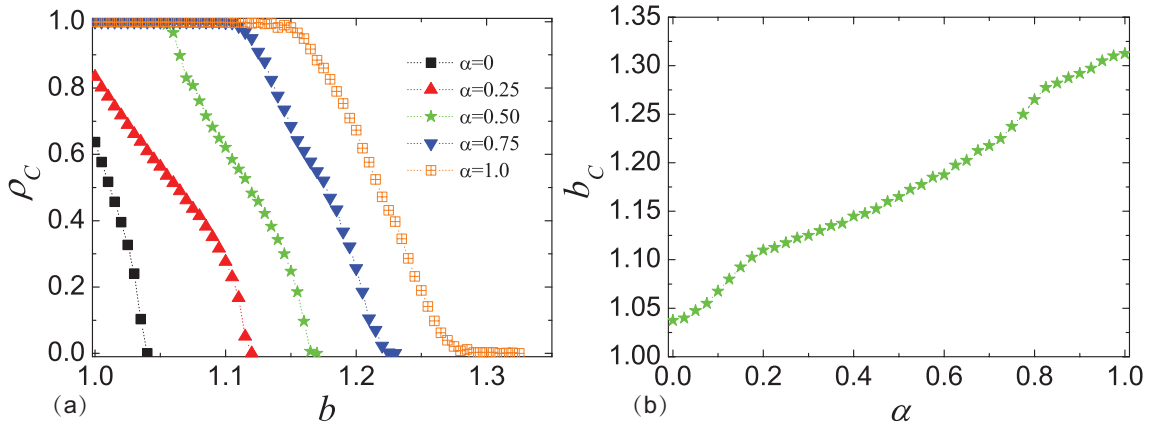


Figure 2: (*Color Online*) (a) The density of cooperators ρ_C in dependence on the parameters α and b on the regular square lattice network. (b) Phase diagram of the threshold values of the temptation $b = b_c$, marking the extinction of cooperators if $b > b_c$, as the parameter α gradually increases. We fix $K = 0.1$.

As the form of the Fermi function also allows the players to make irrational decision (e.g., the focal player can adopt the strategy of his neighbors even if $F_x > F_y$), we also study the impact of parameter K , which characterizes the intensity of selection at the strategy imitation stage. Figure 4(a)(b) show the density of cooperators ρ_C in dependence on the parameters α and K on the regular lattices for $b = 1.06$ (a) and 1.10 (b), respectively. In general, the density of cooperators ρ_C decreases with the augment of K (except for the scenario with $\alpha = 0, b = 1.06$ and $K < 0.3$, also see [64, 65] for comparison). As the increase of K leads to that $\exp[(F_x - F_y)/K] \rightarrow 0$, it is more probable for players to make irrational option, inducing the decrease of ρ_C .

To explain the considered mechanism, we report the time courses of ρ_C for

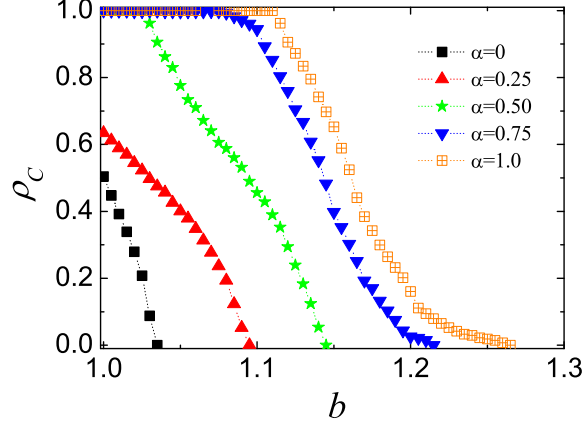


Figure 3: (*Color Online*) The density of cooperators ρ_C in dependence on the parameter α and b on the triangle lattice network. We fix $K = 0.1$.

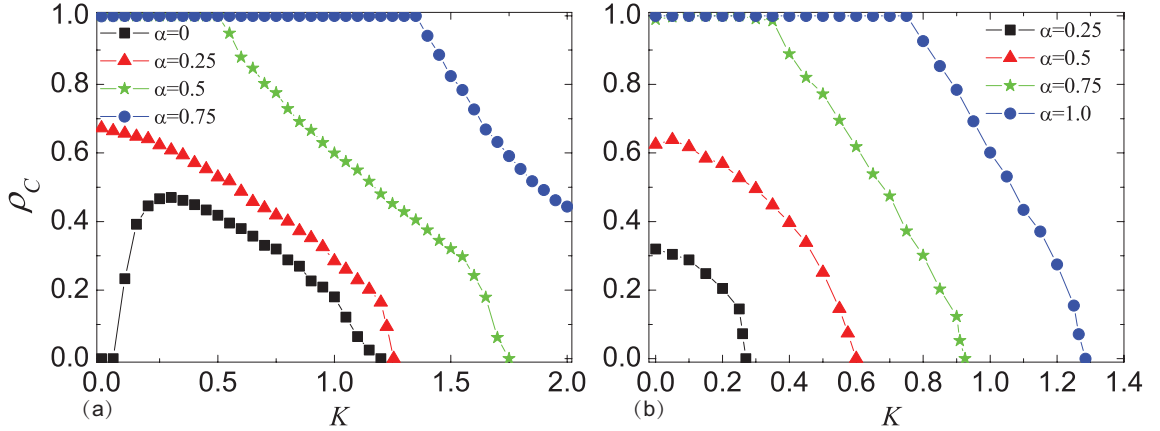


Figure 4: (*Color Online*) (a) The density of cooperators ρ_C in dependence on the parameters α and K on the square lattice network for $b = 1.06$. (b) The density of cooperators ρ_C in dependence on the parameters α and K on the square lattice network for $b = 1.10$.

several typical values of α on the square lattice network. Figure 5 illustrates the results obtained with $b = 1.10$ and $K = 0.1$. The cooperators die out when $\alpha = 0$. By gradually increasing the values of α , the stationary state is a mixed $C + D$ phase, where the defectors still occupy a large portion of

the network when $\alpha < 0.5$. The cooperators begin prevailing after $\alpha > 0.5$, and occupy most nodes of the network after $\alpha \geq 0.75$. Interestingly, as time evolves, there is always an early stage that defectors exploit the ground of cooperators. The smaller the value of α , the more serious the defectors invade at this stage. However, the cooperators will be aroused after this stage, and engage in beating the opponents.

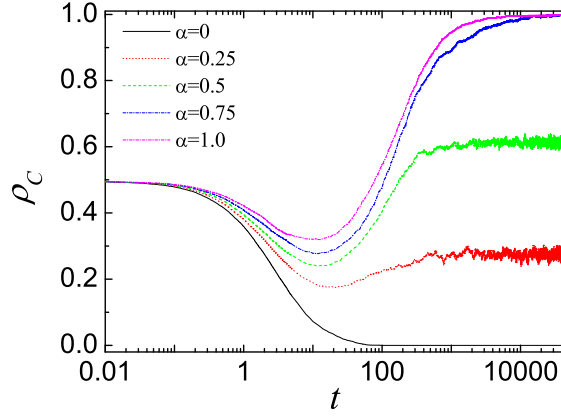


Figure 5: (*Color Online*) The time courses specifying the evolution of cooperation on the square lattice network with several typical values of α . We fix $b = 1.10$ and $K = 0.1$.

At last, we measure the average payoff of cooperators and defectors on the square lattice network. The total payoff of any player, e.g., i , is the sum after he interacts with all the four neighbors, which is written as

$$p_i = \sum_{j \in \Omega_i} \phi_i^T \psi \phi_j. \quad (4)$$

where Ω_i denotes the set of neighbors of i , and ψ is the payoff matrix. ϕ refers to the specific strategy adopted by each player, i.e., $\phi = (1, 0)^T$ for cooperators and $\phi = (0, 1)^T$ for defectors. $\langle P_C \rangle$ is defined as the average payoff of all cooperators, while $\langle P_D \rangle$ is the average payoff of all defectors. As seen in Figure 3, one can find that $\langle P_C \rangle$ and $\langle P_D \rangle$ both increase with α when $0.18 < \alpha < 0.64$. Before $\alpha > 0.18$, $\langle P_C \rangle = 0$, while after $\alpha > 0.64$, $\langle P_D \rangle = 0$. Thus it is clear why the considered mechanism can promote the emergence of cooperation, although players do encounter the social dilemmas.

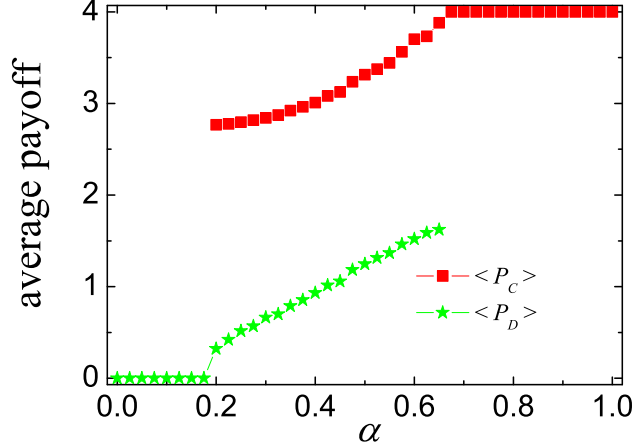


Figure 6: (*Color Online*) The average payoffs under different values of α . $\langle P_C \rangle$ is denoted by red, $\langle P_D \rangle$ is denoted by green. We fix $b = 1.10$ and $K = 0.1$.

4. Conclusion

In sum, by introducing the element of noise into the measurement of fitness in the prisoner's dilemma game, our modified model remarkably enhances the emergence of cooperation. We find that the introduction of noise not only serves as a promising mechanism for the evolutionary dynamics on the square lattice network but also for that of the triangle lattice graph. Although the defectors can obtain more payoff at the initial stage, the fast exploitation and thus the shortage of cooperators weakens the advantage of defectors gradually. The remaining cooperators will form compact clusters preventing the invasion of defectors, and also engage in beating the opponents.

Acknowledgements

Gui-Qing Zhang acknowledges partial support from the National Natural Science Foundation of China (Grant No.11247217). Qi-Bo Sun was supported by the SJTU Student Innovation and Practice Project. Lin Wang also acknowledges the partial support by Fudan University Excellent Doctoral Research Program (985 Project).

References

- [1] Axelrod R. The evolution of cooperation. New York: Basic Books; 1984.
- [2] Maynard Smith J, Szathmary E. The major transitions in evolution. Oxford: Freeman; 1995.
- [3] Nowak MA. Evolutionary dynamics. Cambridge, MA: Harvard University Press; 2006.
- [4] Perc M, Szolnoki A. BioSystems 2010;99;109.
- [5] Xu ZJ, Wang Z, Zhang LZ. J Theor Biol 2010;264;19.
- [6] Perc M, Gómez-Gardeñes J, Szolnoki A, Floría LM, Moreno Y. J R Soc Interface 2013;10;20120997.
- [7] Vainstein MH, Arenzon JJ. Phys Rev E 2001;64;051905.
- [8] Shigaki K, Kokubo S, Tanimoto J, Hagishima A, Ikegaya N. Europhys Lett 2012;98;40008.
- [9] Shigaki K, Tanimoto J, Wang Z, Kokubo S, Hagishima A, Ikegaya N. Phys Rev E 2012;86;031141.
- [10] Rong ZH, Li X, Wang XF. Phys Rev E 2007;76;027101.
- [11] Gracia-Lázaro C, Ferrer A, Ruíz G, Tarancón A, Cuesta JA, Sánchez A, Moreno Y. Proc Natl Acad Sci USA 2012;109;12922.
- [12] Wang Z, Szolnoki A, Perc M. Sci Rep 2012;2;369.
- [13] Szolnoki A, Wang Z, Perc M. Sci Rep 2012;2;576.
- [14] Perc M. Sci Rep 2012;2;344.
- [15] Wang Z, Xu ZJ, Huang JH, Zhang LZ. Chin Phys B 2010;19;100204.
- [16] Wang Z, Xu ZJ, Zhang LZ. Chin Phys B 2010;19;110201.
- [17] Jin Q, Wang Z, Wang Z, Wang YL. Chaos Soliton Fract 2012;45;395.
- [18] Helbing D, Szolnoki A, Perc M, Szabó G. PLoS Comput Biol 2010;6;e1000758.

- [19] Szabó G, Hauert C. Phys Rev E 2002;66:062903.
- [20] Xu ZJ, Wang Z, Song HP, Zhang LZ. Europhys Lett 2010;90:20001.
- [21] Santos FC, Santos MD, Pacheco JM. Nature 2008;454:213.
- [22] Wang Z, Szolnoki A, Perc M. Europhys Lett 2012;97:48001.
- [23] Perc M, Marhl M. New J Phys 2006;8:142.
- [24] Wang Z, Szolnoki A, Perc M. Sci Rep 2013;3:1183.
- [25] Hauert C, Doebeli M. Nature 2004;428:643.
- [26] Zhang HF, Liu RR, Wang Z, Yang HX, Wang BH. Europhys Lett 2011;94:18006.
- [27] Du WB, Cao XB, Hu MB, Wang WX. Europhys Lett 2009;87:60004.
- [28] Wang Z, Perc M. Phys Rev E 2010;82:021115.
- [29] Xu ZJ, Wang Z, Zhang LZ. Phys Rev E 2009;80:061104.
- [30] Perc M. Phys Rev E 2011;84:037102.
- [31] Wang Z, Wang L, Yin ZY, Xia CY. PLoS One 2012;7:e40218.
- [32] Tanimoto J, Sagara H. BioSystems 2007;90:105.
- [33] Wang Z, Du WB, Cao XB, Zhang LZ. Physica A 2011;390:1234.
- [34] Xia CY, Ma ZQ, Wang Z, Wang J. Physica A 2012;391:6440.
- [35] Wang Z, Murks A, Du WB, Rong ZH, Perc M. J Theor Biol 2011;277:19.
- [36] Du WB, Cao XB, Liu RR, Wang Z. Comm. Theo. Phys. 2012;58:451.
- [37] Perc M, Wang Z. PLoS One 2010;5:e15117.
- [38] Helbing D, Yu W. Proc Natl Acad Sci USA 2009;106:3680.
- [39] Meloni S, Buscarino A, Fortuna L, Frasca M, Gómez-Gardeñes J, Latora V, Moreno Y. Phys Rev E 2009;79:067101.
- [40] Vainstein MH, Silva ATC, Arenzon JJ. J Theor Biol. 2007;244:722.

- [41] Wang L, Zhang Y, Huang TY, Li X. Phys Rev E 2012;86:032901.
- [42] Lin H, Yang DP, Shuai JW. Chaos Soliton Fract 2011;44:153.
- [43] Wang Z, Zhu XD, Arenzon JJ. Phys Rev E 2012;85:011149.
- [44] Wang Z, Yang YH, Yu MX, Liao LG. Int J Mod Phys C 2012;23:1250013.
- [45] Perc M, Szolnoki A. Phys Rev E 2008;77:011904.
- [46] Nowak MA. Science 2006;314:1560.
- [47] Szabó G, Fáth G. Phys Rep 2007;446:97.
- [48] Jiménez R, Lugo H, Cuesta JA, Sánchez A. J Theor Biol 2008;250:475.
- [49] Szolnoki A, Vukov J, Szabó G. Phys Rev E 2009;80:056112.
- [50] Xia CY, Wang J, Wang L, Sun SW, Sun JQ, Wang JS. Chaos Soliton Fract 2012;45:1239.
- [51] Nowak MA, May RM. Nature 1992;359:826.
- [52] Wilson TD, Houston CE, Etling KM, Brekke N. J Exp Psychol 1996;125:387.
- [53] Furnham A, Boo HC. Journal of Socio-Economics 2011;40:35.
- [54] Li X, Cao L, Cao GF. Eur Phys J B 2010;75:319.
- [55] Wang L, Li X, Zhang YQ, Zhang Y, Zhang K. PLoS ONE 2011;6:e21197.
- [56] Wang L, Zhang GQ, Chen TL. Europhys Lett 2008;84:58006.
- [57] Xia CY, Wang Z, Sanz J, Meloni S, Moreno Y. Physica A, 2013;410:1016.
- [58] Szabó G, Tóke C. Phys Rev E 1998;58:69.
- [59] Szabó G, Szolnoki A. Phys Rev E 2009;79:016106.
- [60] Perc, M. New J Phys 2006;8:22.
- [61] Perc, M. Phys Rev E 2007;75:022101.
- [62] Perc, M. EPL 2006; 75:841.

- [63] Tanimoto, J. Phys Rev E 2007;76:041130.
- [64] Szabo, G, Vukov, J, Szolnoki, A. Phys Rev E 2005;72:047107.
- [65] Vukov, J. Szabo G, Szolnoki, A. Phys Rev E 2006;73:067103.