

Optimizing the basis of $B \rightarrow K^* \ell^+ \ell^-$ observables in the full kinematic range

SÉBASTIEN DESCOTES-GENON^a, TOBIAS HURTH^b, JOAQUIM MATIAS^c
and JAVIER VIRTO^c

^a *Laboratoire de Physique Théorique, CNRS/Univ. Paris-Sud 11 (UMR 8627)
91405 Orsay Cedex, France*

^b *PRISMA Cluster of Excellence & Institute for Physics (THEP)
Johannes Gutenberg University, D-55099 Mainz, Germany*

^c *Universitat Autònoma de Barcelona, 08193 Bellaterra, Barcelona, Catalonia*

Abstract

We discuss the observables for the $B \rightarrow K^*(\rightarrow K\pi)\ell^+\ell^-$ decay, focusing on both CP-averaged and CP-violating observables at large and low hadronic recoil with special emphasis on their low sensitivity to form-factor uncertainties. We identify an optimal basis of observables that balances theoretical and experimental advantages, which will guide the New Physics searches in the short term. We discuss some advantages of the observables in the basis, and in particular their improved sensitivity to New Physics compared to other observables. We present predictions within the Standard Model for the observables of interest, integrated over the appropriate bins including lepton mass corrections. Finally, we present bounds on the S-wave contribution to the distribution coming from the $B \rightarrow K_0^* \ell^+ \ell^-$ decay, which will help to establish the systematic error associated to this pollution.

1 Introduction

The recent results gathered by the B-factories and the LHCb experiment have greatly improved our knowledge concerning the flavour structure of the fundamental theory that lies beyond the Standard Model (SM), leading to a strongly constrained picture with only limited deviations from the SM. Some examples of recent results are: the decreasing tension between $B \rightarrow \tau\nu$ and $\sin 2\beta$ after the last Belle results [1], the recent agreement with the SM of the semileptonic a_s^l found in the last LHCb measurement [2], the consistency of the isospin asymmetry $A_I(B \rightarrow K^*\mu^+\mu^-)$ [3] with its SM prediction [4] or the absence of large deviations in $B_s \rightarrow \mu^+\mu^-$ [5, 6, 7, 8, 9], all of which have quietened down the hopes of seeing unambiguous signals of New Physics (NP). However, other observables are now exhibiting new discrepancies with SM, such as the isospin asymmetry $A_I(B \rightarrow K\mu^+\mu^-)$ [3], the longitudinal polarization fraction in $B_s \rightarrow K^*K^*$ [10, 11] or the pattern of $B \rightarrow D^{(*)}\tau\nu$ branching fractions [12, 13].

A recent experimental effort has brought a new player into the game, the angular distribution of the flavour-changing neutral current decay $B \rightarrow K^*(\rightarrow K\pi)\mu^+\mu^-$, providing new and precise information on a set of important operators of the weak effective Hamiltonian: the electromagnetic (O_7) and semileptonic operators ($O_{9,10}$) together with their chirally-flipped counterparts ($O_{7',9',10'}$) and scalar/pseudoscalar operators ($O_{S,P,S',P'}$) and tensors. The main goal of this paper is to describe the 4-body angular distribution of the decay $B \rightarrow K^*(\rightarrow K\pi)\mu^+\mu^-$ in an optimal way through CP-conserving and CP violating observables covering the whole physical range for the dilepton invariant mass q^2 with limited sensitivity to long-distance (strong and SM) physics when possible, and thus enhanced sensitivity to short-distance (mainly weak and potentially NP) dynamics, but also excellent experimental accessibility. Our main goal here is to extend our predictions for this optimal basis to the two available regions (low and high q^2 , or equivalent large and low K^* recoil), including the corresponding CP-violating observables.

Such observables with little sensitivity to long-distance physics and enhanced potential in searches for NP can be seen as “clean” from the theoretical point of view, and they have been studied in depth during the last decade. For instance, a lot of effort has been put into the study of the zero of the forward-backward asymmetry (A_{FB}), because at the leading order, the position of this zero that depends in the SM on a combination of the Wilson coefficients $\mathcal{C}_9^{\text{eff}}$ and $\mathcal{C}_7^{\text{eff}}$, is independent of poorly known hadronic parameters (soft form factors) [19]. This idea was incorporated in the construction of the transverse asymmetry called $A_T^{(2)}$ [14] that exhibits the same cancellation of hadronic inputs not only at one kinematic point but for *all* dilepton invariant mass in the large K^* -recoil region. Soon after other observables, called by extension $A_T^{(3,4,5)}$, were proposed with a similar good behaviour [15, 16]. Even though conceptually important, the zero of A_{FB} has been somehow superseded on one side by observables that provide similar SM tests over an

extended q^2 -range and, on the other, by a clean version of A_{FB} (called $P_2 = A_T^{(\text{re})}/2$ [17, 18]) that exhibits the same zero as A_{FB} .

A first guide for the construction of these observables is provided by effective theories available at low and high q^2 , both based on an expansion in powers of Λ/m_b to simplify the expression of the form factors and the amplitudes, either QCD factorisation/Soft Collinear Effective Theory at low q^2 [19, 20] or HQET at large q^2 [21]. A second important guideline for the construction of observables was found when the symmetries of the angular distribution were identified [16, 17], corresponding to transformations of the transversity amplitudes that leave the distribution invariant. The number of symmetries n_S depends on the scenario considered (massive or massless leptons, presence or absence of scalar contributions) and it is related to the number of independent observables (n_{obs}) through $n_{\text{obs}} = 2n_A - n_S$, where n_A is the number of amplitudes. In the massless case, $n_{\text{obs}} = 8$, or $n_{\text{obs}} = 9$ if we include scalar operators. Including the mass terms leads to $n_{\text{obs}} = 10$ and $n_{\text{obs}} = 12$ respectively. Taking into account the CP-conjugated mode doubles the number of independent observables. This number n_{obs} defines the minimal number of observables required to extract *all* the information contained in the distribution. Moreover, any angular observable can be reexpressed in terms of this set of n_{obs} observables, which has the properties of a *basis* – see Ref. [17] for a detailed discussion of the different scenarios and associated symmetries.

A very accessible basis is given by the CP-Symmetric and CP-Asymmetric coefficients S_i and A_i defined in Ref. [22], but their strong sensitivity to the choice of soft form factors makes this basis less competitive for NP searches. The basis on which we will focus here represents a very good compromise between theoretical cleanliness and simplicity in their experimental accessibility [14, 17, 18, 23]:

$$\left\{ \frac{d\Gamma}{dq^2}, A_{\text{FB or } F_L}, P_1 = A_T^2, P_2 = \frac{1}{2}A_T^{\text{re}}, P_3 = -\frac{1}{2}A_T^{\text{im}}, P'_4, P'_5, P'_6 \right\}, \quad (1)$$

together with the corresponding CP-violating basis:

$$\{A_{\text{CP}}, A_{\text{FB}}^{\text{CP or } F_L^{\text{CP}}}, P_1^{\text{CP}}, P_2^{\text{CP}}, P_3^{\text{CP}}, P_4'^{\text{CP}}, P_5'^{\text{CP}}, P_6'^{\text{CP}}\}. \quad (2)$$

At leading order (LO) in the low- q^2 effective theory (approximately from 0.1 to 8 GeV²), this basis of observables is independent of soft form factors, but in general it is not protected from form-factor uncertainties in the high- q^2 region. The SM predictions for the CP-average basis of observables was computed in the massless limit and in the large-recoil region in Ref. [23]. Here we present our SM predictions for both bases including lepton mass corrections and in both large- and low-recoil regions.

One could consider other interesting bases, for example the unprimed basis where $P_{4,5,6}$ are substituted for $P'_{4,5,6}$ (see for instance Ref. [17]). We do not consider this unprimed basis as optimal as the previous one, due to the difficulty to obtain these observables

from experimental measurements: indeed, $P_{4,5}$ can be determined from the measured angular distribution only once one has determined F_T (the transverse polarisation, also needed to extract $P'_{4,5}$) but also P_1 , reducing its discriminating power. Even though it is not optimal experimentally, this unprimed basis is interesting, as some of those unprimed observables are clean in both regions contrary to the primed ones. Therefore, they should be considered in the long run, as well as other observables like $A_T^{(3,4,5)}$. In the current experimental situation, where the experimental statistics is likely to be higher in the large-recoil region than in the low-recoil case, it seems however more interesting to consider observables as accurately measured and as sensitive to NP as possible at low- q^2 . In this sense, we believe that the basis presented above is currently the optimal one. These unprimed observables at large recoil are directly linked to a set of observables –called $H_T^{(i)}$ – proposed for the low recoil in a series of interesting papers [24, 25]. These observables can be easily integrated inside the following basis: $\{d\Gamma/dq^2, A_{FB}, P_1, H_T^{(1,2,3,4,5)}\}$. Most of them can be identified with the unprimed basis P_i in the large recoil, for instance, $H_T^{(1,2)}$ [24] correspond in our notation to $P_{4,5}$ [23]. We chart the correspondance in Table 1, providing an indication of their experimental accesibility as well as their sensitivity to form factors at low and large recoils.

The optimal basis should be complemented with two extra mass-dependent observables. There are two possibilities: (a) introducing the observables M_1 and M_2 [17] and the basis is then $\{\frac{d\Gamma}{dq^2}, F_L, P_{1,2,3}, P'_{4,5,6}, M_1, M_2\}$ or (b) introducing two different definitions (see Ref. [26]) for the longitudinal (\hat{F}_L and \tilde{F}_L) and the transverse polarization fractions (\hat{F}_T and \tilde{F}_T) such that the basis becomes $\{\hat{F}_T \frac{d\Gamma}{dq^2}, \tilde{F}_T \frac{d\Gamma}{dq^2}, \hat{F}_L \frac{d\Gamma}{dq^2}, \tilde{F}_L \frac{d\Gamma}{dq^2}, P_{1,2,3}, P'_{4,5,6}\}$. The ratios \hat{F}_T/\tilde{F}_T and \hat{F}_L/\tilde{F}_L can be mapped into the clean M_1 and M_2 , respectively (see [26]). In the presence of scalar operators, a couple of scalar dependent observables $S_{1,2}$ can be introduced [17]. However, given the current strong constraints on scalar Wilson coefficients from radiative decays we will not consider them here.

As argued above, there is an optimal basis to extract as much information on NP as possible from the $B \rightarrow K^*(\rightarrow K\pi)\ell^+\ell^-$ angular distribution considering the current experimental limitations of this analysis. Our goal in the present paper is to pave the way for further experimental analyses of these observables, by providing SM predictions and assessing their sensitivity to NP scenarios by checking their dependence on hadronic uncertainties, mainly the still poorly known form factors and the possibility of S -wave pollution. In Section 2 we discuss the construction of clean observables independently of the region (large or low recoil) and we provide all the details on our approach to form factors for both regions in Section 3. Considering the various determination of $B \rightarrow K^*$ form factors available in the literature, we discuss the extension of form factor parametrizations to the low-recoil region that are validated (when possible) with lattice data. The explicit definition of the observables in the optimal basis including binning effects are given in Section 4 and their SM prediction is provided in Section 5. For completeness we also pro-

Observable	Angular coefficient	Experimental accessibility	Clean at Large Recoil	Clean at Low Recoil
$P_1 = A_T^{(2)}$	J_3	Measured	Yes	No
$P_2 = \frac{1}{2}A_T^{(\text{re})}$	J_{6s}	Excellent	Yes	Yes if $P_1 \simeq 0$ not otherwise
$P_3 = -\frac{1}{2}A_T^{(\text{im})}$	J_9	Excellent	Yes	Yes if $P_1 \simeq 0$ not otherwise
P'_4	J_4	Excellent	Yes	Yes if $P_1 \simeq 0$ not otherwise
P'_5	J_5	Excellent	Yes	Yes if $P_1 \simeq 0$ not otherwise
P'_6	J_7	Excellent	Yes	Yes if $P_1 \simeq 0$ not otherwise
P'_8	J_8	Excellent	Yes	Yes if $P_1 \simeq 0$ not otherwise
$P_4 = H_T^{(1)}$	J_4	Good	Yes	Yes
$P_5 = H_T^{(2)}$	J_5	Good	Yes	Yes
P_6	J_7	Good	Yes	Yes
$P_8 = H_T^{(4)}$	J_8	Good	Yes	Yes
$H_T^{(3)}$	J_{6s}	Good	Yes	Yes
$H_T^{(5)}$	J_9	Good	Yes	Yes
F_L	J_{2c}	Measured	No	No
A_{FB}	J_{6s}, J_{6c}	Measured	No	No
S_i/A_i	J_i	Excellent	No	No
$A_T^{(3,4,5)}$	All	Difficult	Yes	No

Table 1: Experimental accessibility and theoretical cleanliness (at large and low recoils) of different observables. The statements apply both to CP-averaged observables P_i and their CP-violating counterparts P_i^{CP} . We also indicate the angular coefficient used in the numerator to build the observable. These observables have been defined in Refs. [15, 16, 17, 18, 22, 23, 24, 25].

vide predictions for other observables of interest in the appendix. In section 6 we discuss the impact of different choices for form factors on our basis, focusing on the large-recoil region to show their discriminating power considering some NP scenarios. In Section 7 we discuss the impact of the S-wave on the determination of observables and we present explicit bounds on the size of the polluting S-wave terms coming from the companion decay $B \rightarrow K_0^* \mu^+ \mu^-$. This pollution can be eliminated, as pointed out in Ref. [26], once there will be enough statistics to measure the folded distribution, including terms coming from the S-wave component. In Section 8 we present a comparison of our results with other results in the literature and we conclude in Section 9. The appendices contain a compendium of definitions for other observables of interest and a set of tables and plots summarising our SM predictions for all measured bins.

2 Clean observables: General arguments

The differential decay rate of the process $\bar{B}_d \rightarrow \bar{K}^*(\rightarrow K\pi)\ell^+\ell^-$ can be written as:

$$\begin{aligned} \frac{d^4\Gamma(\bar{B}_d)}{dq^2 d\cos\theta_K d\cos\theta_l d\phi} = \frac{9}{32\pi} & \left[J_{1s} \sin^2\theta_K + J_{1c} \cos^2\theta_K + (J_{2s} \sin^2\theta_K + J_{2c} \cos^2\theta_K) \cos 2\theta_l \right. \\ & + J_3 \sin^2\theta_K \sin^2\theta_l \cos 2\phi + J_4 \sin 2\theta_K \sin 2\theta_l \cos \phi + J_5 \sin 2\theta_K \sin \theta_l \cos \phi \\ & + (J_{6s} \sin^2\theta_K + J_{6c} \cos^2\theta_K) \cos \theta_l + J_7 \sin 2\theta_K \sin \theta_l \sin \phi + J_8 \sin 2\theta_K \sin 2\theta_l \sin \phi \\ & \left. + J_9 \sin^2\theta_K \sin^2\theta_l \sin 2\phi \right], \end{aligned} \quad (3)$$

where the kinematical variables ϕ , θ_ℓ , θ_K , q^2 are defined as in Refs. [17, 22, 24]: θ_ℓ and θ_K describe the angles of emission between \bar{K}^{*0} and ℓ^- (in the di-meson rest frame) and between \bar{K}^{*0} and K^- (in the di-hadron rest frame) respectively, whereas ϕ corresponds to the angle between the di-lepton and di-meson planes and q^2 to the di-lepton invariant mass. The decay rate $\bar{\Gamma}$ of the CP-conjugated process $B_d \rightarrow K^*(\rightarrow K\pi)\ell^+\ell^-$ is obtained from Eq. (3) by replacing $J_{1,2,3,4,7} \rightarrow \bar{J}_{1,2,3,4,7}$ and $J_{5,6,8,9} \rightarrow -\bar{J}_{5,6,8,9}$, where \bar{J} is equal to J with all weak phases conjugated. This convention corresponds to taking the same lepton ℓ^- for the definition of θ_ℓ for both B and \bar{B} decays (see for example Ref. [27]). The usual convention among experimental collaborations is a different one, where θ_ℓ in the B decay is defined as the angle between K^* and ℓ^+ . The translation between both conventions corresponds to the change $\theta_\ell \rightarrow \pi - \theta_\ell$, which means that in the experimental convention all \bar{J} go with a positive sign in the distribution. The fact that the decay $B \rightarrow K^*\ell^+\ell^-$ is self-tagging ensures that the coefficients J_i and \bar{J}_i can be extracted independently, both for CP-averaged and CP-violating observables.

Currently, the LHCb experimental analysis of these angular observables deals with “folded” distributions, in order to exploit data as efficiently as possible before there is

enough statistics for a full angular analysis of this decay. In Ref. [28] it has been shown that the identification of events with $\phi \leftrightarrow \phi + \pi$ leads to an angular distribution depending on a “folded” angle $\hat{\phi} \in [0, \pi]$ which pins down the coefficients $J_{1,2,3,6,9}$. Similar folded distributions can be constructed that depend on $J_{4,5}$ [26]. The use of folded distributions is also optimal to isolate the S-wave pollution from scalar K^* resonances, as has been discussed in Ref. [26], as opposed to the use of uniangular distributions [29] (see also Refs. [30, 31]). We will come back to the issue of the S-wave interference in Section 7.

Once extracted, the coefficients J_i must be interpreted. Assuming that the decay proceeds only via a (P-wave) K^* resonance, these coefficients can be reexpressed in terms of transversity amplitudes $A_{0,\perp,\parallel}^{L,R}$ describing both the chirality of the operator considered in the effective Hamiltonian and the polarisations of the K^* meson and the intermediate virtual gauge boson decaying into $\ell^+\ell^-$. In addition we have two extra amplitudes A_s and A_t associated to the presence of scalars, pseudoscalars and lepton masses. All these amplitudes can be reexpressed in terms of short-distance Wilson coefficients of the effective Hamiltonian and long-distance quantities. Long-distance quantities can be expressed in turn through form factors which are one of the main sources of uncertainties for the prediction of the coefficients J_i . The main operators entering the discussion are then the chromagnetic operator O_7 and the two semileptonic operators O_9 and O_{10} . At both ends of the dilepton mass range (low and high q^2 , or equivalently large and low recoil of the emitted K^* meson) one can perform a further expansion in inverse powers of quantities of order m_b (following either QCD factorisation/Soft-Collinear Effective Theory or Heavy-Quark Effective Theory): the use of effective theories allows one to relate vector and tensor form factors and reduce the amount of hadronic inputs from external sources. Moreover, at low q^2 , the formalism allows one to include the hard-gluon corrections from four-quark operators (not included in the analysis otherwise) [19].

These additional relations between form factors are particularly interesting to eliminate as much as possible hadronic uncertainties, in order to enhance the potential of this decay in the search for New Physics. This leads us to define clean observables in both regions where one can use relations derived from effective theories. The construction of clean observables is based on a cancellation of form factors at leading order in the relevant effective theory. The mechanisms are basically the same at high and low recoil, although the factorization of a single form factor multiplying each amplitude is achieved via different expansions – the large energy limit of QCD factorisation (QCDF) at large recoil and the heavy quark expansion at low recoil. At leading order the relevant transversity amplitudes are equivalent to the naive result in terms of $O_{7,9,10}$ form factors and are given

by (see for example Ref. [14])

$$A_{\perp}^{L,R} = \mathcal{N}_{\perp} \left[\mathcal{C}_{9\mp 10}^{+} V(q^2) + \mathcal{C}_7^{+} T_1(q^2) \right] + \mathcal{O}(\alpha_s, \Lambda/m_b \dots) \quad (4)$$

$$A_{\parallel}^{L,R} = \mathcal{N}_{\parallel} \left[\mathcal{C}_{9\mp 10}^{-} A_1(q^2) + \mathcal{C}_7^{-} T_2(q^2) \right] + \mathcal{O}(\alpha_s, \Lambda/m_b \dots) \quad (5)$$

$$A_0^{L,R} = \mathcal{N}_0 \left[\mathcal{C}_{9\mp 10}^{-} A_{12}(q^2) + \mathcal{C}_7^{-} T_{23}(q^2) \right] + \mathcal{O}(\alpha_s, \Lambda/m_b \dots) \quad (6)$$

where $\mathcal{C}_{9\mp 10}^{\pm} \equiv [(\mathcal{C}_9^{\text{eff}} \pm \mathcal{C}_9^{\text{eff}'}) \mp (\mathcal{C}_{10}^{\text{eff}} \pm \mathcal{C}_{10}^{\text{eff}'})]/(m_B \pm m_{K^*})$ and $\mathcal{C}_7^{\pm} \equiv 2m_b/q^2(\mathcal{C}_7^{\text{eff}} \pm \mathcal{C}_7^{\text{eff}'})$. The \mathcal{N}_i are different normalization factors, and A_{12} , T_{23} are appropriate combinations of form factors:

$$A_{12} \equiv (m_B^2 - m_{K^*}^2)(m_B^2 - m_{K^*}^2 - q^2)A_1 - \lambda(m_B - m_{K^*})/(m_B + m_{K^*})A_2$$

and

$$T_{23} \equiv q^2(m_B^2 + 3m_{K^*}^2 - q^2)T_2 - \lambda q^2/(m_B^2 - m_{K^*}^2)T_3 ,$$

with $\lambda = m_B^4 + m_{K^*}^4 + q^4 - 2(m_B^2 m_{K^*}^2 + m_{K^*}^2 q^2 + m_B^2 q^2)$. These combinations appear naturally when the problem is expressed in terms of helicity amplitudes as shown in Ref. [32].

The key observation is that the ratios $R_1 = T_1/V$, $R_2 = T_2/A_1$ and $\tilde{R}_3 = T_{23}/A_{12}$ (a more extensive discussion on the form factors and their ratios will be given in Section 3) have well-defined limiting values in both regimes [20, 21]:

$$R_{1,2} = 1 + \text{corrections} , \quad \tilde{R}_3 = \frac{q^2}{m_B^2} + \text{corrections} . \quad (7)$$

Using these ratios to eliminate T_1, T_2, T_{23} in Eqs. (4)-(6), the transversity amplitudes can be written as (see for example Ref. [24]):

$$A_{\perp}^{L,R} = X_{\perp}^{L,R} V(q^2) + \mathcal{O}(\alpha_s, \Lambda/m_b \dots) \quad (8)$$

$$A_{\parallel}^{L,R} = X_{\parallel}^{L,R} A_1(q^2) + \mathcal{O}(\alpha_s, \Lambda/m_b \dots) \quad (9)$$

$$A_0^{L,R} = X_0^{L,R} A_{12}(q^2) + \mathcal{O}(\alpha_s, \Lambda/m_b \dots) \quad (10)$$

where X_i are short-distance functions. The ellipses denote perturbative and power corrections that contain the corrections to the ratios (7) as well as those in (4)-(6). The fact that L and R transversity amplitudes are proportional to the same form factor allows one to build a number of clean observables by taking suitable ratios of angular coefficients. The expressions (8)-(10) are true at low and large recoils. At low recoil we have no further relationships between form factors, contrary to the case of large recoil. Therefore, *all observables that are clean at low recoil, are also clean at large recoil*. This is true in particular for the observables defined in Refs. [24, 25, 33].

At large recoil another relationship holds: V and A_1 are related by (see for example Ref. [20]):

$$2E_{K^*}m_B V(q^2) = (m_B + m_{K^*})^2 A_1(q^2) + \mathcal{O}(\alpha_s, \Lambda/m_b \dots) \quad (11)$$

up to subleading corrections in the effective theory. This makes possible to build additional clean observables at large recoil that are not clean at low recoil, for example $P_1 = A_T^{(2)}$ [14, 17], $A_T^{(\text{re})}$, $A_T^{(\text{im})}$ [18] or $P'_{4,5,6}$ [23] (we will come back to these observables later in this article). According to the counting of Ref. [17], an optimal basis in the massless case will contain five observables clean in the full kinematic region, one observable clean only at large recoil, and two observables that depend on form factors. Similar countings can be performed in more general cases (mass terms, scalar operators, etc).

Clean observables are only independent of form factors at leading order in the corresponding effective-theory expansions. A residual sensitivity is introduced when subleading corrections are considered, which are of two kinds: perturbative corrections (typically from hard-gluon exchanges) and non-perturbative corrections (higher orders in $1/m_b$ expansions). Even though these corrections are expected to be suppressed in the kinematical regions of interest, a reduction of such residual uncertainties should be attempted, in particular if New Physics contributions turn out to be rather small. In such a case, lattice determinations of $B \rightarrow K^*$ form factors with small uncertainties will be crucial, but the determination of T_3, A_2, A_0 seems particularly challenging [18].

Alternatively, if sufficient statistics is collected at experimental facilities, the extraction of form factors from data with reasonable uncertainties becomes a possibility [34]. In this case the same argument concerning clean observables applies. From the chosen optimal basis, the observables having a significant sensitivity to form factors are used to extract the relevant form factors, whereas the clean observables are used to constrain the short distance physics. Furthermore, the ratios R_i can be extracted which provide a test of the relationships derived in the low- and high- q^2 effective theories (see for example Section VI of Ref. [25]).

3 Form Factors

In this section we discuss in detail our approach to form factors in both kinematic regions, as their behaviour is important for the construction of clean observables. We will see that the low-recoil region requires a specific treatment, as the extrapolation of current results on light-cone sum rules, the lattice determinations of the form factors, and the effective theory relationships are not fully compatible among each other.

3.1 Large recoil

In the large recoil region, the amplitudes are expressed in terms of two “soft” form factors $\xi_\perp(q^2)$ and $\xi_\parallel(q^2)$ [19]. These are defined in terms of the QCD form factors $V(q^2)$, $A_1(q^2)$ and $A_2(q^2)$. Here we follow the prescription of Ref. [35] with a factorization scheme defining the soft form factors by the conventions

$$\xi_\perp(q^2) = \frac{m_B}{m_B + m_{K^*}} V(q^2) , \quad (12)$$

$$\xi_\parallel(q^2) = \frac{m_B + m_{K^*}}{2E} A_1(q^2) - \frac{m_B - m_{K^*}}{m_B} A_2(q^2) . \quad (13)$$

The q^2 dependence of all form factors can be reproduced using a parametrization based on the Series Expansion with a single pole replacing the Blaschke factor (see for example Refs. [36] for discussions of the advantages and limits of the conformal mapping of the cut singularities onto the unit circle)

$$F(s) = \frac{F(0) m_F^2}{m_F^2 - s} \left\{ 1 + b_F \left(z(s, \tau_0) - z(0, \tau_0) + \frac{1}{2} (z[s, \tau_0]^2 - z[0, \tau_0]^2) \right) \right\} , \quad (14)$$

where F represents the form factor and

$$z(s, \tau_0) = \frac{\sqrt{\tau_+ - s} - \sqrt{\tau_+ - \tau_0}}{\sqrt{\tau_+ - s} + \sqrt{\tau_+ - \tau_0}} , \quad \tau_\pm = (m_B \pm m_{K^*})^2 , \quad \tau_0 = \tau_+ - \sqrt{\tau_+ - \tau_-} \sqrt{\tau_+} . \quad (15)$$

The form factors at $q^2 = 0$ and the slope parameters b_F are computed via light-cone sum rules with B -meson distribution amplitudes in Ref. [37] (these values for the form factors will be called KMPW). The results for $V(q^2)$, $A_{1,2}(q^2)$ are shown in Figure 1. An earlier and commonly quoted source for these form factors, computed using light-meson light-cone sum rules, is Ref. [38]. Even though the size of the uncertainties in Ref. [38] is considerably smaller than in KMPW, we prefer to use KMPW for the following reasons. The size of the error in light-cone sum-rules computations does not only depend on the particular method used (for example light vs. heavy meson wavefunctions), but also depends on a delicate estimation of “systematic” errors associated to the built in assumptions of each procedure. There is in fact a wide spread of quoted uncertainties for $B \rightarrow K^*$ form factors in the recent literature, that range from a $\sim 10\%$ to a $\sim 40\%$ error for the same form factor [22, 37]. For example, the values $A_0(0) = 0.33 \pm 0.03$ and $V(0) = 0.31 \pm 0.04$ given in Ref. [22] should be compared to the values $A_0(0) = 0.29 \pm 0.10$ and $V(0) = 0.36 \pm 0.17$ as quoted in KMPW. Even central values have shifted significantly, see for instance the value $V(0) = 0.41 \pm 0.05$ from Ref. [38] before its update of Ref. [22] (also consistent with Ref. [39]). Given that all the values of the form factors $V(q^2)$, $A_{1,2}(q^2)$ always fall inside the error bars of KMPW, we choose KMPW in our numerical analyses in order to obtain more conservative results. This choice has a marginal impact on clean observables,

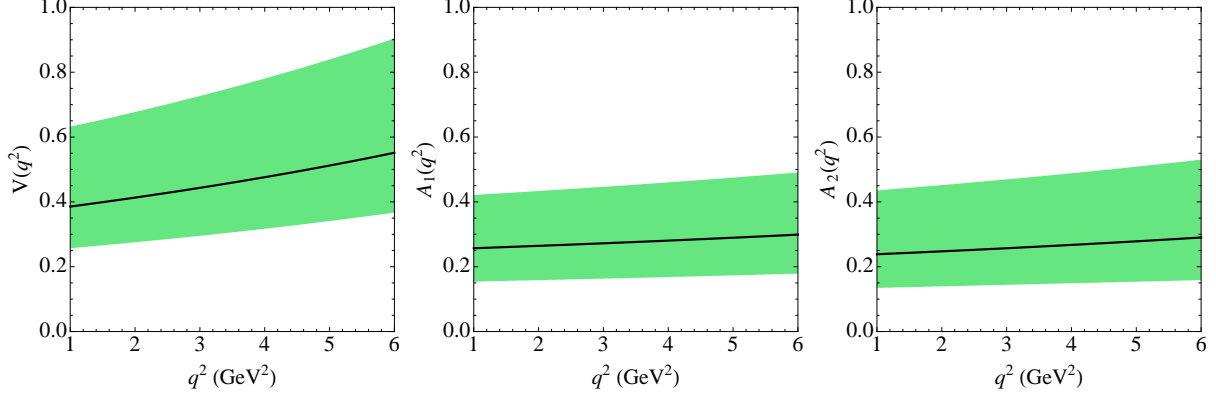


Figure 1: Input form factors (from Ref. [37]) used to obtain the soft form factors $\xi_{\perp,\parallel}(q^2)$: $V(q^2)$ (left), $A_1(q^2)$ (center), $A_2(q^2)$ (right). All errors are added in quadrature.

but can have an important effect on other form-factor-dependent observables (S_i, \dots), as illustrated in Ref. [23] (see also Sec. 6). From now on we will always refer to KMPW when discussing the numerics of all form factors.

In principle, due to the large-recoil symmetry relations among the form factors that are valid up to corrections of order α_s and Λ/m_b , one is entitled to define $\xi_{\parallel}(q^2)$ also in terms of $T_{2,3}(q^2)$ (see Eq. (24) of Ref. [40]). The resulting soft form factor is in very good agreement with the one obtained from Eq.(13).

The values of the soft form factors at zero are determined by

$$\xi_{\perp}(0) = \frac{m_B}{m_B + m_V} V(0) \quad \xi_{\parallel}(0) = 2 \frac{m_V}{m_B} A_0(0) \quad (16)$$

which corresponds to $\xi_{\perp}(0) = 0.31^{+0.20}_{-0.10}$ and $\xi_{\parallel}(0) = 0.10^{+0.03}_{-0.02}$. Notice that $\xi_{\parallel}(0)$ can be determined also through $A_{1,2}(0)$ (see Eq. (13)) due to the large recoil relation $2m_V A_0(0) = (m_B + m_V)A_1(0) - (m_B - m_V)A_2(0)$. In order to correctly account for the correlation between the errors of $A_1(0)$ and $A_2(0)$ we determine $\xi_{\parallel}(0)$ using $A_0(0) = 0.29^{+0.10}_{-0.07}$ from KMPW. In Ref. [35] a slightly different normalization for $\xi_{\perp}(0)$ is used, that is obtained from $T_1(0)$ and not $V(0)$ after including an α_s correction.

Once $\xi_{\perp}(q^2)$ and $\xi_{\parallel}(q^2)$ are defined using Eq. (14), with $F = \xi_{\parallel,\perp}$, and the input values given in Table 2 (see Fig. 2), all form factors follow using [40]

$$\begin{aligned} A_1(q^2) &= \frac{2E}{m_B + m_{K^*}} \xi_{\perp}(q^2) + \Delta A_1 + \mathcal{O}(\Lambda/m_b) \\ A_2(q^2) &= \frac{m_B}{m_B - m_{K^*}} [\xi_{\perp}(q^2) - \xi_{\parallel}(q^2)] + \frac{m_B}{2E} \frac{m_B + m_{K^*}}{m_B - m_{K^*}} \Delta A_1 + \mathcal{O}(\Lambda/m_b) \\ A_0(q^2) &= \frac{E}{m_{K^*}} \frac{\xi_{\parallel}(q^2)}{\Delta_{\parallel}(q^2)} + \mathcal{O}(\Lambda/m_b) \end{aligned} \quad (17)$$

where the first relation has no α_s corrections at first order ($\Delta A_1 = \mathcal{O}(\alpha_s^2)$). The second

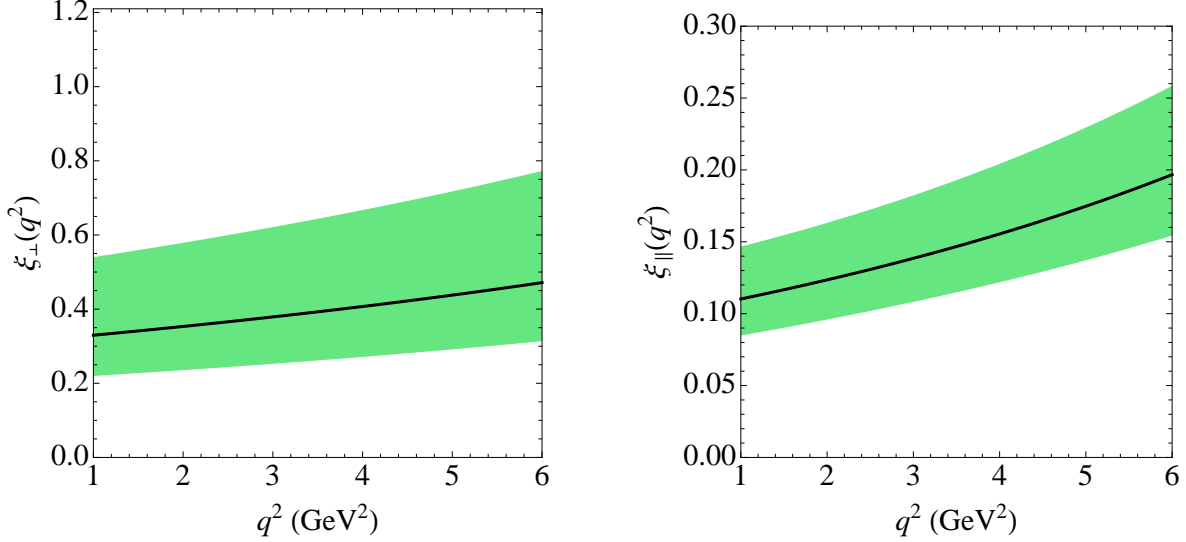


Figure 2: Soft form factors $\xi_{\perp}(q^2)$ (left) and $\xi_{\parallel}(q^2)$ (right). These are obtained as described in the text from the results of Ref. [37].

relation comes from the definition of the prescription, while the third one includes an α_s correction explicitly inside the factor $\Delta_{\parallel}(q^2) = 1 + \mathcal{O}(\alpha_s)f(q^2)$, where $f(q^2) \rightarrow 0$ when $q^2 \rightarrow 0$ (see [40] for the explicit definition of $\Delta_{\parallel}(q^2)$).

One can compare the axial form factors defined from Eq. (17) with the values obtained from light-cone sum rules in the case of KMPW. We have checked explicitly that $A_1(q^2)$ obtained from Eq. (17) exhibits a very good compatibility with the value computed by KMPW, which was expected as their results for A_1 and V fulfilled the large recoil relations in Eq. (7) satisfactorily within errors. The same holds for $A_2(q^2)$ with a similar small deviation. On the contrary the last relation of Eq. (17) exhibits a sizeable difference in the comparison between the $A_0(q^2)$ obtained from KMPW (red-meshed region in Fig. 3) and the $A_0(q^2)$ from Eq. (17) (blue-meshed region in Fig. 3), pointing to non-negligible $\mathcal{O}(\Lambda/m_b)$ corrections. Consequently, we have enlarged the error size of $A_0(q^2)$ to cover both determinations, as shown in Fig. 3. Notice that the form factor $A_0(q^2)$ only enters in the amplitude A_t which is always suppressed by m_{ℓ}^2/q^2 , so that this choice will have only a limited impact on our discussion.

In conclusion, in the large recoil region, once we determine $\xi_{\perp}(q^2)$ and $\xi_{\parallel}(q^2)$ using Eq. (14) and the numerical inputs of Table 2, we obtain the form factors $A_1(q^2)$ and $A_2(q^2)$ from Eqs. (17). The form factor $A_0(q^2)$ appearing in the amplitude A_t is shown in Fig. (3). Finally, the tensor form factors $\mathcal{T}_{1,2,3}$ (or $\mathcal{T}_{\perp,\parallel}$), required in the QCDF expression of $B \rightarrow K^*\ell\ell$ amplitudes, are computed following Ref. [35]. The results are extrapolated up to 8.68 GeV^2 to allow a complete comparison with experimental data. The resulting $\xi_{\parallel}(q^2)$ and $\xi_{\perp}(q^2)$ are inserted in the QCDF-corrected form factors $\mathcal{T}_{\perp,\parallel}$ [35] required to compute the transversity amplitudes for $B \rightarrow K^*\ell^+\ell^-$, including all factorizable and

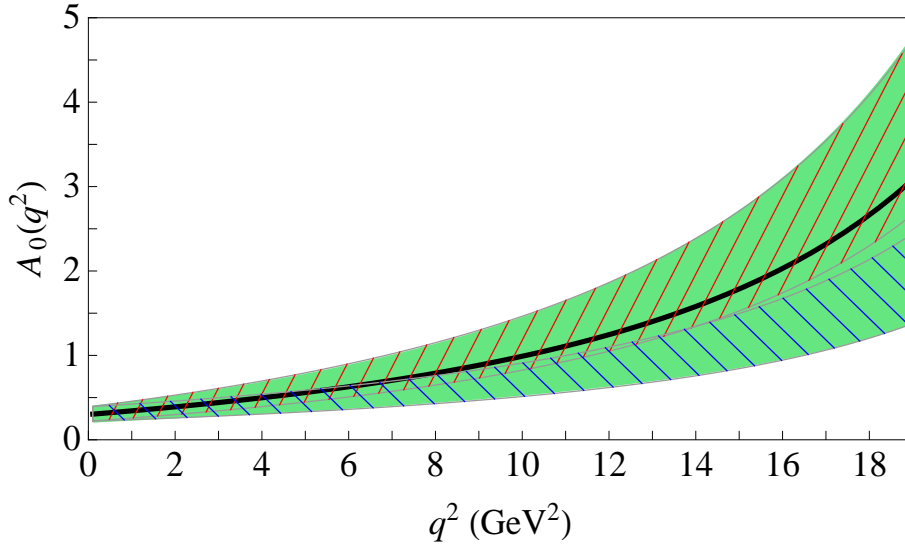


Figure 3: For numerical estimates we define an enlarged $A_0(q^2)$ form factor (entering the amplitude A_t) in the full- q^2 region with enlarged error bars covering the two different determinations: directly from KMPW (red mesh) or from Eq. (17) (blue mesh). This enlarged $A_0(q^2)$ can be obtained from Eq. (14) with a normalisation $F_{A_0}(0) = 0.3 \pm 0.1$ very similar to KMPW, but with a substantially larger error associated to the slope $b_{A_0} = -14.5 \pm 9.0$.

Form factor	$F(0)$	b_F	m_F (GeV)
$\xi_{\perp}(q^2)$	$0.31^{+0.20}_{-0.10}$	$-4.8^{+0.8}_{-0.4}$	5.412
$\xi_{\parallel}(q^2)$	$0.10^{+0.03}_{-0.02}$	$-11.8^{+0.8}_{-1.9}$	5.366
$V(q^2)$	$0.36^{+0.23}_{-0.12}$	$-4.8^{+0.8}_{-0.4}$	5.412
$A_1(q^2)$	$0.25^{+0.16}_{-0.10}$	$0.34^{+0.86}_{-0.80}$	5.829
$A_2(q^2)$	$0.23^{+0.19}_{-0.10}$	$-0.85^{+2.88}_{-1.35}$	5.829
$T_3(q^2)$	$0.22^{+0.17}_{-0.10}$	$-10.3^{+2.5}_{-3.1}$	5.829

Table 2: $B \rightarrow K^*$ soft form factors at large recoil (upper cell) and form factors used in the low-recoil region (lower cell). Inputs are taken from Ref. [37].

non-factorizable corrections at one loop.

3.2 Low recoil

In the low-recoil region, the form factors cannot be determined in the same manner. The light-cone sum rule approach is valid at low- q^2 , and the results in KMPW are presented as valid only up to 14 GeV². However, following Refs. [24, 25] we will extrapolate them up to 19 GeV² and check the consistency with the lattice QCD results which can be obtained at high- q^2 [41]. As for the large recoil region we will use KMPW form factors in order to remain conservative.

In this region where all degrees of freedom are soft, we expect the heavy-quark expansion to be a good approximation. Using this approach, in Ref. [21] a set of ratios were found that are expected to approach one in the exact symmetry limit, but away from this limit are broken by α_s and $1/m_b$ corrections. This idea was reconsidered in Ref. [24], where three ratios were introduced:

$$R_1 = \frac{T_1(q^2)}{V(q^2)}, \quad R_2 = \frac{T_2(q^2)}{A_1(q^2)}, \quad R_3 = \frac{q^2}{m_B^2} \frac{T_3(q^2)}{A_2(q^2)}. \quad (18)$$

In Ref. [24] the first two ratios were found to be near one, but the third one was found to be around 0.4.

This uncomfortable situation suggests one to reconsider these ratios. Indeed the first two of those ratios can be also found in Ref. [21] (see Eq. (A35) and Eq. (A36) in that reference), but the last ratio, corresponding to Eq. (A37), exhibits a more complicated structure:

$$\hat{R}_3 = \frac{q^2}{m_B^2} \frac{T_3}{2 \frac{m_V}{m_B} A_0(q^2) - \left(1 + \frac{m_V}{m_B}\right) A_1(q^2) + \left(1 - \frac{m_V}{m_B}\right) A_2(q^2)}. \quad (19)$$

We have checked that in the KMPW case the ratio \hat{R}_3 is indeed in the correct ballpark. The discrepancy between the two versions of R_3 is rooted in the scaling laws of the form factors according to HQET power counting (see Eq. (A4) of Ref. [21]). According to these rules, the three terms in the denominator of \hat{R}_3 are of different order in m_b , so that R_3 and \hat{R}_3 are equivalent according to this power counting. However the central values of the form factors extrapolated from light-cone sum rule results do not seem to obey the HQET power counting numerically, so that the three terms in the denominator of Eq. (19) are numerically competing and yield a poorly determined value for \hat{R}_3 once uncertainties are taken into account.

In order to ensure the robustness of our results, given the problem with the definition of R_3 , we choose to proceed as follows. We determine T_1 and T_2 by exploiting the first two ratios ($R_{1,2}$) allowing for a 20% breaking, i.e., $R_{1,2} = 1 + \delta_{1,2}$ (with $-0.2 \leq \delta_{1,2} \leq 0.2$). For

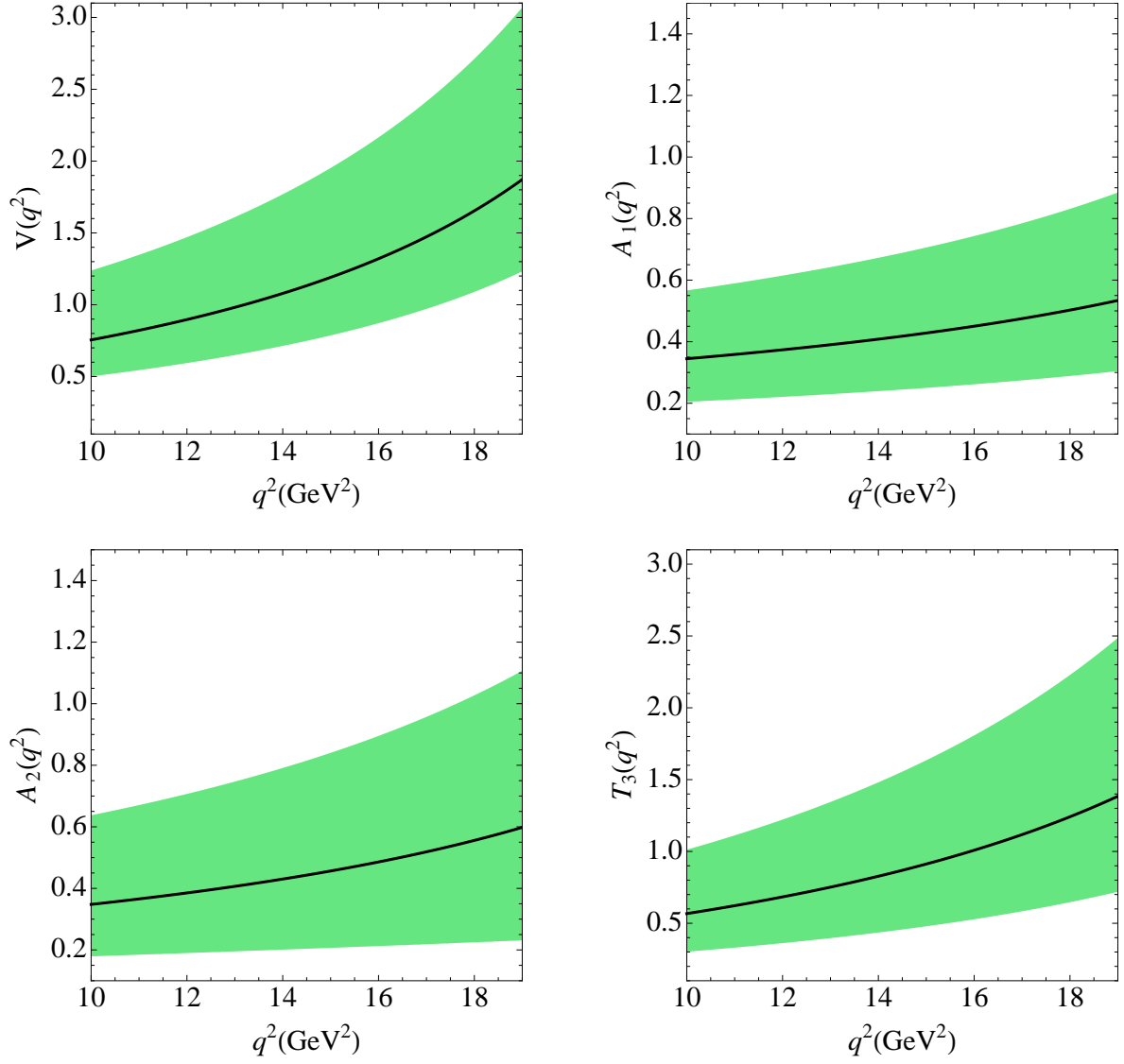


Figure 4: KMPW form factors in the low recoil region. All errors are added in quadrature.

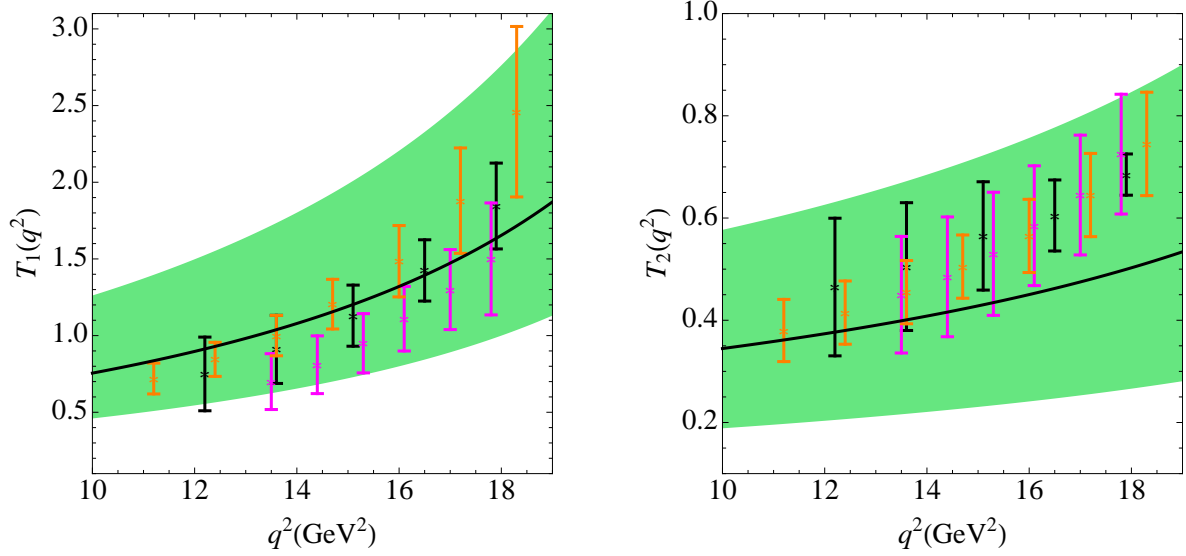


Figure 5: Tensor form factors T_1 (left) and T_2 (right) at low recoil obtained imposing the relations $R_{1,2}$ including a 20% Λ/m_b correction, compared with lattice QCD results. The three sets of lattice data points correspond to the three sets of results presented in Table 1 of Ref. [41].

all other form factors (including T_3) we use KMPW extrapolated in the high- q^2 region, as shown in Fig. 4. We then compare with available lattice data [41] to validate the tensor form factors thus obtained. As can be seen in Fig. 5, we find an excellent agreement between our determination of the tensor form factors $T_{1,2}$ using $R_{1,2}$ and lattice data. This also serves as a test of the validity of the extrapolation for $V(q^2)$ and $A_1(q^2)$.

One may be worried that we drop one of the HQET relationships to use a value for T_3 that does not fulfill the expected HQET relation, especially to discuss clean observables that have been built based on the existence of these HQET relationships. The problem is actually less acute than it may seem at first sight. Indeed, T_3 occurs only in $A_0^{L,R}$, multiplied by a factor $\lambda(q^2)$ that vanishes at the no-recoil endpoint $q^2 \rightarrow (m_B - m_V)^2$ (with a fairly small derivative). The other terms contributing to the longitudinal transversity amplitudes are suppressed in the large- m_B limit where $m_V/m_B \rightarrow 0$, but they are sizeable for the physical values of the mesons. Indeed, in the range of the low-recoil region, one finds the following relative contributions:

$$\begin{aligned}
 A_0^{L,R}[q^2 = 14 \text{ GeV}^2] = \mathcal{N}_0(q^2) \Big[& \mathcal{C}_{9\mp 10}^- [80.8 \cdot A_1(q^2) - 20.5 \cdot A_2(q^2)] \\
 & + \mathcal{C}_7^- [100.4 \cdot T_2(q^2) - 28.9 \cdot T_3(q^2)] \Big] \quad (20)
 \end{aligned}$$

$$A_0^{L,R}[q^2 = (m_B - m_V)^2] = \mathcal{N}_0(q^2) \left[\mathcal{C}_{9\mp 10}^- [48.3 \cdot A_1(q^2) - 0 \cdot A_2(q^2)] \right. \\ \left. + \mathcal{C}_7^- [68.0 \cdot T_2(q^2) - 0 \cdot T_3(q^2)] \right] \quad (21)$$

where $\mathcal{N}_0(q^2)$ is just a normalization and all form factors are numbers of order 1 in this kinematic region. Therefore, contrary to e.g., T_2 , the numerical impact of T_3 is very small for the low-recoil values of the $B \rightarrow K^* \ell^+ \ell^-$ observables. Since T_3 plays only a marginal role in the discussion, we will keep the discussion on the construction of clean observables at low recoil assuming for simplicity that the relationship for R_3 in Eq. (18) holds, but for numerical estimates, we will use the extrapolation of T_3 according to KMPW. On the long term, an accurate lattice estimate for T_3 would be the best way to settle this uneasy situation and check the validity of the ratio R_3 , exactly as for $T_{1,2}$.

In summary, the main two differences in our treatment of form factors in this region with respect to Ref. [24] is that we use a more conservative approach to form factors and that we do not use all the relations between $T_{1,2,3}$ and V , $A_{0,1,2,3}$ implied by the heavy quark symmetry, but only the two ratios ($R_{1,2}$) validated by a comparison to lattice data.

4 Definition of clean CP conserving and CP violating observables in q^2 -bins

Following Refs. [17, 23], we have to consider a further experimental effect: the various observables are obtained by fitting q^2 -binned angular distributions, so that the experimental results for the various observables must be compared to (functions of) the angular coefficients J and \bar{J} integrated over the relevant kinematic range. Therefore we define the CP-averaged and CP-violating observables $\langle P_i \rangle_{\text{bin}}$ and $\langle P_i^{\text{CP}} \rangle_{\text{bin}}$, integrated in q^2 bins, as:

$$\langle P_1 \rangle_{\text{bin}} = \frac{1}{2} \frac{\int_{\text{bin}} dq^2 [J_3 + \bar{J}_3]}{\int_{\text{bin}} dq^2 [J_{2s} + \bar{J}_{2s}]}, \quad \langle P_1^{\text{CP}} \rangle_{\text{bin}} = \frac{1}{2} \frac{\int_{\text{bin}} dq^2 [J_3 - \bar{J}_3]}{\int_{\text{bin}} dq^2 [J_{2s} + \bar{J}_{2s}]}, \quad (22)$$

$$\langle P_2 \rangle_{\text{bin}} = \frac{1}{8} \frac{\int_{\text{bin}} dq^2 [J_{6s} + \bar{J}_{6s}]}{\int_{\text{bin}} dq^2 [J_{2s} + \bar{J}_{2s}]}, \quad \langle P_2^{\text{CP}} \rangle_{\text{bin}} = \frac{1}{8} \frac{\int_{\text{bin}} dq^2 [J_{6s} - \bar{J}_{6s}]}{\int_{\text{bin}} dq^2 [J_{2s} + \bar{J}_{2s}]}, \quad (23)$$

$$\langle P_3 \rangle_{\text{bin}} = -\frac{1}{4} \frac{\int_{\text{bin}} dq^2 [J_9 + \bar{J}_9]}{\int_{\text{bin}} dq^2 [J_{2s} + \bar{J}_{2s}]}, \quad \langle P_3^{\text{CP}} \rangle_{\text{bin}} = -\frac{1}{4} \frac{\int_{\text{bin}} dq^2 [J_9 - \bar{J}_9]}{\int_{\text{bin}} dq^2 [J_{2s} + \bar{J}_{2s}]}, \quad (24)$$

$$\langle P'_4 \rangle_{\text{bin}} = \frac{1}{\mathcal{N}'_{\text{bin}}} \int_{\text{bin}} dq^2 [J_4 + \bar{J}_4], \quad \langle P'_4{}^{\text{CP}} \rangle_{\text{bin}} = \frac{1}{\mathcal{N}'_{\text{bin}}} \int_{\text{bin}} dq^2 [J_4 - \bar{J}_4], \quad (25)$$

$$\langle P'_5 \rangle_{\text{bin}} = \frac{1}{2\mathcal{N}'_{\text{bin}}} \int_{\text{bin}} dq^2 [J_5 + \bar{J}_5], \quad \langle P'_5{}^{\text{CP}} \rangle_{\text{bin}} = \frac{1}{2\mathcal{N}'_{\text{bin}}} \int_{\text{bin}} dq^2 [J_5 - \bar{J}_5], \quad (26)$$

$$\langle P'_6 \rangle_{\text{bin}} = \frac{-1}{2\mathcal{N}'_{\text{bin}}} \int_{\text{bin}} dq^2 [J_7 + \bar{J}_7], \quad \langle P'_6{}^{\text{CP}} \rangle_{\text{bin}} = \frac{-1}{2\mathcal{N}'_{\text{bin}}} \int_{\text{bin}} dq^2 [J_7 - \bar{J}_7], \quad (27)$$

where the normalization $\mathcal{N}'_{\text{bin}}$ is defined as

$$\mathcal{N}'_{\text{bin}} = \sqrt{-\int_{\text{bin}} dq^2 [J_{2s} + \bar{J}_{2s}] \int_{\text{bin}} dq^2 [J_{2c} + \bar{J}_{2c}]} . \quad (28)$$

We also introduce the redundant¹ quantity $P'_8 = Q'$ defined in Ref. [23], and its CP-conjugated counterpart:

$$\langle P'_8 \rangle_{\text{bin}} = \frac{-1}{\mathcal{N}'_{\text{bin}}} \int_{\text{bin}} dq^2 [J_8 + \bar{J}_8] , \quad \langle P'^{\text{CP}}_8 \rangle_{\text{bin}} = \frac{-1}{\mathcal{N}'_{\text{bin}}} \int_{\text{bin}} dq^2 [J_8 - \bar{J}_8] . \quad (29)$$

These definitions are general: they hold for $m_\ell \neq 0$ and in the presence of scalar and tensor operators. In the limit of infinitesimal binning the definitions of $P_{1,2,3}$ coincide with the definitions in Ref. [17] except for a factor of $\beta_\ell(q^2) \equiv \sqrt{1 - 4m_\ell^2/q^2}$ in P_2 . This factor was introduced in Ref. [17] in the differential definition of P_2 precisely to cancel an explicit β_ℓ dependence in the numerator and make the observable insensitive to the lepton mass. However, in defining a binned observable (as noted in Ref. [26]) this cancellation takes place only approximately and there is no more compelling reason to remove this factor.

Using the arguments in Refs. [17] and [24], it is not difficult to check the status of these observables at low q^2 and large q^2 in relation with Table 1. All these observables are indeed built by considering a particular angular coefficient and normalizing it to cancel form factors in the appropriate region, as explained in Sec. 2. Besides these clean observables, we consider also quantities often discussed: the differential (CP-averaged) branching ratio $d\text{BR}/dq^2$, the CP asymmetry A_{CP} , the CP-averaged forward-backward asymmetry A_{FB} and longitudinal polarization fraction F_L , and the corresponding CP asymmetries $A_{\text{FB}}^{\text{CP}}$ and F_L^{CP} . The definitions for the binned observables in terms of the integrated angular coefficients are:

$$\langle A_{\text{FB}} \rangle = -\frac{3}{4} \frac{\int dq^2 [J_{6s} + \bar{J}_{6s}]}{\langle d\Gamma/dq^2 \rangle + \langle d\bar{\Gamma}/dq^2 \rangle} , \quad \langle A_{\text{FB}}^{\text{CP}} \rangle = -\frac{3}{4} \frac{\int dq^2 [J_{6s} - \bar{J}_{6s}]}{\langle d\Gamma/dq^2 \rangle + \langle d\bar{\Gamma}/dq^2 \rangle} , \quad (30)$$

$$\langle F_L \rangle = -\frac{\int dq^2 [J_{2c} + \bar{J}_{2c}]}{\langle d\Gamma/dq^2 \rangle + \langle d\bar{\Gamma}/dq^2 \rangle} , \quad \langle F_L^{\text{CP}} \rangle = -\frac{\int dq^2 [J_{2c} - \bar{J}_{2c}]}{\langle d\Gamma/dq^2 \rangle + \langle d\bar{\Gamma}/dq^2 \rangle} , \quad (31)$$

$$\langle \frac{d\text{BR}}{dq^2} \rangle = \tau_B \frac{\langle d\Gamma/dq^2 \rangle + \langle d\bar{\Gamma}/dq^2 \rangle}{2} , \quad \langle A_{\text{CP}} \rangle = \frac{\langle d\Gamma/dq^2 \rangle - \langle d\bar{\Gamma}/dq^2 \rangle}{\langle d\Gamma/dq^2 \rangle + \langle d\bar{\Gamma}/dq^2 \rangle} , \quad (32)$$

where

$$\langle d\Gamma/dq^2 \rangle = \frac{1}{4} \int dq^2 [3J_{1c} + 6J_{1s} - J_{2c} - 2J_{2s}] \quad (33)$$

¹As was noted in Ref. [23] the symmetries of the distribution show that Q can be expressed in terms of all other observables (up to a sign, see appendix in Ref. [23]) and in this sense it is redundant. However, the binning procedure (or scalar contributions) will break this redundancy, recovered only in the limit of vanishing bin widths and in the absence of scalars.

and analogously for $\bar{\Gamma}$.

Some of these observables are related to others that have been defined in the literature. For example (see [17]) $P_1 = A_T^{(2)}$ [14], $2P_2 = A_T^{(\text{re})}$, $2P_3 = -A_T^{(\text{im})}$ [18], $P_{4,5,8} = H_T^{(1,2,4)}$ [24, 25], as well as

$$H_T^{(3)} = \frac{2P_2}{\sqrt{1-P_1^2}}, \quad H_T^{(5)} = \frac{2P_3}{\sqrt{1-P_1^2}}, \quad (34)$$

where in terms of the angular coefficients, the observables $H_T^{(3,5)}$ are given by² [25]

$$\langle H_T^{(3)} \rangle_{\text{bin}} = \frac{\int_{\text{bin}} dq^2 [J_{6s} + \bar{J}_{6s}]}{2\sqrt{4(\int_{\text{bin}} dq^2 [J_{2s} + \bar{J}_{2s}])^2 - (\int_{\text{bin}} dq^2 [J_3 + \bar{J}_3])^2}}, \quad (35)$$

$$\langle H_T^{(5)} \rangle_{\text{bin}} = \frac{-\int_{\text{bin}} dq^2 [J_9 + \bar{J}_9]}{\sqrt{4(\int_{\text{bin}} dq^2 [J_{2s} + \bar{J}_{2s}])^2 - (\int_{\text{bin}} dq^2 [J_3 + \bar{J}_3])^2}}. \quad (36)$$

The definitions for the integrated unprimed observables $\langle P_{4,5,6,8}^{(\text{CP})} \rangle$ are given in App. A.

The CP asymmetry P_2^{CP} is related (but not equal) to the low-recoil observable $a_{\text{CP}}^{(3)}$ [33], which is the CP-violating partner of $H_T^{(3)}$. At low recoil (in the absence of scalar or tensor operators [25]) $a_{\text{CP}}^{(3)}$ is also equal to the CP-violating partner of $H_T^{(2)}$ which is related (but not equal) to P_5^{CP} , defined in App. A. Analogously, the asymmetry P_8^{CP} is related at low recoil to $a_{\text{CP}}^{(4)}$ [25] (CP-violating partner of $H_T^{(4)}$). At low recoil and in the absence of tensor operators this asymmetry is equal to the CP-violating partner of $H_T^{(5)}$, related to P_3^{CP} (cf. Eq. (34)). Again this equivalence is not true at large recoil. Besides P_3^{CP} , we will consider this CP asymmetry related to $H_T^{(5)}$ in the full q^2 region, which we shall call $H_T^{(5)\text{CP}}$. The exact definitions for $H_T^{(3)\text{CP}}$ and $H_T^{(5)\text{CP}}$ are given in App. A. Finally, the asymmetries A_{CP} and $A_{\text{FB}}^{\text{CP}}$ are related to $a_{\text{CP}}^{(1,2)}$ of Ref. [33]. We recall that Table 1 provides a summary of the equivalence of the observables and their experimental and theoretical status.

In the following sections we will study these integrated observables in detail, giving predictions within the SM and studying their sensitivity to hadronic uncertainties and also to New Physics.

5 SM predictions for integrated observables

In this section we provide SM predictions for the set of integrated observables defined in Section 4. We focus on the binning most commonly used by experimental collaborations (see Refs. [3, 28, 42, 43, 44, 45]): $[0.1, 2]$, $[2, 4.3]$, $[4.3, 8.68]$ and $[1, 6]$ GeV^2 at large recoil, $[14.18, 16]$ and $[16, 19]$ GeV^2 at low recoil, and a bin between the two narrow $c\bar{c}$ resonances,

²We drop a factor of β_ℓ in $H_T^{(3)}$ with respect to Ref. [25]. The arguments are the same as the ones given above for $P_{1,2,3}$.

$\mathcal{C}_1(\mu_b)$	$\mathcal{C}_2(\mu_b)$	$\mathcal{C}_3(\mu_b)$	$\mathcal{C}_4(\mu_b)$	$\mathcal{C}_5(\mu_b)$	$\mathcal{C}_6(\mu_b)$	$\mathcal{C}_7^{\text{eff}}(\mu_b)$	$\mathcal{C}_8^{\text{eff}}(\mu_b)$	$\mathcal{C}_9(\mu_b)$	$\mathcal{C}_{10}(\mu_b)$
-0.2632	1.0111	-0.0055	-0.0806	0.0004	0.0009	-0.2923	-0.1663	4.0749	-4.3085

Table 3: NNLO Wilson coefficients at the scale μ_b .

[10.09,12.89] GeV². Some of these bins contain q^2 regions outside the strict range of application of the corresponding theoretical frameworks. First, the region of very large recoil $q^2 \sim 0.1 - 1$ GeV² contains contributions from light resonances which are not accounted for in QCDF. A thorough analysis of this region has been performed in Ref. [32], and some of its features are recalled in Section 8. However we will not include the effect of these light resonances in our results, as their impact is small on integrated quantities considered here. Second, the region $q^2 \sim 6 - 8.68$ GeV² can be affected by non-negligible charm-loop effects (see Ref. [37]). Within the middle bin [10.09,12.89] GeV², in between the J/Ψ and $\Psi(2s)$ peaks, the charm-loop contribution leads to a destructive interference, leading to a suppression of the decay rate in this region. However, the predictions within this region should be considered as crude estimates [37]. In this paper, this region will be treated by interpolating central values and errors between the large and low recoil regions.

Our SM predictions are obtained in the usual way. The integrated observables are defined in Eqs. (22)-(32) in terms of the coefficients $J_i(q^2)$, which are simple functions of the transversity amplitudes (see for example Ref. [17]). The transversity amplitudes can be written in terms of Wilson coefficients and $B \rightarrow K^*$ form factors following Refs. [19, 35, 24]. Concerning the Wilson coefficients and the treatment of uncertainties, we proceed as in Refs. [17, 23]. In particular, the SM Wilson coefficients are computed at the matching scale $\mu_0 = 2M_W$, and run down to the hadronic scale $\mu_b = 4.8$ GeV following Refs. [46, 47, 48, 49, 50]³. The evolution of couplings and quark masses proceeds analogously. All relevant input parameters used in the numerical analysis, including the values of the SM Wilson coefficients at the scale μ_b , are collected in Tables 3 and 4.

Concerning uncertainties related to Λ/m_b corrections, we proceed as follows. In the large recoil region we include a 10% multiplicative error in each amplitude, with an arbitrary strong phase, implemented as described in Refs. [16, 17]. In the low recoil region, we allow for a 20% correction to the ratios R_1 and R_2 , as described in Section 3.2, so that $R_{1,2} \sim 1 \pm 20\%$. We note that this correction is suppressed by a factor $\sim \mathcal{C}_7/\mathcal{C}_9$ with respect to the dominant part of the amplitude [see Eqs. (4) and (5)]. In the SM

³The slightly different values of $\mathcal{C}_9(\mu_b)$ and $\mathcal{C}_{10}(\mu_b)$ compared to the usual values encountered in the literature stems from the fact that we include higher-order electromagnetic corrections in the evaluation of these coefficients following the formulae gathered in Ref [46]. In particular, Table 5 in that reference shows that $\mathcal{C}_9(\mu_b)$ and $\mathcal{C}_{10}(\mu_b)$ are affected by subleading but not negligible corrections in α_{em} , denoted $\mathcal{C}_9^{(12)}$ and $\mathcal{C}_{10}^{(12)}$. This yields a shift compared to analyses not including higher-order electromagnetic corrections in the evaluation of their coefficients. (See also Ref. [51])

$\mu_b = 4.8 \text{ GeV}$		$\mu_0 = 2M_W$	[52]
$m_B = 5.27950 \text{ GeV}$	[53]	$m_{K^*} = 0.89594 \text{ GeV}$	[53]
$m_{B_s} = 5.3663 \text{ GeV}$	[53]	$m_\mu = 0.105658367 \text{ GeV}$	[53]
$\sin^2 \theta_W = 0.2313$	[53]		
$M_W = 80.399 \pm 0.023 \text{ GeV}$	[53]	$M_Z = 91.1876 \text{ GeV}$	[53]
$\alpha_{em}(M_Z) = 1/128.940$	[52]	$\alpha_s(M_Z) = 0.1184 \pm 0.0007$	[53]
$m_t^{\text{pole}} = 173.3 \pm 1.1 \text{ GeV}$	[54]	$m_b^{1S} = 4.68 \pm 0.03 \text{ GeV}$	[55]
$m_c^{\overline{MS}}(m_c) = 1.27 \pm 0.09 \text{ GeV}$	[53]	$m_s^{\overline{MS}}(2 \text{ GeV}) = 0.101 \pm 0.029 \text{ GeV}$	[53]
$\lambda_{CKM} = 0.22543 \pm 0.0008$	[56]	$A_{CKM} = 0.805 \pm 0.020$	[56]
$\bar{\rho} = 0.144 \pm 0.025$	[56]	$\bar{\eta} = 0.342 \pm 0.016$	[56]
$\Lambda_h = 0.5 \text{ GeV}$	[57]	$f_B = 0.190 \pm 0.004 \text{ GeV}$	[58]
$f_{K^*, } = 0.220 \pm 0.005 \text{ GeV}$	[22]	$f_{K^*,\perp}(2 \text{ GeV}) = 0.163(8) \text{ GeV}$	[22]
$a_{1, ,\perp}(2 \text{ GeV}) = 0.03 \pm 0.03$	[22]	$a_{2, ,\perp}(2 \text{ GeV}) = 0.08 \pm 0.06$	[22]
$\lambda_B(\mu_h) = 0.51 \pm 0.12 \text{ GeV}$	[22]	$\tau_B = 2.307 \cdot 10^{12} \text{ GeV}$	[53]

Table 4: Input parameters used in the analysis.

$\mathcal{C}_7^{\text{SM}}/\mathcal{C}_9^{\text{SM}} \sim 0.1$, so the total correction is a few percent, as noticed in Ref. [33]. However, in some NP scenarios this suppression might not be so effective.

The results are collected in Tables 5 and 6, and in App. B, and they exhibit some expected behaviours. CP asymmetries are very small. P_1 and P_3 , related to J_3 and J_9 which involve suppressed helicity form factors in the low q^2 region [32] are null tests of the Standard Model for the first bins [14, 18]. In addition, P_4 and P_5 involve combinations of form factors which become equal in the low-recoil limit, and are thus very close to 1 and -1, respectively, for the last bins [24].

6 New Physics opportunities

Our main motivation has consisted in finding an optimal basis for the analysis of $B \rightarrow K^* \ell \ell$ data, with a balance between the theoretical control on hadronic pollution and the experimental accessibility. The importance of finding clean observables for NP searches has been emphasized in Ref. [23]. It has been shown that, while a NP contribution to an angular coefficient J_i can be substantial, a non-clean observable sensitive to the coefficient J_i (such as J_i itself, or S_i) might not be able to detect such NP because of large theoretical uncertainties, even if the SM prediction for this observable is accurate. On the contrary, the corresponding clean observable P_i might show a clear distinction between the SM and

Table 5. Standard Model Predictions for the CP-averaged optimized basis.

Bin (GeV ²)	$\langle P_1 \rangle = \langle A_T^{(2)} \rangle$	$\langle P_2 \rangle = \frac{1}{2} \langle A_T^{(\text{re})} \rangle$	$\langle P_3 \rangle = -\frac{1}{2} \langle A_T^{(\text{im})} \rangle$
[1, 2]	$0.007^{+0.008+0.054}_{-0.005-0.051}$	$0.399^{+0.022+0.006}_{-0.023-0.008}$	$-0.003^{+0.001+0.027}_{-0.002-0.024}$
[0.1, 2]	$0.007^{+0.007+0.043}_{-0.004-0.044}$	$0.172^{+0.009+0.018}_{-0.009-0.018}$	$-0.002^{+0.001+0.02}_{-0.001-0.023}$
[2, 4.3]	$-0.051^{+0.010+0.045}_{-0.009-0.045}$	$0.234^{+0.058+0.015}_{-0.085-0.016}$	$-0.004^{+0.001+0.022}_{-0.003-0.022}$
[4.3, 8.68]	$-0.117^{+0.002+0.056}_{-0.002-0.052}$	$-0.407^{+0.048+0.008}_{-0.037-0.006}$	$-0.001^{+0.000+0.027}_{-0.001-0.027}$
[10.09, 12.89]	$-0.181^{+0.278+0.032}_{-0.361-0.029}$	$-0.481^{+0.08+0.003}_{-0.005-0.002}$	$0.003^{+0.000+0.014}_{-0.001-0.015}$
[14.18, 16]	$-0.352^{+0.696+0.014}_{-0.467-0.015}$	$-0.449^{+0.136+0.004}_{-0.041-0.004}$	$0.004^{+0.000+0.002}_{-0.001-0.002}$
[16, 19]	$-0.603^{+0.589+0.009}_{-0.315-0.009}$	$-0.374^{+0.151+0.004}_{-0.126-0.004}$	$0.003^{+0.001+0.001}_{-0.001-0.001}$
[1, 6]	$-0.055^{+0.009+0.040}_{-0.008-0.042}$	$0.084^{+0.057+0.019}_{-0.076-0.019}$	$-0.003^{+0.001+0.020}_{-0.002-0.022}$
	$\langle P'_4 \rangle$	$\langle P'_5 \rangle$	$\langle P'_6 \rangle$
[1, 2]	$-0.160^{+0.040+0.013}_{-0.031-0.013}$	$0.387^{+0.047+0.014}_{-0.063-0.015}$	$-0.104^{+0.025+0.016}_{-0.042-0.016}$
[0.1, 2]	$-0.342^{+0.026+0.018}_{-0.019-0.017}$	$0.533^{+0.028+0.017}_{-0.036-0.020}$	$-0.084^{+0.021+0.026}_{-0.035-0.026}$
[2, 4.3]	$0.569^{+0.070+0.020}_{-0.059-0.021}$	$-0.334^{+0.095+0.02}_{-0.111-0.019}$	$-0.098^{+0.03+0.031}_{-0.046-0.031}$
[4.3, 8.68]	$1.003^{+0.014+0.024}_{-0.015-0.029}$	$-0.872^{+0.043+0.03}_{-0.029-0.029}$	$-0.027^{+0.012+0.059}_{-0.021-0.059}$
[10.09, 12.89]	$1.082^{+0.140+0.014}_{-0.144-0.017}$	$-0.893^{+0.223+0.018}_{-0.110-0.017}$	$0.001^{+0.003+0.034}_{-0.004-0.034}$
[14.18, 16]	$1.161^{+0.190+0.007}_{-0.332-0.007}$	$-0.779^{+0.328+0.010}_{-0.363-0.009}$	$0.000^{+0.000+0.000}_{-0.000-0.000}$
[16, 19]	$1.263^{+0.119+0.004}_{-0.248-0.004}$	$-0.601^{+0.282+0.008}_{-0.367-0.007}$	$0.000^{+0.000+0.000}_{-0.000-0.000}$
[1, 6]	$0.555^{+0.065+0.018}_{-0.055-0.019}$	$-0.349^{+0.086+0.019}_{-0.098-0.017}$	$-0.089^{+0.028+0.031}_{-0.043-0.03}$
	$10^7 \times \langle d\text{BR}/dq^2 \rangle$	$\langle A_{\text{FB}} \rangle$	$\langle F_L \rangle$
[1, 2]	$0.437^{+0.345+0.026}_{-0.148-0.023}$	$-0.212^{+0.11+0.014}_{-0.144-0.015}$	$0.605^{+0.179+0.021}_{-0.229-0.024}$
[0.1, 2]	$1.446^{+1.537+0.057}_{-0.561-0.054}$	$-0.136^{+0.048+0.016}_{-0.045-0.016}$	$0.323^{+0.198+0.019}_{-0.178-0.020}$
[2, 4.3]	$0.904^{+0.664+0.061}_{-0.314-0.055}$	$-0.081^{+0.054+0.008}_{-0.068-0.009}$	$0.754^{+0.128+0.015}_{-0.198-0.018}$
[4.3, 8.68]	$2.674^{+2.326+0.156}_{-0.973-0.145}$	$0.220^{+0.138+0.014}_{-0.112-0.016}$	$0.634^{+0.175+0.022}_{-0.216-0.022}$
[10.09, 12.89]	$2.344^{+2.814+0.069}_{-1.100-0.063}$	$0.371^{+0.150+0.010}_{-0.164-0.011}$	$0.482^{+0.163+0.014}_{-0.208-0.013}$
[14.18, 16]	$1.290^{+2.122+0.013}_{-0.815-0.013}$	$0.404^{+0.199+0.005}_{-0.191-0.005}$	$0.396^{+0.141+0.004}_{-0.241-0.004}$
[16, 19]	$1.450^{+2.333+0.015}_{-0.922-0.015}$	$0.360^{+0.205+0.004}_{-0.172-0.005}$	$0.357^{+0.074+0.003}_{-0.133-0.003}$
[1, 6]	$2.155^{+1.646+0.138}_{-0.742-0.123}$	$-0.035^{+0.036+0.008}_{-0.033-0.009}$	$0.703^{+0.149+0.017}_{-0.212-0.019}$

Table 6. Standard Model Predictions for the CP-violating optimized basis.

Bin (GeV ²)	$10^2 \times \langle P_1^{\text{CP}} \rangle$	$10^2 \times \langle P_2^{\text{CP}} \rangle$	$10^2 \times \langle P_3^{\text{CP}} \rangle$
[1, 2]	$-0.010^{+0.002+0.150}_{-0.004-0.155}$	$-0.403^{+0.008+0.036}_{-0.074-0.031}$	$-0.044^{+0.016+0.074}_{-0.009-0.077}$
[0.1, 2]	$0.001^{+0.001+0.133}_{-0.001-0.128}$	$-0.133^{+0.004+0.059}_{-0.034-0.061}$	$-0.028^{+0.008+0.069}_{-0.004-0.062}$
[2, 4.3]	$-0.061^{+0.004+0.14}_{-0.009-0.152}$	$-1.018^{+0.033+0.018}_{-0.120-0.013}$	$-0.047^{+0.020+0.066}_{-0.007-0.073}$
[4.3, 8.68]	$-0.088^{+0.003+0.079}_{-0.009-0.074}$	$-0.650^{+0.060+0.012}_{-0.127-0.009}$	$-0.008^{+0.007+0.035}_{-0.001-0.037}$
[10.09, 12.89]	$-0.053^{+0.017+0.028}_{-0.015-0.026}$	$-0.208^{+0.095+0.007}_{-0.095-0.007}$	$0.001^{+0.002+0.013}_{-0.001-0.013}$
[14.18, 16]	$-0.004^{+0.009+0.000}_{-0.006-0.000}$	$0.000^{+0.000+0.000}_{-0.000-0.000}$	$0.001^{+0.000+0.000}_{-0.000-0.000}$
[16, 19]	$-0.006^{+0.007+0.000}_{-0.004-0.000}$	$0.000^{+0.000+0.000}_{-0.000-0.000}$	$0.001^{+0.000+0.000}_{-0.000-0.000}$
[1, 6]	$-0.060^{+0.004+0.110}_{-0.007-0.119}$	$-0.828^{+0.028+0.012}_{-0.097-0.007}$	$-0.036^{+0.015+0.051}_{-0.004-0.057}$
	$10^2 \times \langle P_4^{\text{CP}} \rangle$	$10^2 \times \langle P_5^{\text{CP}} \rangle$	$10^2 \times \langle P_6^{\text{CP}} \rangle$
[1, 2]	$0.144^{+0.139+0.138}_{-0.040-0.153}$	$-0.891^{+0.013+0.141}_{-0.151-0.128}$	$-1.007^{+0.402+0.129}_{-0.214-0.134}$
[0.1, 2]	$-0.04^{+0.129+0.139}_{-0.054-0.149}$	$-0.582^{+0.036+0.148}_{-0.157-0.137}$	$-0.874^{+0.328+0.137}_{-0.165-0.138}$
[2, 4.3]	$0.631^{+0.091+0.111}_{-0.041-0.119}$	$-1.277^{+0.03+0.106}_{-0.102-0.097}$	$-0.805^{+0.336+0.122}_{-0.139-0.127}$
[4.3, 8.68]	$0.782^{+0.054+0.040}_{-0.023-0.043}$	$-0.896^{+0.045+0.045}_{-0.099-0.040}$	$-0.255^{+0.109+0.073}_{-0.027-0.072}$
[10.09, 12.89]	$0.399^{+0.162+0.020}_{-0.155-0.022}$	$-0.339^{+0.145+0.020}_{-0.167-0.019}$	$-0.051^{+0.029+0.024}_{-0.016-0.026}$
[14.18, 16]	$0.013^{+0.006+0.000}_{-0.008-0.000}$	$0.000^{+0.000+0.000}_{-0.000-0.000}$	$0.000^{+0.000+0.000}_{-0.000-0.000}$
[16, 19]	$0.013^{+0.006+0.000}_{-0.007-0.000}$	$0.000^{+0.000+0.000}_{-0.000-0.000}$	$0.000^{+0.000+0.000}_{-0.000-0.000}$
[1, 6]	$0.597^{+0.080+0.095}_{-0.036-0.104}$	$-1.140^{+0.028+0.091}_{-0.096-0.082}$	$-0.691^{+0.284+0.106}_{-0.111-0.114}$
	$10^2 \times \langle A_{\text{CP}} \rangle$	$10^2 \times \langle A_{\text{FB}}^{\text{CP}} \rangle$	$10^2 \times \langle F_L^{\text{CP}} \rangle$
[1, 2]	$0.005^{+0.373+0.113}_{-0.518-0.133}$	$0.214^{+0.152+0.041}_{-0.108-0.040}$	$0.387^{+0.142+0.048}_{-0.163-0.056}$
[0.1, 2]	$-0.29^{+0.370+0.100}_{-0.469-0.103}$	$0.105^{+0.045+0.052}_{-0.036-0.049}$	$0.208^{+0.141+0.035}_{-0.121-0.038}$
[2, 4.3]	$0.424^{+0.186+0.056}_{-0.260-0.067}$	$0.351^{+0.301+0.043}_{-0.196-0.039}$	$0.479^{+0.115+0.034}_{-0.150-0.042}$
[4.3, 8.68]	$0.673^{+0.071+0.011}_{-0.060-0.013}$	$0.350^{+0.213+0.025}_{-0.169-0.025}$	$0.402^{+0.121+0.023}_{-0.147-0.023}$
[10.09, 12.89]	$0.366^{+0.150+0.008}_{-0.145-0.008}$	$0.160^{+0.139+0.008}_{-0.107-0.009}$	$0.169^{+0.033+0.008}_{-0.050-0.008}$
[14.18, 16]	$0.012^{+0.005+0.000}_{-0.006-0.000}$	$0.000^{+0.000+0.000}_{-0.000-0.000}$	$0.004^{+0.002+0.000}_{-0.003-0.000}$
[16, 19]	$0.010^{+0.005+0.000}_{-0.005-0.000}$	$0.000^{+0.000+0.000}_{-0.000-0.000}$	$0.004^{+0.002+0.000}_{-0.002-0.000}$
[1, 6]	$0.422^{+0.184+0.054}_{-0.249-0.066}$	$0.346^{+0.261+0.038}_{-0.183-0.035}$	$0.446^{+0.123+0.035}_{-0.155-0.040}$

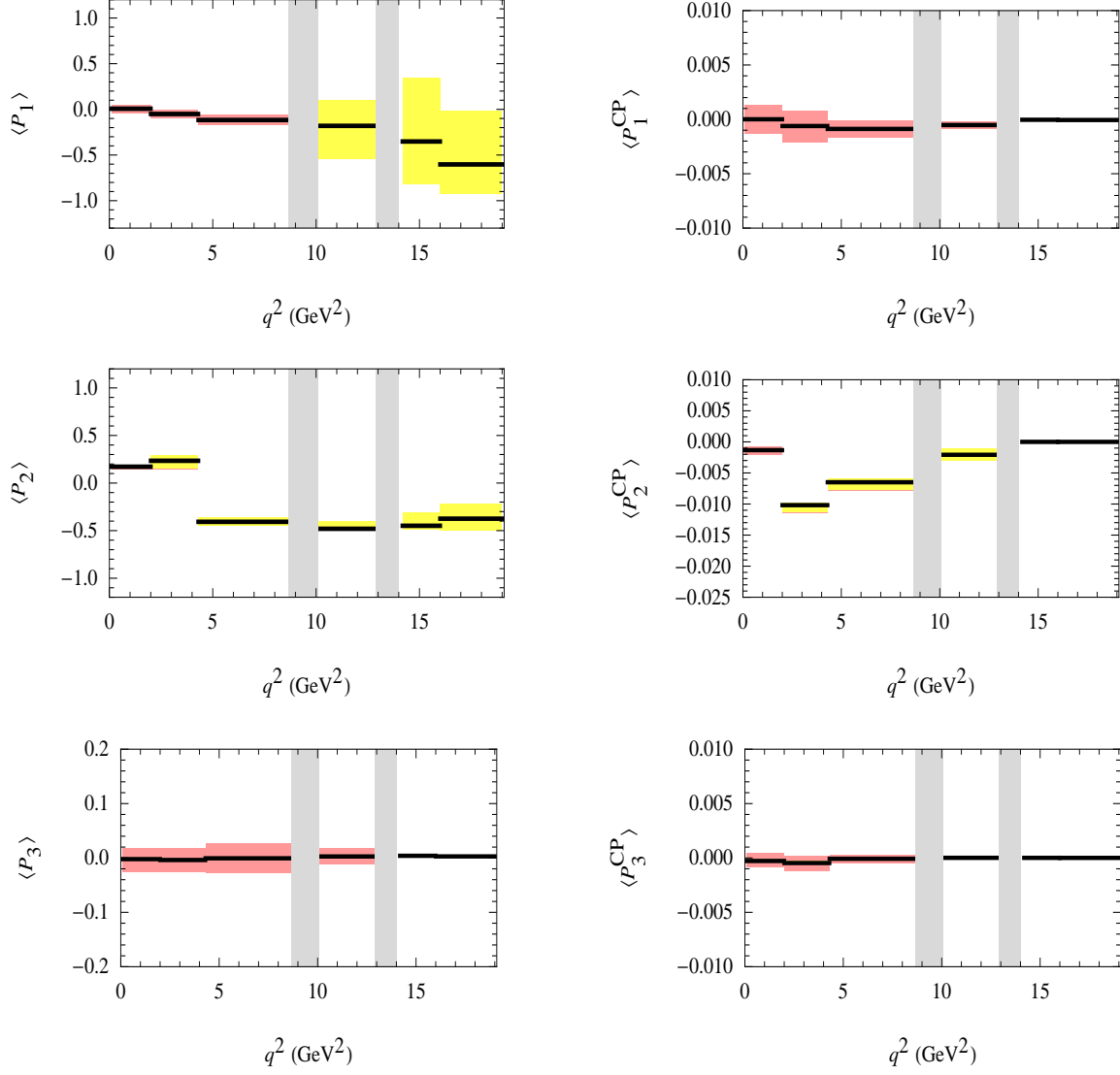


Figure 6: Binned Standard Model predictions for the observables $\langle P_{1,2,3}^{(\text{CP})} \rangle$, corresponding to the bins measured experimentally (see Tables 5 and 6). The red (dark gray) error bar correspond to the Λ/m_b corrections, the yellow one (light gray) to the other sources of uncertainties. If one of the two bands is missing, it means that the associated uncertainty is negligible compared to the dominant one.

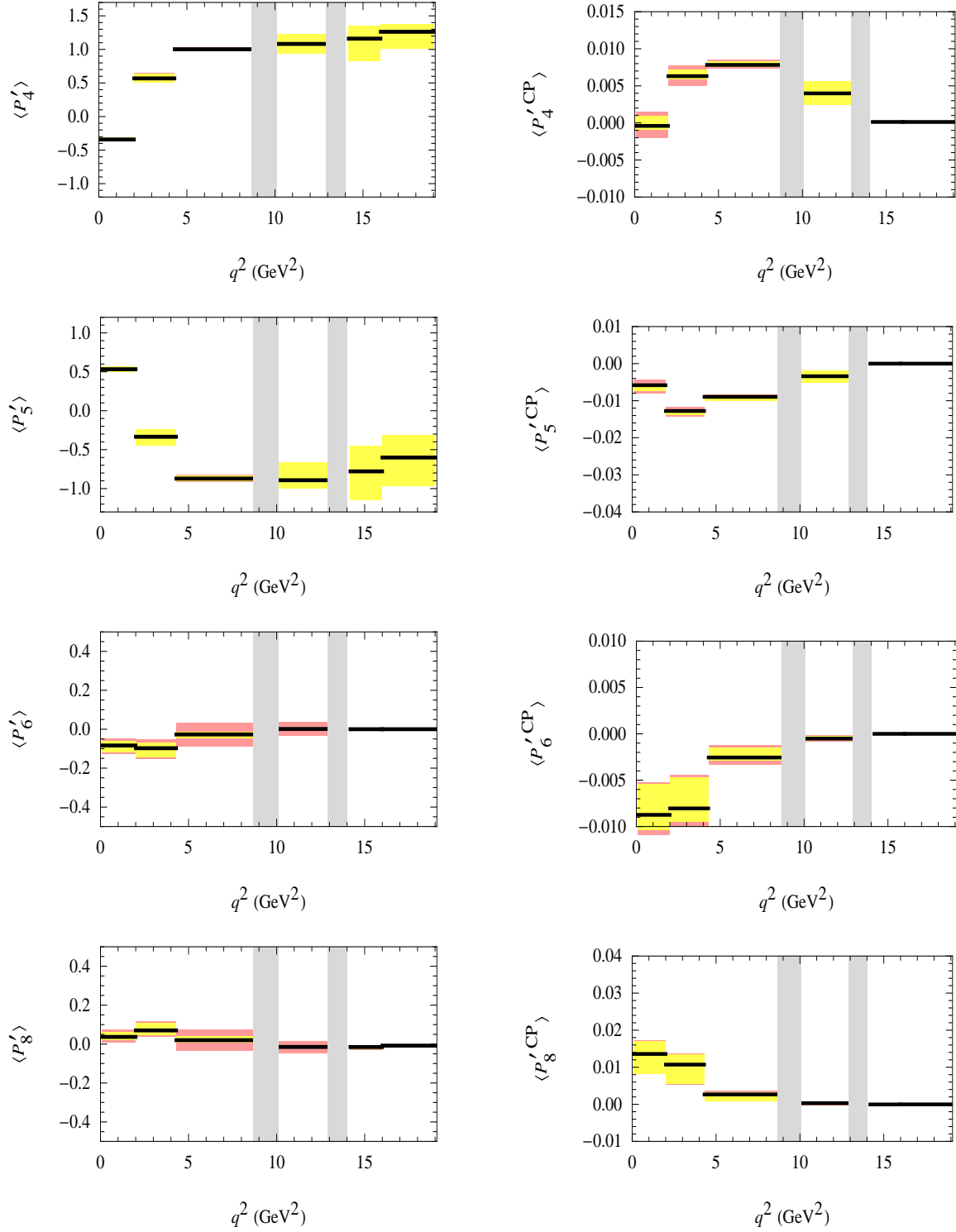


Figure 7: Binned Standard Model predictions for the observables $\langle P'^{(\text{CP})}_{4,5,6,8} \rangle$, with the same conventions as in Fig. 6.

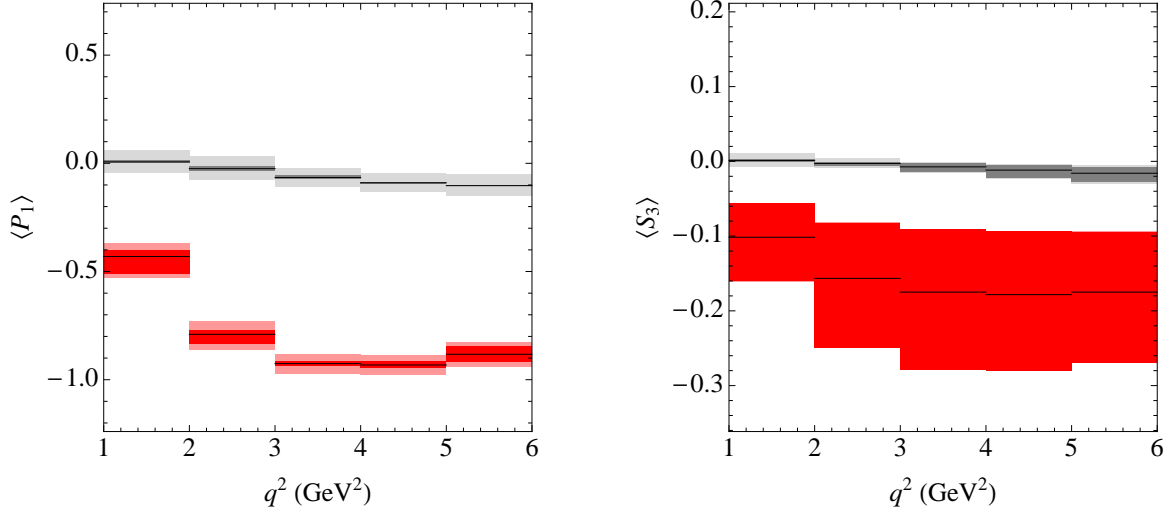


Figure 8: The sensitivity to New Physics for two CP-averaged observables related to the coefficient J_3 : P_1 (left), and S_3 (right). SM predictions are shown in gray, and the NP point $(\delta\mathcal{C}_7, \delta\mathcal{C}'_7, \delta\mathcal{C}_9, \delta\mathcal{C}_{10}) = (0.3, -0.4, 1, 6)$ is shown in red. Our estimate of power corrections is included in light gray (SM) and light red (NP). P_1 is much more sensitive to New Physics than S_3 , due to its reduced hadronic uncertainties.

the NP scenario even once theoretical uncertainties are included.

This feature has been exemplified in Ref [23] studying the observables P_1 and S_3 both in the SM and within a NP benchmark point compatible with other constraints from rare B decays. In Fig. 8 we update this discussion by showing binned predictions at large recoil for $\langle P_1 \rangle$ and $\langle S_3 \rangle$ in the SM and in the NP scenario given by $(\delta\mathcal{C}_7, \delta\mathcal{C}'_7, \delta\mathcal{C}_9, \delta\mathcal{C}_{10}) = (0.3, -0.4, 1, 6)$ (where $\delta\mathcal{C}_i = \mathcal{C}_i(\mu_b) - \mathcal{C}_i^{SM}(\mu_b)$). Clearly, P_1 is much more sensitive to New Physics than S_3 , due to its reduced hadronic uncertainties.

A similar conclusion can be reached in the case of CP-violating observables. For illustration, we consider the case of CP-violating observables related to the angular coefficient J_9 . The observable A_9 is not a clean observable, while P_3^{CP} is the corresponding clean observable in the large recoil region. At low recoil, the clean observable $H_T^{(5)\text{CP}}$ is also considered. In Fig. 9 we show binned predictions for $\langle P_3^{\text{CP}} \rangle$, $\langle H_T^{(5)\text{CP}} \rangle$ and $\langle A_9 \rangle$ in the SM and in three NP scenarios: two scenarios with complex left-handed currents given by $(\delta\mathcal{C}_7, \delta\mathcal{C}_9, \delta\mathcal{C}_{10}) = (0.1+0.5i, -1.4, 1-1.5i)$ and $(\delta\mathcal{C}_7, \delta\mathcal{C}_9, \delta\mathcal{C}_{10}) = (1.5+0.3i, -8+2i, 8-2i)$, and a scenario with a complex contribution to \mathcal{C}'_{10} : $\delta\mathcal{C}'_{10} = -1.5 + 2i$. These scenarios are consistent with all current constraints [59]. The SM prediction is very close to zero for all these observables. But a departure from the SM point has a dramatic effect in the hadronic uncertainties in the prediction of A_9 . On the other hand, the clean observables P_3^{CP} and $H_T^{(5)\text{CP}}$, designed for low and high- q^2 regions respectively, are much more robust.

These examples show how P_3^{CP} (at large recoil) and $H_T^{(5)\text{CP}}$ (at low recoil) present

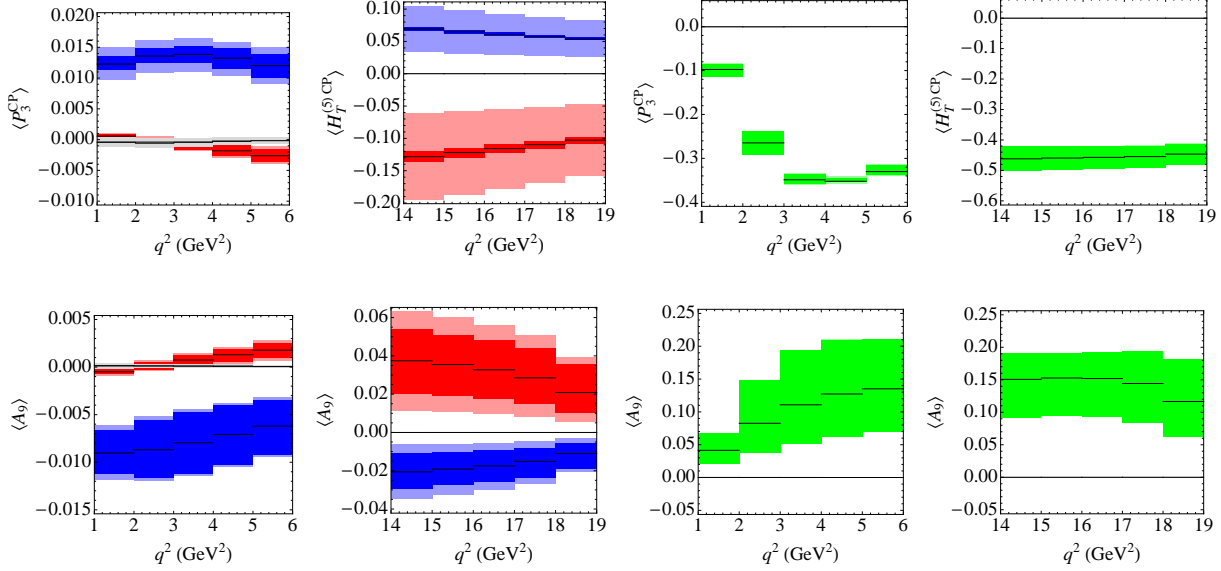


Figure 9: The case of New Physics in three observables related to the coefficient J_9 : P_3^{CP} , $H_T^{(5)\text{CP}}$ and A_9 . Red and blue binned curves (left plots) correspond to predictions for non-standard complex left-handed currents: $(\delta\mathcal{C}_7, \delta\mathcal{C}_9, \delta\mathcal{C}_{10}) = (0.1 + 0.5i, -1.4, 1 - 1.5i)$ (blue) and $(\delta\mathcal{C}_7, \delta\mathcal{C}_9, \delta\mathcal{C}_{10}) = (1.5 + 0.3i, -8 + 2i, 8 - 2i)$ (red). Green binned curves (right plots) corresponds to $\delta\mathcal{C}'_{10} = -1.5 + 2i$. The SM predictions (with errors) correspond to the narrow grey bins around zero. $H_T^{(5)\text{CP}}$ and P_3^{CP} are much more sensitive to New Physics than A_9 , due to their reduced hadronic uncertainties.

unique opportunities to discover or constrain New Physics, and should be given priority over the non-clean observable A_9 . More generally, they illustrate the interest of choosing clean observables to distinguish between the SM case and NP scenarios from a binned angular analysis of the $B \rightarrow K^* \ell \ell$ decay.

7 Impact of the S-wave pollution

Another source of uncertainties come for the S-wave contribution on the angular distribution $B \rightarrow K^+ \pi^- l^+ l^-$, which will correspond to a pollution of the angular observables extracted under the assumption that the process is only mediated through P-wave K^{*0} decaying into $K^+ \pi^-$.

In Ref. [29] the S-wave pollution to the decay $B \rightarrow K^*(\rightarrow K\pi)l^+l^-$ coming from the companion decay $B \rightarrow K_0^*(\rightarrow K\pi)l^+l^-$ was computed. The model used there assumed that both P and S waves were correctly described by q^2 -dependent $B \rightarrow K^*$ or $B \rightarrow K_0^*$ form factors, multiplied by a Breit-Wigner function depending on the $K\pi$ invariant mass (possibly distorted by non-resonant effects such as the elusive $K_0^*(800)$ or

κ resonance [60])⁴. It was then claimed that transverse asymmetries, obtained from uni-angular distributions, suffer unavoidably the S-wave contamination. Soon after and in the same framework, it was shown in Ref. [26] that using folded distributions instead of uni-angular distributions it should be possible to extract those asymmetries free from this pollution. Indeed, due to the distinct angular dependence of the S-wave terms one can disentangle the interesting signal of the P-wave from the S-wave polluting terms. However an additional problem arises due to the normalization used for the distribution, that we will discuss in the following.

The angular distribution that describes the four-body decay $B \rightarrow K^*(\rightarrow K\pi)l^+l^-$ including the S-wave pollution from the companion decay $B \rightarrow K_0^*(\rightarrow K\pi)l^+l^-$ is [29, 30]

$$\begin{aligned} \frac{d^4\Gamma}{dq^2 d\cos\theta_K d\cos\theta_l d\phi} = \frac{9}{32\pi} & \left[J_{1s} \sin^2\theta_K + J_{1c} \cos^2\theta_K + (J_{2s} \sin^2\theta_K + J_{2c} \cos^2\theta_K) \cos 2\theta_l \right. \\ & + J_3 \sin^2\theta_K \sin^2\theta_l \cos 2\phi + J_4 \sin 2\theta_K \sin 2\theta_l \cos \phi + J_5 \sin 2\theta_K \sin \theta_l \cos \phi \\ & + (J_{6s} \sin^2\theta_K + J_{6c} \cos^2\theta_K) \cos \theta_l + J_7 \sin 2\theta_K \sin \theta_l \sin \phi + J_8 \sin 2\theta_K \sin 2\theta_l \sin \phi \\ & \left. + J_9 \sin^2\theta_K \sin^2\theta_l \sin 2\phi \right] X + W_S \end{aligned} \quad (37)$$

where new angular coefficients arise (including a Breit-Wigner function in their definition)

$$\begin{aligned} W_S = \frac{1}{4\pi} & \left[\tilde{J}_{1a}^c + \tilde{J}_{1b}^c \cos\theta_K + (\tilde{J}_{2a}^c + \tilde{J}_{2b}^c \cos\theta_K) \cos 2\theta_\ell + \tilde{J}_4 \sin\theta_K \sin 2\theta_\ell \cos \phi \right. \\ & \left. + \tilde{J}_5 \sin\theta_K \sin \theta_\ell \cos \phi + \tilde{J}_7 \sin\theta_K \sin \theta_\ell \sin \phi + \tilde{J}_8 \sin\theta_K \sin 2\theta_\ell \sin \phi \right] \end{aligned} \quad (38)$$

as well as a factor included to take into account the width of the resonance:

$$X = \int dm_{K\pi}^2 |BW_{K^*}(m_{K\pi}^2)|^2 \quad (39)$$

One can consider for the normalization of the angular distribution not the P-wave component alone (Γ'_{K^*}) but the sum of S and P wave amplitudes (including both the K^* and K_0^* components) defined by

$$\Gamma'_{full} = \Gamma'_{K^*} + \Gamma'_S \quad (40)$$

where we denote $\Gamma'_x = d\Gamma_x/dq^2$ ($x = K^*, S$) with Γ'_S the distribution of the K_0^* . Their expression in terms of the angular coefficients are (see Refs. [29, 26] for detailed definitions

⁴This model has the advantage of simplicity, as it factorises the dependence of the amplitudes on the dilepton and the dihadron masses into two different pieces. However, it should be understood as a rough description of off-shell effects, as it hinges on the assumptions that the $B \rightarrow K^*$ or $B \rightarrow K_0^*$ form factors are not significantly altered once the light strange meson is not on shell any more, and that the $K_{(0)}^* K\pi$ coupling is essentially independent of the dihadron mass $m_{K\pi}^2$ from threshold up to around 2 GeV.

of the new coefficients \tilde{J}_i)

$$\Gamma'_{K^*} = \frac{1}{4}(3J_{1c} + 6J_{1s} - J_{2c} - 2J_{2s})X, \quad \Gamma'_S = 2\tilde{J}_{1a}^c - \frac{2}{3}\tilde{J}_{2a}^c \quad (41)$$

and the longitudinal polarization fraction associated to the Γ'_S distribution is

$$F_S = \frac{\Gamma'_S}{\Gamma'_{full}} \quad \text{and} \quad 1 - F_S = \frac{\Gamma'_{K^*}}{\Gamma'_{full}} \quad (42)$$

As pointed out in Ref. [26] (see Eq. (23)), the use of the Γ'_{full} normalization for the angular distribution induces a polluting factor (called C in Ref. [26] or equivalently $1 - F_S$ here) that multiplies the P-wave component distribution. For simplicity, in order to obtain the bounds on the polluting terms entering W_S we will work with the distribution in the massless lepton limit (the distribution in the massive case is discussed in Ref. [26])

$$\begin{aligned} \frac{1}{\Gamma'_{full}} \frac{d^4\Gamma}{dq^2 d\cos\theta_K d\cos\theta_l d\phi} = & \\ & \frac{9}{32\pi} \left[\frac{3}{4}F_T \sin^2\theta_K + F_L \cos^2\theta_K + \left(\frac{1}{4}F_T \sin^2\theta_K - F_L \cos^2\theta_K\right) \cos 2\theta_l \right. \\ & + \frac{1}{2}P_1 F_T \sin^2\theta_K \sin^2\theta_l \cos 2\phi + \sqrt{F_T F_L} \left(\frac{1}{2}P'_4 \sin 2\theta_K \sin 2\theta_l \cos \phi + P'_5 \sin 2\theta_K \sin \theta_l \cos \phi \right) \\ & + 2P_2 F_T \sin^2\theta_K \cos \theta_l - \sqrt{F_T F_L} \left(P'_6 \sin 2\theta_K \sin \theta_l \sin \phi - \frac{1}{2}Q' \sin 2\theta_K \sin 2\theta_l \sin \phi \right) \\ & \left. - P_3 F_T \sin^2\theta_K \sin^2\theta_l \sin 2\phi \right] (1 - F_S) + \frac{1}{\Gamma'_{full}} W_S \end{aligned} \quad (43)$$

The coefficients of the polluting term can be parametrized as

$$\begin{aligned} \frac{W_S}{\Gamma'_{full}} = \frac{3}{16\pi} & \left[F_S \sin^2\theta_\ell + A_S \sin^2\theta_\ell \cos\theta_K + A_S^4 \sin\theta_K \sin 2\theta_\ell \cos\phi \right. \\ & \left. + A_S^5 \sin\theta_K \sin\theta_\ell \cos\phi + A_S^7 \sin\theta_K \sin\theta_\ell \sin\phi + A_S^8 \sin\theta_K \sin 2\theta_\ell \sin\phi \right] \end{aligned} \quad (44)$$

where we have used the equalities in the massless limit $\tilde{J}_{1a}^c = -\tilde{J}_{2a}^c$ and $\tilde{J}_{1b}^c = -\tilde{J}_{2b}^c$.

We will now estimate the size of the S-wave polluting terms (\tilde{J}_i) normalized to Γ'_{full} . Identifying the coefficients in Eq.(44) with Eq.(38) we find:

$$A_S = \frac{8}{3} \frac{\tilde{J}_{1b}^c}{\Gamma'_{full}} \quad \text{and} \quad A_S^i = \frac{4}{3} \frac{\tilde{J}_i}{\Gamma'_{full}} \quad (45)$$

with $i = 4, 5, 7, 8$. From the explicit expressions of the \tilde{J}_i (see Ref. [26] for definitions) one finds for F_S ⁵

$$F_S = \frac{8}{3} \frac{\tilde{J}_{1a}^c}{\Gamma'_{full}} = \frac{|A_0'^L|^2 + |A_0'^R|^2}{\Gamma'_{full}} Y \quad Y = \int dm_{K\pi}^2 |BW_{K_0^*}(m_{K\pi}^2)|^2 \quad (46)$$

with Y a factor included to take into account the scalar component including the K_0^* resonance. The corresponding lineshape is denoted $BW_{K_0^*}$, even though it is likely not to be a simple Breit-Wigner shape, due to the possibility of a non-trivial scalar continuum. The contribution from the S -wave is expected to be small compared to the P -wave one.

The other terms in Eq.(44) comes from the S - and P -wave interference and are

$$\begin{aligned} \frac{\tilde{J}_{1b}^c}{\Gamma'_{full}} &= \frac{3}{4} \sqrt{3} \frac{1}{\Gamma'_{full}} \int \text{Re} \left[(A_0'^L A_0^{L*} + A_0'^R A_0^{R*}) BW_{K_0^*}(m_{K\pi}^2) BW_{K^*}^\dagger(m_{K\pi}^2) \right] dm_{K\pi}^2 \\ \frac{\tilde{J}_4}{\Gamma'_{full}} &= \frac{3}{4} \sqrt{\frac{3}{2}} \frac{1}{\Gamma'_{full}} \int \text{Re} \left[(A_0'^L A_{\parallel}^{L*} + A_0'^R A_{\parallel}^{R*}) BW_{K_0^*}(m_{K\pi}^2) BW_{K^*}^\dagger(m_{K\pi}^2) \right] dm_{K\pi}^2 \\ \frac{\tilde{J}_5}{\Gamma'_{full}} &= \frac{3}{2} \sqrt{\frac{3}{2}} \frac{1}{\Gamma'_{full}} \int \text{Re} \left[(A_0'^L A_{\perp}^{L*} - A_0'^R A_{\perp}^{R*}) BW_{K_0^*}(m_{K\pi}^2) BW_{K^*}^\dagger(m_{K\pi}^2) \right] dm_{K\pi}^2 \\ \frac{\tilde{J}_7}{\Gamma'_{full}} &= \frac{3}{2} \sqrt{\frac{3}{2}} \frac{1}{\Gamma'_{full}} \int \text{Im} \left[(A_0'^L A_{\parallel}^{L*} - A_0'^R A_{\parallel}^{R*}) BW_{K_0^*}(m_{K\pi}^2) BW_{K^*}^\dagger(m_{K\pi}^2) \right] dm_{K\pi}^2 \\ \frac{\tilde{J}_8}{\Gamma'_{full}} &= \frac{3}{4} \sqrt{\frac{3}{2}} \frac{1}{\Gamma'_{full}} \int \text{Im} \left[(A_0'^L A_{\perp}^{L*} + A_0'^R A_{\perp}^{R*}) BW_{K_0^*}(m_{K\pi}^2) BW_{K^*}^\dagger(m_{K\pi}^2) \right] dm_{K\pi}^2 \quad (47) \end{aligned}$$

A bound on these ratios is obtained once we define the $S - P$ interference integral

$$Z = \int \left| BW_{K_0^*}(m_{K\pi}^2) BW_{K^*}^\dagger(m_{K\pi}^2) \right| dm_{K\pi}^2 \quad (48)$$

and use the bound from the Cauchy-Schwartz inequality

$$\begin{aligned} &\left| \int (\text{Re}, \text{Im}) \left[(A_0'^L A_j^{L*} \pm A_0'^R A_j^{R*}) BW_{K_0^*}(m_{K\pi}^2) BW_{K^*}^\dagger(m_{K\pi}^2) \right] dm_{K\pi}^2 \right| \\ &\leq Z \times \sqrt{[|A_0'^L|^2 + |A_0'^R|^2][|A_j^L|^2 + |A_j^R|^2]} \quad (49) \end{aligned}$$

The definitions of F_S and F_L yield the following bound:

$$|A_S| \leq 2\sqrt{3} \sqrt{F_S(1 - F_S)} F_L \frac{Z}{\sqrt{XY}} \quad (50)$$

⁵The amplitudes used here are proportional to those introduced in Ref. [29]: $\mathcal{M}_{0,\perp,\parallel}^{L,R} = -i\sqrt{\frac{3}{8}} A_{0,\perp,\parallel}^{L,R}$ and $\mathcal{M}_0'^{L,R} = -i\sqrt{\frac{3}{8}} A_0'^{L,R}$. Notice that here $F_L = (|A_0^L|^2 + |A_0^R|^2)X/\Gamma_{K^*}'$, where X cancels between numerator and denominator.

Coefficient	Large recoil ∞ Range	Low recoil ∞ Range	Large Recoil Finite Range	Low Recoil Finite Range
$ A_S $	0.33	0.25	0.67	0.49
$ A_S^4 $	0.05	0.10	0.11	0.19
$ A_S^5 $	0.11	0.11	0.22	0.23
$ A_S^7 $	0.11	0.19	0.22	0.38
$ A_S^8 $	0.05	0.06	0.11	0.11

Table 7: Illustrative values of the size of the bounds for the choices of F_S , F_L , P_1 and F described in the text.

where the factor $(1 - F_S)$ arises due to the fact that F_L is defined with respect to Γ'_{K^*} rather than Γ'_{full} . Using the definition of P_1 in terms of $|A_{\perp,||}^{L,R}|^2$ one finds for the other terms in Eq.(44) the following bounds

$$\begin{aligned}
|A_S^4| &\leq \sqrt{\frac{3}{2}} \sqrt{F_S(1 - F_S)(1 - F_L) \left(\frac{1 - P_1}{2}\right)} \frac{Z}{\sqrt{XY}} \\
|A_S^5| &\leq 2\sqrt{\frac{3}{2}} \sqrt{F_S(1 - F_S)(1 - F_L) \left(\frac{1 + P_1}{2}\right)} \frac{Z}{\sqrt{XY}} \\
|A_S^7| &\leq 2\sqrt{\frac{3}{2}} \sqrt{F_S(1 - F_S)(1 - F_L) \left(\frac{1 - P_1}{2}\right)} \frac{Z}{\sqrt{XY}} \\
|A_S^8| &\leq \sqrt{\frac{3}{2}} \sqrt{F_S(1 - F_S)(1 - F_L) \left(\frac{1 + P_1}{2}\right)} \frac{Z}{\sqrt{XY}}
\end{aligned} \tag{51}$$

In order to assign a numerical value to these bounds we have to evaluate the integrals X , Y and Z that enter the factor $F = \frac{Z}{\sqrt{XY}}$. Here we can consider two options: a first option that we call “infinite range” where we take the integrals in the whole $m_{K\pi}$ range. In this case, we get $X = Y = 1$, $0.37 \leq Z \leq 0.45$ and $0.37 \leq F^\infty \leq 0.45$. And a second option where we consider a “finite range” for the integrals around $m_{K^*} \pm 0.1$ GeV (corresponding to the constraints put on the invariant dihadron mass for the experimental analysis), we use the parametrization given in [18], and we vary the parameters of the K_0^* Breit-Wigner ($0 \leq g_\kappa \leq 0.2$ and $\arg(g_\kappa)$ inside $\pi/2, \pi$ range) to obtain $0.113 \leq Z \leq 0.176$. Similarly for the other integrals one gets in this case $0.019 \leq Y \leq 0.045$ and $X = 0.848$. And the corresponding factor $F^{(m_{K^*} \pm 0.1)}$ is now inside the range $0.89 \leq F^{(m_{K^*} \pm 0.1)} \leq 0.90$.

We can provide two illustrative examples for the large- and low-recoil regions. We take in the large-recoil region the following values $F_S \sim 7\%$ [61] (assuming that the scalar contribution is similar to that in the decay $B^0 \rightarrow J/\psi K^+ \pi^-$), $F_L \sim 0.7$ and $P_1 \sim 0$, and for the low recoil region, the same value of F_S , $F_L \sim 0.38$ and $P_1 \sim -0.48$, where the values for F_L and P_1 are the average of the central values of the SM predictions in the last two bins. For the F factor we take the maximal possible values. The corresponding bounds are gathered in Table 7. These estimates can be more precise once we have a direct measurement of F_S .

8 Comparison with other works

In addition to general global fits to radiative B -decays [23, 59, 62] (see also Refs. [63, 64, 65, 66, 67, 68]), there has been a growing literature aiming at determining the best set of observables with a reduced sensitivity to hadronic inputs, and the ability of these observables to find New Physics.

Compared to Ref. [22], we obtain a fair agreement with the predictions of the S_i and A_i within errors, even if we take a different approach for the treatment of form factors and different input values for them. On top of this, there is also some difference on the Wilson coefficient values for dileptonic operators where we included extra electromagnetic corrections. In some cases like $S_{4,5}$ or the tiny asymmetry A_{6s} the agreement with the central value is perfect. But as these S_i, A_i observables are not protected from hadronic uncertainties in general, there are cases where the SM value is tiny (e.g., 10^{-2} for S_3) and basically driven by NLO contributions, where the result is more sensitive to the use of full form factors or of specific relationships derived from an effective theory approach, and to the input values chosen.

The high- q^2 region has been the focus of a series of papers [24, 33, 25], relying on relationships between form factors from the heavy-quark expansion derived in Ref. [21] (as discussed in Section 3). In Refs. [24, 25], a set of 5 clean (CP-averaged) observables called $H_T^{(i)}$ was introduced, which is equivalent to the set introduced here for clean observables at high- q^2 . The corresponding CP-violating observables were also discussed, as well as the case of $B \rightarrow K \ell \ell$ transitions (with only 3 angular observables available), and their potential for New Physics. We confirm that CP-averaged observables (e.g., $H_T^{(1)} = P_4$) have a small sensitivity to hadronic uncertainties, but we stress that this needs not be the case for CP-violating observables in the presence of New Physics. We agree with the numerical results for the SM predictions of $B \rightarrow K^* \ell \ell$, but we quote larger uncertainties in particular for the branching ratio. This is due most probably to a different choice of form factors (Ref. [38] (BZ) versus KMPW [37]). As discussed in Ref. [24] and discussed again in Section 3, there are some difficulties to accommodate the extrapolation of BZ form factors at high q^2 with the HQET relationships exploited to compute the angular

coefficients. We have discussed the comparison with available lattice data and our choice of using KMPW together with HQET relationships until accurate lattice data are available for the low-recoil region.

The low- q^2 has been discussed in Ref. [32] recently, with an interpretation of angular observables in terms of helicity form factors [39]. The pattern of suppression of some form factors with respect to others, indicated by QCD factorisation/SCET analyses, was shown to hold even after the inclusion of radiative and power corrections as well as non-factorisable effects and to yield a strong suppression of the angular coefficients J_3 and J_9 . For the phenomenological analyses, several inputs for the form factors were considered, not only (rescaled) BZ and KMPW, but also QCD sum rules and truncated Dyson-Schwinger equations. The comparison of the various models confirmed Λ/m_b corrections of a few percent to the QCD factorisation/SCET relationships, in the line of the estimates used in this paper. But if some of the angular coefficients are dominated by form factor uncertainties, sizeable contributions may also arise from charm-loop contributions. Compared to our own analysis, we have allowed for a larger range of uncertainties concerning form factors, but no charm-loop contributions. This explains the agreement concerning the central values for the low- q^2 observables, but significantly larger errors in Ref. [32] (especially for P_2, P'_4, P'_5 and P'_6). The very low- q^2 region (below 1 GeV²) was also analysed, using a phenomenological model to account for light resonances. The effect of the latter was shown to be very small once binning effects were including, and has not been considered in our own analysis.

The issue of long-distance charm loop effects was also considered in Ref. [37]. This paper was aimed at calculating one particular effect, the soft-gluon emission from the charm loop, which is only one of the several nonlocal hadronic effects for $B \rightarrow K^* \ell \ell$ caused by four-quark, quark-penguin and O_8 operators. The modification induced to C_9 was encoded in a shift δC_9 where only the factorizable charm loop and nonfactorizable soft gluon are taken into account, up to 20% in the low- q^2 region (below 4 GeV²). It is interesting to notice that this particular effect is difficult to assess and can be large, casting some doubts on the possibility to exploit the bins between J/ψ and $\psi(2S)$ for comparison with experiment. We have not included the results of Refs. [37, 32] waiting for a more comprehensive theory of charm-loop effects before including them in our analysis.

9 Conclusions

Measurements on the angular distribution of the decay $B \rightarrow K^*(\rightarrow K\pi)\ell^+\ell^-$ are being performed intensively at flavour facilities. In the near future, these measurements will either reveal hints of NP in flavour physics, or set the strongest constraints so far on radiative and semileptonic $|\Delta B| = |\Delta S| = 1$ operators. However, in order for these measurements to be effective, the focus has to be put on theoretically “clean” observables.

In this paper we have studied and collected all relevant clean angular observables in both kinematic regions of interest (large and low recoils), giving a unified and comprehensive description of both regions, and a thorough reassessment of the form factor input. We have also considered a full set of CP-violating observables, P_i^{CP} . We reviewed the various observables proposed in Table 1, and we can identify an optimal basis containing a maximal number of clean observables that constitutes a compromise between a clean theoretical prediction and a simple experimental extraction. All SM predictions can be found in Tables 5-6 in Sec. 5 and Tables 8-12 in App. B.

The relevance in focusing on clean observables can be seen more clearly by studying the NP sensitivity of different observables probing in principle the same angular coefficient, but with a normalisation enhancing or suppressing the sensitivity to form factors. By considering different NP scenarios (compatible with current bounds) we find that $\langle P_1 \rangle$ is much more sensitive than $\langle S_3 \rangle$ to NP effects due to its reduced hadronic uncertainties. The same is found for the CP asymmetries $\langle P_3^{\text{CP}} \rangle$ (at large recoil) and $\langle H_T^{(5)} \rangle$ (at low recoil), which are much finer probes of NP than $\langle A_9 \rangle$.

An important systematic effect that has to be fully understood is the S-wave component due to $B \rightarrow K_0^*(\rightarrow \pi K)\ell\ell$ events, which is not negligible even at $m_{K\pi} \sim m_{K^*}$. Disentangling the S- and P-wave contributions requires a more complete angular analysis, which if not performed leads to intrinsic systematics in the extraction of the $B \rightarrow K^*(\rightarrow K\pi)\ell^+\ell^-$ angular observables. We have determined bounds on the size of the interference terms in the angular distribution, which constitute an upper bound on these systematic uncertainties.

By providing an appropriate basis with a limited sensitivity to hadronic contributions and thus a better potential to identify New Physics contributions, and by giving SM predictions for these observables, we hope that the results and predictions presented in this paper will help the discussion of the next series of results on $B \rightarrow K^*\ell^+\ell^-$.

Acknowledgments

It is a pleasure to thank Nicola Serra and Thorsten Feldmann for discussions and comments. J.M. enjoys financial support from FPA2011-25948, SGR2009-00894. J.V. is supported in part by ICREA-Academia funds and FPA2011-25948.

A Definitions of additional observables

The integrated unprimed observables $\langle P_{4,5,6}^{(\text{CP})} \rangle$ are given by

$$\langle P_4 \rangle_{\text{bin}} = \frac{\sqrt{2}}{\mathcal{N}_{\text{bin}}^-} \int_{\text{bin}} dq^2 [J_4 + \bar{J}_4] , \quad \langle P_4^{\text{CP}} \rangle_{\text{bin}} = \frac{\sqrt{2}}{\mathcal{N}_{\text{bin}}^-} \int_{\text{bin}} dq^2 [J_4 - \bar{J}_4] , \quad (52)$$

$$\langle P_5 \rangle_{\text{bin}} = \frac{1}{\sqrt{2}\mathcal{N}_{\text{bin}}^+} \int_{\text{bin}} dq^2 [J_5 + \bar{J}_5] , \quad \langle P_5^{\text{CP}} \rangle_{\text{bin}} = \frac{1}{\sqrt{2}\mathcal{N}_{\text{bin}}^+} \int_{\text{bin}} dq^2 [J_5 - \bar{J}_5] , \quad (53)$$

$$\langle P_6 \rangle_{\text{bin}} = \frac{1}{\sqrt{2}\mathcal{N}_{\text{bin}}^-} \int_{\text{bin}} dq^2 [J_7 + \bar{J}_7] , \quad \langle P_6^{\text{CP}} \rangle_{\text{bin}} = \frac{1}{\sqrt{2}\mathcal{N}_{\text{bin}}^-} \int_{\text{bin}} dq^2 [J_7 - \bar{J}_7] , \quad (54)$$

$$\langle P_8 \rangle_{\text{bin}} = \frac{-\sqrt{2}}{\mathcal{N}_{\text{bin}}^+} \int_{\text{bin}} dq^2 [J_8 + \bar{J}_8] , \quad \langle P_8^{\text{CP}} \rangle_{\text{bin}} = \frac{-\sqrt{2}}{\mathcal{N}_{\text{bin}}^+} \int_{\text{bin}} dq^2 [J_8 - \bar{J}_8] , \quad (55)$$

where $\mathcal{N}_{\text{bin}}^+$ and $\mathcal{N}_{\text{bin}}^-$ are defined as

$$\mathcal{N}_{\text{bin}}^+ = \sqrt{-(\int_{\text{bin}} dq^2 [2(J_{2s} + \bar{J}_{2s}) + (J_3 + \bar{J}_3)])(\int_{\text{bin}} dq^2 [J_{2c} + \bar{J}_{2c}])} , \quad (56)$$

$$\mathcal{N}_{\text{bin}}^- = \sqrt{-(\int_{\text{bin}} dq^2 [2(J_{2s} + \bar{J}_{2s}) - (J_3 + \bar{J}_3)])(\int_{\text{bin}} dq^2 [J_{2c} + \bar{J}_{2c}])} . \quad (57)$$

The CP-violating observables $\langle H_T^{(3,5)\text{CP}} \rangle$ are given by

$$\langle H_T^{(3)\text{CP}} \rangle_{\text{bin}} = \frac{\int_{\text{bin}} dq^2 [J_{6s} - \bar{J}_{6s}]}{2\sqrt{4(\int_{\text{bin}} dq^2 [J_{2s} + \bar{J}_{2s}])^2 - (\int_{\text{bin}} dq^2 [J_3 + \bar{J}_3])^2}} , \quad (58)$$

$$\langle H_T^{(5)\text{CP}} \rangle_{\text{bin}} = \frac{-\int_{\text{bin}} dq^2 [J_9 - \bar{J}_9]}{\sqrt{4(\int_{\text{bin}} dq^2 [J_{2s} + \bar{J}_{2s}])^2 - (\int_{\text{bin}} dq^2 [J_3 + \bar{J}_3])^2}} . \quad (59)$$

We also collect here the definitions of other observables [22]:

$$\langle S_i \rangle_{\text{bin}} = \frac{\int_{\text{bin}} dq^2 [J_i + \bar{J}_i]}{\langle d\Gamma/dq^2 \rangle_{\text{bin}} + \langle d\bar{\Gamma}/dq^2 \rangle_{\text{bin}}} , \quad \langle A_i \rangle_{\text{bin}} = \frac{\int_{\text{bin}} dq^2 [J_i - \bar{J}_i]}{\langle d\Gamma/dq^2 \rangle_{\text{bin}} + \langle d\bar{\Gamma}/dq^2 \rangle_{\text{bin}}} . \quad (60)$$

We refer to Refs. [15, 16, 17] for the definitions of $A_T^{(3,4,5)}$, taking into account that the substitution $J_i \rightarrow \int_{\text{bin}} dq^2 [J_i + \bar{J}_i]$ should be understood for all J_i .

B Compendium of SM results

In this Appendix we collect the SM predictions for the observables discussed in the paper in addition to Tables 5 and 6, where the observables in the optimized CP-averaged and CP-violating bases are collected. All these results are also presented graphically in Figures 6-12. The binning is chosen to match the current experimental results. Predictions within different bins can be obtained as explained in the text, and are also available upon request.

The second series of errors quoted correspond to Λ/m_b corrections, whereas the first series stem from all uncertainties in the inputs, and in particular in form factors. They have been obtained following the method presented in Refs. [15, 16, 17], as outlined in Section 5.

Table 8. Standard Model Predictions for CP-averaged observables.

Bin (GeV ²)	$\langle P_4 \rangle = \langle H_T^{(1)} \rangle$	$\langle P_5 \rangle = \langle H_T^{(2)} \rangle$	$\langle P_6 \rangle$
[1, 2]	$-0.160^{+0.040+0.014}_{-0.032-0.015}$	$0.385^{+0.045+0.016}_{-0.062-0.016}$	$-0.104^{+0.026+0.016}_{-0.043-0.016}$
[0.1, 2]	$-0.344^{+0.026+0.017}_{-0.019-0.018}$	$0.531^{+0.026+0.017}_{-0.035-0.017}$	$-0.084^{+0.021+0.026}_{-0.036-0.025}$
[2, 4.3]	$0.555^{+0.066+0.020}_{-0.056-0.020}$	$-0.343^{+0.098+0.021}_{-0.116-0.020}$	$-0.095^{+0.030+0.030}_{-0.046-0.030}$
[4.3, 8.68]	$0.949^{+0.014+0.004}_{-0.015-0.006}$	$-0.927^{+0.046+0.007}_{-0.030-0.005}$	$-0.025^{+0.011+0.056}_{-0.020-0.056}$
[10.09, 12.89]	$0.996^{+0.007+0.001}_{-0.050-0.003}$	$-0.986^{+0.058+0.003}_{-0.003-0.001}$	$0.001^{+0.003+0.031}_{-0.004-0.032}$
[14.18, 16]	$0.998^{+0.001+0.001}_{-0.002-0.001}$	$-0.968^{+0.007+0.002}_{-0.004-0.002}$	$0.000^{+0.000+0.000}_{-0.000-0.000}$
[16, 19]	$0.997^{+0.003+0.001}_{-0.003-0.001}$	$-0.954^{+0.013+0.002}_{-0.006-0.001}$	$0.000^{+0.000+0.000}_{-0.000-0.000}$
[1, 6]	$0.540^{+0.061+0.015}_{-0.052-0.015}$	$-0.359^{+0.090+0.018}_{-0.103-0.017}$	$-0.087^{+0.028+0.030}_{-0.042-0.029}$
	$\langle P_8 \rangle = \langle H_T^{(4)} \rangle$	$\langle P'_8 \rangle$	
[1, 2]	$0.059^{+0.033+0.017}_{-0.019-0.018}$	$0.059^{+0.033+0.017}_{-0.019-0.018}$	
[0.1, 2]	$0.037^{+0.026+0.026}_{-0.015-0.025}$	$0.037^{+0.026+0.026}_{-0.015-0.025}$	
[2, 4.3]	$0.072^{+0.038+0.025}_{-0.024-0.026}$	$0.070^{+0.038+0.024}_{-0.023-0.025}$	
[4.3, 8.68]	$0.021^{+0.022+0.053}_{-0.011-0.058}$	$0.020^{+0.021+0.050}_{-0.010-0.054}$	
[10.09, 12.89]	$-0.016^{+0.010+0.031}_{-0.005-0.033}$	$-0.015^{+0.010+0.028}_{-0.005-0.030}$	
[14.18, 16]	$-0.019^{+0.006+0.004}_{-0.008-0.004}$	$-0.015^{+0.009+0.003}_{-0.012-0.003}$	
[16, 19]	$-0.013^{+0.004+0.003}_{-0.004-0.004}$	$-0.008^{+0.005+0.002}_{-0.007-0.002}$	
[1, 6]	$0.065^{+0.035+0.025}_{-0.022-0.026}$	$0.063^{+0.034+0.024}_{-0.022-0.025}$	
	$\langle H_T^{(3)} \rangle$	$\langle H_T^{(5)} \rangle$	
[1, 2]	$0.799^{+0.043+0.014}_{-0.046-0.016}$	$-0.007^{+0.002+0.055}_{-0.004-0.048}$	
[0.1, 2]	$0.343^{+0.017+0.037}_{-0.018-0.037}$	$-0.004^{+0.001+0.041}_{-0.003-0.045}$	
[2, 4.3]	$0.469^{+0.115+0.031}_{-0.170-0.031}$	$-0.008^{+0.003+0.043}_{-0.005-0.045}$	
[4.3, 8.68]	$-0.820^{+0.097+0.014}_{-0.074-0.011}$	$-0.001^{+0.001+0.054}_{-0.002-0.055}$	
[10.09, 12.89]	$-0.977^{+0.057+0.004}_{-0.004-0.002}$	$0.006^{+0.001+0.030}_{-0.002-0.030}$	
[14.18, 16]	$-0.959^{+0.007+0.004}_{-0.000-0.004}$	$0.008^{+0.000+0.004}_{-0.001-0.004}$	
[16, 19]	$-0.938^{+0.004+0.003}_{-0.002-0.003}$	$0.007^{+0.000+0.004}_{-0.001-0.004}$	
[1, 6]	$0.168^{+0.114+0.039}_{-0.152-0.037}$	$-0.006^{+0.002+0.040}_{-0.004-0.043}$	

Table 9. Standard Model Predictions for CP-violating observables.

Bin (GeV ²)	$10^2 \times \langle P_4^{\text{CP}} \rangle$	$10^2 \times \langle P_5^{\text{CP}} \rangle$	$10^2 \times \langle P_6^{\text{CP}} \rangle$
[1, 2]	$0.144^{+0.141+0.142}_{-0.041-0.154}$	$-0.888^{+0.013+0.128}_{-0.146-0.134}$	$-1.011^{+0.401+0.130}_{-0.212-0.137}$
[0.1, 2]	$-0.040^{+0.130+0.141}_{-0.054-0.147}$	$-0.580^{+0.035+0.143}_{-0.154-0.138}$	$-0.877^{+0.327+0.137}_{-0.164-0.141}$
[2, 4.3]	$0.615^{+0.089+0.111}_{-0.041-0.112}$	$-1.311^{+0.030+0.094}_{-0.100-0.099}$	$-0.785^{+0.326+0.117}_{-0.132-0.128}$
[4.3, 8.68]	$0.740^{+0.052+0.026}_{-0.022-0.030}$	$-0.953^{+0.049+0.026}_{-0.106-0.022}$	$-0.242^{+0.103+0.064}_{-0.026-0.069}$
[10.09, 12.89]	$0.367^{+0.205+0.017}_{-0.176-0.019}$	$-0.375^{+0.096+0.019}_{-0.136-0.019}$	$-0.047^{+0.029+0.022}_{-0.020-0.022}$
[14.18, 16]	$0.011^{+0.005+0.000}_{-0.006-0.000}$	$0.000^{+0.000+0.000}_{-0.000-0.000}$	$0.000^{+0.000+0.000}_{-0.000-0.000}$
[16, 19]	$0.010^{+0.004+0.000}_{-0.005-0.000}$	$0.000^{+0.000+0.000}_{-0.000-0.000}$	$0.000^{+0.000+0.000}_{-0.000-0.000}$
[1, 6]	$0.581^{+0.078+0.090}_{-0.035-0.096}$	$-1.173^{+0.027+0.076}_{-0.094-0.075}$	$-0.673^{+0.275+0.101}_{-0.106-0.113}$
	$10^2 \times \langle P_8^{\text{CP}} \rangle$	$10^2 \times \langle P_8'^{\text{CP}} \rangle$	
[1, 2]	$1.467^{+0.425+0.131}_{-0.643-0.130}$	$1.472^{+0.421+0.140}_{-0.642-0.125}$	
[0.1, 2]	$1.354^{+0.343+0.112}_{-0.533-0.104}$	$1.359^{+0.341+0.120}_{-0.532-0.123}$	
[2, 4.3]	$1.100^{+0.291+0.120}_{-0.538-0.115}$	$1.071^{+0.278+0.117}_{-0.521-0.117}$	
[4.3, 8.68]	$0.284^{+0.069+0.067}_{-0.183-0.071}$	$0.267^{+0.065+0.062}_{-0.172-0.069}$	
[10.09, 12.89]	$0.034^{+0.017+0.024}_{-0.042-0.023}$	$0.031^{+0.017+0.022}_{-0.039-0.022}$	
[14.18, 16]	$-0.004^{+0.001+0.001}_{-0.002-0.001}$	$-0.003^{+0.002+0.001}_{-0.003-0.001}$	
[16, 19]	$-0.002^{+0.001+0.001}_{-0.001-0.001}$	$-0.002^{+0.001+0.000}_{-0.001-0.000}$	
[1, 6]	$0.959^{+0.239+0.103}_{-0.459-0.100}$	$0.932^{+0.228+0.102}_{-0.444-0.101}$	
	$10^2 \times \langle H_T^{(3)\text{CP}} \rangle$	$10^2 \times \langle H_T^{(5)\text{CP}} \rangle$	
[1, 2]	$-0.806^{+0.016+0.069}_{-0.148-0.065}$	$-0.088^{+0.031+0.147}_{-0.017-0.154}$	
[0.1, 2]	$-0.266^{+0.007+0.12}_{-0.068-0.123}$	$-0.056^{+0.016+0.139}_{-0.007-0.125}$	
[2, 4.3]	$-2.039^{+0.066+0.034}_{-0.239-0.026}$	$-0.093^{+0.040+0.131}_{-0.014-0.147}$	
[4.3, 8.68]	$-1.308^{+0.121+0.018}_{-0.257-0.016}$	$-0.015^{+0.014+0.071}_{-0.003-0.075}$	
[10.09, 12.89]	$-0.422^{+0.158+0.013}_{-0.184-0.013}$	$0.002^{+0.004+0.027}_{-0.001-0.027}$	
[14.18, 16]	$0.000^{+0.000+0.000}_{-0.000-0.000}$	$0.002^{+0.000+0.001}_{-0.000-0.001}$	
[16, 19]	$0.000^{+0.000+0.000}_{-0.000-0.000}$	$0.001^{+0.000+0.001}_{-0.000-0.001}$	
[1, 6]	$-1.658^{+0.056+0.022}_{-0.193-0.014}$	$-0.071^{+0.030+0.103}_{-0.009-0.113}$	

Table 10. Standard Model Predictions for CP-averaged observables.

Bin (GeV ²)	$\langle S_{2s} \rangle$	$\langle S_{2c} \rangle$	$\langle S_3 \rangle$
[1, 2]	$0.089^{+0.058+0.006}_{-0.045-0.005}$	$-0.605^{+0.229+0.024}_{-0.179-0.021}$	$0.001^{+0.002+0.009}_{-0.001-0.009}$
[0.1, 2]	$0.132^{+0.040+0.004}_{-0.045-0.004}$	$-0.323^{+0.178+0.020}_{-0.198-0.019}$	$0.002^{+0.002+0.011}_{-0.001-0.011}$
[2, 4.3]	$0.057^{+0.051+0.004}_{-0.033-0.004}$	$-0.754^{+0.198+0.018}_{-0.128-0.015}$	$-0.006^{+0.004+0.005}_{-0.005-0.005}$
[4.3, 8.68]	$0.090^{+0.055+0.005}_{-0.044-0.006}$	$-0.634^{+0.216+0.022}_{-0.175-0.022}$	$-0.021^{+0.010+0.010}_{-0.013-0.01}$
[10.09, 12.89]	$0.129^{+0.052+0.003}_{-0.041-0.003}$	$-0.482^{+0.208+0.013}_{-0.163-0.014}$	$-0.046^{+0.073+0.008}_{-0.060-0.007}$
[14.18, 16]	$0.150^{+0.060+0.001}_{-0.035-0.001}$	$-0.396^{+0.241+0.004}_{-0.141-0.004}$	$-0.106^{+0.222+0.004}_{-0.105-0.004}$
[16, 19]	$0.160^{+0.033+0.001}_{-0.018-0.001}$	$-0.357^{+0.133+0.003}_{-0.074-0.003}$	$-0.193^{+0.177+0.003}_{-0.078-0.003}$
[1, 6]	$0.070^{+0.054+0.005}_{-0.038-0.004}$	$-0.703^{+0.212+0.019}_{-0.149-0.017}$	$-0.008^{+0.004+0.005}_{-0.006-0.006}$
	$\langle S_4 \rangle$	$\langle S_5 \rangle$	$\langle S_{6s} \rangle$
[1, 2]	$-0.037^{+0.009+0.003}_{-0.003-0.003}$	$0.179^{+0.028+0.007}_{-0.045-0.007}$	$0.283^{+0.192+0.021}_{-0.146-0.019}$
[0.1, 2]	$-0.071^{+0.018+0.004}_{-0.008-0.004}$	$0.220^{+0.013+0.007}_{-0.042-0.009}$	$0.181^{+0.06+0.022}_{-0.064-0.021}$
[2, 4.3]	$0.118^{+0.034+0.005}_{-0.037-0.005}$	$-0.139^{+0.053+0.008}_{-0.051-0.008}$	$0.107^{+0.091+0.012}_{-0.072-0.011}$
[4.3, 8.68]	$0.239^{+0.015+0.006}_{-0.042-0.008}$	$-0.416^{+0.073+0.016}_{-0.027-0.015}$	$-0.293^{+0.15+0.021}_{-0.184-0.019}$
[10.09, 12.89]	$0.269^{+0.028+0.003}_{-0.053-0.004}$	$-0.444^{+0.120+0.009}_{-0.024-0.009}$	$-0.494^{+0.218+0.014}_{-0.199-0.013}$
[14.18, 16]	$0.283^{+0.056+0.002}_{-0.120-0.002}$	$-0.380^{+0.156+0.005}_{-0.104-0.005}$	$-0.539^{+0.255+0.007}_{-0.265-0.007}$
[16, 19]	$0.302^{+0.039+0.001}_{-0.086-0.001}$	$-0.287^{+0.129+0.004}_{-0.136-0.004}$	$-0.48^{+0.229+0.006}_{-0.273-0.006}$
[1, 6]	$0.123^{+0.027+0.004}_{-0.034-0.005}$	$-0.154^{+0.053+0.008}_{-0.047-0.008}$	$0.047^{+0.044+0.012}_{-0.047-0.011}$
	$\langle S_7 \rangle$	$\langle S_8 \rangle$	$\langle S_9 \rangle$
[1, 2]	$0.048^{+0.018+0.007}_{-0.013-0.007}$	$-0.014^{+0.005+0.004}_{-0.007-0.004}$	$0.001^{+0.001+0.008}_{-0.001-0.01}$
[0.1, 2]	$0.034^{+0.015+0.011}_{-0.013-0.011}$	$-0.008^{+0.004+0.005}_{-0.006-0.005}$	$0.001^{+0.001+0.012}_{-0.000-0.010}$
[2, 4.3]	$0.041^{+0.018+0.012}_{-0.012-0.013}$	$-0.015^{+0.004+0.005}_{-0.007-0.005}$	$0.001^{+0.001+0.005}_{-0.000-0.005}$
[4.3, 8.68]	$0.013^{+0.009+0.028}_{-0.005-0.028}$	$-0.005^{+0.002+0.013}_{-0.005-0.012}$	$0.000^{+0.000+0.009}_{-0.000-0.010}$
[10.09, 12.89]	$-0.001^{+0.002+0.017}_{-0.001-0.017}$	$0.004^{+0.001+0.007}_{-0.002-0.007}$	$-0.001^{+0.001+0.007}_{-0.000-0.007}$
[14.18, 16]	$0.000^{+0.000+0.000}_{-0.000-0.000}$	$0.004^{+0.002+0.001}_{-0.002-0.001}$	$-0.002^{+0.001+0.001}_{-0.001-0.001}$
[16, 19]	$0.000^{+0.000+0.000}_{-0.000-0.000}$	$0.002^{+0.001+0.001}_{-0.001-0.000}$	$-0.002^{+0.001+0.001}_{-0.001-0.001}$
[1, 6]	$0.040^{+0.016+0.013}_{-0.012-0.013}$	$-0.014^{+0.004+0.006}_{-0.007-0.005}$	$0.001^{+0.001+0.006}_{-0.000-0.005}$

Table 11. Standard Model Predictions for CP-violating observables.

Bin (GeV ²)	$10^2 \times \langle A_{2s} \rangle$	$10^2 \times \langle A_{2c} \rangle$	$10^2 \times \langle A_3 \rangle$
[1, 2]	$-0.095^{+0.053+0.015}_{-0.085-0.018}$	$-0.387^{+0.163+0.056}_{-0.142-0.048}$	$-0.002^{+0.001+0.027}_{-0.001-0.026}$
[0.1, 2]	$-0.108^{+0.045+0.013}_{-0.078-0.013}$	$-0.208^{+0.121+0.038}_{-0.141-0.035}$	$0.000^{+0.000+0.034}_{-0.000-0.034}$
[2, 4.3]	$-0.016^{+0.017+0.008}_{-0.029-0.008}$	$-0.479^{+0.150+0.042}_{-0.115-0.034}$	$-0.007^{+0.004+0.016}_{-0.006-0.017}$
[4.3, 8.68]	$0.066^{+0.039+0.006}_{-0.032-0.007}$	$-0.402^{+0.147+0.024}_{-0.121-0.023}$	$-0.016^{+0.008+0.014}_{-0.009-0.013}$
[10.09, 12.89]	$0.049^{+0.040+0.003}_{-0.031-0.003}$	$-0.169^{+0.050+0.008}_{-0.033-0.008}$	$-0.014^{+0.008+0.007}_{-0.010-0.006}$
[14.18, 16]	$0.002^{+0.001+0.000}_{-0.001-0.000}$	$-0.004^{+0.003+0.000}_{-0.002-0.000}$	$-0.001^{+0.003+0.000}_{-0.001-0.000}$
[16, 19]	$0.002^{+0.001+0.000}_{-0.001-0.000}$	$-0.004^{+0.002+0.000}_{-0.002-0.000}$	$-0.002^{+0.002+0.000}_{-0.001-0.000}$
[1, 6]	$-0.008^{+0.017+0.007}_{-0.029-0.008}$	$-0.446^{+0.155+0.040}_{-0.123-0.035}$	$-0.008^{+0.004+0.015}_{-0.006-0.016}$
	$10^2 \times \langle A_4 \rangle$	$10^2 \times \langle A_5 \rangle$	$10^2 \times \langle A_{6s} \rangle$
[1, 2]	$0.033^{+0.033+0.031}_{-0.010-0.035}$	$-0.413^{+0.068+0.069}_{-0.080-0.063}$	$-0.285^{+0.145+0.054}_{-0.202-0.055}$
[0.1, 2]	$-0.008^{+0.026+0.029}_{-0.011-0.030}$	$-0.240^{+0.051+0.060}_{-0.062-0.052}$	$-0.140^{+0.048+0.065}_{-0.060-0.068}$
[2, 4.3]	$0.131^{+0.026+0.022}_{-0.029-0.023}$	$-0.531^{+0.132+0.056}_{-0.115-0.051}$	$-0.468^{+0.261+0.052}_{-0.402-0.057}$
[4.3, 8.68]	$0.187^{+0.015+0.009}_{-0.028-0.011}$	$-0.428^{+0.071+0.023}_{-0.052-0.022}$	$-0.467^{+0.226+0.033}_{-0.284-0.033}$
[10.09, 12.89]	$0.099^{+0.033+0.005}_{-0.040-0.006}$	$-0.169^{+0.075+0.010}_{-0.071-0.010}$	$-0.213^{+0.143+0.012}_{-0.186-0.011}$
[14.18, 16]	$0.003^{+0.002+0.000}_{-0.002-0.000}$	$0.000^{+0.000+0.000}_{-0.000-0.000}$	$0.000^{+0.000+0.000}_{-0.000-0.000}$
[16, 19]	$0.003^{+0.001+0.000}_{-0.002-0.000}$	$0.000^{+0.000+0.000}_{-0.000-0.000}$	$0.000^{+0.000+0.000}_{-0.000-0.000}$
[1, 6]	$0.132^{+0.020+0.020}_{-0.025-0.022}$	$-0.505^{+0.108+0.050}_{-0.082-0.045}$	$-0.461^{+0.244+0.047}_{-0.348-0.050}$
	$10^2 \times \langle A_7 \rangle$	$10^2 \times \langle A_8 \rangle$	$10^2 \times \langle A_9 \rangle$
[1, 2]	$0.466^{+0.088+0.062}_{-0.199-0.059}$	$-0.341^{+0.155+0.032}_{-0.087-0.033}$	$0.016^{+0.011+0.026}_{-0.009-0.026}$
[0.1, 2]	$0.360^{+0.078+0.058}_{-0.155-0.057}$	$-0.280^{+0.127+0.023}_{-0.079-0.022}$	$0.015^{+0.005+0.033}_{-0.006-0.036}$
[2, 4.3]	$0.335^{+0.080+0.054}_{-0.159-0.049}$	$-0.223^{+0.118+0.025}_{-0.062-0.025}$	$0.011^{+0.009+0.017}_{-0.007-0.015}$
[4.3, 8.68]	$0.122^{+0.012+0.034}_{-0.054-0.034}$	$-0.064^{+0.042+0.016}_{-0.015-0.015}$	$0.003^{+0.002+0.013}_{-0.003-0.012}$
[10.09, 12.89]	$0.025^{+0.006+0.013}_{-0.015-0.012}$	$-0.008^{+0.01+0.006}_{-0.004-0.006}$	$-0.001^{+0.000+0.007}_{-0.001-0.007}$
[14.18, 16]	$0.000^{+0.000+0.000}_{-0.000-0.000}$	$0.001^{+0.000+0.000}_{-0.000-0.000}$	$-0.001^{+0.000+0.000}_{-0.000-0.000}$
[16, 19]	$0.000^{+0.000+0.000}_{-0.000-0.000}$	$0.000^{+0.000+0.000}_{-0.000-0.000}$	$0.000^{+0.000+0.000}_{-0.000-0.000}$
[1, 6]	$0.306^{+0.057+0.050}_{-0.139-0.046}$	$-0.206^{+0.104+0.023}_{-0.050-0.024}$	$0.010^{+0.008+0.016}_{-0.007-0.014}$

Table 12. Standard Model Predictions for CP-averaged observables.

Bin (GeV ²)	$\langle A_T^{(3)} \rangle$	$\langle A_T^{(4)} \rangle$	$\langle A_T^{(5)} \rangle$
[1, 2]	$0.190^{+0.046+0.014}_{-0.046-0.014}$	$2.056^{+0.556+0.179}_{-0.340-0.156}$	$0.301^{+0.029+0.010}_{-0.030-0.010}$
[0.1, 2]	$0.351^{+0.023+0.021}_{-0.028-0.019}$	$1.516^{+0.162+0.105}_{-0.134-0.094}$	$0.470^{+0.003+0.006}_{-0.003-0.008}$
[2, 4.3]	$0.592^{+0.070+0.029}_{-0.053-0.027}$	$0.592^{+0.119+0.041}_{-0.112-0.039}$	$0.441^{+0.036+0.007}_{-0.034-0.009}$
[4.3, 8.68]	$1.067^{+0.014+0.060}_{-0.015-0.063}$	$0.869^{+0.020+0.056}_{-0.034-0.049}$	$0.284^{+0.060+0.009}_{-0.061-0.010}$
[10.09, 12.89]	$1.195^{+0.532+0.036}_{-0.314-0.040}$	$0.825^{+0.222+0.029}_{-0.284-0.026}$	$0.104^{+0.089+0.007}_{-0.009-0.005}$
[14.18, 16]	$1.442^{+1.186+0.025}_{-0.823-0.024}$	$0.671^{+0.629+0.012}_{-0.354-0.013}$	$0.132^{+0.016+0.006}_{-0.040-0.005}$
[16, 19]	$2.004^{+1.653+0.031}_{-1.153-0.029}$	$0.476^{+0.443+0.007}_{-0.252-0.008}$	$0.138^{+0.046+0.003}_{-0.055-0.003}$
[1, 6]	$0.578^{+0.065+0.029}_{-0.050-0.026}$	$0.631^{+0.106+0.042}_{-0.104-0.039}$	$0.492^{+0.007+0.002}_{-0.012-0.004}$

References

- [1] **Belle** Collaboration, “Measurement of $B^- \rightarrow \tau^- \bar{\nu}_\tau$ with a Hadronic Tagging Method Using the Full Data Sample of Belle,” arXiv:1208.4678 [hep-ex].
- [2] **LHCb** Collaboration, “Measurement of the flavour-specific CP violating asymmetry a_{sl}^s in B_s decays,” LHCb-CONF-2012-022.
- [3] **LHCb** Collaboration, “Measurement of the isospin asymmetry in $B \rightarrow K^{(*)} \mu^+ \mu^-$ decays,” JHEP **1207**, 133 (2012) [arXiv:1205.3422 [hep-ex]].
- [4] T. Feldmann and J. Matias, “Forward backward and isospin asymmetry for $B \rightarrow K^* \ell^+ \ell^-$ decay in the standard model and in supersymmetry,” JHEP **0301**, 074 (2003) [hep-ph/0212158].
- [5] **CDF** Collaboration, “Search for $B_s \rightarrow \mu^+ \mu^-$ and $B_d \rightarrow \mu^+ \mu^-$ Decays with CDF II,” Phys. Rev. Lett. **107**, 239903 (2011) [Phys. Rev. Lett. **107**, 191801 (2011)] [arXiv:1107.2304 [hep-ex]].
- [6] **CMS** Collaboration, S. Chatrchyan *et al.*, “Search for $B_s^0 \rightarrow \mu^+ \mu^-$ and $B^0 \rightarrow \mu^+ \mu^-$ decays,” JHEP **1204**, 033 (2012) [arXiv:1203.3976 [hep-ex]].
- [7] **ATLAS** Collaboration, G. Aad *et al.*, “Search for the decay $B_s^0 \rightarrow \mu^+ \mu^-$ with the ATLAS detector,” Phys. Lett. B **713**, 387 (2012) [arXiv:1204.0735 [hep-ex]].
- [8] **LHCb** Collaboration, “First evidence for the decay $B_s \rightarrow \mu^+ \mu^-$,” Phys. Rev. Lett. **110**, 021801 (2013) [arXiv:1211.2674 [Unknown]].

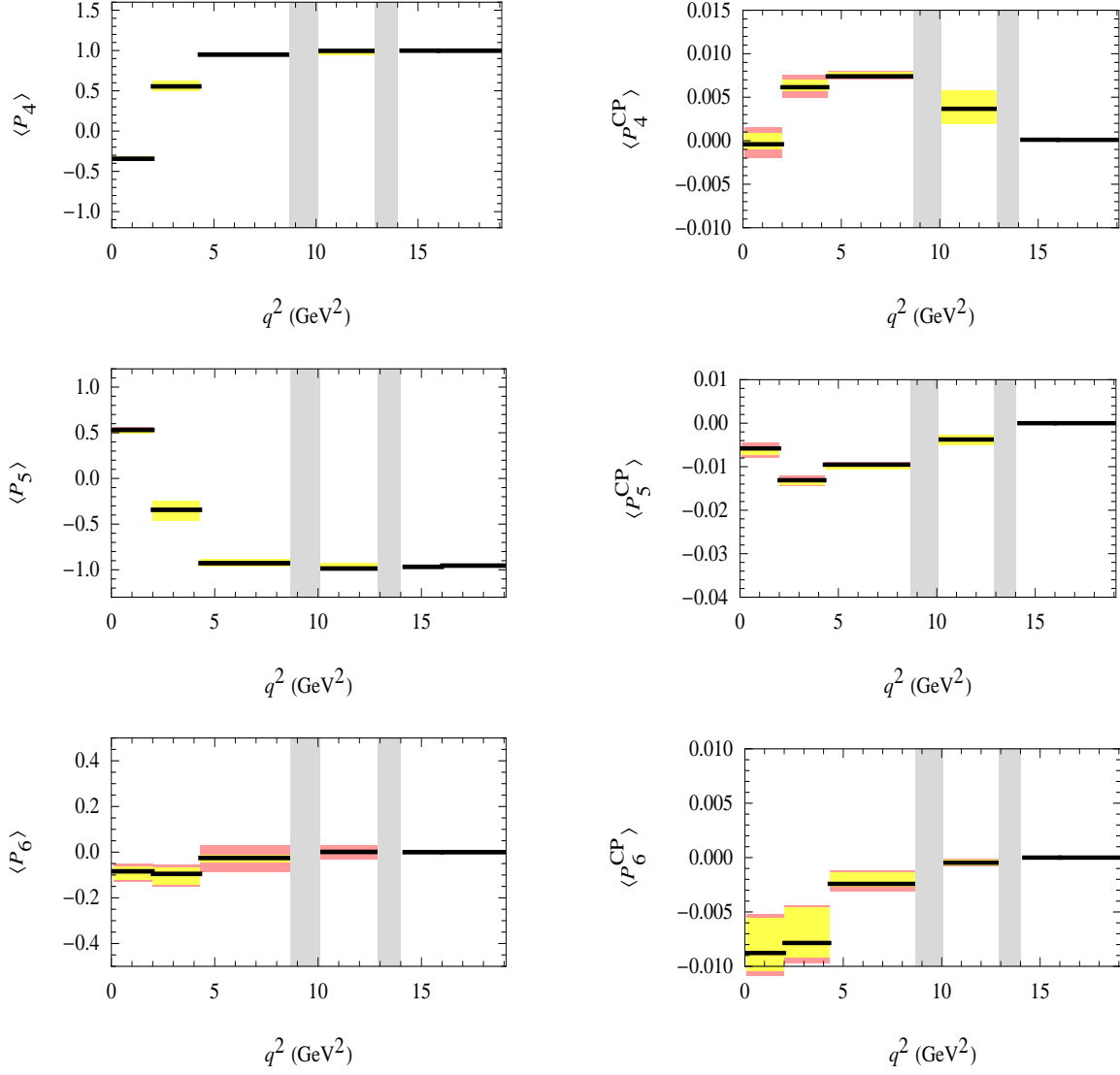


Figure 10: Binned Standard Model predictions for the observables $\langle P_{4,5,6}^{(\text{CP})} \rangle$, with the same conventions as in Fig. 6.

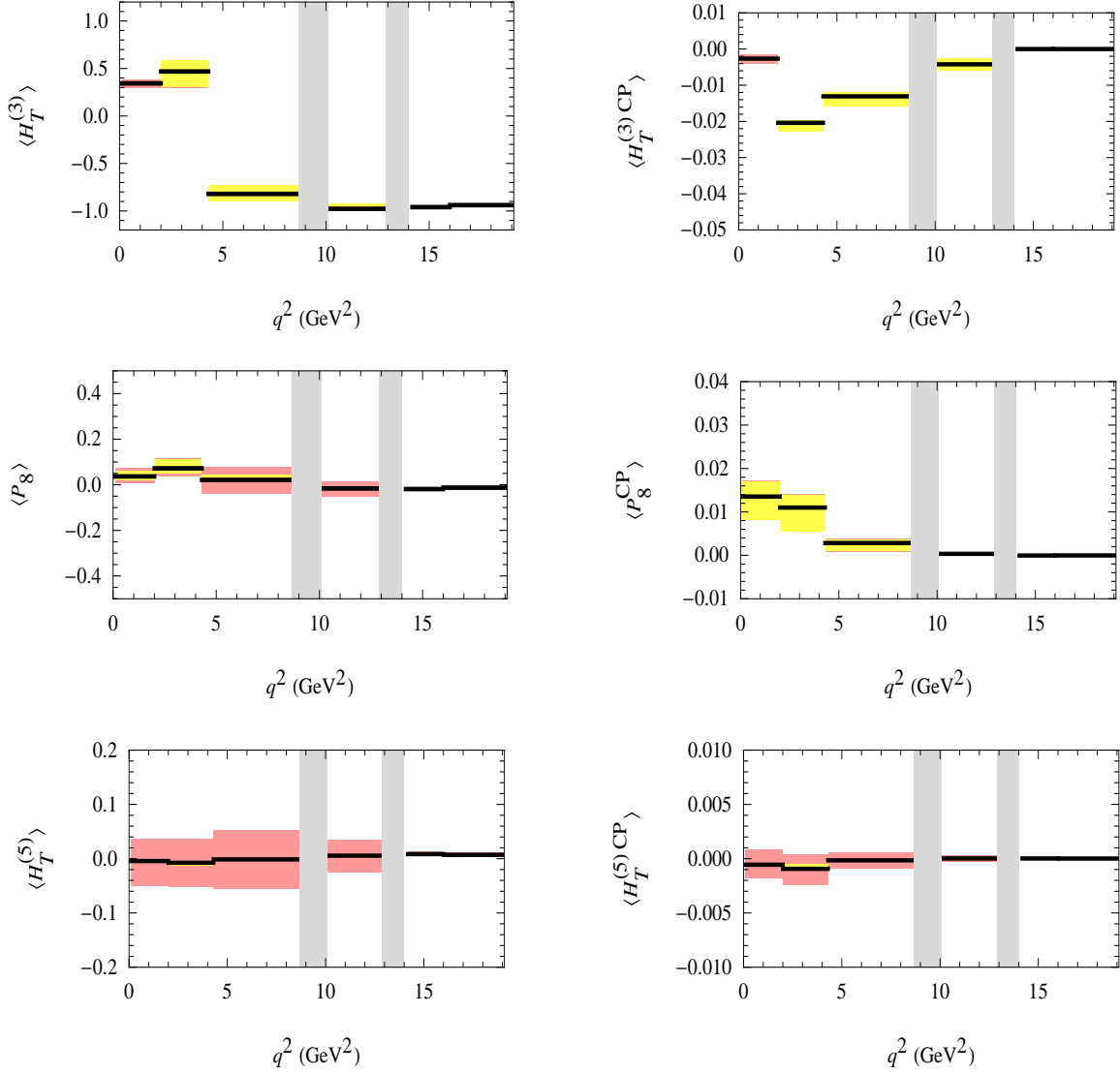


Figure 11: Binned Standard Model predictions for the observables $\langle H_T^{(3)(\text{CP})} \rangle$, $\langle P_8^{(\text{CP})} \rangle$, $\langle H_T^{(5)(\text{CP})} \rangle$, with the same conventions as in Fig. 6.

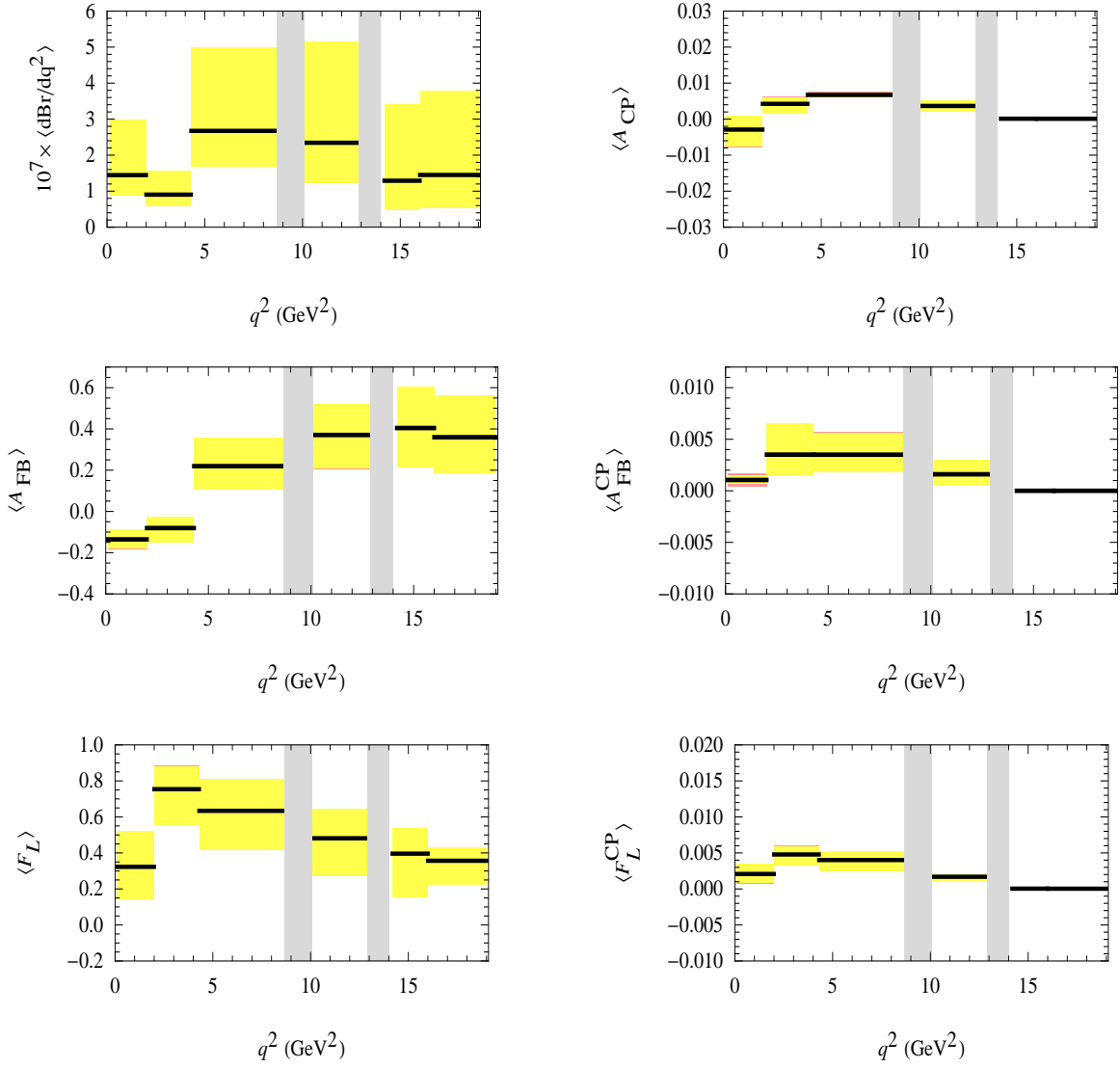


Figure 12: Binned Standard Model predictions for the observables $\langle d\Gamma/dq^2 \rangle$, $\langle A_{\text{CP}} \rangle$, $\langle A_{\text{FB}}^{(\text{CP})} \rangle$ and $\langle F_L^{(\text{CP})} \rangle$, with the same conventions as in Fig. 6.

- [9] A. Buras, J. Girrbach, D. Guadagnoli, G. Isidori, “On the Standard Model prediction for $BR(B_{s,d} \rightarrow \mu^+ \mu^-)$,” *Eur. Phys. J. C* **72**, 2172 (2012) [arXiv:1208.0934 [hep-ph]].
- [10] **LHCb** Collaboration, “First observation of the decay $B_s^0 \rightarrow K^{*0} \bar{K}^{*0}$,” *Phys. Lett. B* **709**, 50 (2012) [arXiv:1111.4183 [hep-ex]].
- [11] S. Descotes-Genon, J. Matias and J. Virto, “An analysis of $B_{d,s}$ mixing angles in presence of New Physics and an update of $B_s^0 \rightarrow K^{*0} \bar{K}^{*0}$,” *Phys. Rev. D* **85**, 034010 (2012) [arXiv:1111.4882 [hep-ph]].
- [12] **Babar** Collaboration “Evidence for an excess of $\bar{B} \rightarrow D^{(*)} \tau^- \bar{\nu}_\tau$ decays,” *Phys. Rev. Lett.* **109**, 101802 (2012) [arXiv:1205.5442 [hep-ex]].
- [13] S. Fajfer, J. F. Kamenik and I. Nisandzic, “On the $B \rightarrow D \tau \bar{\nu}_\tau$ Sensitivity to New Physics,” *Phys. Rev. D* **85**, 094025 (2012) [arXiv:1203.2654 [hep-ph]].
- [14] F. Kruger and J. Matias, “Probing new physics via the transverse amplitudes of $B \rightarrow K^*(\rightarrow K \pi) \ell^+ \ell^-$ at large recoil,” *Phys. Rev. D* **71**, 094009 (2005) [hep-ph/0502060].
- [15] U. Egede, T. Hurth, J. Matias, M. Ramon and W. Reece, “New observables in the decay mode $\bar{B} \rightarrow \bar{K}^* \mu^+ \mu^-$,” *JHEP* **0811**, 032 (2008) [arXiv:0807.2589 [hep-ph]].
- [16] U. Egede, T. Hurth, J. Matias, M. Ramon and W. Reece, “New physics reach of the decay mode $\bar{B} \rightarrow \bar{K}^{*0} \ell^+ \ell^-$,” *JHEP* **1010**, 056 (2010) [arXiv:1005.0571 [hep-ph]].
- [17] J. Matias, F. Mescia, M. Ramon and J. Virto, “Complete Anatomy of $B \rightarrow K^* \ell^+ \ell^-$ and its angular distribution,” *JHEP* **1204**, 104 (2012) [arXiv:1202.4266 [hep-ph]].
- [18] D. Becirevic, E. Schneider, “On transverse asymmetries in $B \rightarrow K^* \ell^+ \ell^-$,” *Nucl. Phys. B* **854**, 321 (2012) [arXiv:1106.3283 [hep-ph]].
- [19] M. Beneke, T. Feldmann and D. Seidel, “Systematic approach to exclusive $B \rightarrow V \ell^+ \ell^-$, $V \gamma$ decays,” *Nucl. Phys. B* **612**, 25 (2001) [hep-ph/0106067].
- [20] J. Charles, A. Le Yaouanc, L. Oliver, O. Pene and J. C. Raynal, “Heavy to light form-factors in the heavy mass to large energy limit of QCD,” *Phys. Rev. D* **60**, 014001 (1999) [hep-ph/9812358].
- [21] B. Grinstein and D. Pirjol, “Exclusive rare $B \rightarrow K^* \ell^+ \ell^-$ decays at low recoil: Controlling the long-distance effects,” *Phys. Rev. D* **70**, 114005 (2004) [hep-ph/0404250].
- [22] W. Altmannshofer, P. Ball, A. Bharucha, A. J. Buras, D. M. Straub and M. Wick, “Symmetries and Asymmetries of $B \rightarrow K^* \mu^+ \mu^-$ Decays in the Standard Model and Beyond,” *JHEP* **0901**, 019 (2009) [arXiv:0811.1214 [hep-ph]].

- [23] S. Descotes-Genon, J. Matias, M. Ramon and J. Virto, “Implications from clean observables for the binned analysis of $B \rightarrow K^* \ell \ell$ at large recoil,” JHEP **1301**, 048 (2013) [arXiv:1207.2753 [hep-ph]].
- [24] C. Bobeth, G. Hiller and D. van Dyk, “The Benefits of $\bar{B} \rightarrow \bar{K}^* \ell^+ \ell^-$ Decays at Low Recoil,” JHEP **1007**, 098 (2010) [arXiv:1006.5013 [hep-ph]].
- [25] C. Bobeth, G. Hiller and D. van Dyk, “General Analysis of $B \rightarrow K^{(*)} \ell^+ \ell^-$ Decays at Low Recoil,” arXiv:1212.2321 [hep-ph].
- [26] J. Matias, “On the S-wave pollution of $B \rightarrow K^* \ell^+ \ell^-$ observables,” Phys. Rev. D **86**, 094024 (2012) [arXiv:1209.1525 [hep-ph]].
- [27] C. Bobeth, G. Hiller, and G. Piranishvili, “CP Asymmetries in $\bar{B} \rightarrow \bar{K}^* (\rightarrow \bar{K} \pi) \bar{\ell} \ell$ and Untagged $\bar{B}_s, B_s \rightarrow \phi (\rightarrow K^+ K^-) \bar{\ell} \ell$ Decays at NLO,” JHEP **0807**, 106 (2008) [arXiv:0805.2525 [hep-ph]].
- [28] **LHCb** Collaboration, “Differential branching fraction and angular analysis of the $B^0 \rightarrow K^{*0} \mu^+ \mu^-$ decay”. Phys. Rev. Lett. **108**, 181806 (2012), [LHCb-CONF-2012-008 and arXiv:1112.3515 [hep-ex]].
- [29] D. Becirevic and A. Tayduganov, “Impact of $B \rightarrow K_0^* \ell^+ \ell^-$ on the New Physics search in $B \rightarrow K^* \ell^+ \ell^-$ decay,” Nucl. Phys. B **868**, 368 (2013) [arXiv:1207.4004 [hep-ph]].
- [30] C. -D. Lu, W. Wang and , “Analysis of $B \rightarrow K_J^* (\rightarrow K \pi) \mu^+ \mu^-$ in the higher kaon resonance region,” Phys. Rev. D **85**, 034014 (2012) [arXiv:1111.1513 [hep-ph]].
- [31] T. Blake, U. Egede, A. Shires and , “The effect of S-wave interference on the $B^0 \rightarrow K^{*0} \ell^+ \ell^-$ angular observables,” JHEP **1303**, 027 (2013) [arXiv:1210.5279 [hep-ph]].
- [32] S. Jäger and J. M. Camalich, “On $B \rightarrow V \ell \ell$ at small dilepton invariant mass, power corrections, and new physics,” arXiv:1212.2263 [hep-ph].
- [33] C. Bobeth, G. Hiller, D. van Dyk, “More Benefits of Semileptonic Rare B Decays at Low Recoil: CP Violation,” JHEP **1107**, 067 (2011) [arXiv:1105.0376 [hep-ph]].
- [34] C. Hambrock and G. Hiller, “Extracting $B \rightarrow K^*$ Form Factors from Data,” Phys. Rev. Lett. **109**, 091802 (2012) [arXiv:1204.4444 [hep-ph]].
- [35] M. Beneke, T. Feldmann and D. Seidel, “Exclusive radiative and electroweak $b \rightarrow d$ and $b \rightarrow s$ penguin decays at NLO,” Eur. Phys. J. C **41**, 173 (2005) [hep-ph/0412400].
- [36] C. Bourrely, I. Caprini and L. Lellouch, “Model-independent description of $B \rightarrow \pi \ell \nu$ decays and a determination of $|V(ub)|$,” Phys. Rev. D **79**, 013008 (2009) [Erratum-ibid. D **82**, 099902 (2010)] [arXiv:0807.2722 [hep-ph]].

- [37] A. Khodjamirian, T. Mannel, A. A. Pivovarov, Y. -M. Wang, “Charm-loop effect in $B \rightarrow K^{(*)}\ell^+\ell^-$ and $B \rightarrow K^*\gamma$,” JHEP **1009**, 089 (2010) [arXiv:1006.4945 [hep-ph]].
- [38] P. Ball and R. Zwicky, “ $B_{d,s} \rightarrow \rho, \omega, K^*, \phi$ decay form-factors from light-cone sum rules revisited,” Phys. Rev. D **71**, 014029 (2005) [hep-ph/0412079].
- [39] A. Bharucha, T. Feldmann and M. Wick, “Theoretical and Phenomenological Constraints on Form Factors for Radiative and Semi-Leptonic B-Meson Decays,” JHEP **1009**, 090 (2010) [arXiv:1004.3249 [hep-ph]].
- [40] M. Beneke and T. Feldmann, “Symmetry breaking corrections to heavy to light B meson form-factors at large recoil,” Nucl. Phys. B **592**, 3 (2001) [hep-ph/0008255].
S. Descotes-Genon and A. Le Yaouanc, “Parametrisations of the $D \rightarrow K\ell\nu$ form factor and the determination of g ,” J. Phys. G **35** (2008) 115005 [arXiv:0804.0203 [hep-ph]].
- [41] D. Becirevic, V. Lubicz and F. Mescia, “An Estimate of the $B \rightarrow K^*\gamma$ form factor,” Nucl. Phys. B **769**, 31 (2007) [hep-ph/0611295].
- [42] **Belle** Collaboration, “Measurement of the Differential Branching Fraction and Forward-Backward Asymmetry for $B \rightarrow K^{(*)}\ell^+\ell^-$,” Phys. Rev. Lett. **103**, 171801 (2009) [arXiv:0904.0770 [hep-ex]].
- [43] **CDF** Collaboration, “Measurements of the Angular Distributions in the Decays $B \rightarrow K^{(*)}\mu^+\mu^-$ at CDF,” Phys. Rev. Lett. **108**, 081807 (2012) [arXiv:1108.0695 [hep-ex]].
- [44] **BaBar** Collaboration, “Measurement of Branching Fractions and Rate Asymmetries in the Rare Decays $B \rightarrow K^{(*)}\ell^+\ell^-$,” [arXiv:1204.3933 [hep-ex]].
- [45] N. Serra [for the LHCb Collaboration], “Search for new physics in $B_s \rightarrow \mu^+\mu^-$ and $B \rightarrow K^{(*)}\mu^+\mu^-$,” arXiv:1208.3987 [hep-ex].
- [46] T. Huber, E. Lunghi, M. Misiak and D. Wyler, “Electromagnetic logarithms in $\bar{B} \rightarrow X_s\ell^+\ell^-$,” Nucl. Phys. B **740**, 105 (2006) [hep-ph/0512066].
- [47] P. Gambino, M. Gorbahn and U. Haisch, “Anomalous dimension matrix for radiative and rare semileptonic B decays up to three loops,” Nucl. Phys. B **673**, 238 (2003) [hep-ph/0306079].
- [48] M. Gorbahn and U. Haisch, “Effective Hamiltonian for non-leptonic $|\Delta F| = 1$ decays at NNLO in QCD,” Nucl. Phys. B **713**, 291 (2005) [hep-ph/0411071].
- [49] C. Bobeth, P. Gambino, M. Gorbahn and U. Haisch, “Complete NNLO QCD analysis of $\bar{B} \rightarrow X_s\ell^+\ell^-$ and higher order electroweak effects,” JHEP **0404**, 071 (2004) [hep-ph/0312090].

- [50] M. Misiak and M. Steinhauser, “NNLO QCD corrections to the $\bar{B} \rightarrow X_s \gamma$ matrix elements using interpolation in m_c ,” Nucl. Phys. B **764**, 62 (2007) [hep-ph/0609241].
- [51] T. Huber, T. Hurth, E. Lunghi and , “Logarithmically Enhanced Corrections to the Decay Rate and Forward Backward Asymmetry in $\bar{B} \rightarrow X_s \ell^+ \ell^-$,” Nucl. Phys. B **802**, 40 (2008) [arXiv:0712.3009 [hep-ph]].
- [52] M. Misiak *et al.*, “Estimate of $\mathcal{B}(\bar{B} \rightarrow X_s \gamma)$ at $\mathcal{O}(\alpha_s^2)$,” Phys. Rev. Lett. **98**, 022002 (2007) [hep-ph/0609232].
- [53] J. Beringer *et al.* (Particle Data Group), “Review of particle physics,” J. Phys. D86, 010001 (2012).
- [54] J. Alcaraz [ALEPH and CDF and D0 and DELPHI and L3 and OPAL and SLD Collaboration], “Precision Electroweak Measurements and Constraints on the Standard Model,” arXiv:0911.2604 [hep-ex].
- [55] C. W. Bauer, Z. Ligeti, M. Luke, A. V. Manohar and M. Trott, “Global analysis of inclusive B decays,” Phys. Rev. D **70**, 094017 (2004) [hep-ph/0408002].
- [56] J. Charles *et al.* [CKMfitter Group Collaboration], “CP violation and the CKM matrix: Assessing the impact of the asymmetric B factories,” Eur. Phys. J. C **41**, 1 (2005) [hep-ph/0406184], and online update on <http://ckmfitter.in2p3.fr/>
- [57] A. L. Kagan and M. Neubert, “Isospin breaking in $B \rightarrow K^* \gamma$ decays,” Phys. Lett. B **539**, 227 (2002) [hep-ph/0110078].
- [58] C. Davies, “Standard Model Heavy Flavor physics on the Lattice,” PoS LATTICE **2011**, 019 (2011) [arXiv:1203.3862 [hep-lat]].
- [59] W. Altmannshofer, P. Paradisi, D. Straub, “Model-Independent Constraints on New Physics in $b \rightarrow s$ Transitions,” JHEP **1204**, 008 (2012) [arXiv:1111.1257 [hep-ph]].
- [60] S. Descotes-Genon and B. Moussallam, “The $K_0^*(800)$ scalar resonance from Roy-Steiner representations of πK scattering,” Eur. Phys. J. C **48** (2006) 553 [hep-ph/0607133].
- [61] B. Aubert *et al.* [BABAR Collaboration], “Ambiguity-free measurement of $\cos(2\beta)$: Time-integrated and time-dependent angular analyses of $B \rightarrow J/\psi K \pi$,” Phys. Rev. D **71** (2005) 032005 [hep-ex/0411016].
- [62] F. Beaujean, C. Bobeth, D. van Dyk and C. Wacker, “Bayesian Fit of Exclusive $b \rightarrow s \bar{\ell} \ell$ Decays: The Standard Model Operator Basis,” JHEP **1208**, 030 (2012), arXiv:1205.1838 [hep-ph].

- [63] C. Bobeth, G. Hiller, D. van Dyk and C. Wacker, “The Decay $B \rightarrow K^* \ell^+ \ell^-$ at Low Hadronic Recoil and Model-Independent $\Delta B = 1$ Constraints,” JHEP **1201**, 107 (2012) [arXiv:1111.2558 [hep-ph]].
- [64] S. Descotes-Genon, D. Ghosh, J. Matias and M. Ramon, “Exploring New Physics in the $\mathcal{C}_7 - \mathcal{C}'_7$ plane,” JHEP **1106**, 099 (2011) [arXiv:1104.3342 [hep-ph]]. S. Descotes-Genon, D. Ghosh, J. Matias and M. Ramon, “Exploring New Physics in $\mathcal{C}_7 - \mathcal{C}'_7$,” PoS EPS **-HEP2011** (2011) 170 [arXiv:1202.2172 [hep-ph]].
- [65] D. Becirevic, E. Kou, A. L. Yaouanc and A. Tayduganov, “Future prospects for the determination of the Wilson coefficient $C'_{7\gamma}$,” JHEP **1208**, 090 (2012) [arXiv:1206.1502 [hep-ph]].
- [66] T. Hurth and F. Mahmoudi, “The Minimal Flavour Violation benchmark in view of the latest LHCb data,” Nucl. Phys. B **865**, 461 (2012) [arXiv:1207.0688 [hep-ph]].
- [67] S. Descotes-Genon, J. Matias and J. Virto, “New Physics constraints from optimized observables in $B \rightarrow K^* \ell \ell$ at large recoil,” AIP Conf. Proc. **1492**, 103 (2012) [arXiv:1209.0262 [hep-ph]].
S. Descotes-Genon, T. Hurth, J. Matias and J. Virto, “ $B \rightarrow K^* \ell \ell$: The New Frontier of New Physics searches in Flavor,” arXiv:1305.4808 [hep-ph].
- [68] A. K. Alok, A. Datta, A. Dighe, M. Duraissamy, D. Ghosh and D. London, “New Physics in $b \rightarrow s \mu^+ \mu^-$: CP-Conserving Observables,” JHEP **1111**, 121 (2011) [arXiv:1008.2367 [hep-ph]]. A. K. Alok, A. Datta, A. Dighe, M. Duraissamy, D. Ghosh and D. London, “New Physics in $b \rightarrow s \mu^+ \mu^-$: CP-Violating Observables,” JHEP **1111**, 122 (2011) [arXiv:1103.5344 [hep-ph]].