

**Scale-Invariant Resonance Tagging in Multijet Events
and New Physics in Higgs Pair Production**Maxime Gouzevitch¹, Alexandra Oliveira^{2,3}, Juan Rojo⁴,
Rogerio Rosenfeld^{2,4}, Gavin P. Salam^{4,5,*} and Veronica Sanz^{6,7}¹ *Université de Lyon, Université Claude Bernard Lyon 1, CNRS-IN2P3, Institut de
Physique Nucléaire de Lyon, Villeurbanne, France*² *Instituto de Física Teórica, Universidade Estadual Paulista and
ICTP South American Institute for Fundamental Research,
São Paulo, SP 01140-070, Brazil*³ *Institut de Physique Théorique, CEA-Saclay, F-91191 Gif-sur-Yvette Cedex, France.*⁴ *PH Department, TH Unit, CERN, CH-1211 Geneva 23, Switzerland*⁵ *LPTHE, CNRS UMR 7589, UPMC Univ. Paris 6, Paris 75252, France*⁶ *Department of Physics and Astronomy, York University,
Toronto, ON, Canada, M3J 1P3*⁷ *Department of Physics and Astronomy, University of Sussex,
Brighton BN1 9QH, UK***Abstract:**

We study resonant pair production of heavy particles in fully hadronic final states by means of jet substructure techniques. We propose a new resonance tagging strategy that smoothly interpolates between the highly boosted and fully resolved regimes, leading to uniform signal efficiencies and background rejection rates across a broad range of masses. Our method makes it possible to efficiently replace independent experimental searches, based on different final state topologies, with a single common analysis. As a case study, we apply our technique to pair production of Higgs bosons decaying into $b\bar{b}$ pairs in generic New Physics scenarios. We adopt as benchmark models radion and massive KK graviton production in warped extra dimensions. We find that despite the overwhelming QCD background, the $4b$ final state has enough sensitivity to provide a complementary handle in searches for enhanced Higgs pair production at the LHC.

*On leave from Department of Physics, Princeton University, Princeton, NJ 08544, USA.

Contents

1	Introduction	3
2	Scale-invariant resonance tagging	4
3	Resonant Higgs pair production in warped extra dimensional models	15
3.1	Production rates at the LHC	18
3.2	Graviton and radion decays	19
3.3	Composite duals and model dependence	21
4	New Physics searches in the $HH \rightarrow 4b$ final state	22
4.1	Monte Carlo signal event generation	22
4.2	B tagging	24
4.3	QCD multijet background simulation	25
4.4	Model independent exclusion limits	28
4.5	Graviton and radion searches in the $2H \rightarrow 4b$ channel	29
5	Conclusions and outlook	32

1 Introduction

Jets are a ubiquitous component of the LHC program, relevant for precision Standard Model measurements, Higgs boson characterization and Beyond the Standard Model searches [1, 2]. In particular, searches for New Physics in multijet events are an important element of the LHC physics program. New resonances and contact interactions have been searched for by ATLAS and CMS in final states with two jets [3–10], four jets [11, 12], six jets [13–15], eight jets [16] and up to ten jets for the semi-classical black holes searches [17, 18].

A challenge in searches for new phenomena in multijet final states is the prohibitively large QCD multijet background. A range of techniques is then required in order to identify particular categories of jets, making it possible to reduce this background. Among those that have been validated and applied to searches, one can mention b -tagging [4, 19, 20], jet shapes for quark/gluon and other flavour identification studies [21, 22] and jet substructure tools [23–29]. Stringent constraints on a variety of new physics models have been obtained this way, with many more expected with the full 2011-2012 dataset.

From the kinematic point of view, the most common scenario is that of a heavy resonance X produced in the s-channel which then decays back into a pair of quark or gluon jets. However, there is a large class of models where paired production of resonances dominates, processes of the form $pp \rightarrow X \rightarrow 2Y \rightarrow 4$ partons, with Y being another massive particle. The mediator X of this production might be an exotic particle from a new strongly coupled sector, or a resonance from extra-dimensions, such as a massive graviton or a radion. The Y resonance could be either some BSM particle (sparticles in R-parity-violating supersymmetry, colorons [30], axigluons [31]) or some SM particle (W, Z or Higgs) that subsequently decays into quarks and gluons.

These generic four parton processes lead to very distinct final state signatures depending on the interplay between the masses of the two intermediate resonances, M_X and M_Y . If the mass ratio is large, $M_X \gg M_Y$, the Y resonances will be produced very boosted, and typically the decay products of each of the two Y resonances will be collimated into a single *fat* jet. On the other hand, for $M_X \sim 2M_Y$, the Y resonances will be produced nearly at rest, decaying into four well separated jets. Existing searches assume either the highly boosted or fully resolved regimes, and by doing so exclude a potentially large region of the New Physics parameter space.

It is the goal of this paper to design a jet reconstruction and analysis strategy that can be applied simultaneously to the boosted and resolved regimes. This will be achieved by merging the boosted-regime strategies, based on jet substructure techniques, with a suitable strategy for the resolved four-jet regime, based on dijet mass pairings, together with a smooth interpolation between the two limits. Such a strategy has the potential to make the experimental searches more efficient and allow a wider range of BSM models to be probed within the same common analysis.

The approach that we will present here is fully general and model-independent, assuming only that resonances are pair produced and then decay hadronically, with no constraint on the absolute masses: indeed, at the parton level the problem turns out to be scale independent, and the dynamics are completely determined by the mass ratio $r_M \equiv M_X/2M_Y$. Of course additional QCD radiation and confinement on the one hand and experimental cuts on the other break this scale invariance, but we will see that the general qualitative

results are robust.

To provide a realistic application of our technique, we will examine resonant Higgs pair production, recently studied as a promising probe of New Physics scenarios [32–34]. We will therefore derive model independent limits on BSM resonant Higgs pair production in the $4b$ final state. We will then apply these bounds in the context of warped extra dimensional models, where Higgs pair production is mediated by either a spin zero (radion) or spin two (massive Kaluza-Klein graviton) resonance. We will show that a wide range of the parameter space of the radion and massive KK graviton scenarios can be covered by present and future LHC data, and that despite the overwhelming QCD background, the $4b$ final state has enough sensitivity to provide a useful handle in searches for enhanced Higgs pair production at the LHC.

The outline of this paper is as follows. We begin in Sect. 2 by introducing the general search strategy for pair produced resonances that can be applied simultaneously to the boosted and resolved regimes. In Sect. 3 we review the theoretical models for resonant Higgs pair production in warped extra dimensions scenarios. Then in Sect. 4 we apply the jet reconstruction strategy both to signal events and to the QCD multijet background, and explore the potential for new physics searches in the $2H \rightarrow 4b$ channel. In Sect. 5 we conclude and outline future developments.

2 Scale-invariant resonance tagging

Multijet signatures have long been recognized as an important channel for Beyond the Standard Model searches at hadron colliders [35]. The main difficulty in these channels is how to tame the overwhelming QCD multijet background. Searches in multijet final states are commonly separated into boosted and resolved regimes. An example of the former arises when light partons are produced from the decay of a heavy resonance. Recently developed jet substructure techniques, reviewed for example in [36, 37], make it possible to substantially improve the discrimination power in the boosted regime. At the LHC the advent of jet substructure methods has made it possible to study boosted production of the heavy Standard Model particles, like W and Z bosons and top quarks, for $\sqrt{\hat{s}}$, the centre-of-mass energy of the hard process, above 1 TeV. Searches for new physics such as resonant production of VV or $t\bar{t}$ [38–41] or searches for boosted supersymmetric particles and colored scalars [11, 15] have also benefited from these developments.

In this section we introduce a general strategy for jet reconstruction designed for searches of pair-produced resonances in fully hadronic final states, which is simultaneously suitable for both the highly boosted and the fully resolved regimes and that smoothly interpolates between them. The generic process we are interested in is the s -channel production of a resonance X which then decays into a pair of resonances Y , which in turn each decay into a pair of light Standard Model particles, labeled z ,

$$pp \rightarrow X \rightarrow 2Y \rightarrow 4z. \quad (1)$$

The ratio between the masses of the X and Y resonances will determine the degree of boost of the Y resonances and consequently the angular distribution of their decay products z that will be observed in the detector. At parton level, neglecting the mass of the final state particles m_z , the problem is scale invariant and is characterized by a single dimensionless

variable, denoted by

$$r_M \equiv \frac{M_X}{2M_Y}, \quad (2)$$

which is simply the boost factor from the Y rest frame to the X rest frame. In the highly boosted regime, $r_M \rightarrow \infty$, while in the fully resolved regime, where the intermediate resonances Y are produced at rest, $r_M = 1$. Schematic diagrams for the boosted and resolved topologies are shown in Fig. 1.

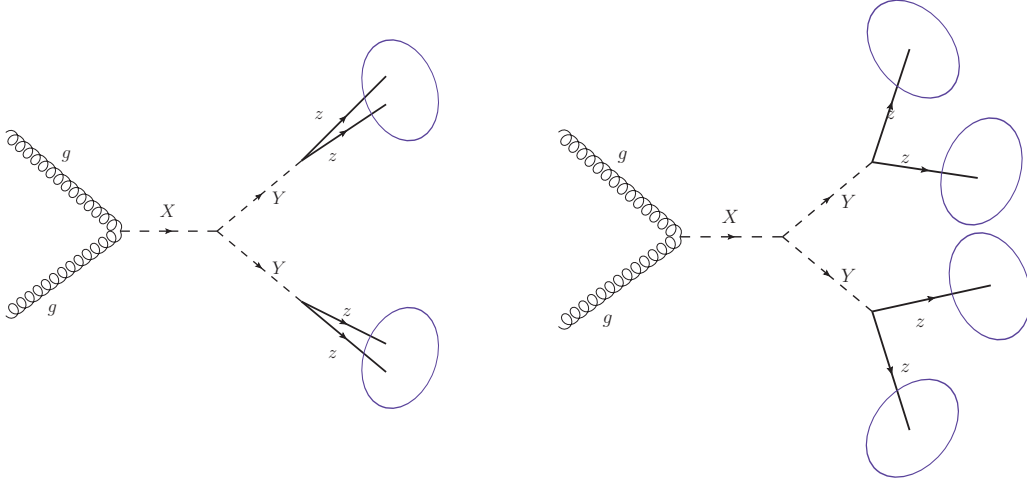


Figure 1: Schematic diagrams for the generic process $pp \rightarrow X \rightarrow 2Y \rightarrow 4z$ in the boosted (left plot) regime, corresponding to large values of the mass ratio $r_M = M_X/2M_Y$, and in the resolved (right plot) regime, corresponding to small values of r_M .

If we assume that the heavy resonance X is produced at rest, so that the laboratory and center-of-mass reference frames coincide, we can parametrize the four momenta of the $X \rightarrow YY$ decay with the convention that $P = (p_{T,x}, p_{T,y}, p_L, E)$. We then have

$$\begin{aligned} P_X &= (0, 0, 0, M_X), \\ P_{Y_1} &= \frac{M_X}{2} (\beta_Y \cdot \sin \theta_Y^* \cos \phi_Y^*, \beta_Y \cdot \sin \theta_Y^* \sin \phi_Y^*, \beta_Y \cdot \cos \theta_Y^*, 1), \\ P_{Y_2} &= \frac{M_X}{2} (-\beta_Y \cdot \sin \theta_Y^* \cos \phi_Y^*, -\beta_Y \cdot \sin \theta_Y^* \sin \phi_Y^*, -\beta_Y \cdot \cos \theta_Y^*, 1), \end{aligned} \quad (3)$$

where Y_1 and Y_2 are the two decay products of the X particle, θ_Y^* is the angle of Y_1 with respect to the beam, and ϕ_Y^* is the azimuthal angle. The boost parameters from the laboratory frame to the rest frame of the Y particles are given by

$$\beta_Y = |\vec{P}_Y|/E_Y = \sqrt{1 - 1/r_M^2}, \quad (4)$$

$$\gamma_Y = 1/\sqrt{1 - \beta_Y^2} = r_M. \quad (5)$$

As one can see, the boost of the Y particles, β_Y , is independent of the absolute masses of X and Y , and depends only on their ratio. It is in this sense that we can consider that the problem at hand is scale invariant: γ_Y does not depend on any absolute mass scale.

Fig. 1 suggests that depending on the value of the mass ratio r_M the search strategy should be different. For large r_M , the resonances Y will be very boosted, and thus the angular distances of their decay products will be small, while for low r_M the four final state particles will be well separated. Since we are mostly interested in the case in which the final state particles z are QCD partons, quarks or gluons, we will end up either with two *fat* jets (in the boosted regime), four well separated jets (in the resolved regime) or one fat and two separated jets (in the intermediate regime). Fat jets are jets for which the substructure pattern is unlikely to have arisen from QCD radiation.

Given that in general we do not have information on the masses of the intermediate resonances, we don't know *a priori* in which of the two regimes we will find ourselves, and it would be beneficial to have a search strategy that simultaneously explores all possibilities. It should exhibit reasonably homogeneous efficiencies and background mistag rates for any value the mass ratio r_M within the physically allowed range. Below, we will present such a combined strategy that simultaneously explores the boosted and resolved regimes.

In order to validate the performance of the strategy that we will propose we have generated events for the generic process Eq. (1) using a toy Monte Carlo simulation. The heavier resonance X is assumed to be produced at rest in the laboratory frame, justified by the fall-off at large masses of parton luminosities [42], and to decay into the two intermediate resonances Y with a homogeneous angular distribution, as if it were a spin-zero particle. The massless decay products of the Y resonance decay are also assumed to decay isotropically in the Y rest frame. In this toy simulation the possible widths of the intermediate resonances are neglected, as well as the masses of the final state particles m_z .

In view of the later applications to Higgs pair production, we will set $M_Y = 125$ GeV and vary M_X in a wide range, although it should be clear that at parton level the event classification will depend only on the ratio r_M . For each of the M_X values in the range from 250 GeV (resolved regime, $r_M = 1$) to 5 TeV (highly boosted regime, $r_M = 20$), we have generated 50K toy MC events.

To study the performance of the jet reconstruction strategy for a realistic collider environment, the parton level events from the toy Monte Carlo have been showered and hadronized with `Pythia8` [43], version 8.170. We have done this for LHC centre of mass energies of 8 and 14 TeV, and we include also underlying event and multiple interactions with the default tune 4C of `Pythia8`. Initial state radiation has been modeled assuming that the resonance is produced in the gluon-gluon channel¹. Parton and hadron-level events were then clustered with the anti- k_t jet algorithm [44] with radius of $R = 0.5$. Such small radii ($R = 0.5$ for CMS, $R = 0.4$ for ATLAS) are used in most experimental multijet analysis.

No additional cuts will be applied to the reconstructed jets at the parton level, so as to avoid introducing any explicit breaking of scale invariance. On the other hand, at hadron-level it becomes necessary to introduce additional kinematic cuts, which explicitly break scale invariance. In this section we will adopt the following set of basic kinematic cuts for jets in hadron-level events:

$$p_{T,\text{jet}}^{\min} \geq 25 \text{ GeV}, \quad |y^{\text{jet}}| \leq 5, \quad H_T \equiv \sum_{\text{jets}} p_{T,\text{jet}} \geq 100 \text{ GeV}. \quad (6)$$

¹This is a good approximation for the warped extra dimensions models that we will introduce as benchmark scenarios in the next section.

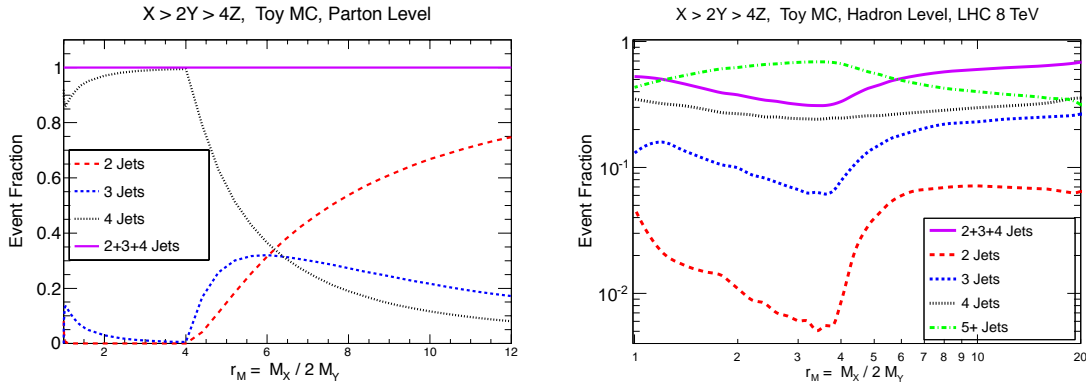


Figure 2: Left plot: the fraction of events with a given number of reconstructed jets, as a function of the resonance mass ratio r_M (Eq. (2)), for parton-level toy Monte Carlo events. No cuts have been applied to the final state particles. Right plot: the same at hadron-level, with the basic cuts Eq. (6) applied. Note that at parton level the only possible topologies are two-, three- and four-jet events, so their sum is equal to the total number of events. A higher density of mass points has been used in the left-hand figure than in the right-hand figure, and for $r_M \lesssim 1.5$ only the left-hand figure gives a faithful representation of the structures that are present.

In the H_T variable the sum goes over the four leading jets of the event above the p_T^{\min} cut. These loose cuts have a very limited effect on the selection efficiencies except at the smallest values of r_M .²

In order to identify the three different regimes, boosted, resolved, and mixed, useful information is provided by evaluating the fraction of events with a given reconstructed jet topology. We show the relative fractions of the different jet topologies in Fig. 2 for both parton and hadron-level, as well as the sum of events with two, three and four jets. At parton level, by construction, events can only have between two and four jets, and we clearly see that four-jet events dominate at low r_M , two-jet events in the boosted regime for large r_M , with the three-jet case in between.³ At hadron-level both the shower and the kinematic cuts break scale invariance, and now we can have events with fewer than two jets, at very low r_M , due to the basic cuts Eq. (6), and with more than four jets due to parton radiation. Note though that still between 30% and 50% of the events, depending on the value of r_M , have between two and four jets.

Given that parton showering can significantly modify the number of jets, an event classification based on the number of jets is not optimal under realistic conditions. Instead, we use an alternative classification, based on the number of *tagged* jets per event, that is, jets that are found to have non-trivial substructure. We will proceed as follows: each of the two hardest anti- k_t jets in the event is reclustered using the Cambridge/Aachen algorithm [45] with $R_{sj} = 1.3$ (where the subscript sj means sub-jet),⁴ and processed with the BDRS mass-drop tagger [46]. This tagger has two parameters μ and y_{cut} . To

² When presenting our final results in Sect. 4 we will adopt more realistic cuts, in line with those of typical LHC searches.

³For $r_M = 1$, symmetry considerations mean that the 3-jet rate is identically zero at parton level.

⁴ Any value substantially larger than the radius used for the anti- k_t jets ($R = 0.5$) would have been suitable. Our concrete choice facilitate the use of the analysis even with older versions of FastJet (v2), which have a restriction $R < \pi/2$.

determine if a jet arises from a massive object, the last step of the clustering for jet j is undone, giving two subjets $j1$ and $j2$, with $m_{j1} > m_{j2}$; if both are significantly lighter than the parent jet, $m_{j1} \leq \mu \cdot m_j$ and the splitting is not too asymmetric

$$\frac{\min(p_{t,j1}, p_{t,j2})^2}{m_j^2} \Delta R_{j1,j2}^2 > y_{\text{cut}}, \quad (7)$$

where $\Delta R_{j1,j2}$ is the angular separation between the two subjets, then j is returned as the tagged jet. Otherwise we replace j with $j1$ and apply the unclustering to the new j , repeating the procedure until we find a subjet for which the mass-drop and asymmetry conditions are both satisfied. If the procedure recurses to the point where it finds a single-particle jet, then the jet is considered untagged. We use the values $\mu = 0.67$ and $y_{\text{cut}} = 0.09$, as in the original BDRS paper [46].

Our strategy is separated into two parts: the analysis chain, which sets the flow of the event classification, and the quality requirements, which determine whether a given topology is classified as a signal event or rejected as a background event. We discuss these two parts in turn.

Analysis chain. We start by examining events with at least two jets after basic cuts. Summarized in the flow chart of Fig. 3, the analysis chain depends on the number of mass-drop jet tags, that is, jets that have been identified by the BDRS tagger to have an internal structure potentially not arising from QCD radiation.

- If the two hardest jets in the event are mass-drop tagged, we examine if these two jets can be identified as arising from the decay products of two boosted Y resonances. This is established by verifying if the two Y candidates satisfy the quality conditions on their mass difference and angular separation listed below, in which case the event is assigned to the **2-tag** sample.
- If the event has a single mass-drop tag among the two hardest jets, or if the event had two mass-drop tags, but was not assigned to the **2-tag** sample, then we examine whether the event can be classified as having an underlying three-jet topology, where the decays of one Y resonance are collected into a single jet but not those of the other. Events with fewer than three jets after cuts are discarded. If there is a single mass-drop tag, the second Y candidate is formed by adding the four-vectors of the other two hardest jets in the event. If there are two mass-drop tags but the event has been rejected in the **2-tag** category, we examine combinations whereby one of the tagged jets is taken to correspond to a first Y candidate, while the other tagged jet is assumed to be a mistag and is combined with a third jet to make up the second Y candidate. If the jet mass and angular quality requirements listed below are satisfied, the event is classified into the **1-tag** sample.
- If no mass-drop tags are found in the event, or tags have been found but the event has failed to be assigned in either of the above categories, we examine the possibility of an underlying four-jet parton kinematics. Discarding events with fewer than four jets passing the basic cuts, we select the jet pairing such that the combination ij and kl of the five hardest jets in the event leads to jet masses M_{ij} and M_{kl} that minimizes the difference $|M_{ij} - M_{kl}|$, and use this pairing to reconstruct the two Y

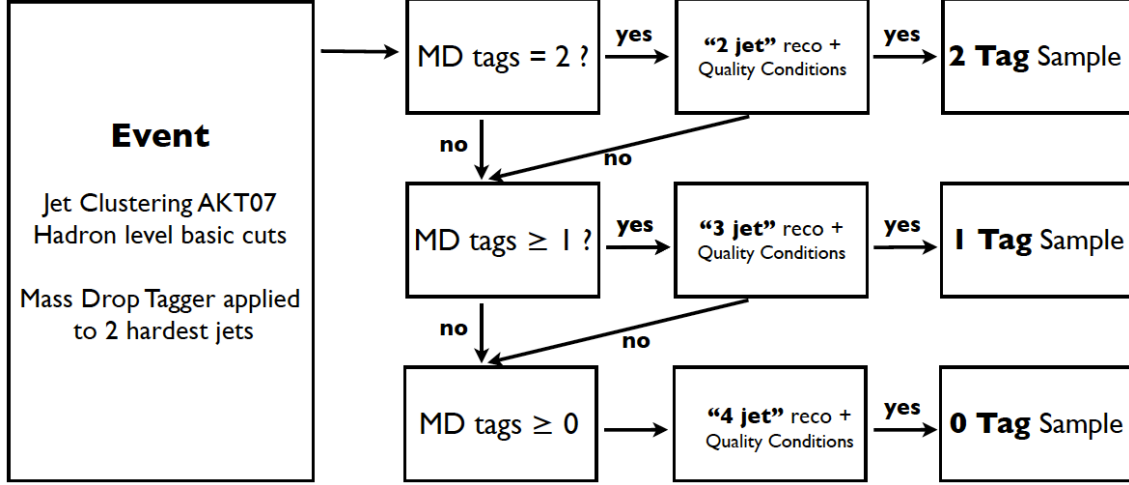


Figure 3: Flow chart summarizing the basic structure of the resonance-pair tagger algorithm. The quality conditions are specified in the text.

candidates.⁵ If these two candidates pass the mass and angular quality requirements given below, the event is classified as belonging to the **0-tag** sample.⁶

Quality requirements. To identify the event as arising from the decay of the X resonance, Eq. (2), additional mass and angular quality conditions are required, which are essential to further suppress the QCD background. Some of these requirements are designed so as to apply similar conditions to both the boosted and resolved topologies.

1. We require the masses of the two Y candidates to be the same up to a given mass tolerance f_m , to account for experimental mass resolution, as well as mass smearing due to underlying event, hadronization and initial and final-state radiation:

$$\left| \frac{(m_{Y1} - m_{Y2})}{\langle m_Y \rangle} \right| \leq f_m, \quad (8)$$

where $\langle m_Y \rangle$ is the average mass of the two reconstructed Y resonances. We assume in this work a fixed value⁷ for the detector mass resolution f_m of 15% [4, 6, 47]. This requirement cannot be made too stringent otherwise a large fraction of signal events would be discarded.

2. In the case in which the mass of the Y resonance is known, the masses of the two Y candidates must lie in a mass window around M_Y , where the width of the window

⁵This choice, as compared to selecting only the four leading jets, improves the efficiency of the resolved configuration since often one gluon from large-angle initial-state radiation can have a larger p_T than the four original b -jets.

⁶Another approach would be to determine if any pairings ij and kl of the five hardest jets in the event satisfy the mass and angular quality requirements. If there are multiple such pairings, then one uses the pairing that minimizes the difference $|M_{ij} - M_{kl}|$ to reconstruct the two Y candidates.

⁷In realistic analysis, the typical mass resolution depends on the mass scale and jet kinematics. The details depend not just on the detector, but also on the experimental jet reconstruction techniques.

is determined by the mass resolution of the detector.

$$M_Y (1 - f_m) \leq m_{Y1}, m_{Y2} \leq M_Y (1 + f_m) . \quad (9)$$

Since we will be considering Higgs pair-production, we will set $M_Y = M_H = 125$ GeV in the following, though this requirement has a small impact in signal events, and is only relevant to suppress the QCD background.

3. The separation in rapidity of the two Y candidates must be smaller than some upper value,

$$\Delta y \equiv |y_{Y1} - y_{Y2}| \leq \Delta y_{\max} , \quad (10)$$

motivated by the fact that for a given mass of the $Y1, Y2$ system, background events, dominated by t -channel exchange, are enhanced in the forward region, while signal events, dominated by s -channel exchange, tend to be more central. We will take $\Delta y_{\max} = 1.3$ in the following, a value optimized from the high mass dijet searches at the LHC [4, 6].

4. Likewise, the separation in rapidity between the two jets of a Y candidate in the resolved case, $y_{Yi,1}$ and $y_{Yi,2}$, with $i = 1, 2$, must also be smaller than some upper value, possibly different from before,

$$\Delta y \equiv |y_{Yi,1} - y_{Yi,2}| \leq \Delta y_{\max}^{\text{res}} , \quad (11)$$

since for these kind of topologies, signal events will be produced closer in rapidity than QCD multijet production. We will take $\Delta y_{\max}^{\text{res}} = 1.5$ in the following, and we discuss below the rationale for this choice.

5. To prevent excessively asymmetric configurations, whenever we have two resolved jets that correspond to a given Y -candidate, one with $p_T^{(1)}$ and the other with $p_T^{(2)} \leq p_T^{(1)}$ (in either the 1-tag sample or the 0-tag sample), we require

$$p_T^{(2)} \geq y_{\text{cut}} \cdot p_T^{(1)} . \quad (12)$$

This cut plays a similar role as the asymmetry requirement in the BDRS mass-drop tagger, Eq. (7), but now in the case of resolved jets, and it helps reject events where a soft jet arises from final-state radiation (FSR).⁸

6. With a similar motivation, for each two resolved jets in a Y -candidate with mass m_{Yi} , with $i = 1, 2$ we impose the mass-drop condition on the masses of these two resolved jets, $m_{Yi,1}$ and $m_{Yi,2}$, as follows

$$\max(m_{Yi,1}, m_{Yi,2}) \leq \mu \cdot m_{Yi} , \quad (13)$$

where μ is the same parameter as in the BDRS mass-drop tagger. Together with the asymmetry condition above, applying the mass drop requirement also in the resolved jets ensure that the same conditions hold for the three different possible topologies, from the highly boosted to the fully resolved regimes. Note, however, that for our default choice of $\mu = 0.67$, the mass-drop cut has only very limited impact on the final reconstruction efficiency.

⁸ To see the equivalence with the cut of Eq. (7), note that for reasonably small ΔR , the mass of the Y candidate is $m_j^2 \simeq p_T^{(1)} p_T^{(2)} \Delta R_{12}^2$. Making use of the fact that $p_T^{(2)} < p_T^{(1)}$, Eq. (7) reduces to $p_T^{(2)} / p_T^{(1)} > y_{\text{cut}}$.

Jet Reconstruction					
R	R_{sj}	R_f	n_{filt}	μ	y_{cut}
0.5	1.3	0.3	3	0.67	0.09

Basic cuts		
p_T^{min}	$ y_{\text{max}} $	H_T^{min}
25 GeV	5.0	100 GeV

Quality requirements			
M_Y	Δy_{max}	$\Delta y_{\text{max}}^{\text{res}}$	f_m
125 GeV	1.3	1.5	0.15

Table 1: Upper table: parameters that define the jet reconstruction strategy, including mass-drop and filtering. Middle table: basic jet and event selection cuts. Lower table: parameters of the quality requirements imposed on the tagged resonances. See text for description.

The values of the parameters used in our implementation of the jet reconstruction strategy are summarized in Table 1.

In addition, in order to improve on resolution, jet masses are filtered [46] as follows: the constituents of each tagged jet are reclustered with a smaller radius $R_{\text{filt}} = \min(\Delta R_{\text{sj},\text{sj}}/2, R_f)$, with $R_f = 0.3$ and $\Delta R_{\text{sj},\text{sj}}$ the angular distance between the two subjets after mass-drop in the boosted case. Then only the three hardest subjets, $n_{\text{filt}} = 3$, are retained to account for at least one QCD emission. The filtering procedure improves mass resolution of the reconstructed resonances [46, 48] and makes the procedure more resilient to soft radiation from the underlying event and pile-up [49].⁹

This jet reconstruction strategy has been implemented in a code based on **FastJet3** [51], and we have processed the parton and hadron-level toy Monte Carlo events through it. We show in Fig. 4 the efficiency of the resonance pair tagging algorithm as a function of resonances mass ratio r_M for the parton and hadron-level toy Monte Carlo events. We show both the total efficiency and the breakup of the efficiencies corresponding to the 2-tag, 1-tag and 0-tag samples. The impact of the moderately loose selection cuts Eq. (6) on the parton-level efficiencies is negligible, and thus the differences between parton and hadron-level arise from initial and final-state radiation.

At parton level, at low r_M , the 0-tag sample dominates as expected from the resolved regime, while for large r_M , the boosted regime, it is indeed the 2-tag sample that dominates. The 1-tag sample is important at intermediate boosts. The combined efficiency is found to be rather flat in all the mass range, between 30% and 40% for all mass values, showing that we are able to obtain a reasonable tagging efficiency irrespectively of the degree of boost of the X resonance decay products. At hadron-level efficiencies are somewhat lower due to additional parton radiation and underlying event at low masses, but still we obtain a reasonable tagging efficiency of between 20% and 30% in all the relevant range, approximately constant for all topologies, except close to $r_M = 1$. The 1-tag sample

⁹In principle for the resolved configuration, one could consider supplementing the analysis chain with the inclusion of a large-angle radiation recovery procedure, to improve on mass resolution, as advocated and used in [4, 5, 7, 48, 50]. Such large-angle radiation recovery procedure leads to the so called wide-jets in the CMS papers [4, 5, 7].

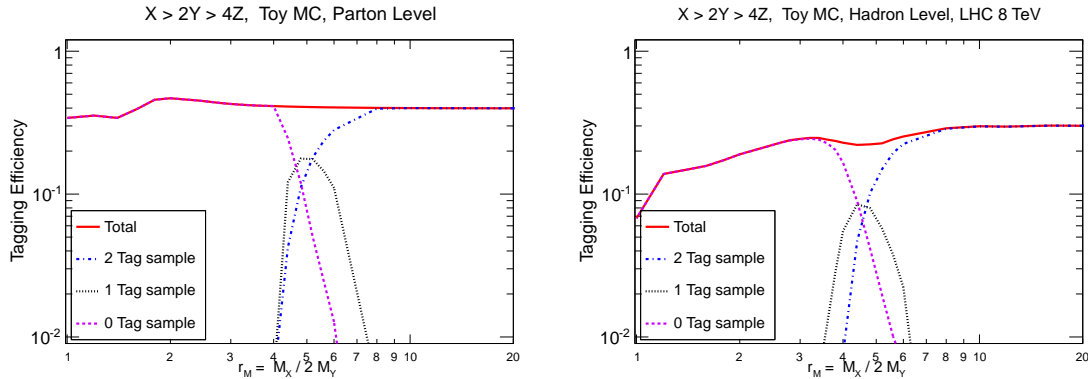


Figure 4: Left plot: The efficiency of the resonance pair tagging algorithm as a function of resonances mass ratio r_M Eq. (2) for parton-level toy Monte Carlo events. We show both the total efficiency and the break-up for the 2-tag, 1-tag and 0-tag samples. No cuts have been applied to the final state particles. Right plot: same for hadron-level events, which include the basic jet selection cuts.

and the low r_M 0-tag sample are the ones most affected by the transition from partons to hadrons.

Let us mention that the production threshold region close to $r_M \sim 1$ is challenging from the jet reconstruction point of view. First of all, there will be a substantial degree of overlap between the decays products of the two Higgs bosons, since the two are at rest, which leads to wrong mass pairings. Second, it is quite frequent that large-angle initial-state radiation (ISR) appears as additional jets, again confusing the pairing of the original jets.

To help understand the efficiencies that we find, let us recall that the asymmetry cut y_{cut} in the BDRS mass-drop tagger leads to an upper bound on the efficiencies of signal events in the boosted regime of approximately $\sim (1 - 2y_{\text{cut}}/(1 + y_{\text{cut}}))$ (this result is exact for the two-prong decay of a highly boosted scalar). For the two tag sample at large r_M , we therefore expect that at parton level the tagging efficiency is given by

$$\epsilon_{2\text{-tag}}^{\text{lim}} \equiv \epsilon_{2\text{-tag}}(r_M \gg 1) = \left(1 - \frac{2y_{\text{cut}}}{1 + y_{\text{cut}}}\right)^2 \cdot \frac{\exp(\Delta y_{\text{max}}) - 1}{\exp(\Delta y_{\text{max}}) + 1} \sim 0.40, \quad (14)$$

for our choice of parameters, where the last factor accounts for the contribution to the total efficiency from the cut in Δy between the two Y -candidate jets.¹⁰ This is exactly what is obtained in Fig. 4. At hadron-level the efficiency in the boosted regime is somewhat smaller due to the contamination from initial-state radiation and the underlying event.

When we have a resolved Y resonance candidate, the separation in rapidity between the two jets must be smaller than some upper value, $\Delta y_{\text{max}}^{\text{res}}$. To determine the value of this cut, we note that in the small R limit, if such a cut is the only one applied to the final state, the efficiency of the fully resolved case for $r_M \sim 1$ is given by

$$\epsilon_{0\text{-tag}}(r_M \sim 1) = \left[\frac{\exp(\Delta y_{\text{max}}^{\text{res}}) - 1}{\exp(\Delta y_{\text{max}}^{\text{res}}) + 1} \right]^2, \quad (15)$$

¹⁰The distribution of Y resonances is flat in $\cos \theta^*$, the decay angle of Y in the rest frame of the X resonance, thus the cut in Δy_{max} directly determines the maximum value of $\cos \theta_{\text{max}}^*$ that will lead to resonance tagging.

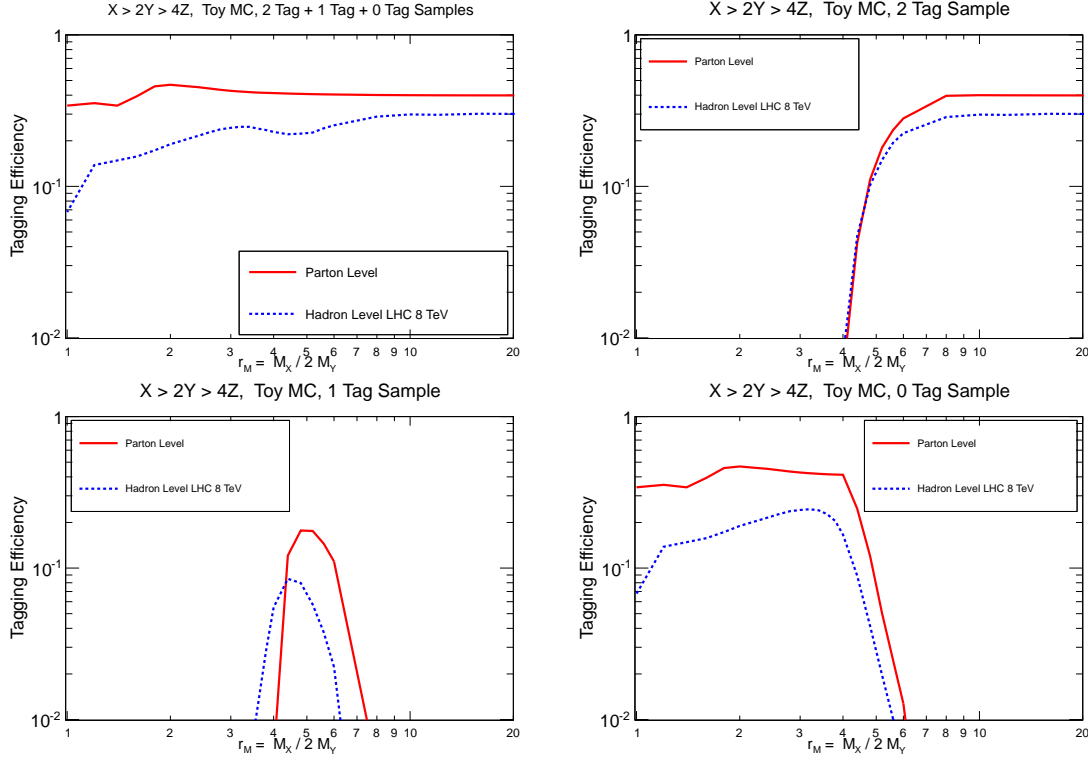


Figure 5: The efficiency of the resonance pair tagging algorithm as a function of the resonance mass ratio r_M , Eq. (2), for toy Monte Carlo events, comparing parton-level and hadron-level results for LHC 8 TeV. We show the total efficiency (upper left plot) and then the break-up for the 2-tag, 1-tag and 0-tag samples. The parton level results including the basic selection cuts Eq. (6) are very close to the inclusive parton level case and thus not shown here.

so demanding that the efficiencies at low r_M match the asymptotic large r_M value, Eq. (14), we obtain

$$\Delta y_{\max}^{\text{res}} = \ln \left(\frac{1 + \sqrt{\epsilon_{2\text{-tag}}^{\text{lim}}}}{1 - \sqrt{\epsilon_{2\text{-tag}}^{\text{lim}}}} \right) \sim 1.5 \quad (16)$$

for the default value of y_{cut} used in the mass-drop tagger algorithm. With this choice, we can achieve at low r_M the same efficiency as at large r_M , at least in the parton-level case without the basic kinematic cuts. Note that this cut ensures not just uniform signal efficiency, but it also is useful for background rejection, especially in scenarios where $M_Y/2$ is substantially larger than the jet p_T^{min} cut.

A final interesting comparison is that of the efficiencies between parton and hadron-level, to gauge the robustness of our event classification based on giving priority to the mass-drop tags. This is useful in order to understand the impact of parton showering and underlying event, as well as of the basic kinematic cuts in the tagging of the heavy resonances. Let us recall that the only difference in the analysis chain between parton and hadron level events are the basic cuts in Eq. (6), and the fact that in the 0-tag case we study the mass pairings of the five leading jets. Results are shown in Fig. 5. We show hadron-level results only for 8 TeV, those at 14 TeV are very similar. The efficiency for

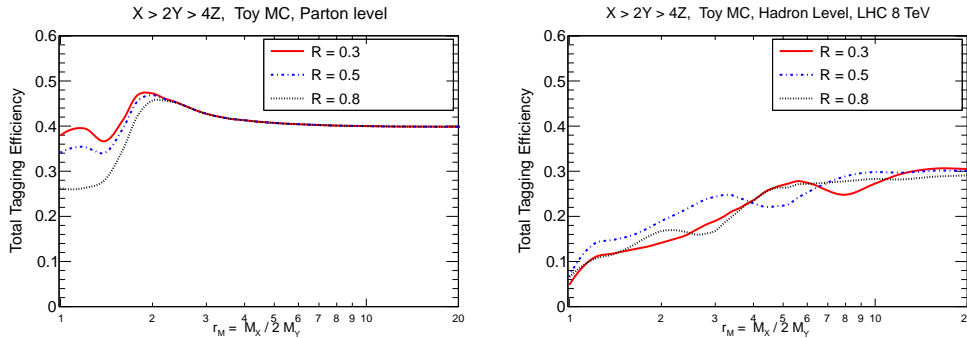


Figure 6: The total tagging efficiency for parton-level events (left plot) and for hadron-level events (right plot) for different values of the jet radii R as a function of the mass ratio r_M . The default radius used in this paper is $R = 0.5$.

the two tag sample is very similar at parton and hadron-level, for all the values for r_M . The efficiencies for 0 and 1-tags sample have a similar shape but a smaller magnitude, and the shape is somewhat shifted down to lower r_M values. This small shift between the parton-level and hadron-level efficiencies is perhaps attributable to transverse boosts induced by initial-state radiation.

Since the jet reconstruction strategy that we advocate is approximately scale invariant, one also expects the results to be reasonably independent of the jet radius R used in the jet clustering: while the relative fraction of 2-tags, 1-tag and 0-tag events will of course vary with R , their sum should be stable. Indeed, we show in Fig. 6 the total efficiency in parton and hadron-level events for three different radii, $R = 0.3, 0.5$ and 0.8 . At parton level, results in the boosted regime are strictly R -independent, as shown in Fig. 6. Except at very low masses, parton-level results are R -independent in all the mass range. For low r_M , the degradation at parton level with increasing R arises in part because the likelihood that the decay products from different Y resonances end up in a single jet is higher for larger R . Also at hadron-level the total tagging efficiency is reasonably independent of R .

To summarize, in this section we have presented our general strategy for a resonance reconstruction analysis that can be applied simultaneously to the boosted and the resolved regimes, with a smooth transition between the two limits. It is clear however that some of the details of the strategy can be modified without affecting the general philosophy. One could study different ways of dealing with the four-jet events rather than selecting the pairings which minimize the relative dijet masses, like cuts in the angular distributions. It is also possible to extend the number of jets considered to build the resolved Y -candidate in the 1-tag case up to the fourth or the fifth jet, in analogy with the procedure used for the 0-tag case.

These modifications could lead to an overall improvement of the tagging efficiency, but the basic strategy would be left unaffected. Finally, other substructure taggers could be used to classify events, such as N-subjettiness [52] or pruning [53] among many others (see [54] for a recent systematic comparison). Note however that those taggers with an asymmetry cut, like mass-drop and pruning, are special, because that cut can be linked with 3- and 4-jet analysis parameters, as done in the present analysis. In this respect, N-subjettiness is quite different, because it is cutting on the radiation pattern in the jet.

3 Resonant Higgs pair production in warped extra dimensional models

Now we discuss the benchmark models that we will consider for resonant Higgs boson pair production. These models are based on the warped extra dimensions scenario [55], where Higgs pair production is mediated by either a Kaluza-Klein (KK) graviton or by a radion. We will assume that the Higgs is the Standard Model boson [56], and consider its dominant decay into two pairs of $b\bar{b}$ quarks. Higgs pair production in the Standard Model has a small cross section [57] (approximately 18 fb at 14 TeV), but larger rates can be expected in New Physics models [34, 58] like supersymmetry, composite models, and warped extra dimensions. With this motivation, in this section we review the theoretical expectations for resonant Higgs pair production in the context of warped extra dimensional models, keeping in mind that the strategy proposed in this paper is equally valid for any other Higgs pair production scenario.

Due to Bose symmetry, only resonances of spin zero and spin two can decay on-shell into a pair of Higgs bosons. Both types are present in models with warped extra dimensions. They are referred to as radion and KK-graviton, denoted by ϕ and G respectively. These models can naturally explain the large hierarchy between the Planck and electroweak scales by introducing a nontrivial geometry in the extra dimension. The background metric for the case of a single extra dimension is given by

$$ds^2 = e^{-2ky} \eta_{\mu\nu} dx^\mu dx^\nu - dy^2, \quad (17)$$

where y refers to the coordinate in the 5th dimension and k is related to its curvature. The so-called ultraviolet (UV) and infrared (IR) branes are introduced at $y = 0$ and $y = L$, respectively. Depending on the scenario, SM fields can be localized in the IR brane or be allowed to explore the 5th dimension as well. At each position in the extra-dimension y_* , the local cutoff is given by [59]

$$\Lambda(y_*) = e^{-ky_*} \Lambda(y = 0). \quad (18)$$

If one assumes that the fundamental scale of the theory $\Lambda(y = 0)$ is the reduced Planck mass $\bar{M}_P \sim 2.4 \times 10^{18}$ GeV, this scale would be locally shifted to lower values as one moves into the extra-dimension. Physics at the IR brane would have a cutoff at the TeV scale, if one requires a mild tuning of $kL = \mathcal{O}(50)$. This is the solution to the hierarchy problem in warped extra-dimensions, where Planck-scale physics appears as TeV physics via the warping in the local cutoff.

As in any model with compact extra dimensions, one expects the existence of a tower of massive resonances for each particle propagating in the extra-dimensions, called the Kaluza-Klein (KK) resonances. In particular, the graviton and the radion (and their associated KK towers) are described by the tensor and scalar quantum fluctuations of the metric, introduced as an expansion in Eq. (17)

$$g_{\mu\nu} = e^{-2ky} \eta_{\mu\nu} \rightarrow e^{-2(ky+F(x,y))} (\eta_{\mu\nu} + G_{\mu\nu}(x, y)). \quad (19)$$

The fluctuation of the size of the extra dimension y is described by the 4D scalar radion field, denoted here by ϕ :

$$F(x, y) \propto e^{2ky} \phi(x), \quad (20)$$

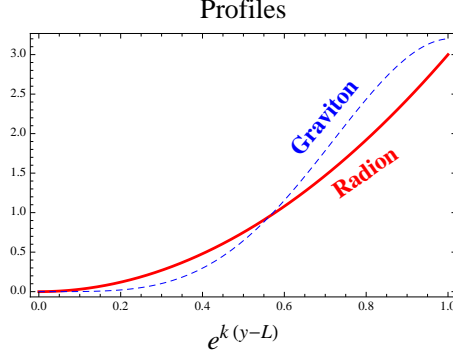


Figure 7: Relative localization of the graviton (blue-dashed) and radion (red-solid) in the extra-dimension. The profiles shown are the y -dimension component of the wave functions Eqs. 20 and 21.

where $\phi(x)$ is the 4D wave function and e^{2ky} the localization profile in the fifth dimension. The fluctuations of 4D space-time are described by the graviton field $G_{\mu\nu}(x, y)$. The massless zero mode of this field corresponds to the usual graviton. The first massive excitation, the lightest KK-graviton which will focus on, is

$$G_{\mu\nu}^{(1)}(x, y) \propto e^{2ky} J_2\left(e^{2ky} \frac{m_G}{k}\right) G_{\mu\nu}^{(1)}(x), \quad (21)$$

where J_2 is a Bessel function and m_G the graviton mass. The mass of the KK-graviton is related to k/\overline{M}_P and to the ultraviolet mass scale of the theory Λ_G by

$$m_G = \frac{k}{\overline{M}_P} x_1 \Lambda_G, \quad (22)$$

where $x_1 = 3.83$ is the first zero of the Bessel function J_1 . The three parameters, k , the UV mass scale Λ_G and the reduced Planck mass \overline{M}_P are related by $\Lambda_G = e^{-kL} \overline{M}_P$. The mass scale Λ_G is expected to take a value in the few TeV range.

We neglect the effect of localized kinetic terms, which would change the value of x_1 [60]. We show the radion/graviton localization profiles in Fig. 7: both fields are localized towards the infrared brane, but the graviton localization is stronger.

The radion and KK-graviton couplings to the SM particles are fixed by the action

$$S = -\frac{1}{2} \int d^4x dy \sqrt{g} \delta g_{MN} T^{MN} \quad (23)$$

where M, N are 5 D indexes and T^{MN} is the 5D energy-momentum tensor involving all fields. After dimensional reduction, the effective coupling between the radion and KK-graviton lightest mode and the SM is given by:

$$\mathcal{L} = -\frac{c_i}{\Lambda_G} G^{\mu\nu(1)} T_{\mu\nu}^i - \frac{d_i}{\Lambda_\phi} \phi T_\mu^{\mu i} \quad (24)$$

where the $T_{\mu\nu}^i$ are the four-dimensional energy-momentum tensors of the Standard Model species $i = b, f, V, H, \dots$, and V denotes a generic gauge boson. Here we are neglecting

corrections depending on the fermion localization parameters c_L and c_R , that are small when the fermions are localized in IR brane such as the top quark and they are not large for the b quark [61]. It is important to notice that the radion couples to the trace of the energy-momentum tensor, which vanishes at the classical level for massless gauge fields. Note also that the radion scale is related to the KK-graviton scale by $\Lambda_\phi = \sqrt{6}\Lambda_G$ [62].

The coefficients c_i and d_i are proportional to the wavefunction overlap of the graviton/radion and the SM fields. For example, the Higgs is IR-localized, as its vacuum expectation value and mass are IR effects. The fact that the KK-graviton wave-function, Eq. (21), is more peaked towards the IR brane than the radion, Eq. (20), as shown in Fig. 7, translates into a stronger coupling of the graviton to the Higgs, beyond what is expected from the trivial rescaling of Λ_ϕ and Λ_G .

In the original Randall-Sundrum model (RS1) all SM fields are localized in the IR brane, so all couplings are $c_i \simeq \mathcal{O}(1)$. More realistic models, consistent with experimental constraints, must have SM fields in the bulk, leading to different values of the couplings c_i . A well motivated configuration, which we will refer to as *bulk* RS [63], predicts that the SM fields communicating to the EWSB sector are peaked towards the IR brane. This is the case of the Higgs and longitudinal W and Z bosons, and possibly the top quarks. Light fermions would be localized near the UV brane, whereas massless gauge bosons are de-localized. The graviton and radion would then couple preferentially to IR localized fields, namely h , W_L , Z_L and possibly t as well. The coupling to γ and g is suppressed by a volume factor $\simeq 1/kL$, and the coupling to light fermions (including the quarks in the proton) would be extremely suppressed. In summary, the two scenarios we are going to consider, RS1 and Bulk RS are defined by the following hierarchy of couplings of the KK graviton to SM particles:

RS1 scenario:	$c_H = \text{all the other } c_i \simeq \mathcal{O}(1)$	(25)
Bulk RS scenario:	$c_H \simeq c_{Z,W,t} \simeq \mathcal{O}(1) \simeq (kL) c_{\gamma,g} \gg c_{u,d,\ell\dots}$	(26)

As an example, the stress-energy tensor for the Higgs field is given by

$$T_{\mu\nu}^H = \partial_\mu H \partial_\nu H - \frac{1}{2} g_{\mu\nu} (\partial_\alpha H \partial^\alpha H - m_H^2 H^2) \quad (27)$$

which results in the following couplings,

$$\mathcal{L} \supset -\frac{c_H}{\Lambda_G} G_{\mu\nu}^{(1)} \partial^\mu H \partial^\nu H + \frac{d_H}{\Lambda_\phi} \phi (\partial_\alpha H \partial^\alpha H - 2m_H^2 H^2) \quad (28)$$

We do not consider a non-minimal Higgs coupling to gravity, which would require the use of an “improved” energy-momentum tensor [64] and would lead to a Higgs-radion mixing [65, 66], since mixing is not relevant in our case where we require $M_\phi \geq 2M_H$. The Feynman diagrams relevant for Higgs pair production mediated by a radion ϕ and a KK-graviton $G_{\mu\nu}^{(1)}$ are schematically shown in Fig. 8.

In the remainder of this section we will discuss the production rates of the radion and graviton in the RS1 and Bulk-RS scenarios. It is beyond the scope of this paper to review the experimental constraints on the parameter space of these models. A discussion of the

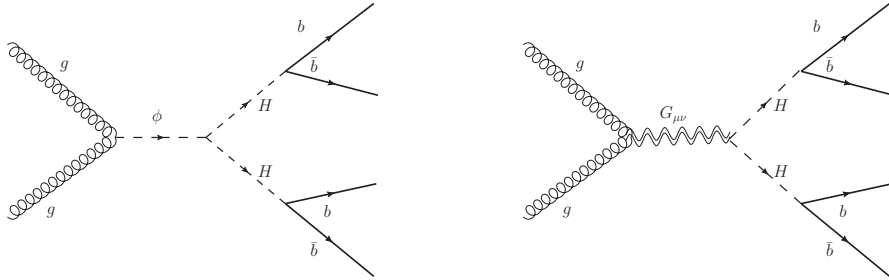


Figure 8: Feynman diagrams for Higgs pair production in warped extra dimensions models mediated by a radion ϕ (left plot) and a KK-graviton $G_{\mu\nu}$ (right plot). The Higgs bosons then decay into a pair of b quarks.

implications of recent measurements for limits on extra dimension models can be found in [23, 67–69]. Note that when experimental limits arise from decays to photons, leptons and four-fermion operators involving light fermions, they can be interpreted only in the context of RS1 but not in the bulk RS scenario. Bounds on the radion mass as a function of the cutoff scale Λ_ϕ have been compiled in Refs. [70, 71].

3.1 Production rates at the LHC

The production rates of the radion and the graviton at hadron colliders will depend on the respective couplings to the light quarks and gluons in the incoming protons. In RS1, the graviton couples to light quarks and gluons with the same coefficient $\mathcal{O}(1)$, whereas in the Bulk-RS scenario the couplings to light quarks are very suppressed. The coupling of the graviton to gluons in the bulk RS model is given by

$$c_g = \frac{2(1 - J_0(x_1))}{kLx_1^2|J_2(x_1)|} \simeq 0.02 \quad (29)$$

whereas in RS1 $c_g = 1$.

The coupling of the radion ϕ to gluons (and to photons) vanishes at tree level due to classical scale invariance. At 1-loop level it arises due to the trace anomaly, which is related to the beta function, and the top quark triangle diagram. We denote by κ_g^ϕ the coupling of the radion to gluons defined by

$$\kappa_g^\phi \frac{\phi}{\Lambda_\phi} G_{\mu\nu}^a G^{a\mu\nu}, \quad (30)$$

where κ_g^ϕ is given by [61]:

$$\kappa_g^\phi = -\frac{\alpha_s b_3}{8\pi} - \frac{1}{4kL}, \quad (31)$$

where we have neglected the top loop contributions. The coefficient of the QCD β function is $b_3 = 8$. The RS1 case corresponds to neglecting the volume suppressed term. Note that as compared to the graviton, for the radion production cross section there is less model

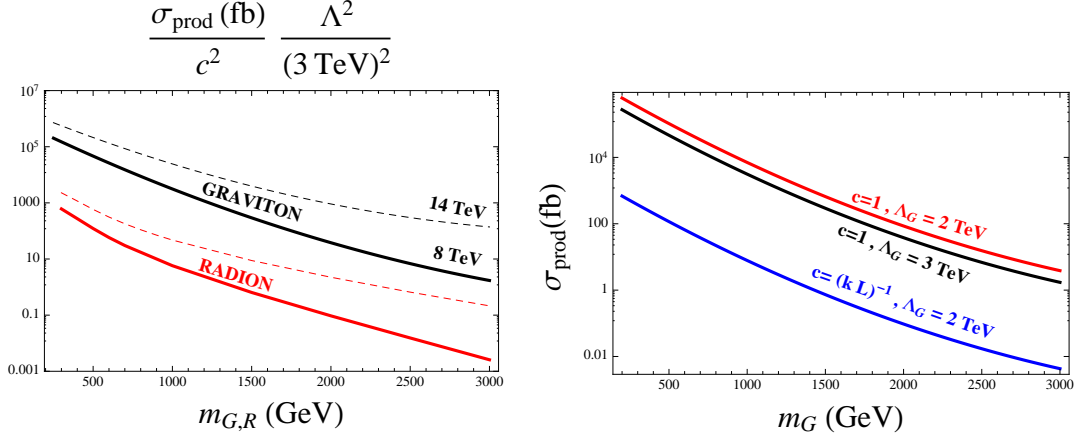


Figure 9: (Left plot) Production cross sections as a function of the graviton and radion masses ($m_{G,R}$), where the trivial dependence on the scale $\Lambda = \Lambda_{G,R}$ and the coupling to gluons ($c = c_g$, 1) is factored out. Solid (dashed) lines correspond to 8 (14) TeV. (Right plot) Graviton cross sections (at 8 TeV), for specific choices of $c_g=1, 1/kL$ corresponding to RS1 and bulk RS.

flexibility in that the coupling to the gluons is fixed independently of the localization of the SM fields.

In the following we will assume that gluon fusion is the dominant process for both radion and KK-graviton production at the LHC. This is certainly true for the radion, and also for the graviton in the bulk RS scenario, where the couplings to the light quarks in the proton are very suppressed. In the narrow width approximation, the production cross section via gluon fusion of a particle X with mass M is given by

$$\sigma_{pp \rightarrow X}(M, s) = \int_{\tau}^1 L_{gg}(\hat{\tau}) \hat{\sigma}(gg \rightarrow X)(\hat{\tau}s) d\hat{\tau}, \quad (32)$$

where here $\tau = M^2/s$ and L_{gg} is the gluon luminosity function.

We computed the production cross section of the processes $pp \rightarrow G, \phi$ at leading order (LO) using **Madgraph5** [72]. The results are shown in Fig. 9. We plot the production cross section, where we have factored out the trivial dependence on the coupling to gluons and the scale of dimension-five operators, Λ_G and we also show the cross section for specific values of those parameters.

Notice that the KK-graviton production cross section is larger than the corresponding radion cross section due to the fact that the radion coupling to gluons is loop induced, whereas the KK-graviton has tree-level couplings to gluons. Also, the KK-graviton has five degrees of freedom, compared to the single degree of freedom of the radion.

3.2 Graviton and radion decays

In RS1, with all the SM fields localized on the IR brane, a heavy graviton would decay democratically to all degrees of freedom. In the bulk RS, the Higgs and fields associated with EWSB are still IR localized, and using the equivalence theorem, one can show that [73]

$$\Gamma(G \rightarrow HH) = \Gamma(G \rightarrow Z_L Z_L) = \Gamma(G \rightarrow W_L^+ W_L^-)/2 = \frac{1}{960 \pi} \frac{m_G^3}{\Lambda_G^2} \quad (33)$$

In bulk RS, the width to gluons and photons is suppressed by the *effective* volume kL ,

$$\Gamma(G \rightarrow gg) = 8\Gamma(G \rightarrow \gamma\gamma) \simeq 8 \frac{\Gamma(G \rightarrow HH)}{kL} \simeq 10^{-1} \Gamma(G \rightarrow HH) . \quad (34)$$

The graviton would also couple to fermions localized near the IR brane. In many models, third generation quarks are pushed towards the IR brane via a localization parameter ν , which is a ratio of a 5D mass term, M_f , and the curvature, $\nu = M_f/k$. The effect of ν is as follows: for $\nu = 1/2$, the *conformal value*, the fermion zero mode is delocalized in the extra dimension, as the profile is flat and does not prefer a particular location inside the extra-dimension. For $\nu > 1/2$, the fermion zero-mode will be localized towards the IR brane, whereas for $\nu < 1/2$, the localization is near the UV brane.

The width to tops is given by

$$\Gamma(G \rightarrow t\bar{t}) = \frac{1}{240\pi} f(\nu_t)^2 \frac{m_G^3}{\Lambda_G^2} \quad (35)$$

for $m_G \gg 2m_t$. We have defined

$$f(\nu_t) = \frac{3}{2} \frac{1 + 2\nu_t}{1 - e^{-kL(1+2\nu_t)}} \int_0^1 dy y^{2+2\nu_t} \frac{J_2(3.83y)}{J_2(3.83)} . \quad (36)$$

The branching ratio of the graviton to the Higgs depends on the top localization as

$$BR(G \rightarrow HH)(\nu_t) \approx \frac{1}{4} \frac{1}{1 + f(\nu_t)^2} \quad (37)$$

In Fig. 10 we show that the maximal branching ratio to a Higgs boson pair is 25% (when the Higgs is 1/4 of the IR degrees of freedom), and quickly decreases as one increases the branching ratio to top quarks (increasing the value of ν_t , and therefore the localization towards the IR brane).

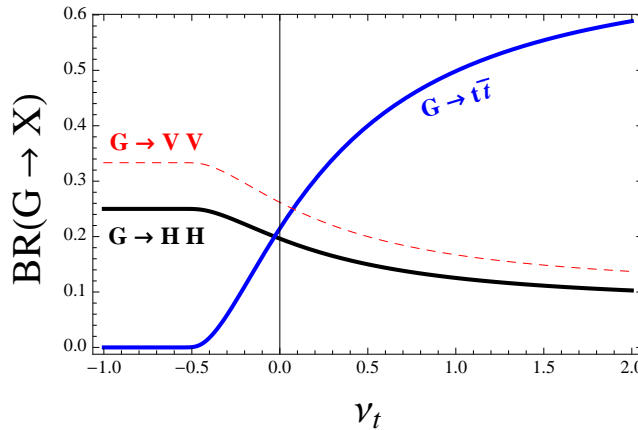


Figure 10: Branching ratios of the graviton to the Higgs (black), tops (blue) and vector bosons (red-dashed), as a function of the top localization parameter ν_t .

The dominant decay modes of the radion are into pairs of massive gauge bosons, Higgs bosons and top quarks. Since the couplings are determined by the masses of the final state particles, and these masses arise from the TeV localized Higgs boson, the RS1 and bulk RS couplings are the same at leading order. The corresponding widths (for large m_ϕ) are:

$$\Gamma(\phi \rightarrow HH) = \Gamma(\phi \rightarrow ZZ) = \Gamma(\phi \rightarrow WW)/2 = \frac{1}{32\pi} \frac{m_\phi^3}{\Lambda_\phi^2} \quad (38)$$

and

$$\Gamma(\phi \rightarrow t\bar{t}) = \frac{3}{8\pi} \left(\frac{m_t}{m_\phi}\right)^2 \frac{m_\phi^3}{\Lambda_\phi^2}. \quad (39)$$

Hence, for large radion masses the branching fraction to a pair of Higgs bosons is approximately 25%, independent of Λ_ϕ , since the contribution from decays to top quarks can be neglected. We note that for the smaller m_ϕ values that are relevant for phenomenology the decay into top quarks should in principle be taken into account, but in this work for simplicity we will assume that $BR(\phi \rightarrow HH) = 25\%$ independent of the radion mass.

3.3 Composite duals and model dependence

So far, we have described Higgs pair production via gluon fusion into a radion or KK-graviton in warped extra-dimensions. In this context, the graviton cross sections are larger than the radion by at least an order of magnitude, and there is little room for changing this hierarchy.

To test how robust this prediction is, we would like to approach this model building in extra-dimensions from the point of view of holography. In this approach, models in warped extra dimensions are an *analogue computer* for strong interactions. This duality between 4D strongly-coupled theories and 5D weakly-coupled theories with gravity was inspired by the AdS/CFT correspondence, but took hold on a more qualitative basis [74] and has been used to build models of QCD [75], technicolor [76], composite Higgs [77], and even condensed matter systems [78], with some success. In this context, the KK resonances, a consequence of compactification, are the holograms of massive resonances due to confinement.

The KK graviton is therefore the dual of a spin-two bound state in a strongly coupled theory, very much like the f_2 of QCD [79]. One could then wonder how different the coupling structure of the f_2 -like resonance would be with respect to the KK-graviton. As was shown in Ref. [80], the couplings we propose in Eq. (24) saturate the possibilities, once Lorentz, gauge and CP invariance are assumed. No other structures are allowed up to dimension-six operators. Hence, our KK graviton analysis can be directly generalized to strongly coupled sectors with spin-two resonances. Moreover, if the new strongly coupled sector participates in the electroweak symmetry breaking mechanism, a sizable coupling to Higgses would be expected.

The dual of the radion would be the dilaton, the Goldstone boson of scale invariance.¹¹ The dilaton couplings at tree level would be perfectly mimicked by the radion couplings,

¹¹It is unclear whether in QCD one would have such a creature, but some proposals are the $f(975)$ resonance [81] of the σ particle [82].

as the dilaton will couple to the trace of the stress tensor. This can be shown by writing down an effective theory where the dilaton is spurion of the scale symmetry [83]. Within this analysis, the loop contributions to the dilaton to massless gauge bosons will follow the same structure as the anomalies written in Eqs. (31). Therefore, our analysis of the radion couplings is also applicable to a dilaton in a composite sector.

In summary, the structure of couplings we describe for the KK-gravitons and radion would be the same for the bound state duals. The main difference between the analysis in extra-dimensions and composite theories is the strength of the coupling. For example, one could imagine a composite theory where the spin-two resonance is made up of colorless techni-quarks, hence there would be no tree-level coupling to gluons, whereas the dilaton couplings would be determined by the scale symmetry. In this case, one would expect a larger production of dilaton than spin-two resonances.

4 New Physics searches in the $HH \rightarrow 4b$ final state

In this section we apply the general resonance tagging strategy presented in Sect. 2 to a particular scenario, namely the resonant Higgs boson pair production which then decays into four b -quarks. The results presented here are model independent and can be applied to any generic BSM model with enhanced Higgs pair production [33, 34, 58], though we will provide an explicit interpretation of exclusion limits in terms of the radion and graviton couplings in the warped extra dimension models of Sect. 3.

First of all, we discuss the Monte Carlo event generation for the signal and background events with **MadGraph** and **Pythia** and evaluate the tagging efficiency as a function of r_M , to compare with the approximate kinematics of the toy MC used in Sect. 2. We recall that the main differences between the toy MC and **MadGraph** are that the latter includes the rapidity distribution for the X resonance and the correct angular distributions of a spin-two particle in the case of the graviton. Then we present the different assumptions that underlie our implementation of b -tagging. A discussion of the background rejection capabilities of the tagging algorithm follows, where we show that the combination of the resonance tagging and b -tagging reduces the QCD multijet background by several orders of magnitude. In the last part of the section we present the implications in terms of model independent searches in the $HH \rightarrow 4b$ final state, and interpret these results in terms of exclusion ranges in the parameter space of warped extra dimension models.¹²

4.1 Monte Carlo signal event generation

Our benchmark model is s -channel Higgs boson pair production mediated by a radion or a massive Kaluza-Klein graviton resonance in scenarios with warped extra dimensions. We have implemented these scenarios in the **Madgraph5** Monte Carlo program [72].¹³ While the

¹²The feasibility of the $4b$ final state to probe BSM resonant pair-production with jet substructure was also investigated in Ref. [94] in the context of composite octet searches.

¹³Our results have been generated at leading order only; NLO corrections for resonant double-Higgs boson production have been calculated in the context of the minimal supersymmetric standard model, in the heavy top-mass limit, in Ref. [84] and were found to be substantial, giving a K -factor of order 2. Similar corrections are probably relevant to our radion case. However, given that other aspects of our study are probably not under control beyond a factor of two, e.g. the b -tagging assumptions for the background, we will conservatively not include the NLO signal enhancement.

main motivation to study both radion and graviton simultaneously is to cover a wider range of the model parameter space, a useful by-product is to validate the jet finding strategy for two different angular distributions of the decay products. Indeed, from the kinematic point of view the radion and graviton cases are identical (for equal masses) except for the different angular decay distributions of spin-zero and spin-two particles. Note that in the radion case, since the radion is an scalar, the kinematics and angular distribution will be very close to those of the toy Monte Carlo of Sec. 2 used to validate the resonance tagging algorithm, with the only difference arising from the rapidity distributions of the radion.

We have followed Ref. [85] to model the radion couplings to the Higgs boson and to gluons using the **FeynRules** framework [86]. The implementation of the model has been based on the default **MadGraph5** model with effective theory coupling of the Higgs to gauge bosons. In addition to the SM parameters, in the radion model we have four additional parameters: the radion mass, M_ϕ , the ultraviolet mass scale of the theory, Λ_ϕ , the radion-Higgs mixing parameter, ξ , and the compactification scale, kL . These parameters take the value $\Lambda_\phi = 3$ TeV and $kL = 35$, supplemented by the no mixing condition that reads $\xi = 0$. The absence of mixing is justified by the fact that the radion masses considered will be always much larger than the Higgs mass. Any modification of Λ_ϕ translates into a trivial rescaling of the total rates.

To simulate the graviton production we have used the standard Randall–Sundrum model as implemented in **MadGraph5**. Here the relevant additional parameters are only the graviton mass M_G and the ultraviolet mass scale of the theory, Λ_G , chosen to be $\Lambda_G = 3$ TeV. As pointed out on the Sect. 3, the mass scales Λ_ϕ and Λ_G of the radion and the graviton are theoretically related. However, from the practical point of view we select independently the parameters of the two models in order not to impose additional constraints on the search ranges. For both radion and graviton event generation the narrow width approximation has been assumed.

We have generated events for radion and graviton production for a range of masses between 250 GeV and 3 TeV. Higher masses lead to too small cross sections to be of any phenomenological interest. As in the case of the toy Monte Carlo events, **Madgraph5** parton level events were showered and hadronized using **Pythia8** with the same settings for underlying event and multiple interactions.

We have already discussed in Sect. 2 the tagging efficiency of the algorithm for the toy Monte Carlo kinematics, both at parton and at hadron level. However, the basic selection cuts did not match those of a realistic experimental analysis. We will use the following selection cuts instead in the rest of this paper:

$$p_T^{\min} \geq 50 \text{ GeV}, \quad |\eta^{\text{jet}}| \leq 2.5, \quad H_T \equiv \sum_{\text{jets}} p_T^{\text{jet}} \geq 300 \text{ GeV}. \quad (40)$$

These cuts are inspired by typical trigger and angular acceptances of the LHC experiments [11, 12].

We show in Fig. 11 the comparison between the hadron-level tagging efficiencies at LHC 8 TeV between the toy Monte Carlo events and the **MadGraph** radion and graviton events, as a function of the mass ratio r_M . As we can see, the toy MC results agree well with the radion events, which is a non trivial cross-check that event generation is under control. Also, the efficiencies for the radion and graviton are very similar, showing that the spin-zero vs. spin-two angular distributions do not lead to any large differences at

the level of the reconstruction.¹⁴ Note that we have generated fewer mass points with **MadGraph5** than with the toy MC, hence the somewhat less smooth distributions in the former case.

One significant difference between Fig. 11 and the results of Sec. 2, is the much lower efficiency in the low r_M region. It is a consequence of the larger H_T cut in Eq. (40) than in Eq. (6), which severely reduces the fraction of tagged events when $m_X \lesssim 300$ GeV. Insofar as the H_T cut is present mainly to limit trigger bandwidth, one could also imagine lowering it and then controlling bandwidth by means of trigger-level b -tagging.

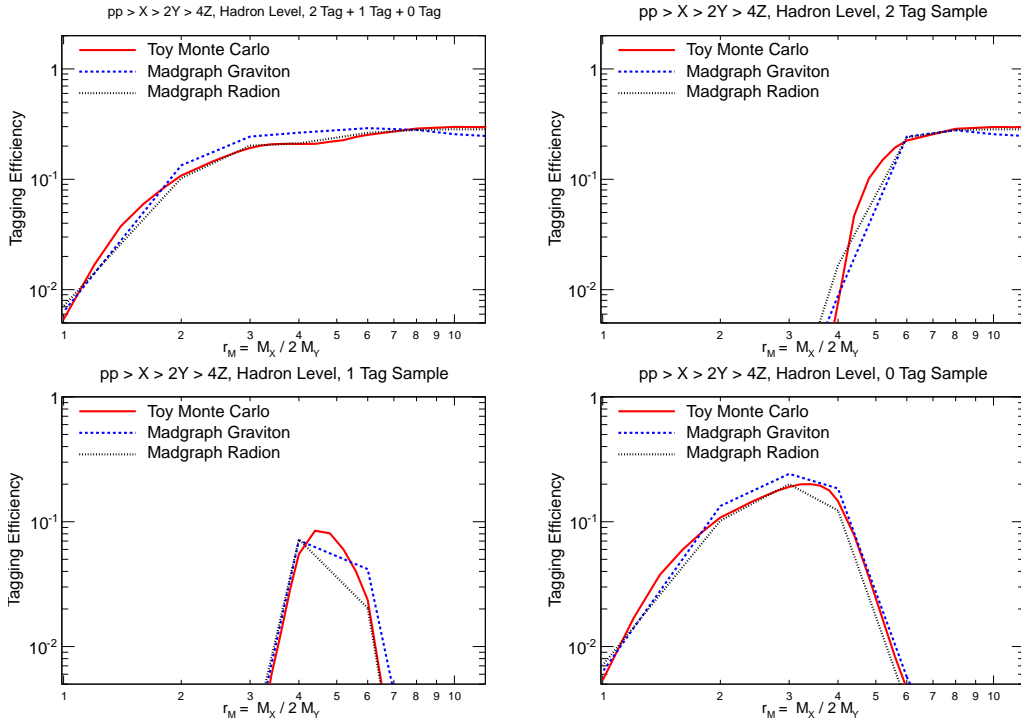


Figure 11: Comparison between the hadron-level tagging efficiencies, at the 8 TeV LHC, for the toy Monte Carlo events and the radion and graviton **MadGraph5** events. We show the total efficiencies and the breakup in different tagged samples, as a function of the boost factor r_M .

4.2 B tagging

The final state that we are interested in includes four b -quarks from the decays of the two Higgs bosons. Therefore, b -tagging will be an important ingredient to improve the signal over background ratio. We have adopted in this study a b -tagging scenario that we expect to be realistic (possibly conservative), inspired by the ATLAS and CMS capabilities [19, 20, 87, 88]. The probability of tagging a b -quark is taken to be $f_b = 0.75$, the mistag probabilities of c -quarks, $f_c = 0.10$, and of light quarks and gluons, $f_l = 0.03$. We apply the b -tagging conditions on the parton level events after showering but before hadronization,

¹⁴At first sight this may appear to be surprising, given that the radion and graviton angular decay distributions are substantially different. However our $\Delta y_{\max} = 1.3$ cut is sufficiently large that the integral of the Δy distribution up to Δy_{\max} is not too dissimilar in the two cases.

that is, we tag b quarks rather than B hadrons. We will require one b -tag per Higgs candidate. In detail it is implemented as follows:

- Determine the number of b -quarks within each of the two Higgs candidates' jets. Such candidate jets can be a single anti- k_T jet with radius R (in the boosted regime) or a jet composed by the sum of two different anti- k_T jets (in the resolved limit).
- A Higgs candidate jet is considered to be b -tagged if it contains at least one b quark with $p_{T,b} \geq p_{T,b}^{\min} = 10$ GeV. The b -tag efficiency is denoted by f_b .
- A Higgs candidate jet which does not fulfill the previous condition, but contains at least one c quark with $p_{T,c} \geq p_{T,b}^{\min}$, will be b -tagged with a mistag probability f_c .
- A Higgs candidate jet which contains only light quarks and gluons will be b -tagged with a mistag probability f_l .¹⁵
- b -tagged events are those for which the two Higgs candidates' jets have been both b -tagged.

Therefore, events will be given different weights according to the number of b and c quarks present in each of the two Higgs candidate jets. For instance, if the two Higgs candidates' jets each contain at least one b quark, the event is assigned a weight $f_b^2=0.56$. This is the same probability for signal events and for QCD background events where two b quarks end up each in a Higgs candidate jet.

We could also have considered a more optimistic scenario for the b -tagging, in which each Higgs candidate is required to have two b -tags. In particular CMS has demonstrated the ability to tag pairs of B -hadrons even for angular separations $\Delta R_{b\bar{b}} < 0.4$ [87], which suggests that this scenario could be viable also in the highly boosted limit where the B -hadrons are within a single anti- k_T jet.

Results for the b -tagging efficiencies for graviton mediated Higgs pair production at the LHC 8 TeV as a function of r_M are shown in Fig. 12. As we can see, for the relevant mass range we have approximately a 15% constant signal efficiency after taking into account the resonance tagging algorithm and the b -tagging.

4.3 QCD multijet background simulation

The dominant Standard Model background to multijet final states that leads to event topologies similar to the signal is QCD jet production. We have therefore produced a large sample of QCD multijets with `Pythia8` [43], starting from dijet configurations and with the shower radiation taking care of generating the higher-order jet topologies. These events include a subset with two and also four B -hadrons in the final state. The resulting hadron level events are then processed through the same analysis chain as the signal events. There are several ways in which QCD radiation can mimic the conditions for resonance tagging: for example, fake mass drops can be generated from a sufficiently symmetric

¹⁵ Strictly speaking, since there are two jets in a “resolved” Higgs candidate, the mistag probability is closer to $2f_l$. However, at the level of factors of two, our b -tagging estimates for the backgrounds are probably not accurate. On one hand, for example, ATLAS [19, 20] obtains somewhat better light-jet rejection than the $f_l = 0.03$ that we use. On the other hand, light-jet rejection factors will anyway depend on p_t of the jets and potentially also their proximity to other jets.

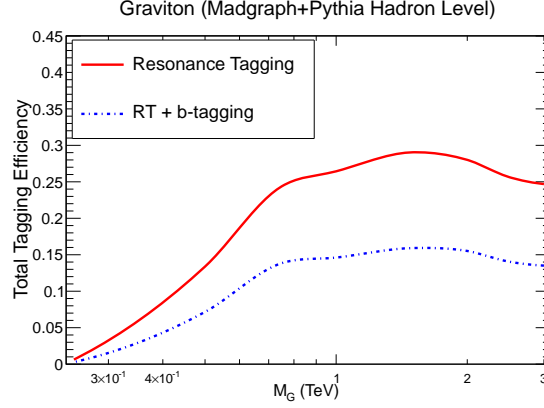


Figure 12: The b -tagging efficiencies for graviton mediated Higgs pair production at the LHC 8 TeV. We show the efficiency of the resonance tagging (same as in the upper right plot of Fig. 11) together with that including the b -tagging.

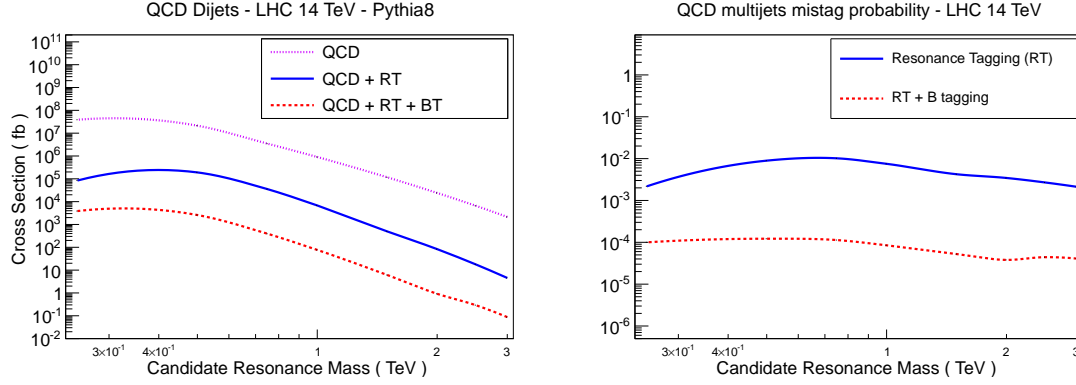


Figure 13: Left plot: the QCD dijet cross section before and after the events are processed through the resonance-tagging algorithm, for LHC 14 TeV. Right plot: the mistag probability of QCD dijet events with the resonance tagging (RT) algorithm, defined as the ratio of mistags over the QCD cross section, without and with b -tagging, as a function of the mass point M . The mistag probability of QCD dijets at LHC 8 TeV is very similar.

splitting of a quark or gluon. Note that while `Pythia8` is known to underestimate the amount of QCD multi-jet topologies by a factor up to two with respect to experimental data [4], for the accuracy requested for this feasibility study we consider this precision to be sufficient. Similar results have been obtained with the `Alpgen` parton level event generator [89] matched to `Pythia8` using the MLM matching [90].¹⁶

In Fig. 13 (left) we show the QCD dijet cross section obtained from the `Pythia8` multi-jet sample at LHC 14 TeV. The dijet cross section is defined, for each mass point M , as the number of QCD events that survive the basic selection cuts Eq. (40) and lead to an invariant mass within the mass resolution window around M given by $[M(1 - f_m), M(1 + f_m)]$.

¹⁶As for the case of the signal, for the background too we have only considered leading order predictions. Next-to-leading order corrections are known for the two of the main backgrounds, namely 4-jet production [91,92] and two jets produced in association with two heavy quarks [93]. Note however that our background involves multiple scales, which may limit the predictivity of NLO calculations.

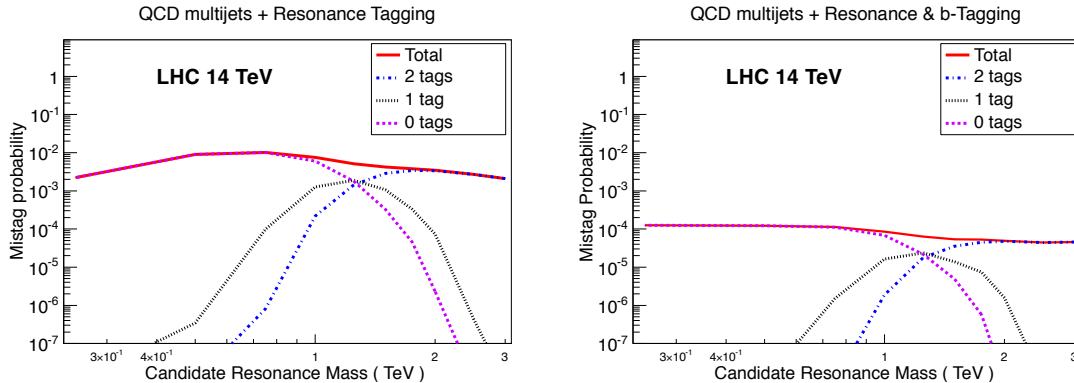


Figure 14: Decomposition of the mistag probabilities according to the number of boosted-object tags in the event, without (left) and with (right) b -tagging.

In addition, we demand that the two leading jets are separated in rapidity by less than Δy_{\max} . Note that the dijet cross sections flattens at small masses because there the selection cuts Eq. (40) have a sizable effect.

In order to achieve an efficient QCD multijet event generation, for any candidate resonance mass M we have generated dijet events with a generation cut of $p_T \geq M/5$, and no generation cut in rapidity. To motivate this choice, let us recall that the kinematics of massless jet pair production determine that the mass of the dijet will be given in terms of the p_T of the jets and their rapidity separation in the laboratory frame Δy by $M = 2p_T \cosh(\Delta y/2)$. Therefore, to properly cover all phase space the generation cut for QCD dijets should be at least

$$p_T^{\min} \sim \frac{M}{2} \frac{1}{\cosh(\Delta y_{\max}/2)} \quad (41)$$

for any candidate resonance mass M . For the four jet configuration, it is reasonable to require a minimum p_T value of half of that of above. Since we are using a rapidity cut of $\Delta y_{\max} = 1.3$, we find that the `Pythia8` minimum p_T in generation should be $p_T^{\min} \sim M/5$. We have explicitly verified that the QCD dijet cross-section is not modified if looser generation cuts are adopted.

We also show in Fig. 13 (right) the background rejection factors, defined as the fraction of the QCD dijet events which are mistagged as arising from a heavy resonance, both with and without b -tagging. Note that the background rejection probability is approximately scale invariant: similar mistag probabilities are obtained for all values of the mass. It is clear that the QCD background cross sections is reduced by a combination of the resonance tagging and b -tagging by several orders of magnitude. For example, with b -tagging the mistag probability is about 10^{-4} , constant to very good approximation in all the relevant mass range. This improvement is due to the requirement that each Higgs candidate should be associated with two identified b -hadrons, a topology that is less frequent in QCD multijets. The decomposition of the mistag probabilities according to the number of boosted object tags in shown in Fig. 14, and is qualitatively similar to what was seen for the signal in Fig. 4.

In summary, our study of the QCD background rejection confirm the consistency of the resonance tagging algorithm, since it makes possible to simultaneously explore the low

mass and high mass region, achieving similar signal efficiencies and background rejection factors in all the mass range.

4.4 Model independent exclusion limits

We will now combine the results of the signal efficiencies and the multijet background rejection of the resonance tagging algorithm to derive model independent bounds on BSM scenarios with enhanced Higgs pair production in the $4b$ final state. This information is enough to derive the values of the cross section times branching fraction $\sigma(pp \rightarrow X) \text{BR}(X \rightarrow HH)$ that can be excluded at the 95% confidence level from a measurement of the QCD b -tagged multijet cross sections, as a function of the mass of this hypothetical resonance. In the following, to compute the number of signal and background events, we will assume a total integrated luminosity of $\mathcal{L} = 25 \text{ fb}^{-1}$ at 8 TeV and of 500 fb^{-1} at 14 TeV.

For each candidate resonance mass, M , we compute the number of background events in a mass window of width $f_m = 15\%$ around M . The local p -value for each mass point M based on the expected number of signal and background events, N_s and N_b respectively, in the mass window considered, is given by

$$p = \frac{1}{2} \left(1 - \text{Erf} \left[\frac{N_s}{\sqrt{2N_b}} \right] \right), \quad (42)$$

where Erf is the error function, and one assumes that the number of background events in each mass bin is a Poisson distribution with mean N_b .¹⁷ Then requiring the condition $p = 0.05$ determines the number of signal events N_s that would allow an exclusion of the background-only hypothesis at the 95% confidence level, namely

$$N_s = \sqrt{2N_b} \cdot \text{Erf}^{-1}(1 - 2 \cdot 0.05). \quad (44)$$

Using Eq. (44) to determine the value of N_s in a given mass window, we can obtain the model independent bound on the combination $\sigma(pp \rightarrow X) \text{BR}(X \rightarrow HH)$ by correcting the number of events for the signal tagging efficiency, with and without b -tagging, the Higgs to $b\bar{b}$ branching fraction and the assumed total integrated luminosity \mathcal{L} ,

$$[\sigma(pp \rightarrow X) \text{BR}(X \rightarrow HH)]_{\text{excl. 95\% CL}}(M) = \frac{N_s}{(BR(H \rightarrow b\bar{b}))^2 \text{SignalEff}(M) \mathcal{L}}, \quad (45)$$

where the signal efficiency $\text{SignalEff}(M)$ is derived from the **MadGraph** radion and graviton samples, see Fig. 12. We have used $\text{BR}(H \rightarrow b\bar{b}) = 0.577$ from the Higgs Cross Section Working Group recommendations [95].

The 95% excluded model-independent cross sections times branching fractions are shown in Fig. 15. We see that that we are sensitive to cross sections as small as 200 fb

¹⁷Eq. (42) is only valid where both N_s and N_b are much larger than one, in the opposite case one has to use the corresponding discrete Poisson formula for the p -value,

$$p(M) = 1 - \frac{\Gamma(N_s + N_b, N_b)}{\Gamma(N_s + N_b)}, \quad (43)$$

which involves the incomplete Gamma function.

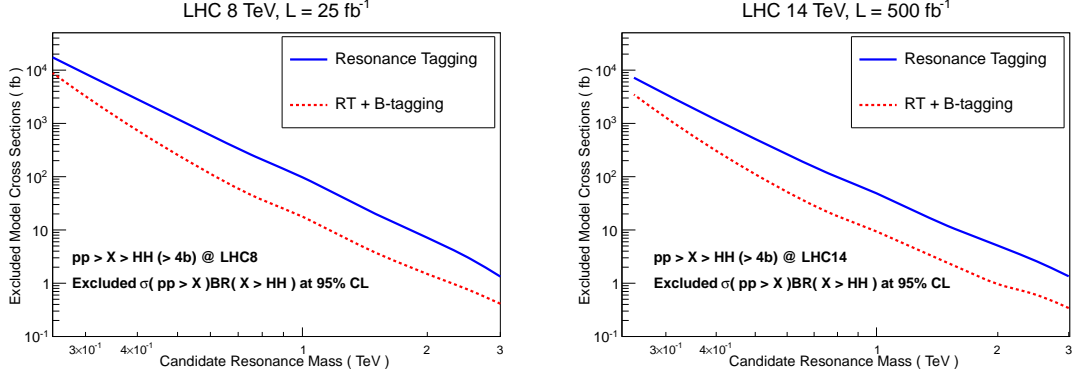


Figure 15: The model independent exclusion ranges in $\sigma(pp \rightarrow X) \text{BR}(X \rightarrow HH)$ at the 95% confidence level for the production of a heavy resonance X which then decays into a Higgs boson pair, which decay subsequently into a bottom-antibottom pair. The left plot show the exclusion ranges at 8 TeV with $\mathcal{L} = 25 \text{ fb}^{-1}$ while the right plot corresponds to 14 TeV with $\mathcal{L} = 500 \text{ fb}^{-1}$.

(50 fb) at $M \sim 500 \text{ GeV}$ at LHC 8 TeV (14 TeV), while at higher masses, $M \sim 2 \text{ TeV}$, the $4b$ final state is sensitive to cross sections as small as 1 fb at both energies. Note that the increase in luminosity when going from 8 to 14 TeV is partially canceled by the corresponding increase of the high mass QCD dijet cross sections. On the other hand, signal cross sections in relevant models also increase when going from 8 to 14 TeV, so all in all we obtain a substantial improvement in exclusion reach when increasing the center of mass energy.

These results confirm that the $4b$ final state can be relevant for many new physics scenarios that lead to enhanced cross sections for resonant Higgs pair production, and the search strategy that we propose makes it possible to efficiently explore a wide range of resonance masses within a common analysis.

4.5 Graviton and radion searches in the $2H \rightarrow 4b$ channel

Now we consider the specific benchmark scenarios for radion and graviton production introduced in Sect. 3. First of all, we summarize in Table 2 the model parameters that we adopt here. The mass scales and branching fractions to Higgs boson pairs are kept fixed, and only the couplings of the radion and graviton to gluons will be varied. For the graviton, we consider two different values of the coupling, $c_g = 1$ (G-Brane) which corresponds to the RS1 model and $c_g = 1/35$ (G-Bulk) as in the bulk models.

For the radion we study the nominal coupling κ_g^ϕ (R-Bulk), as well as the case in which this coupling is enhanced by a factor of ten by some unspecified mechanism, such as when the radion arises as a composite bound state (R-Comp). We use the same mass scale in the two cases, $\Lambda_\phi = \Lambda_G = 2 \text{ TeV}$: although the two scales are related, we prefer to explore independently the radion and graviton scenarios. Let us recall that the cross section scale as $1/\Lambda_{\phi,G}^2$, so any different choice of the mass scale $\Lambda_{\phi,G}$ will lead to a trivial rescaling of the cross section.

First of all we evaluate the expected number of events for these four benchmark points at LHC 8 and 14 TeV, using the results of Sect. 3. We take into account the branching fraction of the Higgs bosons into $b\bar{b}$ pairs. As before, we assume total integrated lumi-

radion Production			
Scenario	$ \kappa_g^\phi $	Λ_ϕ	$\text{BR}(\phi \rightarrow 2H)$
radion Bulk (R-Bulk)	$ \alpha_s b_3/8\pi - 1/4kL \sim 0.04$	2 TeV	1/4
radion Composite (R-Comp)	0.4	2 TeV	1/4
graviton Production			
Scenario	c_g	Λ_G	$\text{BR}(G \rightarrow 2H)$
graviton RS1 (G-Brane)	1	2 TeV	1/4
graviton Bulk (G-Bulk)	$1/kL = 1/35$	2 TeV	1/4

Table 2: Parameters of the benchmark scenarios for radion and graviton production. For the radion we consider both the nominal value of κ_g^ϕ (denoted by R-Bulk), and a coupling ten times larger that could arise for example in composite dual scenarios (denoted by R-Comp). For the graviton we consider two different values of the gluon-gluon-graviton coupling, $c_g = 1$ as in RS1 (denoted by G-Brane settings) and $c_g = 0.02$ as in bulk models (denoted by G-Bulk).

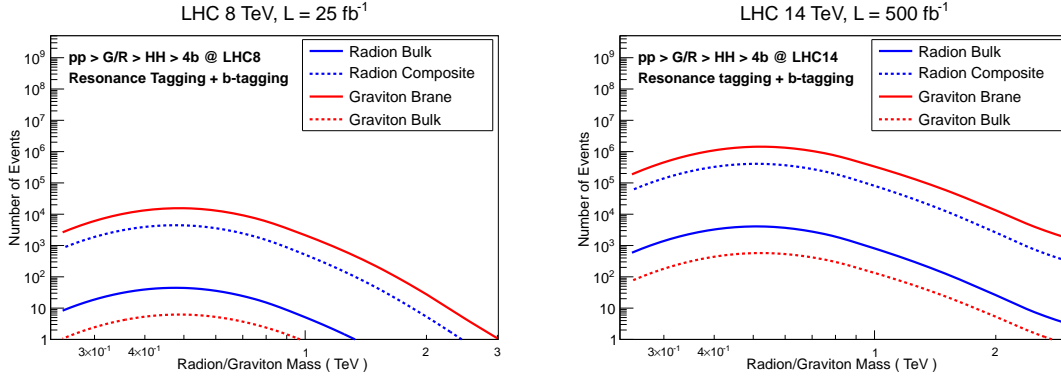


Figure 16: The expected number of events in the benchmark scenarios after both resonance tagging and b -tagging, at the LHC 8 (left plot) and 14 TeV (right plot). The integrated luminosities are $\mathcal{L} = 30 \text{ fb}^{-1}$ at 8 TeV and $\mathcal{L} = 500 \text{ fb}^{-1}$ at 14 TeV.

nosities of $\mathcal{L} = 25 \text{ fb}^{-1}$ at 8 TeV and of 500 fb^{-1} at 14 TeV. The model cross sections for the benchmark scenarios can be easily obtained from the results of Sect. 3, in particular from Fig. 9. The number of expected events is shown in Fig. 16, after accounting for the selection efficiencies from resonance and b -tagging analysis. At 8 TeV we expect just a handful of events at low masses for the R-Bulk and G-Bulk points, and about one thousand events (few tens of events) and low (high) masses for the R-Comp and G-Brane points. At LHC 14 TeV on the other hand we have a large enough number of events for all masses and all benchmark points, thanks to both the increased resonance production cross sections and the higher integrated luminosity. An illustration of the type of signal that one might observe is given in Fig. 17 for the case of an RS1 graviton with a mass of 1 TeV in 14 TeV pp collisions. Note that at this mass, the signal involves 0, 1 and 2-tag categories combined.

Now in Fig. 18 we show the same excluded cross sections at the 95% confidence level of Fig. 15 but this time adding the specific model cross sections of the four scenarios of Table 2. The improvement in exclusion power when going from 8 to 14 TeV is clear.¹⁸ At

¹⁸Note that we only consider statistical errors in determining the exclusion limits. In the small and

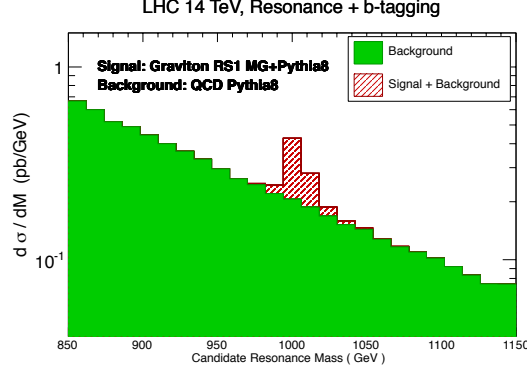


Figure 17: Illustration of a signal mass peak superposed on the QCD background, for the case of an RS1 graviton with a mass of 1 TeV, in 14 TeV pp collisions.

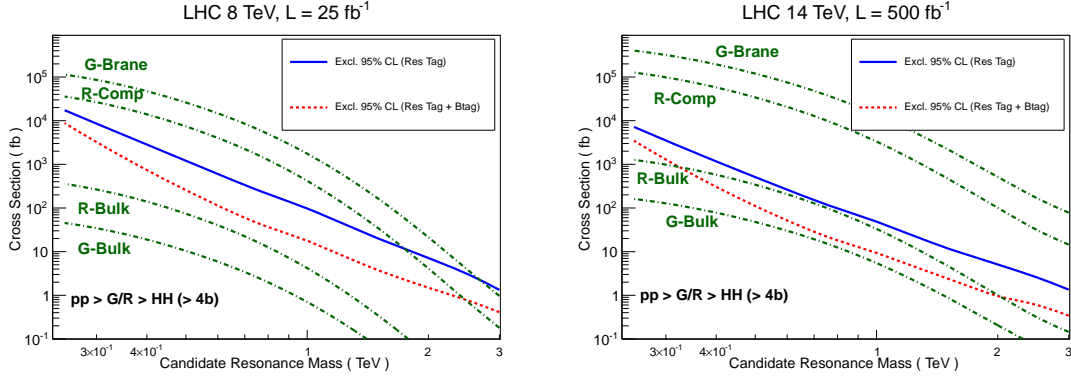


Figure 18: The 95% confidence level exclusion ranges at 8 TeV (left plot) and 14 TeV (right plot) compared to the specific cross sections of the four different model scenarios of Table 2.

LHC 8 TeV we can explore a large part of the parameter range of the graviton models up to 2 TeV, but the default radion scenario seems to be out of reach, unless its cross section is enhanced by some mechanism, for instance as in the composite duals discussed in Sect. 3. At the LHC 14 TeV on the hand we are sensitive to R-Bulk scenario with $\kappa_g^\phi = 1$, for most of the mass range up to $M_\phi = 2$ TeV. Likewise, we could exclude a Bulk graviton up to masses of 2.5 TeV. Therefore, after the energy increase to 14 TeV most of the parameter space of the radion and massive KK graviton models will become accessible in the $4b$ final state.

Using these results, it is also possible to determine the 95% confidence level exclusion ranges for some of the parameters of the benchmark scenarios. We can keep all the parameters as in Table 2 and determine the exclusion ranges for the couplings of the gluons to the massive KK graviton c_g and to the radion κ_g^ϕ and scan the allowed values for Λ_ϕ .

We show the results in Fig. 19. In the case of the graviton coupling, we see that at 14

intermediate mass regions, the exclusions are based on a large number of events, corresponding to small signal over background ratios. This can be understood from Eq. (44), which tells us that at the exclusion limit, $N_s/N_b \sim 1/\sqrt{N_b}$.

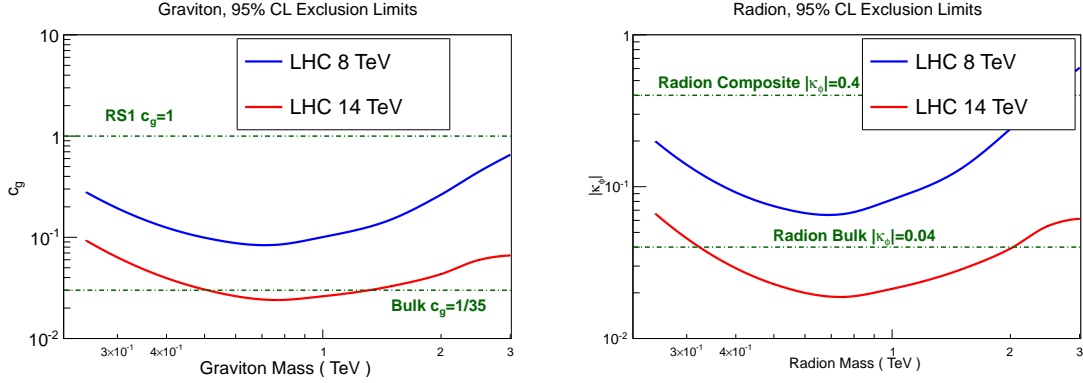


Figure 19: Left plot: the values of the massive KK graviton-gluon coupling c_g that can be excluded at the 95% CL as a function of the graviton mass for 8 and 14 TeV. For 14 TeV we provide the results for both b -tagging scenarios. Right plot: same for the radion-gluon coupling κ_g^ϕ .

TeV the $2H \rightarrow 4b$ final state can access essentially all the relevant range, from the RS1 value $c_g = 1$ down to the bulk value of $c_g = 1/35$. For the case of the radion coupling κ_g^ϕ , we see that at 8 TeV we are sensitive to values down to $\kappa_g^\phi \simeq 0.06$ around 750 GeV, while at 14 TeV the LHC can exclude a bulk radion (with the default value for the coupling) for masses between 300 GeV and 2 TeV at least.

In summary, we have shown in this section that the $2H \rightarrow 4b$ final state offers a promising channel to probe enhanced Higgs pair production at the LHC, despite the overwhelming QCD multijet background. The combination of jet substructure techniques and b -tagging makes it possible to probe a wide region in the parameter space of various benchmark models. Therefore, we advocate that the experiments explore this new channel in order to complement existing searches of new heavy resonances in other, more traditional, channels.

5 Conclusions and outlook

In this paper we have presented a new strategy for heavy-resonance searches in multijet final states, which attempts to unify in a single approach the techniques used in the boosted and resolved regimes. By classifying events as a function of the number of mass-drop tags, we can smoothly interpolate between the boosted regime, where jet substructure techniques can be used, and the resolved regime, where the final state particles appear as well separated jets. In particular, we have considered the process $X \rightarrow YY \rightarrow 4z$ in which the resonances Y are pair produced from the decay of a heavier resonance X and then decay into a pair of QCD partons, then observed as jets. We have shown that our strategy leads to approximately scale-invariant signal selection efficiencies and background rejection rates.

As a benchmark scenario, we have considered Higgs pair production in extra dimension models, where the Higgs pair is produced from the decay of a heavy graviton or radion, and then decays into four b quarks. Note however that the kinematical structure of the final state of the benchmark model holds for other scenarios, such as composite models, with more freedom on the couplings and therefore in the cross sections strengths. By

comparing with the QCD multijet background, we have derived the model independent 95% confidence level exclusion ranges for the cross sections for $\sigma(pp \rightarrow X \rightarrow HH)$ where the Higgs bosons decay into a $b\bar{b}$ pair, and showed that a substantial region of the parameter space of these models can be successfully explored in this final state with the tagging strategy that has been proposed.

In the particular case of graviton and radion production, it would be especially interesting to study the feasibility of radion/graviton searches in the $b\bar{b}\gamma\gamma$ decay channel [96,97]. This is a cleaner channel than the all hadronically decaying case, since the two high p_T photons substantially reduce the QCD background. In this final state, by varying r_M one also moves from the boosted regime (with one single fat jet in the final state) to the resolved limit, with two well separated jets in the final state. Another interesting final state to search for enhanced Higgs pair production would be $b\bar{b}ZZ$.

The approach advocated in this paper could also be applied to other relevant problems, for example top quark pair production, again providing a smooth coverage across the transition between the resolved regime, relevant for SM measurements, and the boosted regime, where substructure techniques [98,99] are used to enhance the potential of new physics searches.

Acknowledgments

We acknowledge Xin Fang for collaboration in early stages of this project. We warmly thank Pierluigi Catastini, Dinko Ferencek and Alexander Schmidt for their important inputs on the b -tagging capabilities of ATLAS and CMS, Maurizio Pierini and Andreas Hinzmann for useful discussions. J. R. is supported by a Marie Curie Intra-European Fellowship of the European Community's 7th Framework Programme under contract number PIEF-GA-2010-272515. G. P. S gratefully acknowledges support from the French Agence Nationale de la Recherche, grant ANR-09-BLAN-0060, and from the EU ITN grant LHCPHenoNet, PITN-GA-2010-264564. R. R. is partially supported by a CNPq research grant and by a Fapesp Tematico grant 2011/11973-4. R. R. thanks the CERN Theory Group, where this work was initiated, for the hospitality.

References

- [1] S. D. Ellis, J. Huston, K. Hatakeyama, P. Loch and M. Tonnesmann, Prog. Part. Nucl. Phys. **60**, 484 (2008) [arXiv:0712.2447 [hep-ph]].
- [2] G. P. Salam, Eur. Phys. J. C **67**, 637 (2010) [arXiv:0906.1833 [hep-ph]].
- [3] V. Khachatryan *et al.* [CMS Collaboration], Phys. Rev. Lett. **105**, 211801 (2010) [arXiv:1010.0203 [hep-ex]].
- [4] S. Chatrchyan *et al.* [CMS Collaboration], JHEP **1301**, 013 (2013) [arXiv:1210.2387 [hep-ex]].

- [5] S. Chatrchyan *et al.* [CMS Collaboration], arXiv:1302.4794 [hep-ex].
- [6] G. Aad *et al.* [ATLAS Collaboration], JHEP **1301**, 029 (2013) [arXiv:1210.1718 [hep-ex]].
- [7] S. Chatrchyan *et al.* [CMS Collaboration], Phys. Lett. B **704**, 123 (2011) [arXiv:1107.4771 [hep-ex]].
- [8] G. Aad *et al.* [ATLAS Collaboration], Phys. Lett. B **708**, 37 (2012) [arXiv:1108.6311 [hep-ex]].
- [9] G. Aad *et al.* [ATLAS Collaboration], New J. Phys. **13** (2011) 053044 [arXiv:1103.3864 [hep-ex]].
- [10] G. Aad *et al.* [ATLAS Collaboration], Phys. Lett. B **694**, 327 (2011) [arXiv:1009.5069 [hep-ex]].
- [11] G. Aad *et al.* [ATLAS Collaboration], Eur. Phys. J. C **73**, 2263 (2013) [arXiv:1210.4826 [hep-ex]].
- [12] S. Chatrchyan *et al.* [CMS Collaboration], arXiv:1302.0531 [hep-ex].
- [13] S. Chatrchyan *et al.* [CMS Collaboration], Phys. Lett. B **718**, 329 (2012) [arXiv:1208.2931 [hep-ex]].
- [14] T. Aaltonen *et al.* [CDF Collaboration], Phys. Rev. Lett. **107**, 042001 (2011) [arXiv:1105.2815 [hep-ex]].
- [15] G. Aad *et al.* [ATLAS Collaboration], JHEP **1212**, 086 (2012) [arXiv:1210.4813 [hep-ex]].
- [16] S. Chatrchyan *et al.* [CMS Collaboration], "Search for Multijet Resonances in the 8-jet Final State", CMS-PAS-EXO-11-075.
- [17] S. Chatrchyan *et al.* [CMS Collaboration], JHEP **1204**, 061 (2012) [arXiv:1202.6396 [hep-ex]].
- [18] S. Chatrchyan *et al.* [CMS Collaboration], arXiv:1303.5338 [hep-ex].
- [19] ATLAS Collaboration, "Measurement of the b-tag Efficiency in a Sample of Jets Containing Muons with 5 fb⁻¹ of Data from the ATLAS Detector", ATLAS-CONF-2012-043.
- [20] ATLAS Collaboration, "Measurement of the Mistag Rate with 5 fb⁻¹ of Data Collected by the ATLAS Detector", ATLAS-CONF-2012-040.
- [21] G. Aad *et al.* [ATLAS Collaboration], "Light-quark and Gluon Jets in ATLAS: Calorimeter Response, Jet Energy Scale Systematics, and Sample Characterization", ATLAS-CONF-2011-053.
- [22] G. Aad *et al.* [ATLAS Collaboration], arXiv:1210.0441 [hep-ex].

- [23] S. Chatrchyan *et al.* [CMS Collaboration], arXiv:1212.1910 [hep-ex].
- [24] G. Aad *et al.* [ATLAS Collaboration], Phys. Rev. D **86**, 072006 (2012) [arXiv:1206.5369 [hep-ex]].
- [25] S. Chatrchyan *et al.* [CMS Collaboration], arXiv:1303.4811 [hep-ex].
- [26] G. Aad *et al.* [ATLAS Collaboration], JHEP **1205**, 128 (2012) [arXiv:1203.4606 [hep-ex]].
- [27] V. Khachatryan *et al.* [CMS Collaboration], "Study of Jet Substructure in pp Collisions at 7 TeV in CMS", CMS PAS JME-10-013.
- [28] G. Aad *et al.* [ATLAS Collaboration], "Performance of large-R jets and jet substructure reconstruction with the ATLAS detector", ATLAS-CONF-2012-065.
- [29] G. Aad *et al.* [ATLAS Collaboration], "Studies of the impact and mitigation of pile-up on large radius and groomed jets in ATLAS at $\sqrt{s} = 7$ TeV", ATLAS-CONF-2012-066.
- [30] See, *e.g.*, B. Dobrescu, K. Kong and R. Mahbubani, Phys. Lett. **B670**, 119 (2008); C. Kilic, T. Okui and R. Sundrum, JHEP **0807**, 038 (2008).
- [31] O. Antunano, J. H. Kuhn and G. Rodrigo, Phys. Rev. D **77**, 014003 (2008) [arXiv:0709.1652 [hep-ph]].
- [32] G. D. Kribs and A. Martin, Phys. Rev. D **86**, 095023 (2012) [arXiv:1207.4496 [hep-ph]].
- [33] M. J. Dolan, C. Englert and M. Spannowsky, arXiv:1210.8166 [hep-ph].
- [34] R. Contino, C. Grojean, M. Moretti, F. Piccinini and R. Rattazzi, JHEP **1005**, 089 (2010) [arXiv:1002.1011 [hep-ph]].
- [35] R. S. Chivukula, M. Golden and E. H. Simmons, Nucl. Phys. B **363**, 83 (1991).
- [36] A. Abdesselam, E. B. Kuutmann, U. Bitenc, G. Brooijmans, J. Butterworth, P. Bruckman de Renstrom, D. Buarque Franzosi and R. Buckingham *et al.*, Eur. Phys. J. C **71** (2011) 1661 [arXiv:1012.5412 [hep-ph]].
- [37] A. Altheimer, S. Arora, L. Asquith, G. Brooijmans, J. Butterworth, M. Campanelli, B. Chapleau and A. E. Cholakian *et al.*, J. Phys. G **39**, 063001 (2012) [arXiv:1201.0008 [hep-ph]].
- [38] S. Chatrchyan *et al.* [CMS Collaboration], JHEP **1209**, 029 (2012) [arXiv:1204.2488 [hep-ex]].
- [39] G. Aad *et al.* [ATLAS Collaboration], JHEP **1209**, 041 (2012) [arXiv:1207.2409 [hep-ex]].
- [40] S. Chatrchyan *et al.* [CMS Collaboration], JHEP **1212**, 015 (2012) [arXiv:1209.4397 [hep-ex]].

- [41] G. Aad *et al.* [ATLAS Collaboration], JHEP **1301**, 116 (2013) [arXiv:1211.2202 [hep-ex]].
- [42] R. D. Ball, S. Carrazza, L. Del Debbio, S. Forte, J. Gao, N. Hartland, J. Huston and P. Nadolsky *et al.*, arXiv:1211.5142 [hep-ph].
- [43] T. Sjostrand, S. Mrenna and P. Z. Skands, Comput. Phys. Commun. **178**, 852 (2008) [arXiv:0710.3820 [hep-ph]]. T. Sjostrand, S. Mrenna and P. Z. Skands, JHEP **0605**, 026 (2006) [hep-ph/0603175].
- [44] M. Cacciari, G. P. Salam and G. Soyez, JHEP **0804**, 063 (2008) [arXiv:0802.1189 [hep-ph]].
- [45] Y. L. Dokshitzer, G. D. Leder, S. Moretti and B. R. Webber, JHEP **9708**, 001 (1997) [hep-ph/9707323].
- [46] J. M. Butterworth, A. R. Davison, M. Rubin and G. P. Salam, Phys. Rev. Lett. **100** (2008) 242001 [arXiv:0802.2470 [hep-ph]].
- [47] R. M. Harris and K. Kousouris, Int. J. Mod. Phys. A **26**, 5005 (2011) [arXiv:1110.5302 [hep-ex]].
- [48] M. Cacciari, J. Rojo, G. P. Salam and G. Soyez, JHEP **0812**, 032 (2008) [arXiv:0810.1304 [hep-ph]].
- [49] M. Cacciari, J. Rojo, G. P. Salam and G. Soyez, Eur. Phys. J. C **71**, 1539 (2011) [arXiv:1010.1759 [hep-ph]].
- [50] D. Krohn, J. Thaler and L. -T. Wang, JHEP **1002**, 084 (2010) [arXiv:0912.1342 [hep-ph]].
- [51] M. Cacciari, G. P. Salam and G. Soyez, Eur. Phys. J. C **72**, 1896 (2012) [arXiv:1111.6097 [hep-ph]].
- [52] J. Thaler and K. Van Tilburg, JHEP **1103**, 015 (2011) [arXiv:1011.2268 [hep-ph]].
- [53] S. D. Ellis, C. K. Vermilion and J. R. Walsh, Phys. Rev. D **80**, 051501 (2009) [arXiv:0903.5081 [hep-ph]].
- [54] P. Quiroga-Arias and S. Sapeta, arXiv:1209.2858 [hep-ph].
- [55] L. Randall and R. Sundrum, Phys. Rev. Lett. **83**, 3370 (1999) [hep-ph/9905221]. H. Davoudiasl, J. L. Hewett and T. G. Rizzo, Phys. Rev. Lett. **84**, 2080 (2000) [hep-ph/9909255]. P. Nath, Part. Nucl. Lett. **104** (2001) 7 [hep-ph/0011177]. B. C. Allanach, K. Odagiri, M. A. Parker and B. R. Webber, JHEP **0009** (2000) 019 [hep-ph/0006114]. B. C. Allanach, K. Odagiri, M. J. Palmer, M. A. Parker, A. Sabetfakhri and B. R. Webber, JHEP **0212** (2002) 039 [hep-ph/0211205]. D. Dominici, B. Grzadkowski, J. F. Gunion and M. Toharia, Nucl. Phys. B **671** (2003) 243 [hep-ph/0206192]. H. Davoudiasl, J. L. Hewett and T. G. Rizzo, JHEP **0308** (2003) 034 [hep-ph/0305086]. N. Rius and V. Sanz, Phys. Rev. D **64** (2001) 075006 [hep-ph/0103086]. G. Shiu, B. Underwood, K. M. Zurek and D. G. E. Walker, Phys. Rev. Lett. **100** (2008) 031601 [arXiv:0705.4097 [hep-ph]].

- [56] ATLAS Collaboration, Phys. Lett. **B716** (2012) 129; CMS Collaboration, Phys. Lett. **B716** (2012) 3061.
- [57] T. Plehn, M. Spira and P. M. Zerwas, Nucl. Phys. **B479**, 46 (1996); A. Belyaev, M. Drees, O. J. P. Eboli, J. K. Mizukoshi and S. F. Novaes, Phys. Rev. **D60**, 075008 (1999); A. A. B. Badezu and B. A. Kniehl, Phys. Rev. **D64**, 035006 (2001); A. R. Zerwekh, C. O. Dib and R. Rosenfeld, JHEP **0605**, 074 (2006); R. Contino, M. Ghezzi, M. Moretti, G. Panico, F. Piccinini and A. Wulzer, JHEP **1208**, 154 (2012); M. Gillioz, R. Grober, C. Grojean, M. Muhlleitner and E. Salvioni, JHEP **1210**, 004 (2012).
- [58] M. J. Dolan, C. Englert and M. Spannowsky, JHEP **1210**, 112 (2012) [arXiv:1206.5001 [hep-ph]]. J. Cao, Z. Heng, L. Shang, P. Wan and J. M. Yang, arXiv:1301.6437 [hep-ph]. F. Goertz, A. Papaefstathiou, L. L. Yang and J. Zurita, arXiv:1301.3492 [hep-ph]. D. Y. Shao, C. S. Li, H. T. Li and J. Wang, arXiv:1301.1245 [hep-ph]. J. Baglio, A. Djouadi, R. Grober, M. M. Muhlleitner, J. Quevillon and M. Spira, arXiv:1212.5581 [hep-ph]. H. Sun and Y. -J. Zhou, arXiv:1211.6201 [hep-ph]. S. Dawson, E. Furlan and I. Lewis, Phys. Rev. D **87**, 014007 (2013) [arXiv:1210.6663 [hep-ph]]. A. Papaefstathiou, L. L. Yang and J. Zurita, Phys. Rev. D **87**, 011301 (2013) [arXiv:1209.1489 [hep-ph]].
- [59] L. Randall, V. Sanz and M. D. Schwartz, JHEP **0206**, 008 (2002) [hep-th/0204038].
- [60] M. S. Carena, T. M. P. Tait and C. E. M. Wagner, Acta Phys. Polon. B **33**, 2355 (2002) [hep-ph/0207056]. Y. Cui, T. Gherghetta and J. D. Wells, JHEP **0911**, 080 (2009) [arXiv:0907.0906 [hep-ph]].
- [61] C. Csáki, J. Hubisz and S. J. Lee, Phys. Rev. D **76**, 125015 (2007).
- [62] C. Csaki, M. L. Graesser and G. D. Kribs, Phys. Rev. D **63**, 065002 (2001) [hep-th/0008151].
- [63] T. Gherghetta and A. Pomarol, Nucl. Phys. B **586**, 141 (2000) [hep-ph/0003129]. T. Gherghetta and A. Pomarol, Nucl. Phys. B **602**, 3 (2001) [hep-ph/0012378]. Y. Grossman and M. Neubert, Phys. Lett. B **474**, 361 (2000) [hep-ph/9912408]. H. Davoudiasl, J. L. Hewett and T. G. Rizzo, Phys. Lett. B **473** (2000) 43 [hep-ph/9911262]. A. Pomarol, Phys. Lett. B **486** (2000) 153 [hep-ph/9911294]. S. Chang, J. Hisano, H. Nakano, N. Okada and M. Yamaguchi, Phys. Rev. D **62** (2000) 084025 [hep-ph/9912498]. G. F. Giudice, R. Rattazzi and J. D. Wells, Nucl. Phys. B **595** (2001) 250 [hep-ph/0002178]. H. Davoudiasl, J. L. Hewett and T. G. Rizzo, Phys. Rev. D **63** (2001) 075004 [hep-ph/0006041]. K. Agashe, H. Davoudiasl, G. Perez and A. Soni, Phys. Rev. D **76** (2007) 036006 [hep-ph/0701186]. A. L. Fitzpatrick, J. Kaplan, L. Randall and L. -T. Wang, JHEP **0709** (2007) 013 [hep-ph/0701150]. H. Davoudiasl and T. G. Rizzo, Phys. Lett. B **512** (2001) 100 [hep-ph/0104199]. J. Hirn and V. Sanz, Phys. Rev. D **76** (2007) 044022 [hep-ph/0702005 [HEP-PH]]. J. Hirn and V. Sanz, JHEP **0703** (2007) 100 [hep-ph/0612239]. H. Davoudiasl, J. L. Hewett and T. G. Rizzo, JHEP **0304** (2003) 001 [hep-ph/0211377]. K. Fukazawa, T. Inagaki, Y. Katsuki, T. Muta and K. Ohkura, Int. J. Mod. Phys. A **20** (2005) 4085

- [hep-ph/0308022]. R. Fok, C. Guimaraes, R. Lewis and V. Sanz, arXiv:1203.2917 [hep-ph]. R. Bao, M. S. Carena, J. Lykken, M. Park and J. Santiago, Phys. Rev. D **73** (2006) 064026 [hep-th/0511266]. H. Davoudiasl, B. Lillie and T. G. Rizzo, JHEP **0608** (2006) 042 [hep-ph/0508279].
- [64] C. G. Callan, Jr., S. R. Coleman and R. Jackiw Annals Phys. **59**, 42 (1970).
- [65] D. Dominici, B. Grzadkowski, J. F. Gunion and M. Toharia, Nucl.Phys. B **671**, 243 (2003).
- [66] B. Grzadkowski, J. F. Gunion and M. Toharia, Phys. Lett. B **712**, 70 (2012) [arXiv:1202.5017 [hep-ph]].
- [67] S. Chatrchyan *et al.* [CMS Collaboration], Phys. Rev. Lett. **108**, 111801 (2012) [arXiv:1112.0688 [hep-ex]].
- [68] S. Chatrchyan *et al.* [CMS Collaboration], Phys. Lett. B **714**, 158 (2012) [arXiv:1206.1849 [hep-ex]].
- [69] G. Aad *et al.* [ATLAS Collaboration], arXiv:1210.8389 [hep-ex].
- [70] V. Barger and M. Ishida, Phys. Lett. B **709**, 185 (2012) [arXiv:1110.6452 [hep-ph]].
- [71] H. de Sandes and R. Rosenfeld, Phys. Rev. D **85**, 053003 (2012) [arXiv:1111.2006 [hep-ph]].
- [72] J. Alwall, M. Herquet, F. Maltoni, O. Mattelaer and T. Stelzer, JHEP **1106**, 128 (2011) [arXiv:1106.0522 [hep-ph]].
- [73] K. Agashe, H. Davoudiasl, G. Perez and A. Soni, Phys. Rev. D **76**, 036006 (2007) [hep-ph/0701186].
- [74] N. Arkani-Hamed, M. Porrati and L. Randall, JHEP **0108** (2001) 017 [hep-th/0012148].
- [75] J. Erlich, E. Katz, D. T. Son and M. A. Stephanov, Phys. Rev. Lett. **95** (2005) 261602 [hep-ph/0501128]. L. Da Rold and A. Pomarol, Nucl. Phys. B **721** (2005) 79 [hep-ph/0501218].
- [76] C. Csaki, C. Grojean, H. Murayama, L. Pilo and J. Terning, Phys. Rev. D **69** (2004) 055006 [hep-ph/0305237]. G. Cacciapaglia, C. Csaki, C. Grojean and J. Terning, Phys. Rev. D **71** (2005) 035015 [hep-ph/0409126]. J. Hirn and V. Sanz, Phys. Rev. Lett. **97** (2006) 121803 [hep-ph/0606086]. J. Hirn and V. Sanz, JHEP **0703** (2007) 100 [hep-ph/0612239]. J. Hirn and V. Sanz, JHEP **0512** (2005) 030 [hep-ph/0507049]. J. Hirn, N. Rius and V. Sanz, Phys. Rev. D **73**, 085005 (2006) [arXiv:hep-ph/0512240].
- [77] R. Contino and A. Pomarol, Comptes Rendus Physique **8** (2007) 1058. K. Agashe, R. Contino and A. Pomarol, Nucl. Phys. B **719** (2005) 165 [hep-ph/0412089]. R. Contino, Y. Nomura and A. Pomarol, Nucl. Phys. B **671** (2003) 148 [hep-ph/0306259].
- [78] S. A. Hartnoll, C. P. Herzog and G. T. Horowitz, Phys. Rev. Lett. **101** (2008) 031601 [arXiv:0803.3295 [hep-th]].

- [79] E. Katz, A. Lewandowski and M. D. Schwartz, Phys. Rev. D **74**, 086004 (2006) [hep-ph/0510388].
- [80] R. Fok, C. Guimaraes, R. Lewis and V. Sanz, JHEP **1212**, 062 (2012) [arXiv:1203.2917 [hep-ph]].
- [81] E. Halyo, Phys. Lett. B **271**, 415 (1991).
- [82] A. A. Andrianov, V. A. Andrianov, V. Y. Novozhilov and Y. V. Novozhilov, JETP Lett. **43**, 719 (1986) [Pisma Zh. Eksp. Teor. Fiz. **43**, 557 (1986)].
- [83] W. D. Goldberger, B. Grinstein and W. Skiba, Phys. Rev. Lett. **100**, 111802 (2008) [arXiv:0708.1463 [hep-ph]].
- [84] S. Dawson, S. Dittmaier and M. Spira, Phys. Rev. D **58** (1998) 115012 [hep-ph/9805244].
- [85] C. Csaki, J. Hubisz and S. J. Lee, Phys. Rev. D **76**, 125015 (2007) [arXiv:0705.3844 [hep-ph]].
- [86] N. D. Christensen and C. Duhr, Comput. Phys. Commun. **180**, 1614 (2009) [arXiv:0806.4194 [hep-ph]].
- [87] V. Khachatryan *et al.* [CMS Collaboration], JHEP **1103**, 136 (2011) [arXiv:1102.3194 [hep-ex]].
- [88] S. Chatrchyan *et al.* [CMS Collaboration], arXiv:1211.4462 [hep-ex].
- [89] M. L. Mangano, M. Moretti, F. Piccinini, R. Pittau and A. D. Polosa, JHEP **0307**, 001 (2003) [hep-ph/0206293].
- [90] M. L. Mangano, M. Moretti and R. Pittau, Nucl. Phys. B **632**, 343 (2002) [hep-ph/0108069].
- [91] Z. Bern *et al.*, Phys. Rev. Lett. **109** (2012) 042001 [arXiv:1112.3940 [hep-ph]].
- [92] S. Badger, B. Biedermann, P. Uwer and V. Yundin, arXiv:1209.0100 [hep-ph].
- [93] G. Bevilacqua, M. Czakon, C. G. Papadopoulos and M. Worek, Phys. Rev. Lett. **104** (2010) 162002 [arXiv:1002.4009 [hep-ph]]; Phys. Rev. D **84** (2011) 114017 [arXiv:1108.2851 [hep-ph]].
- [94] Y. Bai and J. Shelton, JHEP **1207**, 067 (2012) [arXiv:1107.3563 [hep-ph]].
- [95] S. Dittmaier, S. Dittmaier, C. Mariotti, G. Passarino, R. Tanaka, S. Alekhin, J. Alwall and E. A. Bagnaschi *et al.*, arXiv:1201.3084 [hep-ph].
- [96] G. L. Bayatian *et al.* [CMS Collaboration], J. Phys. G **34**, 995 (2007).
- [97] U. Baur, T. Plehn and D. L. Rainwater, Phys. Rev. D **69**, 053004 (2004) [hep-ph/0310056].

- [98] T. Plehn and M. Spannowsky, J. Phys. G **39**, 083001 (2012) [arXiv:1112.4441 [hep-ph]].
- [99] T. Plehn, G. P. Salam and M. Spannowsky, Phys. Rev. Lett. **104**, 111801 (2010) [arXiv:0910.5472 [hep-ph]].