

GiBUU and Shallow Inelastic Scattering

O. Lalakulich and U. Mosel

Institut für Theoretische Physik, Universität Giessen, Germany

Abstract. In this talk we shortly describe the physics contents of the GiBUU transport code, used to describe lepton scattering off nuclei. Particular attention will be given to validation of the GiBUU in pion-, electron- and photon-induced reactions, which serve as a benchmark for neutrino-induced ones. We mainly concentrate on those properties of benchmark reactions, which are relevant to the region of Shallow Inelastic Scattering (SIS). Our results in this region are presented for integrated and differential cross sections. Comparison with recent MINOS inclusive data, as well as predictions for the differential cross sections measurable in Minerva and NovA experiments are made.

Keywords: neutrino reactions, nuclear effects, pion production

PACS: 13.15.+g, 25.30.Pt

INTRODUCTION

An inevitable feature of all neutrino experiments is that they have to deal with wide-energy band beams. For the NovA and MINOS experiments (as well as Minerva and ArgoNeut, which are using the same flux as MINOS) this energy region starts around 1 GeV, where QE scattering and Delta production dominate the neutrino cross section and ranges up to several tens of GeV, where DIS dominates. The peak of the energy distribution at only a few GeV causes higher-lying resonances and the transition region between resonances and DIS still to be important.

The superposition of quite different reaction mechanisms in these experiments complicates the reconstruction of the incoming neutrino energy since, e.g., quasielastic (QE) scattering can not cleanly be identified. This then affects among others the extraction of neutrino oscillation parameters [1]. It is therefore essential to describe *all* the relevant reaction mechanisms in a reliable way. With an emphasis on this aspect we discuss first the GiBUU implementation of transport theory and its various verifications. In a second part of this paper we then go on to a discussion of SIS processes on nuclear targets.

GiBUU

The GiBUU model has been developed as a transport model for nucleon-, nucleus-, pion-, and electron-induced collisions from some MeV up to tens of GeV. Several years ago neutrino-induced interactions were also implemented for the energies up to a about 2 GeV [2, 3] and, recently, the GiBUU code was extended to describe also the DIS processes for neutrino reactions.

Thus, with GiBUU it is possible to study various, quite different reactions on nuclei within a unified framework [4]. Relevant for the present investigation or neu-

trino interactions with nuclei is also the fact that the method and code have been widely tested for photon-induced as well as for electron-induced reactions in the energy regime from a few hundred MeV to 200 GeV [5, 6, 7, 8, 9]. In this section we present the main steps in the GiBUU code and how the input physics is tested.

Initialize nucleus

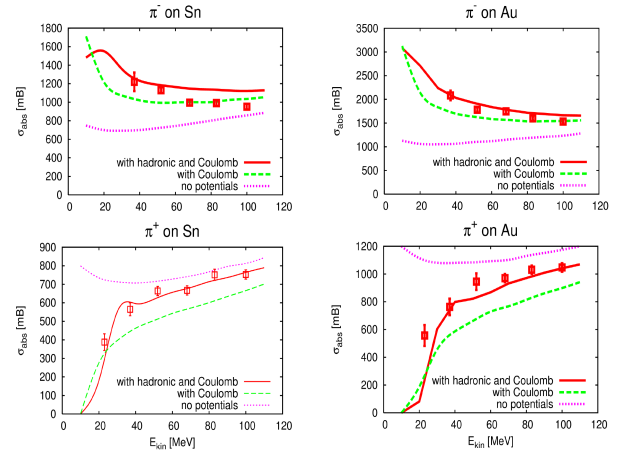


FIGURE 1. Cross section for π^+ and π^- absorption on Sn and Au versus kinetic energy of the incoming pions. The necessity to include nuclear and Coulomb potentials is clearly demonstrated. Calculations without including the potential (magenta dotted lines) underestimate experimental data for π^- and overestimate the data for π^+ reactions. Including nuclear potential (dashed green lines) significantly improve the agreement. Including further the Coulomb potential (red solid lines) brings the curves to the data.

At the first step of GiBUU simulation for any reaction the struck nucleus is to be initialized. GiBUU describes

it as a collection of off-shell nucleons. Each nucleon is bound in a mean-field potential, which on average describes the many-body interactions with the other nucleons. This potential is parameterized as a sum of a Skyrme term depending only on density, and a momentum-dependent contribution. The phase space density of nucleons is treated within a local Thomas-Fermi approximation. At each space point the nucleon momentum distribution is given by a Fermi sphere, whose radius in momentum space is determined by the local Fermi momentum which depends on the nucleon density. Within this picture, contrary to the Fermi gas model with constant Fermi momentum (the global Fermi gas model), the nucleon position and momentum are correlated. This leads to a smoother momentum distribution with somewhat more strength at lower momenta and to smoother nucleon spectral functions.

The validation of such a description can be checked, for example, with pion absorption reactions. Fig. 1 shows the absorption cross section for negatively and positively charged pion on tin and gold.

Calculate in-medium cross section

In view of our purpose to use the model for description of neutrino scattering, such verification of the model with pion scattering is necessary but not sufficient. Being strongly interacting particles, pions have a small penetration length and thus mainly interact close to the surface of the nucleus. Electrons and photons, as well as neutrinos, on the other hand, probe the whole volume of the nucleus. Validation of the GiBUU model with these probes can be demonstrated on the example of the inclusive electron scattering off carbon nucleus. The double differential cross sections $d\sigma/d\cos\theta_\mu d\omega$ are shown in Fig. 2 for various energies of the incoming electron and fixed scattering angle of $\theta_\mu = 37.5^\circ$ versus the energy transfer ω . The GiBUU calculations are compared to the JLab data. This figure again demonstrates the sensitivity of the results to the choice of the nuclear potential.

Another important feature of the GiBUU model is that it incorporates not only resonance but also background contributions. Its necessity can be clearly validated using the photoabsorption data. Fig. 3 shows the calculated photoabsorption cross section for proton and neutron targets. Agreement with the data can only be reached when all reaction channels are taken into account. Those are both resonance and background 1-pion production in the Δ -region, up to photon energies of about 0.4 GeV. The threshold for the production of high-mass resonances, able to decay to 2 pions, open only at $E_\gamma > 0.6$ GeV. In this energy region the second resonance peak at $E_\gamma \approx 0.7$ GeV is clearly visible. In the region

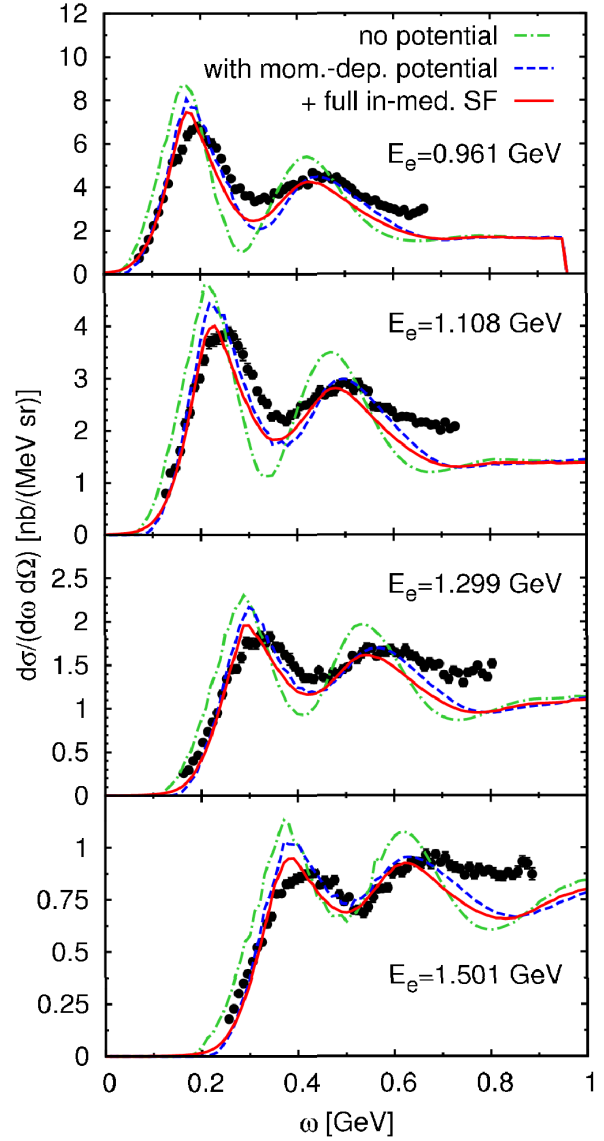


FIGURE 2. Cross section $d\sigma/d\cos\theta_\mu d\omega$ for inclusive electron scattering on carbon. Curves obtained without including any potential (green dashed curves) overestimate both QE and Δ peaks and give a too deep dip in between. Including momentum-dependent nuclear potential in the model (blue short-dashed curves) significantly improve agreement with the data. Taking into account the full in-medium spectral function (red solid curves), that is medium-modified width and mass of the baryons brings further improvement.

of 0.4-0.6 GeV, that is below the resonance production threshold, the non-resonant 2-pion production is indispensable. One should keep this in mind, when considering neutrino production: both resonant and non-resonant (background, direct pion production) processes must be taken into account.

When going from protons to nuclear targets, we face a

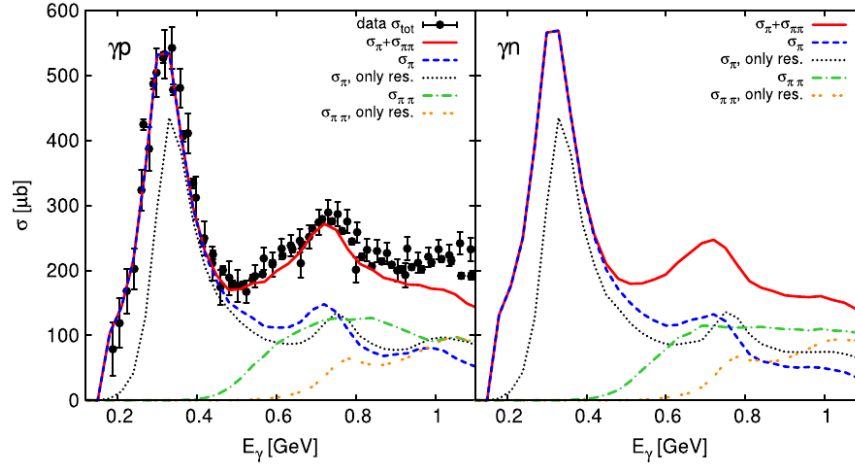


FIGURE 3. Photoabsorption cross section on proton and neutron targets versus photon energy. To reach agreement with the data in the Δ peak region, both resonant (dotted black curve) and non-resonant pion production are needed. The latter is tuned in such a way, that their sum (short-dashed blue curve) fits the data. At higher energies both resonant (double-dotted yellow curve) and non-resonant 2-pion production are needed. The latter is tuned in such a way, that their sum (long-dashed green curve) fits the data. These calculations do not contain any 2π or DIS contributions which contribute at the higher energy transfers.

surprising problem that is not yet fully clarified in electroproduction theory — the second resonance peak disappears in photoabsorption on nuclei. This is demonstrated on the example of carbon and lead targets, as shown in Fig. 4. Partly this effect is due to the medium modification of the resonance properties, partly due to the presence of the nuclear potential. Including the momentum-dependent nuclear potential in the model significantly improves the agreement with the data, as compared to the calculations without nuclear potential. The deficiency of the calculated cross section at the high-energy side of the Δ peak could be an indication for missing $2p2h1\pi$ processes.

Propagate outgoing hadrons throughout the nucleus

A remarkable feature of the GiBUU, which distinguishes it from other neutrino event generators, is the implementation of sophisticated treatment of final state interactions. Hadrons produced in the initial interaction act inside the nucleus, can rescatter off another bound nucleon, changing their energy, and/or producing additional mesons and/or knocking-out this nucleon. Pions, that were originally produced through a weak excitation of Δ resonance, can be absorbed in the nucleus or converted to other mesons. Thus, the inevitable presence of the FSI washes out the true origin of the event and makes an experimentally observed signal different from what one would expect for the scattering on a free nucleon. FSI can decrease the cross sections as well as signifi-

cantly modify the shapes of the final particle spectra.

The restoration of the true cross section of the process of interest, therefore, cannot be achieved by pure experimental means and crucially relies on theoretical modeling implemented in the event generators. For a reliable interpretation of experiments one thus needs a model which provides a realistic description of both initial neutrino-nucleus interaction and the final state interaction of the produced hadrons.

The existing neutrino event generators describe FSI with the cascade model, mainly because it is relatively easy to implement and the simulation is not time-consuming. In GiBUU, on the contrary, FSI are implemented by solving the semi-classical Boltzmann-Uehling-Uhlenbeck (BUU) equation. It describes the dynamical evolution of the phase space density for each particle species under the influence of the mean field potential, introduced in the description of the initial nucleus state. Equations for various particle species are coupled through this mean field and also through the collision term. This term explicitly accounts for changes in the phase space density caused by elastic and inelastic collisions between particles. For a more detailed discussion of FSI see Ref. [4]. Thus, with 61 baryons and 21 mesons included in the model, we are solving the system of 83 coupled differential equations. The price to pay for this realistic description is computer time for the calculations.

Validation of our treatment of FSI can be demonstrated by comparison of the GiBUU calculations of proton transparency \mathcal{T} in electron scattering off carbon, iron and gold with the JLab/SLAC data. GiBUU calculations show a very good agreement with the data (see Fig. 5).

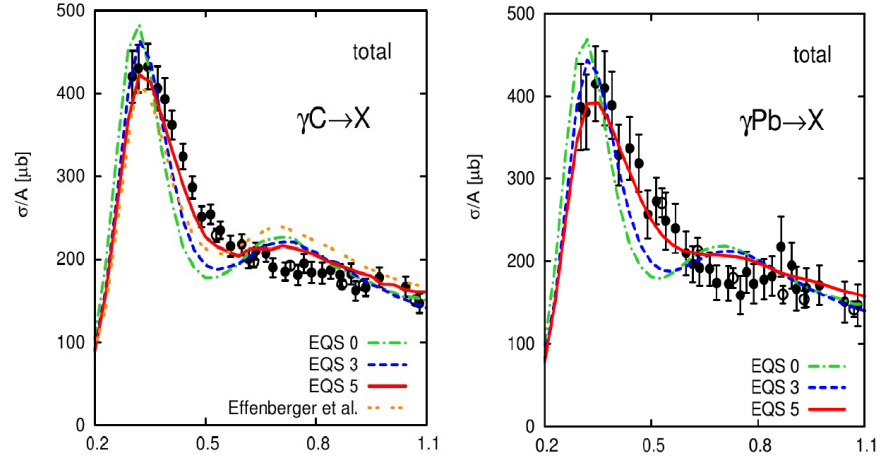


FIGURE 4. Photoabsorption cross section on carbon and lead targets versus photon energy. Calculation without nuclear potential (dashed green curves, labeled “EQS 0”) clearly shows the second peak not present in the data. Including nuclear potential without momentum dependence, the so-called soft potential (short-dashed blue curve, labeled “EQS 3”) slightly increases the cross section in the dip region. Using the momentum-dependent potential, medium momentum-dependent in particular (red solid curves, labeled “EQS 5”) noticeably increases the cross section in the dip region and slightly decreases it in the second peak region, thus improving agreement with the data.

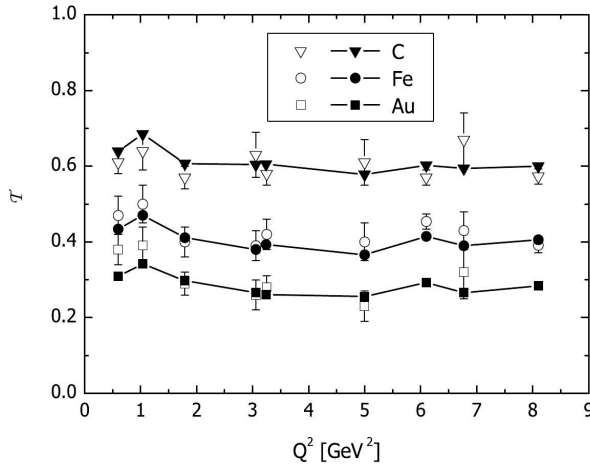


FIGURE 5. Transparency in electron scattering $A(e, e' p)$ off carbon, iron and gold versus the squared momentum transferred. Experimental data (filled symbols) are perfectly described by the GiBUU model (open symbols connected by lines).

Closely related to neutrino-induced reactions is the photoproduction of pions. On the nucleon (i.e., without final state interactions) these reactions directly test the vector part of the pion-production vertex. On nuclei this reaction tests the nuclear dynamics of pion propagation throughout the nucleus. GiBUU describes the dataset for photoproduction of neutral pions [6] on nuclei for photon energies up to 0.8 GeV quite well [10].

As an illustration, that will become relevant for the

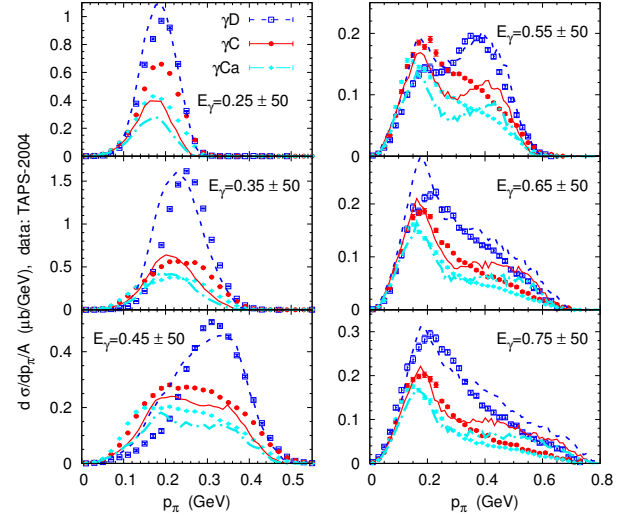


FIGURE 6. Momentum distributions of the outgoing pions for inclusive π^0 production in scattering of photons of energies 0.2 – 0.8 GeV off D (blue short-dashed curves), C (red solid curves) and Ca (dash-dotted cyan curves) nuclei. The data are from [6]. They contain coherent pion production, which is not included in the calculations; it plays a role only on the low-momentum side of the peak.

later discussions, Fig. 6 shows measured and calculated pion momentum distributions for π^0 photoproduction off D and C nuclei. The shapes of the experimental distributions change significantly when going from deuterium (which is nearly equivalent to production before FSI) to

C (corresponding to production after FSI). The main effect is a strong absorption of pions around momenta of 0.3 GeV due to the excitation of the Δ resonance and its subsequent pionless decay. GiBUU calculations reproduce this behavior and show a generally good agreement with the data; in the calculations the absorption around 0.3 GeV is indeed due to $N\Delta \rightarrow NN$ or $NN\Delta \rightarrow NNN$ collisions. The remaining discrepancies between theory and experiment for C and Ca give an indication of the systematic errors in the GiBUU calculations. We also note here that the calculations shown in Fig. 6 all use the collision-broadened width as given by Oset and Salcedo [11]. Using the free width instead would yield significantly too large cross sections at the peak position.

For the energy region around a few GeV also concepts such as 'formation zone' or 'formation time' become important; they attempt to model the finite time needed for a struck parton to hadronize into a groundstate hadron. At the lower invariant masses, in the resonance region, the formation time is exclusively determined by the inverse resonance width $\tau = 1/\Gamma$. The decay products of the resonance, e.g. the pions from Δ decay, appear according to an exponential decay law and then start to interact immediately; on the other hand, also before pion emission the Δ resonance can interact with other nucleons in the nucleus and, for example, can be absorbed through $\Delta N \rightarrow NN$, an important pion absorption channel. At higher energies where individual resonances melt into a QCD continuum this life-time of resonances is modeled by a formation time during which the interaction of the produced hadron with the nucleons in the nucleus is reduced. In [12, 13] we have used a reduction of this interaction by a constant factor, depending on the number of leading quarks in the formed hadron, which accounts well for the hadronization experiments in the HERMES energy regime. In [8] we have shown a more sophisticated method that contains a linear rise of the interaction cross section of the new formed hadron with the nucleons in the target nucleus can account for hadronization data over a wide range of leptonenergies, from about 10 to 200 GeV. We use this scheme, therefore, also for the neutrino reactions in the SIS and DIS regions [14].

Multiplicities

Another important point that should be checked by any neutrino event generator is the multiplicity of various particles. Such comparison was made first in [15] within the GENIE event generator. Here we present the corresponding results from the GiBUU model.

Fig. 7 compares our calculations for the multiplicities for all charged hadrons with the data available from the old neutrino experiments. Fig. 8 shows the multiplicities

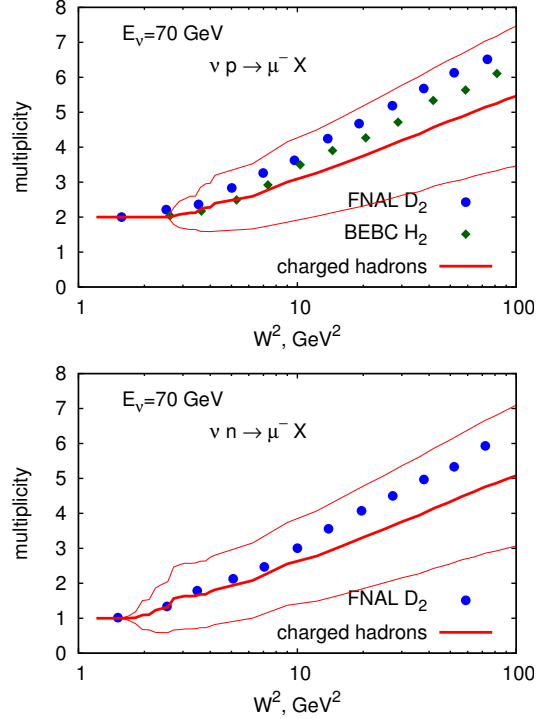


FIGURE 7. Average multiplicities for charged hadron production (red thick solid curves) with 1σ confidence intervals (red thin solid curves) for proton (top panel) and neutron (bottom panel) targets versus the squared invariant hadron mass W^2 . GiBUU calculations are compared with the FNAL (blue circles) data on deuterium target and BEBC (green diamonds) data on hydrogen target.

for production of neutral pions and kaons. It is interesting to note here that experimentally the data on proton and nuclear targets nearly coincide. Furthermore, they lie well within a $1\text{-}\sigma$ confidence band (the latter is calculated within GiBUU).

SHALLOW INELASTIC SCATTERING

Now let us proceed with the neutrino and antineutrino reactions:

$$\nu(k^\mu)N(p^\mu) \rightarrow \mu^-(k'^\mu)X,$$

$$\bar{\nu}(k^\mu)N(p^\mu) \rightarrow \mu^+(k'^\mu)X,$$

with a bound nucleon inside the nucleus.

As we learned from photoproduction described in the previous section, we expect all reaction channels to be important. Thus, the total absorption cross section is then calculated as $\sigma_{\text{tot}} = \sigma_{\text{QE}} + \sigma_{\text{RES}} + \sigma_{\text{bgr}} + \sigma_{\text{DIS}}$. Each term is shown explicitly in Fig. 9 for the example of the $d\sigma/dQ^2$ and the $d\sigma/d\nu$ cross sections. At low Q^2

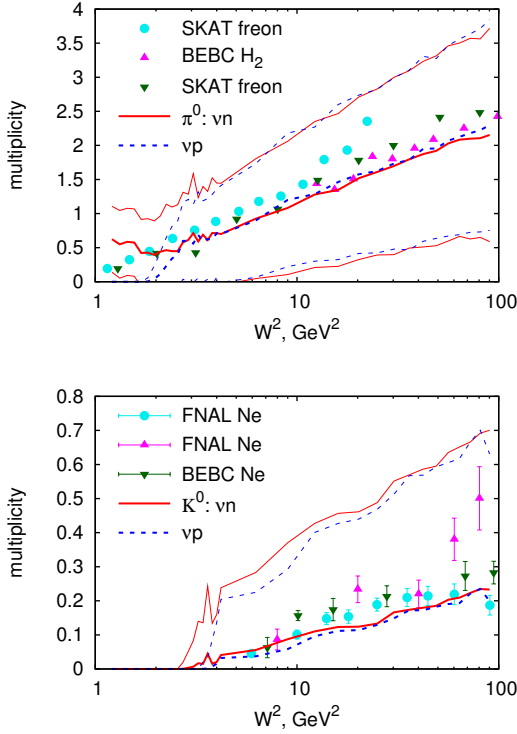


FIGURE 8. Average multiplicities for π^0 (top panel) and K^0 (bottom panel) production versus the squared invariant hadron mass W^2 . GiBUU calculations for proton (blue thick short-dashed curves) and neutron (red thick solid curves) targets and the corresponding 1σ confidence intervals (thin curves) are compared to the SKAT data for freon and BEBC data for hydrogen.

all contributions are important. All of them except DIS, however, strongly fall off with increasing Q^2 . The DIS contribution, on the other hand, is much flatter in Q^2 ; its absolute value will also grow with increasing energy. The dependence on energy transfer ν is dominated by different channels in different regions of ν . It is clearly seen, that as soon as the neutrino energy is large enough to allow $\nu > 2$ GeV, which is the case for the present experiments, all the processes will be important.

From Fig. 9 it is also clear, that at neutrino energies above a few GeV the major contribution to the total cross section comes from DIS. According to the predictions of the parton model, the DIS cross section grows linearly with energy. At high neutrino energies the data are, therefore, conveniently presented as cross section per energy $\sigma_{\text{tot}}/E_\nu$.

Figure 10 shows the results of our calculations of the total cross section as well as the DIS and other contributions indicated in the figure for both neutrino and antineutrino scattering on an isoscalar target. The world average values and their error bands are indicated for

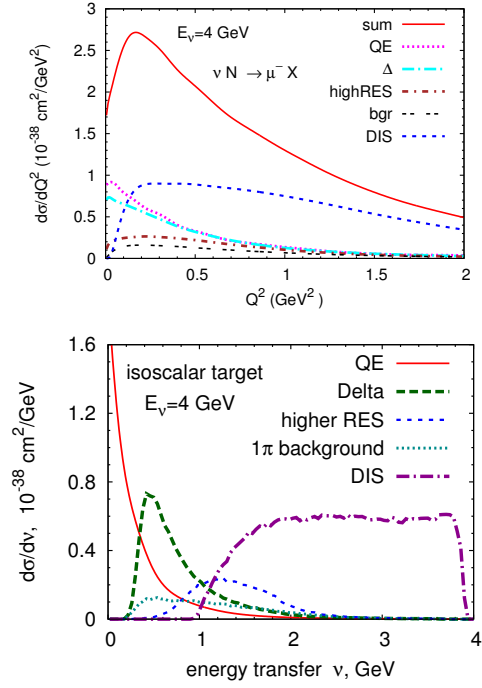


FIGURE 9. Cross sections $d\sigma/dQ^2$ (top panel) and $d\sigma/d\nu$ (bottom panel) per nucleon for CC neutrino scattering off an isoscalar target for $E_\nu = 4$ GeV.

comparison for $E_\nu > 30$ GeV. The NOMAD experiment has recently performed measurements on a composite target with a measured composition of 52.43% protons and 47.57% neutrons [16]. The measurements were then corrected for the non-isoscalarity, and the results are presented as isoscalar cross section. The data points are shown in Fig. 10 as solid triangles.

For neutrinos, the DIS contribution becomes larger than the Δ contribution at about 3 GeV, and at 5 GeV it is already about 60% of the total and reaches 95% at higher energies. The rest is to be attributed to other channels. For antineutrinos, the DIS contribution becomes larger than the Δ channel at about 4 GeV; it is 40% of the total at $E_\nu \sim 5$ GeV and reaches 95% at higher neutrino energies. This clearly has implications for theoretical analyses of the cross section measurements in the MINOS and NOvA experiments.

Such interplay of various reaction mechanism is the distinguishing feature of the Shallow Inelastic Scattering (SIS), which reveals itself for a wide range of neutrino energies of few GeV.

The dip in the total antineutrino cross section at $E_\nu \sim 3 - 4$ GeV (there is an indication for a similar effect in the neutrino cross section) shows up as such only in the $1/E_\nu$ scaled cross section. It is caused by an interplay of the downfall of the resonance contributions and the rise

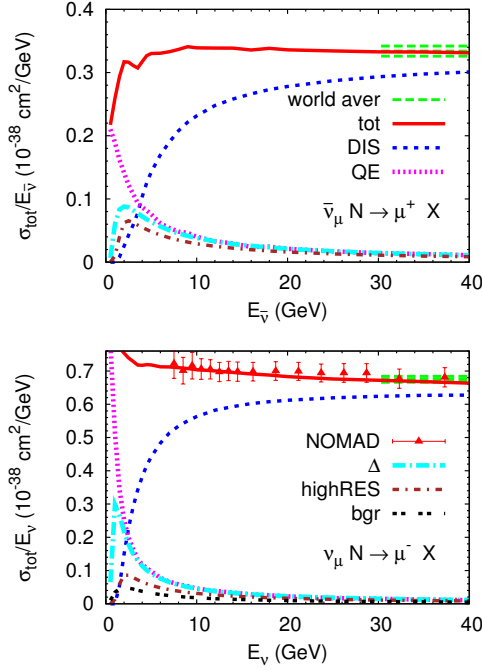


FIGURE 10. Total (red solid), DIS (blue dashed) and other cross sections per energy per nucleon for antineutrino (top panel) and neutrino (bottom panel) inclusive scattering on an isoscalar target. Curves are compared with the world averaged values, denoted by the dashed band. Data points from the NOMAD experiment [16] are shown as solid triangles.

of DIS and could indicate that our model misses some strength here. This intermediate energy region would be most sensitive to the pion (one or more) background. A clarification must wait until much more precise data for 1π and 2π production become available.

Nuclear effects in DIS

Modern neutrino experiments often use the world-average inclusive neutrino cross sections above neutrino energy of 30 GeV (also shown here in Fig. 10) as a benchmark for normalization. Recall, however, that all the old experiments, used to derive this average, were actually performed on nuclear targets. If the target was non-isoscalar, a corresponding correction was applied and the isoscalar cross section was extracted [19]. Such a procedure as well as the introduction of the “world-average” value is meaningful only if nuclear corrections are very small.

The EMC effect shows that there are nuclear corrections to the free cross sections for electrons [20]. For neutrino reactions, however, the situation is controversial. On one hand, nuclear parton distributions, based on

electromagnetic scattering data and intended for description of both charged lepton and neutrino reactions, were introduced. For a review and a list of recent parametrization see, for example, Ref. [21]. On the other hand, a recent investigation [22, 23] showed that in neutrino reactions nuclear corrections to parton distributions have about the same magnitude as for electrons, but have a very different dependence on the Bjorken- x variable. The topic remains controversial [24], with the hope that future precise Minerva results on various targets will clarify the situation.

As we have already mentioned above, the GiBUU code uses PYTHIA for the simulation of the DIS processes. Since the PYTHIA code was designed for elementary reactions we have to provide some “quasi-free” kinematics as input to PYTHIA that removes the effects of the binding potential on the nucleon. Various prescriptions to do this have been used (for details see Ref. [4]) and are compared with each other and with the free cross section in Fig. 11. The corresponding cross sections are denoted as “F-NO” (the invariant energy W^2 of the boson-nucleon system is calculated as $(k - k' + p)^2$ and not corrected), “F-CM” (bound nucleon is boosted into the center-of-momentum frame and the nuclear potential is removed from its energy, the nucleon then is boosted back, and W is calculated), and “F-MED” (W^2 is taken as $(k - k' + p)^2 - m_N^{*2} + m_N^2$). In all these calculations parton distributions appropriate for free nucleons have been used.

It is seen that the difference between these various prescriptions is quite small (about 2 % at the lowest energy and less at the highest energy); also, the results all approach the free cross section at the highest energy. We consider small differences between the results obtained with the various prescriptions mentioned above as intrinsic uncertainty of the GiBUU code, reflecting the lack of a detailed understanding of nuclear effects. No other event generator, as far as we know, accounts for nuclear corrections in high-energy neutrino reactions. Nuclear parton distribution functions from Ref. [25] are also implemented as one of the options to use. To avoid double counting, nuclear 35potential and Fermi motion are switched off in such calculations. The result (“nuclearPDF”) as well as the free cross section for iron composition (“26p+30n”) are also shown in Fig. 11.

Fig. 11 shows that for antineutrinos our curves are within the spread of the MINOS and IHEP-JINR data [18]. The overall agreement of our calculations with the data is, therefore, better than the agreement of the data with each other. At low energies, where the main contribution comes from the QE and resonance production, nuclear effects are known to reduce the neutrino and antineutrino cross section. This is why, at $E_{\bar{\nu}} < 5$ GeV, the curves “F-NO”, “F-CM”, and “F-MED”, that take into account the nuclear effects explicitly, lie noticeably

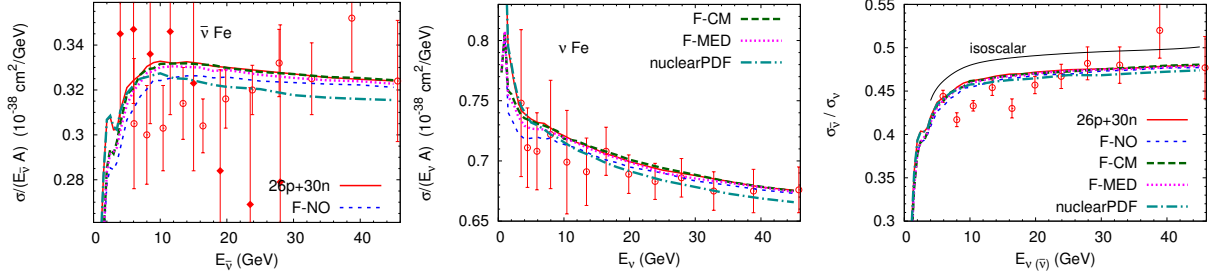


FIGURE 11. Cross sections $\sigma_{\text{tot}}/E_\nu$ per nucleon for antineutrino $\bar{\nu}_\mu \text{Fe} \rightarrow \mu^+ X$ (left panel) and neutrino $\nu_\mu \text{Fe} \rightarrow \mu^- X$ (middle panel) inclusive scattering off iron, as well as their ratio (right panel). Also shown is the calculated ratio for an isoscalar-corrected target. Experimental data are taken from Refs. [17] (MINOS, open circles) and [18] (IHEP-JINR, solid diamonds).

lower than the “26p+30n” curve. At high energies, however, the curves converge towards each other. The “nuclearPDF” curve, which implies modification of the DIS channel only, coincides with the “26p+30n” curve at low energies and consistently deviates from it to lower values of the cross section at higher energies where DIS dominates. The peak and dip in the region 3 – 4 GeV in the free cross section have the same origin as for the isoscalar cross section, as discussed in the previous section. Nuclear effects, mainly Fermi motion, wash out this structure so it is no longer visible in the nuclear cross sections.

For neutrinos our curves are in good agreement with the recent MINOS experiment, they lie within the errors of the data points. For both neutrinos and antineutrinos nuclear effects are noticeable at low energies. For higher energies, $E_\nu > 5$ GeV, the curves “F-NO” “F-CM” and “F-MED” all approach each other and the “26p+30n” curve, reflecting the expected disappearance of nuclear effects with increasing energy.

In Fig. 11 we also show the ratio of antineutrino cross section to the neutrino one as a function of energy, which is in good agreement with the recent MINOS data. The ratio rises with energy, gradually flattening out. It is below its asymptotic value obtained for an isoscalar-corrected target (≈ 0.5 at high energies [19]); the corresponding isoscalar curve is also shown in the figure. It is interesting that this ratio is remarkably insensitive to any nuclear effects, even at the lower energies, as illustrated by the fact that now all the curves for the various in-medium correction methods lie essentially on top of each other.

Importance of final state interactions in semiinclusive reactions

As we already mentioned, FSI can significantly change the experimental signature of the initial neutrino-reaction and, thus, their realistic description is indispens-

able. To demonstrate this point explicitly, in this section we present spectra for outgoing pions and nucleons for MINOS and NovA experiments before and after FSI. No acceptance cuts and no detector thresholds are assumed for the outgoing hadrons.

The kinetic energy distributions of outgoing nucleons are shown in Fig. 12 for one nucleon events (one nucleon of a given charge and no other nucleons in the final state).

One can easily see an essential decrease of the cross section after FSI as compared to those before FSI. This decrease at higher kinetic energy energies ($T > 0.05$ GeV) is natural to expect, because a nucleon can rescatter in the nucleus and knock out another nucleon; the nucleon is then gone from the one nucleon channel. At the same time, its kinetic energy would be spread between the two secondary nucleons. If these two have an energy large enough, they could, in turn, produce more lower-energy nucleons. The same knock-out can be caused by a pion produced in a primary interaction. This process, which can develop as a cascade, leads to an increase of multi-nucleon events with low kinetic energies.

Figure 13 shows the π^+ , π^0 and π^- spectra for one pion events for neutrino- and antineutrino-induced reactions. For the dominant channels (π^+ production in neutrino reactions and π^- in antineutrino ones), the FSI decrease the cross section at $T_\pi > 0.2$ GeV. At lower neutrino energies this is mainly due to pion absorption through $\pi N \rightarrow \Delta$ followed by $\Delta N \rightarrow NN$. At higher energies pions can also be absorbed through η and Δ production $\pi N \rightarrow \eta \Delta$, production of higher resonances $\pi N \rightarrow R$ followed by $RN \rightarrow NN$ or $R \rightarrow \eta N$, non-resonant pion absorption $\pi NN \rightarrow NN$, production of ω mesons $\pi N \rightarrow \omega N$, ϕ mesons $\pi N \rightarrow \phi N$, and strange mesons $\pi N \rightarrow \Sigma K, \Lambda K, K \bar{K} N$. All these channels (and more) are included in GiBUU and contribute to pion absorption.

In addition, pion scattering in the FSI also decreases the pion energy. Here elastic scattering as well as DIS events of the type $\pi N \rightarrow \text{multi-}\pi N$ deplete the spectra at higher energies and accumulate strength at lower energies. Thus, an increase of the cross sections is observed

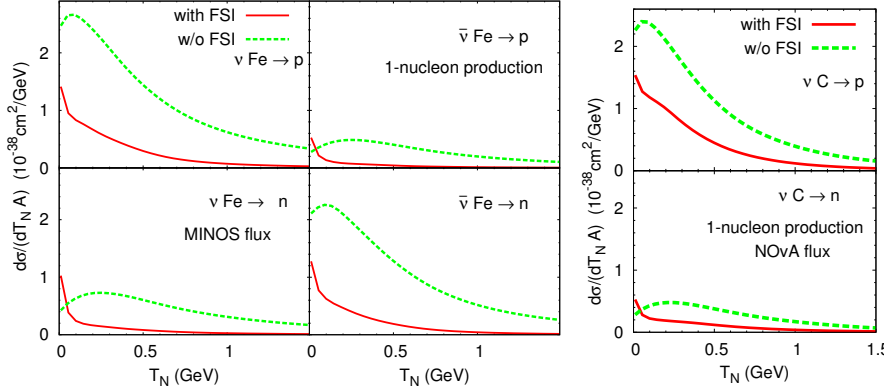


FIGURE 12. Kinetic energy distributions per target nucleon for one nucleon (one nucleon of the indicated charge and no other nucleons) production in neutrino and antineutrino scattering off iron and carbon. The left block of figures shows the results obtained for the MINOS flux on iron target, and the right block those for the NOvA flux on carbon target.

at $T_\pi < 0.15$ GeV, where the cross sections after FSI are higher than before, and a decrease above this energy. Additionally, low-energy pions may come from reactions such as $\eta N \rightarrow R$ followed by $R \rightarrow \pi N$. Altogether this leads to a significant change of the shape of the spectra. In particular, there is a strong build-up of strength around $T_\pi = 0.06$ GeV, where the cross section after FSI is about 50% higher than before. This is primarily due to the slowing down of pions by FSI and the low $\pi - N$ cross section in this energy region. We note that the size of this effect depends somewhat on the treatment of the collisional width of the Δ resonance [26].

The observed pions can be produced by different reaction mechanisms. It is, therefore, interesting to analyze where the various final states come from. Fig. 14 shows the origin of the pions (that is, the initial vertex at which the pion was produced) in the dominant channels for various final states. It is interesting to see that even for the MINOS flux, which peaks at 3 GeV and has a high-energy tail, one pion production receives its major contribution from Δ resonance production and its following decay. The second largest contribution comes from DIS. This reflects the fact that even in a DIS event the final state may involve a Δ that subsequently decays into a pion. For the other final states with more than one pion DIS dominates, but the Δ is still visible. This reflects the fact that the pion and nucleon produced in the decay of the primary Δ undergo FSI which result in several pions in the final state. The contribution from the QE vertex is very small but nonzero. In this case the outgoing pion can be produced only during the FSI, for example, due to the $NN \rightarrow N\Delta$ scattering followed by $\Delta \rightarrow N\pi$.

Figs. 13 and 14 show that the pion spectra (after FSI) all exhibit the typical shape that we already noticed for the calculated MiniBooNE pion spectra [27]. This is so because this spectral shape is a consequence of FSI alone (absorption of pions through the Δ resonance)

and not of the production mechanism. Typical for this higher energy is only the long tails towards higher pion energies which stems from DIS production processes. The various production processes possible at these higher energies thus determine the absolute magnitude of the cross section, but not its shape.

We note here that the magnitude of the experimentally measured cross section depends on the flux used to extract it from the event rate and this flux carries its own uncertainties. The uncertainty in the overall flux magnitude (but not in its shape!) could be removed by comparing ratios of pion production cross sections for different charge states, but this would not constrain the underlying theoretical description of electroweak pion production. More interesting could be a comparison of magnitudes of the 1π vs. 2π (or even $n\pi$) channels because the latter are predominantly produced by DIS processes (see Fig. 14).

CONCLUSIONS

In conclusion we summarize here a few essential points.

- Any neutrino event generator should have all initial reaction mechanisms (quasi-elastic scattering, Δ production, production of higher resonances, background 1- and many-pion production, DIS) under control. This is especially important for experiments working in the SIS energy region (nearly all current experiments).
- To improve modeling in the SIS region, elementary inputs (that is, cross sections on nucleon targets) are needed, especially for pion production.
- Nuclear dynamics should be checked with electron- and photon-induced reactions. There are lots of relevant data out there.

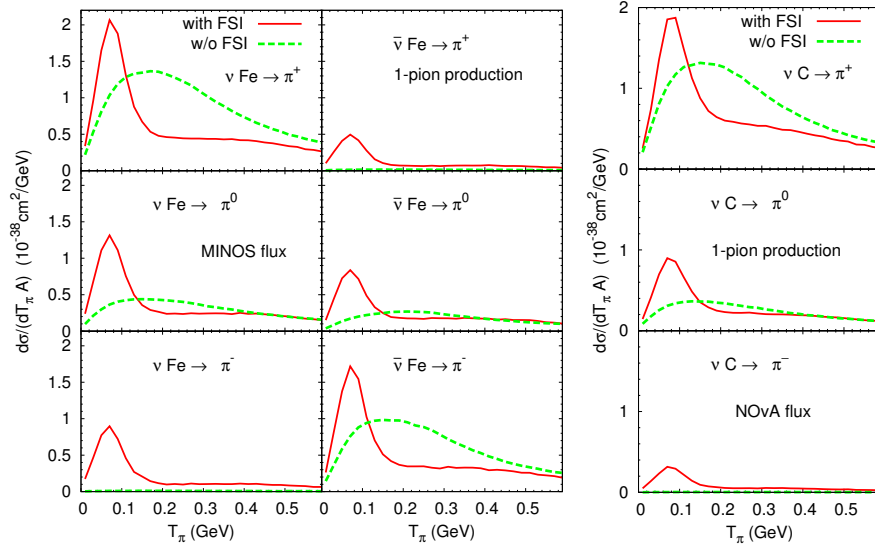


FIGURE 13. Pion kinetic energy distributions per target nucleon for neutrino and antineutrino scattering off iron and carbon for one pion production (one pion of the indicated charge and no other pions are produced).

- Multiplicities of ejected hadrons give a sensitive test for final state interactions.
- Pions and nucleons in the detector are in general not those produced in the initial interaction vertex, but those after final state interactions. This is why a realistic modeling of FSI should be an important issue in any generator.

This work has been supported by DFG and BMBF.

REFERENCES

1. O. Lalakulich, and U. Mosel, *Phys.Rev.* **C86**, 054606 (2012), 1208.3678.
2. T. Leitner, L. Alvarez-Ruso, and U. Mosel, *Phys. Rev.* **C73**, 065502 (2006), nucl-th/0601103.
3. T. Leitner, L. Alvarez-Ruso, and U. Mosel, *Phys. Rev.* **C74**, 065502 (2006), nucl-th/0606058.
4. O. Buss, T. Gaitanos, K. Gallmeister, H. van Hees, M. Kaskulov, et al., *Phys.Rept.* **512**, 1–124 (2012), 1106.1344.
5. M. Effenberger, and U. Mosel, *Phys.Rev.* **C62**, 014605 (2000), nucl-th/9908078.
6. B. Krusche, J. Lehr, J. Ahrens, J. Annand, R. Beck, et al., *Eur.Phys.J.* **A22**, 277–291 (2004), nucl-ex/0406002.
7. O. Buss, T. Leitner, U. Mosel, and L. Alvarez-Ruso, *Phys.Rev.* **C76**, 035502 (2007), 0707.0232.
8. K. Gallmeister, and U. Mosel, *Nucl. Phys.* **A801**, 68–79 (2008), nucl-th/0701064.
9. T. Leitner, O. Buss, L. Alvarez-Ruso, and U. Mosel, *Phys. Rev.* **C79**, 034601 (2009), 0812.0587.
10. J. Lehr, *In-Medium Eigenschaften von Nukleonen und Nukleonresonanzen in einem semiklassischen Transportmodell*, Ph.D. thesis, Giessen University, Germany (2003), available online at theorie.physik.uni-giessen.de.
11. E. Oset, and L. L. Salcedo, *Nucl. Phys.* **A468**, 631–652 (1987).
12. T. Falter, W. Cassing, K. Gallmeister, and U. Mosel, *Phys.Lett.* **B594**, 61–68 (2004), nucl-th/0303011.
13. T. Falter, W. Cassing, K. Gallmeister, and U. Mosel, *Phys. Rev.* **C70**, 054609 (2004), nucl-th/0406023.
14. O. Lalakulich, K. Gallmeister, and U. Mosel, *Phys.Rev.* **C86**, 014607 (2012), 1205.1061.
15. T. Yang, C. Andreopoulos, H. Gallagher, K. Hoffmann, and P. Kehayias, *Eur.Phys.J.* **C63**, 1–10 (2009), 0904.4043.
16. Q. Wu, et al., *Phys. Lett.* **B660**, 19–25 (2008), 0711.1183.
17. P. Adamson, et al., *Phys. Rev.* **D81**, 072002 (2010), 0910.2201.
18. V. B. Anikeev, et al., *Z. Phys.* **C70**, 39–46 (1996).
19. J. M. Conrad, M. H. Shaevitz, and T. Bolton, *Rev. Mod. Phys.* **70**, 1341–1392 (1998), hep-ex/9707015.
20. G. Piller, and W. Weise, *Phys.Rept.* **330**, 1–94 (2000), hep-ph/9908230.
21. M. Hirai, S. Kumano, and K. Saito, *AIP Conf. Proc.* **1189**, 269–275 (2009), 0909.2329.
22. I. Schienbein, et al., *Phys. Rev.* **D77**, 054013 (2008), 0710.4897.
23. K. Kovarik, et al., *Phys. Rev. Lett.* **106**, 122301 (2011), 1012.0286.
24. H. Paukkunen, and C. A. Salgado (2013), 1302.2001.
25. K. J. Eskola, V. J. Kolhinen, and C. A. Salgado, *Eur. Phys. J.* **C9**, 61–68 (1999), hep-ph/9807297.
26. T. J. Leitner, *Neutrino-nucleus interactions in a coupled-channel hadronic transport model*, Ph.D. thesis, Giessen University, Germany (2009), available online at <http://theorie.physik.uni-giessen.de>.
27. O. Lalakulich, and U. Mosel, *Phys.Rev.* **C87**, 014602 (2013), 1210.4717.

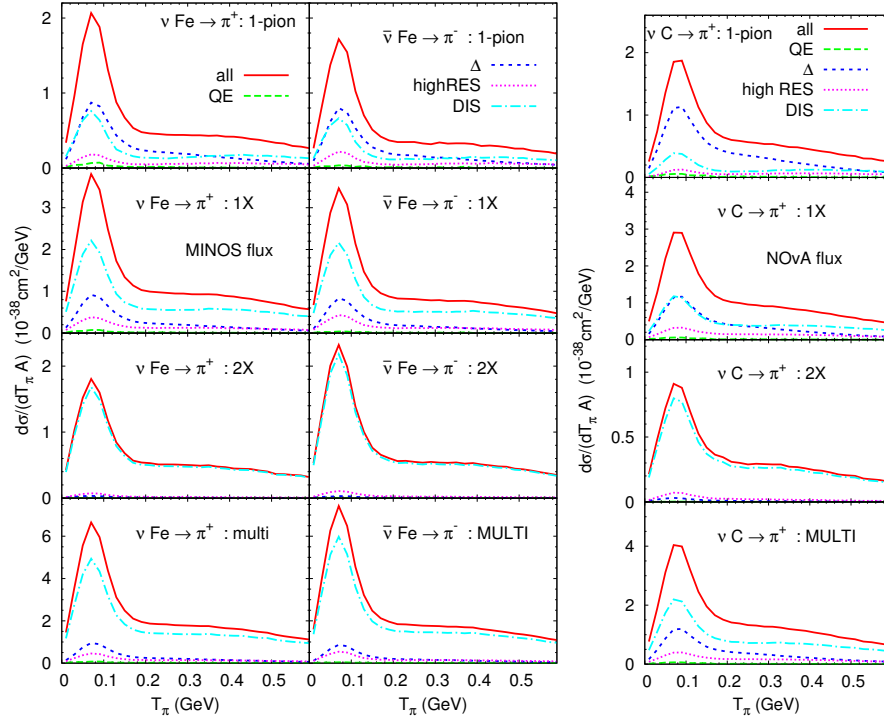


FIGURE 14. Pion kinetic energy distributions per target nucleon for π^+ production in neutrino and π^- production in antineutrino scattering off iron and carbon (both are dominant channels), showing various contribution to a given final state: "1-pion" only one pion of the indicated charge and no other pions are produced; "1X" one pion of the indicated charge and any number of pions of other charges are produced; "2X" two pion of the indicated charge and any number of pions of other charges are produced; "MULTI" at least one pion of the indicated charge and any number of pions of other charges are produced.