

Higgs Boson Mass, Proton Decay, Naturalness and Constraints of LHC and Planck Data

Mengxi Liu^{*1} and Pran Nath^{†1}

¹*Department of Physics, Northeastern University, Boston, MA 02115, USA*

(Dated: February 27, 2024)

A Higgs boson mass ~ 126 GeV as determined by the LHC data requires a large loop correction which in turn implies a large sfermion mass. Implication of this result for the stability of the proton in supersymmetric grand unified theories is examined including other experiments constraints along with the most recent result on cold dark matter from Planck. It is shown that over the allowed parameter space of supergravity unified models, proton lifetime is highly sensitive to the Higgs boson mass and a few GeV shift in its mass can change the proton decay lifetime for the mode $p \rightarrow \bar{\nu} K^+$ by as much as two orders of magnitude or more. An analysis is also given on the nature of radiative breaking of the electroweak symmetry in view of the high Higgs boson, and it is shown that most of the parameter space of universal and non-universal supergravity unified models lies on the Hyperbolic Branch of radiative breaking of the electroweak symmetry, while the Ellipsoidal Branch and the Focal Point regions are highly depleted and contain only a very small region of the allowed parameter space. Also discussed are the naturalness criteria when the proton stability constraints along with the electroweak symmetry breaking are considered together. It is shown that under the assumed naturalness criteria the overall fine tuning is improved for larger values of the scalar mass with the inclusion of the proton stability constraint. Thus the naturalness criteria including proton stability along with electroweak symmetry breaking constraints tend to favor the weak scale of SUSY in the several TeV region. Implications for the discovery of supersymmetry in view of the high Higgs mass are briefly discussed.

Keywords: **Higgs boson, proton decay, naturalness, LHC, Planck data**

I. INTRODUCTION

Over the past year the ATLAS and the CMS Collaborations have identified a signal for a boson around ~ 126 GeV. Thus the ATLAS Collaboration finds a signal at $126.0 \pm 0.4(\text{stat}) \pm 0.4(\text{sys})$ GeV which is at the 5.0σ level [1] while the CMS Collaboration finds a signal at $125.3 \pm 0.4(\text{stat}) \pm 0.5(\text{sys})$ GeV at the 5.0σ level [2]. While the properties of the new boson still need to be fully established, it is widely believed that the discovered boson is indeed the Higgs boson [3–5] that enters in the breaking of the electroweak symmetry of the Standard Model [6, 7]. Remarkably the Higgs boson mass lies close to the upper limit predicted in supergravity grand unified models [8–11] which predict an upper limit of around 130 GeV [12–16] (For a recent review of Higgs and supersymmetry see [17]). The high mass ~ 126 GeV requires a large loop correction which in turn implies that some of the sparticles entering the loop corrections (for a review see [18]) to the Higgs mass must be in the several TeV range. In this case the heavy particles could be out of reach of the LHC. One possibility is that a part of the Higgs boson arises from sources outside of the MSSM such as from corrections arising from vector like multiplets [19–22]. However, in this work we do not make that assumption.

In the early analyses using radiative breaking of the electroweak symmetry (for a review see [23]) only the Ellipsoidal Branch was known, in that a fixed value of the μ (the Higgs mixing parameter) implied upper limits on sparticle masses. However, the situation changed drastically with the discovery of the Hyperbolic Branch [24, 25] (for related work see [26, 27]) when it was discovered that another branch of radiative breaking of the electroweak symmetry existed where the sparticle masses could lie in the several TeV region while μ could still be at the sub TeV scale. Specifically on this branch TeV size scalars can exist consistent with small μ . In this work we investigate the allowed parameter space of supergravity models under the constraint that the models accommodate the high Higgs mass. We show that for supergravity models most of the allowed parameter space under the high Higgs mass restriction lies on the Hyperbolic Branch while the Ellipsoidal Branch and Focal Point region accommodate only a small fraction of the allowed parameter space. We discuss the above for supergravity models with universal boundary conditions (mSUGRA/CMSSM) as well as supergravity models with non-universal gaugino masses (NuSUGRA). Sensitivity of

^{*} Email: m.liu@neu.edu

[†] Email: nath@neu.edu

the proton lifetime to the Higgs boson mass is investigated and it is shown that the proton lifetime is correlated very sensitively to the Higgs boson mass. Further we discuss issues of naturalness in view of the large Higgs boson mass and the stability of the proton. It is shown that a composite fine tuning including proton stability along with the radiative electroweak symmetry breaking constraint prefers a SUSY scale in the several TeV region.

The outline of the rest of the paper is as follows: In Sec.(II) we discuss the radiative breaking of the electroweak symmetry under the constraint of the high Higgs boson mass. Here we show that most of the parameter space of supergravity unified models with universal boundary conditions lies on the Hyperbolic branch while the Ellipsoidal Branch and the Focal Point region are essentially empty. In Sec.(III) we discuss the implications of the high Higgs boson mass on the proton lifetime and show that the proton lifetime is very sensitive to small shifts in the Higgs boson mass. Thus a shift of a few GeV of the light Higgs boson mass can change the proton lifetime by as much as two orders of magnitude or more. In Sec.(IV) we extend the discussion to supergravity unified models with non-universalities and show that the broad conclusions drawn in the previous sections still hold. In Sec.(V) we discuss the issue of naturalness and fine tuning when the proton stability constraints are combined with the constraints from electroweak symmetry breaking. Here it is shown that the fine tuning criteria including both the proton stability and the electroweak symmetry breaking constraints favor a high sfermion scale. Conclusions are given in Sec.(VI).

II. HIGGS MASS AND BRANCHES OF RADIATIVE BREAKING OF THE ELECTROWEAK SYMMETRY

It is of interest to investigate the allowed parameter space of the supergravity unified models under the constraint of the high Higgs boson mass. We consider first supergravity unified models with universal boundary conditions consisting of the universal scalar mass m_0 , universal gaugino mass $m_{1/2}$, universal trilinear coupling A_0 , $\tan \beta = < H_2 > / < H_1 >$ where H_2 gives mass to the up quarks and H_1 gives mass to the down quarks and leptons, and the Higgs mixing parameter μ which enters the superpotential via the term $\mu H_1 H_2$. Of specific interest is to determine the branch of radiative breaking of the electroweak symmetry preferred by the high mass. Thus the radiative electroweak symmetry breaking can be exhibited in the following form [24, 28]

$$\mu^2 + \frac{1}{2}M_Z^2 = m_0^2 C_1 + A_0'^2 C_2 + m_{1/2}^2 C_3' + \Delta\mu_{\text{loop}}^2, \quad (1)$$

where $A_0' \equiv A_0 + \frac{C_4}{2C_2}m_{1/2}$ and

$$C_1 = \frac{1}{\tan^2 \beta - 1} \left(1 - \frac{3D_0 - 1}{2} \tan^2 \beta \right), \quad C_2 = \frac{\tan^2 \beta}{\tan^2 \beta - 1} k, \quad C_3' \equiv C_3 - \frac{C_4^2}{4C_2}, \quad (2)$$

$$C_3 = \frac{1}{\tan^2 \beta - 1} (g - e \tan^2 \beta), \quad C_4 = -\frac{\tan^2 \beta}{\tan^2 \beta - 1} f. \quad (3)$$

Here e, f, g, k are as defined in [29] and $D_0(t)$ is defined by

$$D_0(t) = (1 + 6Y_0 F(t))^{-1}. \quad (4)$$

In the above $Y_0 = h_t(0)^2/(4\pi^2)$, where $h_t(0)$ is the top Yukawa coupling at the GUT scale, $M_G \simeq 2 \times 10^{16}$ GeV. $F(t)$ is defined by $F(t) = \int_0^t E(t') dt'$, where $E(t) = (1 + \beta_3 t)^{16/3b_3} (1 + \beta_2 t)^{3/b_2} (1 + \beta_1 t)^{13/9b_1}$. Here $\beta_i = \alpha_i(0)b_i/(4\pi)$ and $b_i = (-3, 1, 11)$ for $SU(3), SU(2)$ and $U(1)$ and $t = \ln(M_G^2/Q^2)$ where Q is the renormalization group point. We are using the normalizations where $\alpha_3(0) = \alpha_2(0) = \frac{5}{3}\alpha_1(0) = \alpha_G(0)$ and $\alpha_G(0)$ is the common value of the normalized α 's at the GUT scale. Finally, $\Delta\mu_{\text{loop}}^2$ is the loop correction [30]. To understand the origin of the branches of radiative breaking it is useful to choose a renormalization group scale Q where the loop correction $\Delta\mu_{\text{loop}}^2$ is minimized. In this circumstance if all the coefficients C_1, C_2, C_3' are positive, the right hand side of Eq.(1) is a positive sum of squares which leads to an upper limit on each of soft parameters determined by the size of $\mu^2 + \frac{1}{2}M_Z^2$ on the left hand side. This is the so called Ellipsoidal Branch (EB) where μ sets an upper limit on the soft parameters and thus on the size of the sparticle masses. This is typically the case if the loop correction $\Delta\mu_{\text{loop}}^2$ is small. However, the situation changes drastically if the loop correction $\Delta\mu_{\text{loop}}^2$ is large. This is so because C_i are functions of the renormalization group (RG) scale Q and for the case when the loop correction $\Delta\mu_{\text{loop}}^2$ is large the RG dependence of C_i can become significant. Indeed as we change the renormalization group scale Q , there is a rapid change in $\Delta\mu_{\text{loop}}^2$, and a rapid

compensating change also in the remaining terms on the right hand side of Eq.(1) so that μ^2 does not exhibit any rapid dependence on Q . Now it turns out that there are regions of the parameter space where one or more of the C_i may turn negative as Q varies. For the supergravity unified models with universal boundary conditions this is the case for C_1 , i.e., in certain regions of the parameter space C_1 can turn negative while the remainder on the right hand side of Eq.(1) remains positive. In this case it is useful to write Eq.(1) in the following form

$$\mu^2 = \begin{pmatrix} +1 & (\text{EB}) \\ 0 & (\text{FP}) \\ -1 & (\text{HB}) \end{pmatrix} m_0^2 |C_1| + \Delta^2, \quad (5)$$

where Δ^2 stands for the rest of the terms in Eq.(1). In Eq.(5) +1 corresponds to the Ellipsoidal Branch (EB), -1 corresponds to the Hyperbolic Branch (HB) and $C_1 = 0$ is the boundary point between the two which we call Focal Point (FP). Its approximate form when $\tan \beta \gg 1$ is the Focus Point [31]. $C_1 = 0$ is achieved when $D_0 = 1/3$ (see Appendix A). We wish now to identify the allowed regions of the mSUGRA parameter space in terms of the branch on which they reside, i.e., EB, HB or FP. To quantify the region FP we define a small corridor around $C_1 = 0$. This is feasible since FP is very sensitive to the top quark mass and we utilize the error in the top quark mass to define the corridor around $C_1 = 0$. Currently the top quark mass is determined to be $m_t = (173.5 \pm 1.0)$ GeV and thus we define the FP corridor so that [32],

$$|C_1| < \delta(Q, m_t), \quad \delta(Q, m_t) \ll 1, \quad (6)$$

where

$$\delta(Q, m_t) \simeq 3(1 - D_0) \frac{\delta m_t}{m_t}, \quad (7)$$

and where D_0 is defined in Eq.(4). Thus the Focal Point corresponds to the corridor $-|\delta| < C_1 < |\delta|$, the EB corresponds to $C_1 > |\delta|$ and HB corresponds to $C_1 < -|\delta|$. EB consists of closed elliptical curves and closed surfaces in the soft parameter space for fixed μ , while the HB region $C_1 < -|\delta|$ consists of open curves and open surfaces. We now define a focal curve (FC) on HB as the one where two soft parameters can get large while μ remains fixed. It was shown in [32] that in mSUGRA there exist two varieties of Focal Curves FC1 and FC2 as shown in Table I. On FC1, $m_{1/2}$ and μ remain fixed while m_0 and $m_{1/2}$ get large, and thus FC1 is an open curve lying in the $m_0 - A_0$ plane. On FC2, A_0 and μ remain fixed while m_0 and A_0 get large, and thus FC2 is an open curve lying in the $m_0 - m_{1/2}$ plane. A convolution of focal curves leads to focal surfaces¹. It is interesting to classify the allowed parameter space of mSUGRA in terms of the branch of radiative breaking of the electroweak symmetry they lie on, i.e., EB, HB or FP. This is done under the constraints of the most recent LHC searches [33–37] and other experimental constraints including the most recent results from the Planck experiment [38].

Focal Curve	Large soft parameters	Small soft parameters
HB/FC1	$m_0 - A_0$	$m_{1/2}$
HB/FC2	$m_0 - m_{1/2}$	A_0

TABLE I: Classification of focal curves in mSUGRA. The focal curve HB/FC1 corresponds to the case when $m_{1/2}$ is kept fixed while m_0 and A_0 get large keeping μ fixed (The asymptotic form of these curves give $m_0/A_0 = \pm 1$ [27]). The focal curve HB/FC2 corresponds to the case when A_0 and μ are kept fixed while m_0 and $m_{1/2}$ get large.

We investigate the issue of classification of the branches of mSUGRA by mapping the soft parameters space in the following ranges: $m_0 \in (200 \text{ GeV}, 30 \text{ TeV})$, $m_{1/2} \in (100 \text{ GeV}, 5 \text{ TeV})$, $A_0 \in (-6m_0, 6m_0)$, and $\tan \beta \in (1, 60)$. Experimental constraints are then applied for all model points including the limits on sparticle masses from LEP [39]: $m_{\tilde{\tau}_1} > 81.9 \text{ GeV}$, $m_{\tilde{\chi}_1^\pm} > 103.5 \text{ GeV}$, $m_{\tilde{t}_1} > 95.7 \text{ GeV}$, $m_{\tilde{b}_1} > 89 \text{ GeV}$, $m_{\tilde{e}_R} > 107 \text{ GeV}$, $m_{\tilde{\mu}_R} > 94 \text{ GeV}$, and $m_{\tilde{g}} > 308 \text{ GeV}$. The most recent Planck measurement [38] of the relic density of cold dark matter gives $\Omega_\chi h^2 = 0.1199 \pm 0.0027$. Here we apply the 4σ upper bound, i.e. $\Omega_\chi h^2 < 0.13$. Other constraints applied include

¹ The classification of the parameter space of SUGRA models into focal curves and focal surfaces is a geometric one independent of issues of fine tuning. The focal curves and focal surfaces automatically arise on HB for the mSUGRA case when $C_1 < 0$. For NuSUGRA, the HB gets redefined such that μ remains constant while two or more soft parameters get large due to one or more of the C_i turning negative as discussed in Sec. IV.

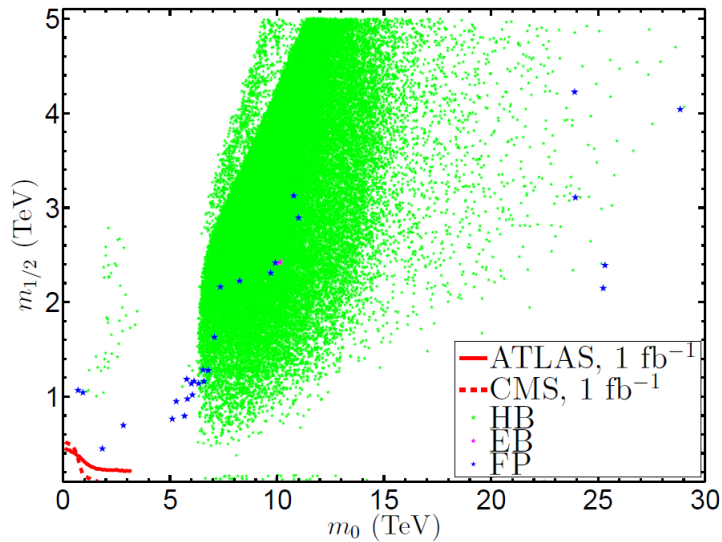


FIG. 1: The parameter points in the $m_0 - m_{1/2}$ plane in supergravity unified models with universal boundary conditions passing the general constraints. The plot exhibits the parameter points that lie on HB (green), on EB (red) and on FP (blue). The analysis shows that most of the allowed parameter space lies on HB while the allowed regions of EB and FP are essentially empty except for a few scattered points. For the analysis here and elsewhere in the paper we have used a top mass of 172.9 GeV. The region excluded by the ATLAS and CMS collaborations is also exhibited.

the $g_\mu - 2$ constraint $(-11.4 \times 10^{-10}) \leq \delta(g_\mu - 2) \leq (9.4 \times 10^{-9})$ and the FCNC constraint from B-physics measurements [40–42], i.e. $(2.77 \times 10^{-4}) \leq \mathcal{B}r(b \rightarrow s\gamma) \leq (4.37 \times 10^{-4})$ and $\mathcal{B}r(B_s \rightarrow \mu^+\mu^-) \leq 1.1 \times 10^{-8}$. As done in [32, 43], we will refer to these constraints as the *general constraints*. These constraints are imposed using MICROMEGAS [44] for the relic density as well as for the indirect constraints and SOFTSUSY [45] for the sparticle mass spectrum. We will also consider NuSUGRA models (for recent works on NuSUGRA see [46–48] and for a review see [49]). String based models also allow for non-universalities of gaugino masses, see, e.g., [50]). The supergravity grand unification formalism of [8] still applies. For the NuSUGRA case to be discussed in Sec.IV all of the experimental constraints discussed above still apply except that the ranges of the soft parameters are chosen as follows: $m_0 \in (200 \text{ GeV}, 30 \text{ TeV})$, $m_i \in (100 \text{ GeV}, 5 \text{ TeV})$, $A_0 \in (-6m_0, 6m_0)$, $\tan\beta \in (1, 60)$ where $i = 1, 2, 3$ for NuSUGRA.

In Fig.1 we exhibit the allowed parameter space of the supergravity unified models with universal boundary conditions in the $m_0 - m_{1/2}$ plane consistent with all the constraints discussed above. The region excluded by the most recent ATLAS and CMS searches is exhibited. In this figure we also show the regions of the parameter space that lie on the HB, EB, and FP branches of radiative breaking of the electroweak symmetry. The figure shows that essentially all the parameter space of the universal supergravity unified model lies in the HB region (indicated by green points) and the EB region (indicated by red points) and the FP region (indicated by blue points) are essentially all empty except for a few scattered points (see also [32]).

III. PROTON STABILITY

In supersymmetric GUTs proton decay from dimension five operators depends very sensitively on the sparticle spectrum since the sparticle spectrum enters in the dressing loop diagrams which involve the exchange of squarks and sleptons, gluinos, charginos, and neutralinos[51–55] (for recent reviews see [56–58]). Thus low values of sfermion masses can lead to too rapid a proton decay for the mode $p \rightarrow \bar{\nu}K^+$ in conflict with the current experimental limit [58], i.e.,

$$\tau^{exp}(p \rightarrow \bar{\nu}K^+) > 4 \times 10^{33} \text{ yr.} \quad (8)$$

Since a heavy Higgs boson mass in the vicinity of $\sim 126 \text{ GeV}$ implies relatively large values of sfermion masses it is pertinent to investigate proton stability within the constraint of the experimentally observed large Higgs boson

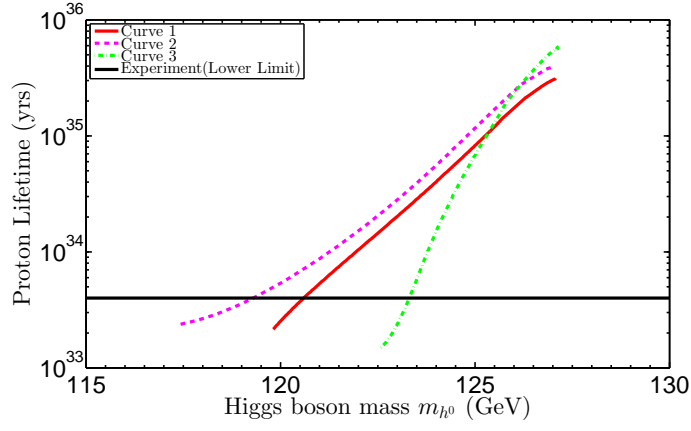


FIG. 2: An exhibition of the sensitive dependence of the proton lifetime for the decay mode $p \rightarrow \bar{\nu} K^+$ as a function of the Higgs boson mass for the supergravity unified model with universal boundary conditions. Parameters for curves 1-3 are as follows: Curve 1: $m_{1/2} = 4207$ GeV, $A_0 = 20823$ GeV, $\tan \beta = 7.3$ while m_0 varies, $M_{H_3}^{eff}/M_G = 50$ here and for other curves; Curve 2: $m_{1/2} = 2035$ GeV, $A_0 = 16336$ GeV, $\tan \beta = 8$ while m_0 and A_0 vary and Curve 3: $m_{1/2} = 3048$ GeV, $A_0/m_0 = -0.5$, $\tan \beta = 6.5$ while m_0 and A_0 vary.

mass. We will limit ourselves to generic $SU(5)$ type models. Further, while chargino $\tilde{\chi}^\pm$, gluino \tilde{g} and neutralino $\tilde{\chi}^0$ exchange diagrams all contribute to the decay width, the dominant contribution comes from the chargino exchange diagram and we will limit ourselves to considerations for decay with this exchange. Thus here the decay width is given by [59],

$$\Gamma(p \rightarrow \bar{\nu}_i K^+) = \left(\frac{\beta_p}{M_{H_3}}\right)^2 |A|^2 |B_i|^2 C, \quad (9)$$

where M_{H_3} is the Higgsino triplet mass and β_p is the matrix element between the proton and the vacuum state of the 3 quark operator so that $\beta_p U_L^\gamma = \epsilon_{abc} \epsilon_{\alpha\beta} < 0 | d_{aL}^\alpha u_{bL}^\beta u_{cL}^\gamma | p >$ where U_L^γ is the proton spinor. The most reliable evaluation of β_p comes from lattice gauge calculations and is given [60] as $\beta_p = 0.0118$ GeV³. Other factors that appear in Eq.(9) have the following meaning: A contains the quark mass and CKM factors, B_i are the functions that describe the dressing loop diagrams, and C contains chiral Lagrangian factors which convert the Lagrangian involving quark fields to the effective Lagrangian involving mesons and baryons. Individually these functions are given by

$$A = \frac{\alpha_2^2}{2M_W^2} m_s m_c V_{21}^\dagger V_{21} A_L A_S, \quad (10)$$

where $m_s(m_c)$ are the strange (charm) quark mass, V_{ij} are the CKM factors, and A_L and A_S are the long distance and the short distance renormalization group suppression factors as one evolves the operators from the GUT scale down to the electro-weak scale and then from the electroweak scale down to 1GeV [52, 61–64], and B_i are given by

$$B_i = \frac{1}{\sin 2\beta} \frac{m_i^d V_{i1}^\dagger}{m_s V_{21}^\dagger} [P_2 B_{2i} + \frac{m_t V_{31} V_{32}}{m_c V_{21} V_{22}} P_3 B_{3i}], \quad (11)$$

where m_i^d is the down quark mass for flavor i and m_t is the top quark mass. Here the first term in the bracket is the contribution from the second generation and the second term is the contribution from the third generation and P_2, P_3 with values (± 1) are the relative parities of the second and the third generation contributions. The functions B_{ji} are the loop integrals defined by $B_{ji} = F(\tilde{u}_i, \tilde{d}_j, \tilde{\chi}^\pm) + (\tilde{d}_j \rightarrow \tilde{e}_j)$, where

$$\begin{aligned} F(\tilde{u}_i, \tilde{d}_j, \tilde{\chi}^\pm) &= [E \cos \gamma_- \sin \gamma_+ \tilde{f}(\tilde{u}_i, \tilde{d}_j, \tilde{\chi}_1^\pm) + \cos \gamma_+ \sin \gamma_- \tilde{f}(\tilde{u}_i, \tilde{d}_j, \tilde{\chi}_2^\pm)] \\ &- \frac{1}{2} \frac{\delta_{i3} m_i^u \sin 2\delta_{ui}}{\sqrt{2} M_W \sin \beta} [E \sin \gamma_- \sin \gamma_+ \tilde{f}(\tilde{u}_{i1}, \tilde{d}_j, \tilde{\chi}_1^\pm) - \cos \gamma_- \cos \gamma_+ \tilde{f}(\tilde{u}_{i1}, \tilde{d}_j, \tilde{\chi}_2^\pm) \\ &\quad - (\tilde{u}_{i1} \rightarrow \tilde{u}_{i2})], \end{aligned} \quad (12)$$

and where \tilde{f} appearing in Eq.(12) is given by

$$\tilde{f}(\tilde{u}_i, \tilde{d}_j, \tilde{\chi}_k^\pm) = \sin^2 \delta_{ui} f(\tilde{u}_{i1}, \tilde{d}_j, \tilde{\chi}_k^\pm) + \cos^2 \delta_{ui} f(\tilde{u}_{i2}, \tilde{d}_j, \tilde{\chi}_k^\pm). \quad (13)$$

Here the tilde quantities in the arguments are the sparticle masses, i.e., \tilde{u}_i are the up squark masses for flavor i and \tilde{d}_j are the down squark masses for flavor j and the function f is defined by

$$f(a, b, c) = \frac{m_c}{m_b^2 - m_c^2} \left[\frac{m_b^2}{m_a^2 - m_b^2} \ln\left(\frac{m_a^2}{m_b^2}\right) - (m_a \rightarrow m_c) \right]. \quad (14)$$

Further in Eq.(12) $\gamma_\pm = \beta_+ \pm \beta_-$ where $\sin 2\beta_\pm = (\mu \pm m_2)/[4\nu_\pm^2 + (\mu \pm m_2)^2]^{1/2}$, $\sqrt{2}\nu_\pm = M_W(\sin \beta \pm \cos \beta)$ and $\sin 2\delta_{u3} = -2(A_t + \mu \cot \beta)m_t/(m_{\tilde{t}_1}^2 - m_{\tilde{t}_2}^2)$, $E = 1$ when $\sin 2\beta > \mu m_2/M_W^2$ and $E = -1$ when $\sin 2\beta < \mu m_2/M_W^2$. Finally C is given by

$$C = \frac{m_N}{32\pi f_\pi^2} \left[\left(1 + \frac{m_N(D+F)}{m_B}\right) \left(1 - \frac{m_K^2}{m_N^2}\right) \right]^2, \quad (15)$$

where \tilde{t}_i are the stop masses and f_π, D, F, \dots etc are the chiral Lagrangian factors and we use the numerical values $f_\pi = 0.131$ GeV, $D = 0.8$, $F = 0.47$, $m_N = 0.94$ GeV, $m_K = 0.495$ GeV, $m_B = 1.15$ GeV and we choose $P_2 = 1$ and $P_3 = -1$. The partial decay lifetime of the proton into $p \rightarrow \bar{\nu} K^+$ mode is given by $\tau(p \rightarrow \bar{\nu} K^+) = \hbar/\Gamma(p \rightarrow \bar{\nu} K^+)$.

Typically supersymmetric models give too rapid a proton decay for the mode $p \rightarrow \bar{\nu} K^+$ from dimension five operators [65]. One possible way out is the cancellation mechanism for the reduction of proton decay arising from different Higgs triplet representations at the GUT scale [66]. This is equivalent to raising the value of the effective Higgs triplet mass. [67]. Specification of the GUT physics allows one to determine the effective Higgs triplet mass (see, e.g., [66, 68]). Here, however, we do not commit to a specific GUT structure but rather consider $SU(5)$ like models where due to various Higgs representations that enter at the GUT scale one has a number of Higgs triplets/anti-triplets H_i, \bar{H}_i . Suppose we choose the basis in which only H_1, \bar{H}_1 couple to matter, i.e., one has couplings of the type [67] $\bar{H}_1 J + \bar{K} H_1 + \bar{H}_i M_{ij} H_j$, where J and \bar{K} are bilinear in matter fields and M_{ij} is the superheavy Higgs mass matrix. Many grand unified models automatically lead to such a possibility [69, 70]. Specifically in models of the type discussed in [69] one has only one light doublet and several Higgs triplets/anti-triplets. On eliminating the superheavy fields one finds that the effective proton decay operator is of the form $-\bar{K}(M'_{H_3})^{-1}J$ where $M'_{H_3} = (M_{11}^{-1})^{-1}$. This allows M'_{H_3} to be much larger than the GUT scale. In the analysis here we will use the effective mass $M_{H_3}^{eff} = M'_{H_3}/A_L A_S$ and we consider three cases $M_{H_3}^{eff}/M_G = 10, 25, 50$ for analysis in this work.

In Fig.(2) we exhibit the dependence of the proton lifetime for the decay mode $p \rightarrow \bar{\nu} K^+$ as a function of the Higgs boson mass under the constraints discussed in the caption of Fig.(2). The curves show a very sharp dependence of the proton lifetime on the Higgs boson mass which increases by up to two orders of magnitude with a shift in the mass of the Higgs boson in the range of 5-10 GeV. In Fig.(3) we exhibit the proton lifetime for the decay mode $p \rightarrow \bar{\nu} K^+$ as a function of m_0 for the three values of $M_{H_3}^{eff}$ when all the parameters in the model are allowed to vary consistent with the radiative electroweak symmetry breaking constraints and the experimental constraints including those from the LHC and the Planck experiment. One finds that the parameters compatible with all the constraints clearly prefer values of m_0 in the several TeV region.

IV. NUSUGRA: FOCAL CURVES AND FOCAL SURFACES

In Sec.(II) a classification of radiative breaking of the electroweak symmetry is given in terms of the branches on which the allowed parameter space of mSUGRA resides. Here we extend the analysis to NuSUGRA and classify the allowed parameter space under the constraints of radiative breaking of the electroweak symmetry and all the experimental constraints, i.e., we discuss the composition of the parameter space in terms of HB, EP and FP. We will also discuss the sensitivity of the proton decay lifetime for the mode $p \rightarrow \bar{\nu} K^+$ for the NuSUGRA case. For specificity we define the gaugino masses at the grand unification scale by m_i where $m_i = m_{1/2}(1 + \delta_i)$, $i=1,2,3$ and where δ_i define the non-universality in the $U(1), SU(2)_L, SU(3)_C$ sectors. It is shown in Appendix B that in this case the radiative electroweak symmetry breaking equation Eq.(1) for the universal soft breaking case is replaced by

$$\mu^2 + \frac{1}{2}M_Z^2 = C_1 m_0^2 + C_2 A_0^2 + \tilde{C}_3^{ij} m_i m_j + \tilde{C}_4^i m_i A_0 + \Delta \mu^2, \quad (16)$$

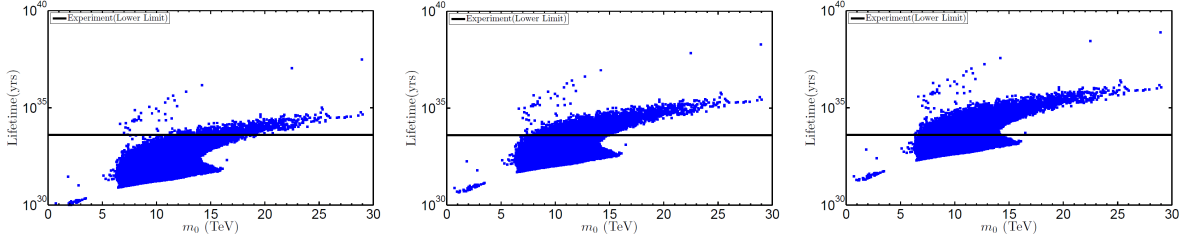


FIG. 3: An exhibition of the partial lifetime for the decay mode $p \rightarrow \bar{\nu} K^+$ given by blue squares as a function of m_0 over the parameter space of the supergravity model with universal boundary conditions over the allowed ranges consistent with all the experimental constraints. Left panel: The case when $M_{H_3}^{eff}/M_G = 10$. Middle panel: Same as the left panel except for the case $M_{H_3}^{eff}/M_G = 25$. Right panel: Same as the left panel except for the case $M_{H_3}^{eff}/M_G = 50$. The current experimental lower limit for this mode is given by the horizontal black line. The analysis given here is consistent with the Higgs boson mass within a 2σ range.

where C_1 and C_2 are as defined by Eq.(2) while \tilde{C}_3^{ij} and \tilde{C}_4^i are given by

$$\tilde{C}_3^{ij} = \frac{(M_{m_{H_1}})_{ij} - \tan^2 \beta (M_{\tilde{e}})_{ij}}{\tan^2 \beta - 1}, \quad \tilde{C}_4^i = -\frac{\tan^2 \beta}{\tan^2 \beta - 1} (M_{\tilde{f}})_i \quad (17)$$

Here $M_{m_{H_1}}$, $M_{\tilde{e}}$ and $M_{\tilde{f}}$ are defined in Appendix B. \tilde{C}_3 and \tilde{C}_4 in Eq.(17) reduce to the universal case when $m_i = m_{1/2}$ and in this case one has $C_3 = \sum_{i,j=1,2,3} \tilde{C}_3^{ij}$ and $C_4 = \sum_{i=1,2,3} \tilde{C}_4^i$. In Fig. (9) we display the dependence of \tilde{C} 's on the RG scale Q . Here one finds that in addition to C_1 , \tilde{C}_3^{11} and \tilde{C}_3^{22} assume negative values which gives the possibility of new focal curves. We discuss these possibilities in further detail below.

To examine the focal curves and focal surfaces for NuSUGRA, it is useful to define

$$C_3^G m_{1/2}^2 = \tilde{C}_3^{ij} m_i m_j, \quad C_4^G m_{1/2} = \tilde{C}_4^i m_i. \quad (18)$$

Further, in order to classify various regions of the radiative electroweak symmetry breaking (REWSB) for the NuSUGRA case it useful to write the REWSB constraint Eq.(16) in the form

$$\mu^2 + \frac{1}{2} M_Z^2 = C_1 m_0^2 + C_2 \bar{A}_0^2 + C_3^{(i)} \bar{m}_i^2, \quad (19)$$

with

$$\bar{A}_0^2 = (A_0 + \sum_{i=1}^3 a_i m_i)^2, \quad \bar{m}_i = \sum_{j=1}^3 a_{ij} m_j, \quad (20)$$

where a_i and a_{ij} are co-efficients of linear combinations and they are functions of C_2 , \tilde{C}_3^{ij} and \tilde{C}_4^i .

A display of the renormalization group evolution of the C_i is given in Fig. (9) in Appendix B. Here we find that in addition to C_1 , the elements \tilde{C}_3^{11} and \tilde{C}_3^{22} are negative, which allows for the possibility of new focal curves and focal surfaces over the ones discussed in Sec.(II). Using the results of Appendix A and B one finds that four types of focal curves arise for the NuSUGRA case, FC1-FC4, which are listed in Table II. FC1 is defined similar to the case for mSUGRA. FC2 has three variations: These are HB/FC2⁰¹ where $C_1 > 0$, $\tilde{C}_3^{11} < 0$ and m_0 and m_1 get large while A_0, m_2, m_3 and $\tan \beta$ remain fixed; HB/FC2⁰² where $C_1 > 0$, $\tilde{C}_3^{22} < 0$ and m_0 and m_2 get large while A_0, m_1, m_3 and $\tan \beta$ remain fixed, and HB/FC2⁰³ where $C_1 < 0$, $\tilde{C}_3^{33} > 0$ and m_0 and m_3 get large while A_0, m_1, m_2 and $\tan \beta$ remain fixed. It is convenient to use the parametrization of Eq.(18) to exhibit the effect of non-universality on focal curves FC2. Thus here one finds that the asymptotic value of $m_{1/2}/m_0$ for fixed μ as A_0 gets large is affected by non-universality, i.e., one gets

$$\frac{m_{1/2}}{m_0} \rightarrow \sqrt{\frac{|C_1|}{C_3^G}}. \quad (21)$$

Focal Curve	large soft parameters	small soft parameters
HB/FC1	$m_0 - A_0$	m_1, m_2, m_3
HB/FC2 ⁰¹	$m_0 - m_1$	A_0, m_2, m_3
HB/FC2 ⁰²	$m_0 - m_2$	A_0, m_1, m_3
HB/FC2 ⁰³	$m_0 - m_3$	A_0, m_1, m_2
HB/FC3 ¹³	$m_1 - m_3$	m_0, A_0, m_2
HB/FC3 ²³	$m_2 - m_3$	m_0, A_0, m_1
HB/FC4 ¹	$A_0 - m_1$	m_0, m_2, m_3
HB/FC4 ²	$A_0 - m_2$	m_0, m_1, m_3

TABLE II: Classification of focal curves in NuSUGRA models. Here one has the possibility of several focal curves. The focal curve HB/FC1 is defined similar to the mSUGRA case except that m_1, m_2, m_3 are all kept fixed. As in mSUGRA here too m_0 and A_0 can get large while μ remains fixed. The focal curve HB/FC2 splits into three sub cases because of the gaugino non-universalities. Thus the case HB/FC2⁰¹ corresponds to the case when A_0, m_2, m_3 are kept fixed while m_0 and m_1 can get large. The focal curves HB/FC2⁰² and HB/FC2⁰³ are similarly defined. For the NuSUGRA case 4 new type of focal curves arise. These are HB/FC3¹³, HB/FC3²³, HB/FC4¹, HB/FC4². Their definitions are obvious from the table.

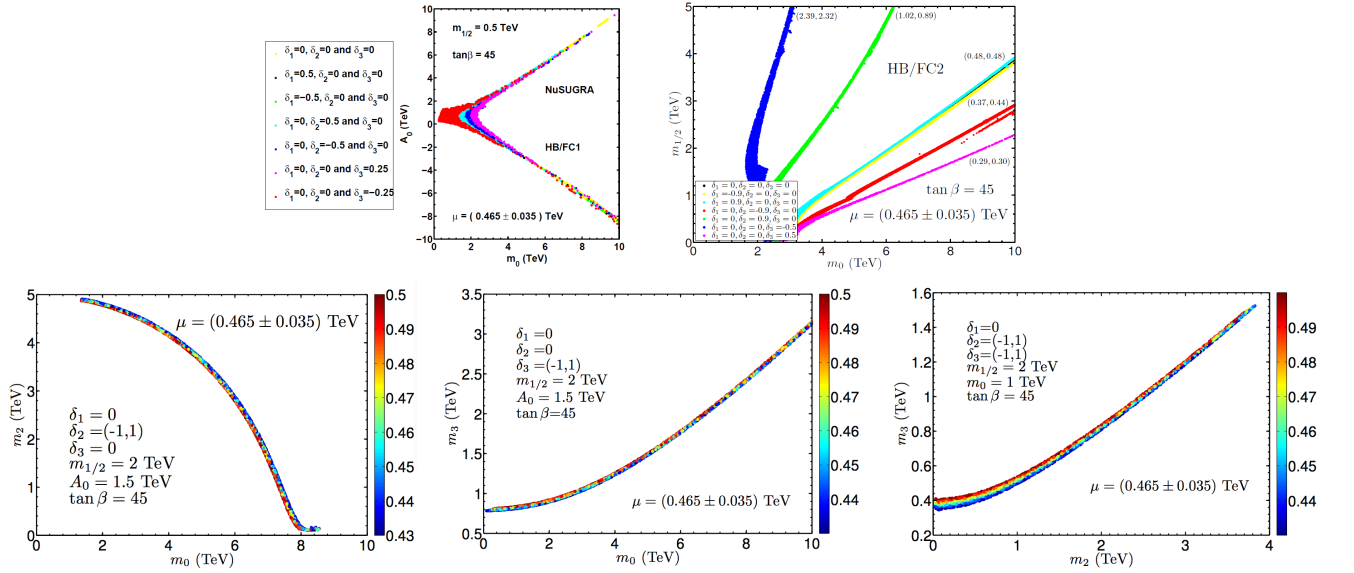


FIG. 4: Top left panel: Exhibition of the Focal Curve HB/FC1 of Table II with non-universalities in the gaugino sector. Here and in the right panel $\tan \beta = 45$ with $\mu = (0.465 \pm 0.035)$ TeV. The plot shows that non-universalities in the gaugino sector do not affect the asymptotic behavior of A_0/m_0 which is unchanged from the mSUGRA case. Top right panel: Exhibition of the effect of non-universalities on focal curves FC2. The analysis shows that the non-universalities have a very significant effect of FC2 type focal curves. The asymptotic form of the FC2 curves with non-universalities fits well with the result of Eq.(21). Bottom panels show the three variety of FC2 curves; left panel: An exhibition of the Focal Curve HB/FC2⁰³ in the $m_0 - m_3$ plane when $m_1 = m_3 = m_{1/2} = 2$ TeV and $A_0 = 1.5$ TeV; middle panel: A display of the Focal Curve HB/FC2⁰² in the $m_0 - m_2$ plane when $m_1 = m_3 = m_{1/2} = 2$ TeV and $A_0 = 1.5$ TeV; right panel: An exhibition of the Focal Curve HB/FC3²³ in the $m_2 - m_3$ plane when $m_1 = m_{1/2} = 2$ TeV, $m_0 = 1$ TeV and $|A_0/m_0| < 0.1$. The model points are colored by μ value in units of TeV.

An illustration of the dependence of $m_{1/2}/m_0$ on non-universalities for FC2 will be exhibited shortly.

The focal curves FC3 arise when two of the gaugino masses get large while other soft parameters remain fixed. There are two possibilities here. The first one is HB/FC3¹³ where m_1 and m_3 get large while A_0, m_0, m_2 and $\tan \beta$ remain fixed. This can happen when $C_1 > 0$ but \tilde{C}_3^{11} is negative. The second possibility is HB/FC3²³ where m_2 and m_3 get large while A_0, m_0, m_1 and $\tan \beta$ remain fixed. This can happen when $C_1 > 0$ but \tilde{C}_3^{22} is negative. The focal curves FC4 arise when A_0 and one of the gaugino masses get large while the remaining soft parameters remain fixed. There are two possibilities here. The first one is HB/FC4¹ where A_0 and m_1 get large while m_0, m_2, m_3 and $\tan \beta$ remain fixed. This can happen since $C_2 > 0$ but \tilde{C}_3^{11} is negative. The second possibility is HB/FC4² where A_0 and

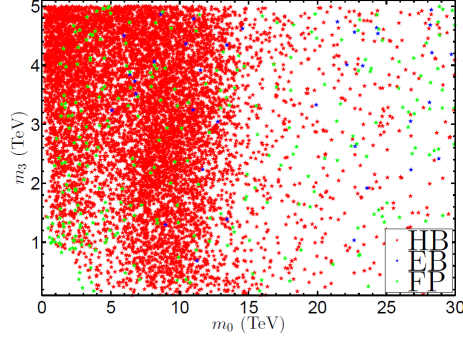


FIG. 5: Exhibition of HB (red), EB (blue), FP (green) parameter points for NuSUGRA using the inputs given in Sec.(II). All parameter points satisfy the general constraints along with a 2σ constraint on the Higgs boson mass. As in the supergravity unified models with universal boundary conditions here too one finds that most of the allowed parameter space lies on the HB branch while EB and FP regions are highly depleted.

m_2 get large while m_0, m_1, m_3 and $\tan\beta$ remain fixed. This can happen when $C_2 > 0$ but \tilde{C}_3^{22} is negative. We note that HB/FC3¹² does not materialize since \tilde{C}_3^{11} and \tilde{C}_3^{22} are both negative. Similarly HB/FC4³ does not occur since C_2 and \tilde{C}_3^{33} are both positive. Further, while in principle HB/FC2⁰³ can occur when $C_1 < 0$ and \tilde{C}_3^{33} is positive, the numerical sizes do not favor appearance of this branch. Thus as shown in the figures in Appendix B, \tilde{C}_3^{aa} satisfy $|\tilde{C}_3^{11}| \ll |\tilde{C}_3^{22}| \ll |\tilde{C}_3^{33}|$, where each step is roughly a factor of 10. Thus in practice the focal curve HB/FC2⁰³ does not materialize. Further, for any value of $\tan\beta$, the coefficient C_1 begins positive and for $\tan\beta \lesssim 5$ it never becomes negative (for $Q \lesssim 10$ TeV). Because of the above additional possibilities such as HB/FC3¹² etc are not realized.

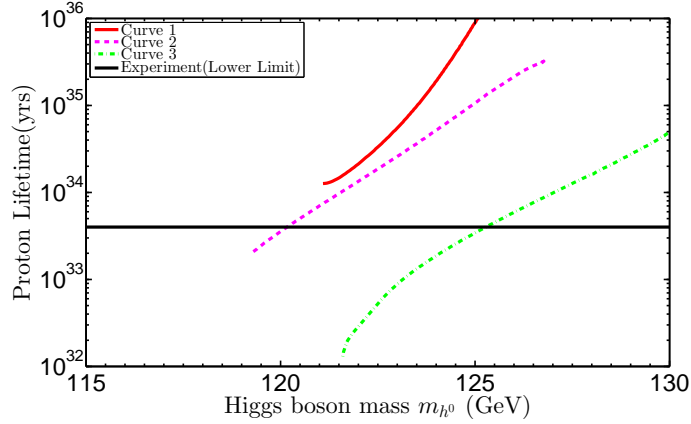


FIG. 6: An exhibition of the dependence of the proton lifetime for the decay mode $p \rightarrow \bar{\nu}K^+$ as a function of the Higgs boson mass for NuSUGRA. Parameters for the curves labelled 1-3 in the legend are as follows: Curve 1: $m_1 = 4230$ GeV, $m_2 = 843$ GeV, $m_3 = 3285$ GeV, $A_0 = -27545$ GeV, $\tan\beta = 5.3$ while m_0 varies and $M_{H_3}^{eff}/M_G = 50$ here and for other curves; Curve 2: $m_1 = 4794$ GeV, $m_2 = 3837$ GeV, $m_3 = 3856$ GeV, $A_0/m_0 = 0.842$, $\tan\beta = 7.0$ while m_0 and A_0 vary; and Curve 3: $m_1 = 3894$ GeV, $m_2 = 1056$ GeV, $m_3 = 2345$ GeV, $A_0/m_0 = 2.199$, $\tan\beta = 55.2$ while m_0 and A_0 vary. As for the case of the supergravity unified models with universal boundary conditions, here too one finds that the proton lifetime is a very sensitive function of the Higgs boson mass.

For NuSUGRA we give a numerical illustration of some of the focal curves in Fig. (4). The left panel of the top row in Fig. (4) gives an analysis of the Focal Curve FC1 in the $m_0 - A_0$ plane. Here one finds that m_0 and A_0 can get as large as 10 TeV while μ lies in the range (0.465 ± 0.035) TeV when $\tan\beta = 45$ and $m_{1/2} = 0.5$ TeV. We note that the ratio A_0/m_0 asymptotes to the same value irrespective of the non-universalities. A similar analysis for FC2 is given in the right panel of Fig. (4) in the $m_0 - m_{1/2}$ plane for $\tan\beta = 45$. Again a variety of non-universalities are discussed. One finds that while m_0 and $m_{1/2}$ can get very large, i.e., as large as 10 TeV for m_0 and 5 TeV for $m_{1/2}$, one still has a small μ , i.e., a μ range (0.465 ± 0.035) TeV. An analysis for FC3 is given in the three panels

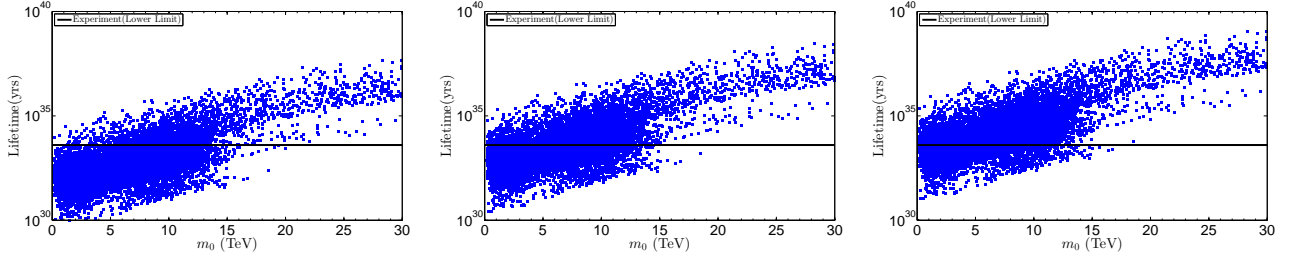


FIG. 7: Left panel: The proton lifetime shown as blue squares over the allowed parameter space in NuSUGRA models which pass the general constraints along with a 2σ constraint for the Higgs boson mass as discussed in the text when $M_{H_3}^{eff}/M_G = 10$. Middle panel: Same as the left panel except that $M_{H_3}^{eff}/M_G = 25$. Right panel: Same as the left panel except that $M_{H_3}^{eff}/M_G = 50$. The current experimental lower limit on the proton lifetime is shown as a black horizontal line. The analysis given here is consistent with the Higgs boson mass within a 2σ range.

of the bottom row in Fig. (4). The left panel gives a display of the focal curve FC3⁰² in the $m_0 - m_2$ plane for the case when $\tan\beta = 45$, $A_0 = 1.5$ TeV, $m_{1/2} = 2$ TeV and $\delta_1 = 0 = \delta_3$ and δ_2 lies in the range $(-1, 1)$. One finds that μ lies in the narrow range (0.465 ± 0.035) TeV. A very similar analysis in the $m_0 - m_3$ plane is given in the middle panel in Fig. (4) where $\delta_1 = 0 = \delta_2$ and δ_3 lies in the range $(-1, 1)$ while all other parameters are as in the left panel. This is the focal curve FC3⁰³. Finally the right panel gives an analysis of the focal curve FC3²³ in the $m_2 - m_3$ plane for the case when $m_0 = 1$ TeV, $m_{1/2} = 2$ TeV, $\tan\beta = 45$ and $\delta_0 = 0$, $\delta_2 = (-1, 1)$, and $\delta_3 = (-1, 1)$. Here again one finds that μ lies in the range (0.465 ± 0.0350) TeV while m_2, m_3 get large. From a convolution of the focal curves one can generate focal surfaces where more than two soft parameters can vary while μ remains fixed.

In Fig.(5) we display the nature of radiative breaking of the electroweak symmetry for all the model points within the allowed ranges of the parameter space for NuSUGRA. The points in red are those that lie on HB, the points in blue lie on EB and the points in green lie in the FP region as defined by Eqs.(6) and (7). As in the mSUGRA case here too one finds that most of the parameter points lie on HB and only a small fraction lie on EB and FP. In Fig.(6) we give an analysis of the sensitivity of the proton lifetime to the Higgs boson mass for NuSUGRA. As in the mSUGRA case here too one finds that the proton lifetime is very sensitive to the Higgs boson mass with the proton lifetime changing by over two orders of magnitude with a shift in the Higgs boson mass in the range of 5-10 GeV. In Fig.(7) an analysis of the proton lifetime for the mode $p \rightarrow \bar{\nu}K^+$ is given over the allowed parameter space of NuSUGRA within the assumed limits. The figure shows the dispersion in the proton lifetime as all the parameter points are varied but does show the general trend that $p \rightarrow \bar{\nu}K^+$ lifetime increases with a larger SUSY scale.

V. NATURALNESS

The criteria used for quantifying what is naturalness are rather subjective and various variants abound see, e.g.,[16, 24, 71–82]. Here we discuss the fine tuning within a GUT framework including both radiative breaking of the electroweak symmetry and proton stability. First we discuss fine tuning for radiative breaking of the electroweak symmetry which is governed by the breaking condition Eq.(1). If one views M_Z^2 as arising from the cancellation between μ^2 term and the remainder on the right hand side, it leads to a fine tuning [24]

$$F \simeq \frac{4\mu^2}{M_Z^2}. \quad (22)$$

An alternate criteria for fine tuning is given by the condition[71] $F'_a = (a/f(a))f'(a)$ where a is the sensitive parameter on which the function $f(a)$ depends. Using $f(a) = M_Z^2$ and the sensitive parameter as $m_{H_u}^2$ one finds another fine tuning measure

$$F' \simeq \frac{2|m_{H_u}^2|}{M_Z^2}. \quad (23)$$

We will use both F and F' in the analysis for comparison. For proton decay we will use a measure of fine tuning defined by

$$F_{pd} = \frac{4 \times 10^{33} \text{yr}}{\tau(p \rightarrow \bar{\nu}K^+) \text{yr}}. \quad (24)$$

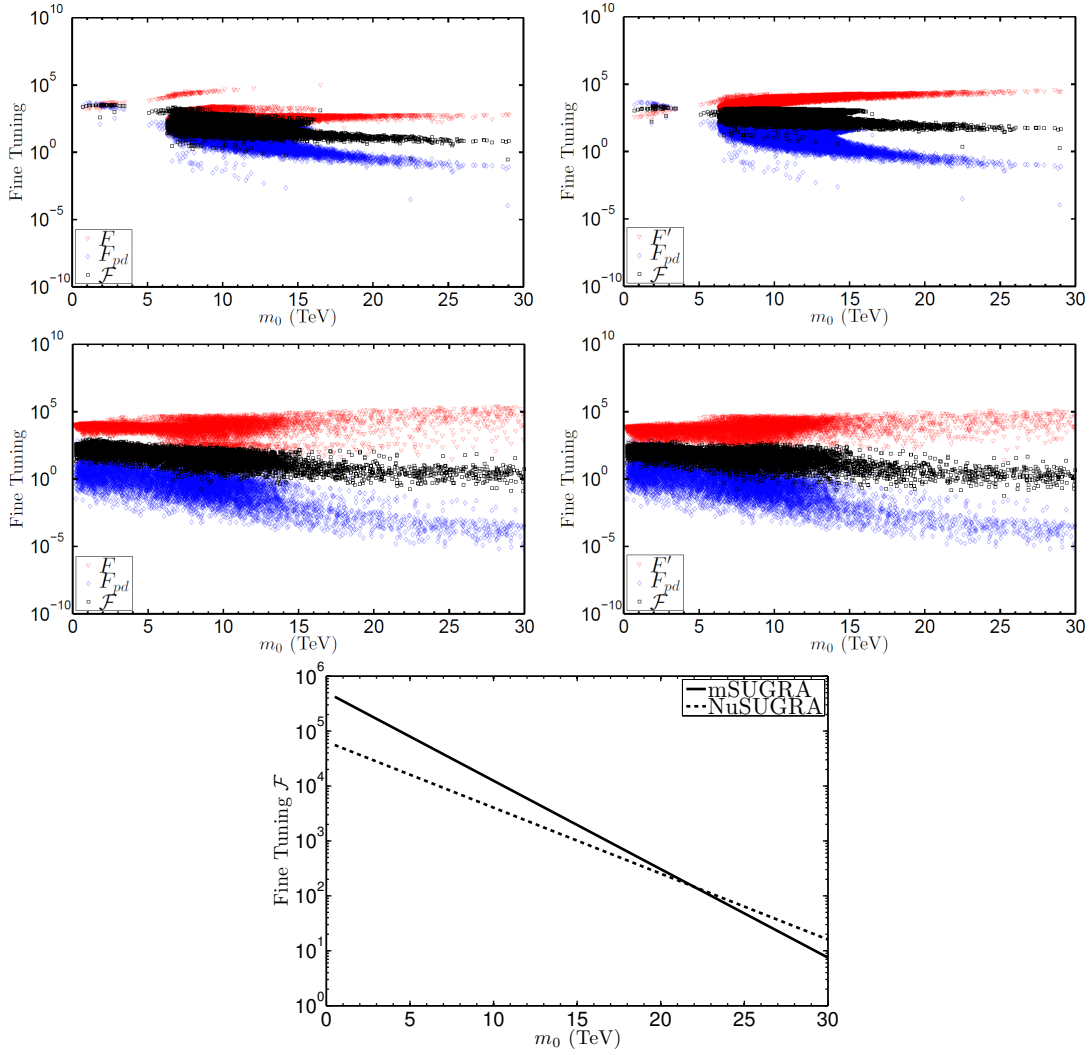


FIG. 8: A display of the fine tuning as defined by Eqs.(22-25) vs the scalar mass m_0 when $M_{H_3}^{eff}/M_G = 50$. The upper two panels are for mSUGRA and the middle two panels are for the NuSUGRA case. The left panels are when we use the fine tuning of Eq.(22) and the right panels are when we use the fine tuning of Eq.(23) for the electroweak sector. The red points are the fine tunings values for the REWSB sector, the blue points for $\tau(p \rightarrow \bar{\nu} K^+)$, and the black points are the averages of the red and the blue points. In the bottom panel the combined fine tuning as a function of m_0 is given for mSUGRA (solid line) and for NuSUGRA (dashed line). Here we have taken the average of the left and right panels and drawn smooth curves showing the rapid decrease of the fine tunings as m_0 increases.

This measure gives the amount of fine tuning needed in the theory parameters to enhance the lifetime so that the theoretical prediction is brought just above the current experimental lower limit. If we use the very crude approximation on the proton lifetime, i.e., $\tau(p \rightarrow \bar{\nu} K^+) \simeq C \cdot (m_{\tilde{\chi}^\pm}/m_q^2 M_{H_3}^{eff})^{-2}$ and use m_q^2 or m_{χ^\pm} as the sensitive parameters, we have $F'_{m_{\chi^\pm}} = F'_{m_q^2} = 2F_{pd}$. Thus the two ways of defining the fine tuning differ only by a small numerical factor. It is also useful to define a composite fine tuning by the geometric mean of the individual ones, i.e.,

$$\mathcal{F} = \left(\prod_{i=1}^n F_i \right)^{\frac{1}{n}}. \quad (25)$$

Here our view point is similar to that of [81] (for a related work see [83]). For our case $n = 2$ consisting of the fine tuning in the radiative electroweak symmetry breaking sector and the fine tuning needed to control proton decay from dimension five operators. An analysis of the fine tunings as a function of m_0 is given in Fig.(8) where the upper panels

give the analysis for the case of mSUGRA and the middle panels give the analysis for NuSUGRA, and where the left panels give the analysis using Eq.(22) and the right panels give the analysis using Eq.(23). The red points are the fine tunings for radiative electroweak symmetry breaking. The blue points give the fine tuning needed in the theory prediction of $\tau(p \rightarrow \bar{\nu}K^+)$ to bring the lifetime prediction just above the experimental lower limit, and the black points correspond to the composite fine tuning as defined by Eq.(25). One finds that typically there is a preference for larger values of m_0 for the combined fine tuning including fine tuning from the electroweak sector and the fine tuning needed from proton stability. This result is more explicitly exhibited in the bottom panel of Fig.(8) which shows fine tuning prefers regions of larger m_0 when the electroweak symmetry breaking and proton stability criteria are combined. A similar conclusion was arrived at in the work of [81] which combined the electroweak symmetry breaking, FCNC and CP violation criteria.

VI. CONCLUSIONS

The high mass of the Higgs boson discovered recently requires a large loop correction to its mass which points to the possibility that the overall weak scale of supersymmetry may lie in the several TeV region and could even be as large as tens of TeV. If the scalar masses are that large they would help resolve one of the serious problems of supersymmetric grand unification related to proton decay. Thus proton decay from lepton and baryon number violating dimension five operators often leads to proton lifetimes which fall below the current experimental limits. In this work we show that the proton lifetime is a very sensitive function of the Higgs boson mass in a unified theory. Thus a few GeV upwards shift in the Higgs boson can result in orders of magnitude suppression of the proton decay from baryon and lepton number violating dimension five operators and a corresponding enhancement of the proton lifetime. The analysis is first done for the mSUGRA model and then extended to NuSUGRA. Here we also analyse the allowed parameter space in terms of which branch of the radiative breaking of the electroweak symmetry the parameters lie, i.e., whether on the Ellipsoidal Branch, the Hyperbolic Branch or the Focal Point region. The analysis presented in this work shows that under the current experimental constraints including those from LEP, Tevatron, LHC, FCNC and the Planck data [84] one finds that most of the parameter points of mSUGRA and of NuSUGRA models lie on the Hyperbolic Branch with only a very small fraction lying on the Ellipsoidal Branch or in the Focal Point region. We also discuss issues of naturalness and fine tuning and show that the composite fine tuning including fine tuning from the electroweak sector and from the stability of the proton points to high scalar masses. However, some of the gauginos can be light with their masses mostly limited by their lower experimental limits. These include the light chargino, the lightest neutralino, and the second lightest neutralino and the gluino. These should be accessible with increased energy and luminosity at the next round of experiment at the LHC. Regarding proton decay discovery of the supersymmetric mode $p \rightarrow \bar{\nu}K^+$ is over due and this mode continues to be the most likely candidate to be discovered first in the next generation of proton decay experiments.

Acknowledgments

Collaboration in the initial stages of this work with Sujeet Akula and Gregory Peim is acknowledged. ML also thanks them for help with numerical analysis in this work. This research is supported in part by the U.S. National Science Foundation (NSF) grants PHY-0757959 and PHY-070467 and DOE NERSC grant DE-AC02-05CH11231.

Appendix A: The relation of $C_1(Q)$ to m_{H_2}

Here we establish the relation between the $C_1(Q)$ and m_{H_2} . The RG evolution connects m_{H_2} and on the third generation masses m_U and m_Q and one has

$$\frac{d}{dt} \begin{bmatrix} m_{H_2}^2 \\ m_U^2 \\ m_Q^2 \end{bmatrix} = -Y_t \begin{bmatrix} 3 & 3 & 3 \\ 2 & 2 & 2 \\ 1 & 1 & 1 \end{bmatrix} \begin{bmatrix} m_{H_2}^2 \\ m_U^2 \\ m_Q^2 \end{bmatrix} - Y_t A_t^2 \begin{bmatrix} 3 \\ 2 \\ 1 \end{bmatrix} + \begin{bmatrix} 3\tilde{\alpha}_2 m_2^2 + \tilde{\alpha}_1 m_1^2 \\ \frac{16}{3}\tilde{\alpha}_3 m_3^2 + \frac{16}{9}\tilde{\alpha}_1 m_1^2 \\ \frac{16}{3}\tilde{\alpha}_3 m_3^2 + 3\tilde{\alpha}_2 m_2^2 + \frac{1}{9}\tilde{\alpha}_1 m_1^2 \end{bmatrix}. \quad (A1)$$

Here $Y_t = h_t^2/(4\pi^2)$ where h_t is the top Yukawa coupling and A_t is the trilinear coupling in the top sector. The above equations with universal boundary conditions at the GUT scale allow a homogeneous solution satisfying [31]

$$\begin{bmatrix} \delta m_{H_2}^2 \\ \delta m_U^2 \\ \delta m_Q^2 \end{bmatrix} = \frac{m_0^2}{2} \begin{bmatrix} 3J(t) - 1 \\ 2J(t) \\ J(t) + 1 \end{bmatrix}, \quad (\text{A2})$$

where J is an integration factor defined by

$$J(t) \equiv \exp \left[-6 \int_0^t Y_t(t') dt' \right]. \quad (\text{A3})$$

As $Q \rightarrow M_G$, one has $J(t) \rightarrow 1$ and the universality of the masses is recovered at the GUT scale. In [32] a connection was established between $C_1(Q)$ and δm_{H_2} which we now illustrate. Thus $Y(t)$ at the one loop level satisfies the equation

$$\frac{dY_t}{dt} = \left(\frac{16}{3} \tilde{\alpha}_3 + 3\tilde{\alpha}_3 + \frac{13}{9} \tilde{\alpha}_1 \right) Y_t - 6Y_t^2, \quad (\text{A4})$$

and one finds

$$Y_t(t) = \frac{Y(0)E(t)}{1 + 6Y(0)F(t)}, \quad (\text{A5})$$

where $F(t)$ and $E(t)$ are defined after Eq. (4). It is then easy to see that $J(t) = D_0(t)$, where $D_0(t)$ is defined by Eq. (4). Thus $\delta m_{H_2}^2$ takes the form

$$\delta \bar{m}_{H_2}^2 \equiv \frac{\delta m_{H_2}^2}{m_0^2} = \frac{1}{2} (3D_0 - 1), \quad (\text{A6})$$

and C_1 can be expressed in terms of $\delta \bar{m}_{H_2}^2$

$$C_1 = \frac{1}{\tan^2 \beta - 1} (1 - \delta \bar{m}_{H_2}^2 \tan^2 \beta) \simeq -\delta \bar{m}_{H_2}^2. \quad (\text{A7})$$

$C_1 = 0$ was defined as the Focal Point in [32]. At the Focal Point μ^2 essentially becomes independent of m_0 . For $\tan \beta \gg 1$, $C_1 \simeq -\delta \bar{m}_{H_2}^2$ and the vanishing of C_1 implies vanishing of $\delta \bar{m}_{H_2}^2$ which is defined to be the Focus Point. Thus the Focal Point defined by $C_1 = 0$ is just the boundary point between EB defined by $C_1 > 0$ and HB defined by $C_1 < 0$. For the NuSUGRA models all solution where some of the soft parameters can get large while μ^2 remains fixed lie on HB. This can happen when some of the C_i other than C_1 turn negative, as discussed in the Appendix below.

Appendix B: Analysis of C_i 's for Models with Non-universalities in the Gaugino Sector

The presence of non-universalities in the gaugino sector affects the co-efficients C_i and in this Appendix we give a computation for these by inclusion of non-universalities in the $SU(3)_C$, $SU(2)_L$ and $U(1)$ gaugino sectors. We begin with the radiative electroweak symmetry breaking with the inclusion of non-universalities in the gaugino sector. We have

$$\mu^2 = \frac{(m_{H_1}^2 - m_{H_2}^2 \tan^2 \beta)}{(\tan^2 \beta - 1)} - \frac{1}{2} M_Z^2 + \Delta \mu^2, \quad (\text{B1})$$

with

$$m_{H_1}^2 = m_0^2 + \left(\frac{3}{10} \tilde{f}_1 + \frac{3}{2} \tilde{f}_2 \right), \quad (\text{B2})$$

$$m_{H_2}^2 = \tilde{e}(t) + A_0 \tilde{f}(t) + m_0^2 h(t) - A_0^2 k(t), \quad (\text{B3})$$

and $\tilde{f}_i(t)$ is defined by $\tilde{f}_i(t) = Z_i^f m_i^2$ where

$$Z_i^f = \frac{1}{\beta_i} \left(1 - \frac{1}{(1 + \beta_i t)^2} \right) \tilde{\alpha}_i(0). \quad (\text{B4})$$

It is useful to introduce a column vector $\vec{m}^T = (m_1, m_2, m_3)$ and a matrix $M_{m_{H_1}}$ such that $m_{H_1}^2 = \vec{m}^T \cdot M_{m_{H_1}} \cdot \vec{m} = (M_{m_{H_1}})_{ij} m_i m_j$ where M_{H_1} is given by

$$M_{m_{H_1}} = \begin{pmatrix} \frac{3}{10} Z_1^f & 0 & 0 \\ 0 & \frac{3}{2} Z_2^f & 0 \\ 0 & 0 & 0 \end{pmatrix}. \quad (\text{B5})$$

Thus we have

$$m_{H_1}^2 = m_0^2 + (M_{m_{H_1}})_{ij} m_i m_j. \quad (\text{B6})$$

The above exhibits the gaugino mass dependence of $m_{H_1}^2$ explicitly. Now let us look at $m_{H_2}^2$ given by Eq.(B3) and write it in a form which exhibits the gaugino mass dependence explicitly. Now $m_{H_1}^2$ contains the functions $\tilde{e}(t)$ and $\tilde{f}(t)$ which are given as

$$\tilde{e} = \frac{3}{2} \left[\frac{\tilde{G}_1 + Y_0 \tilde{G}_2}{D(t)} + \frac{(\tilde{H}_2 + 6Y_0 \tilde{H}_4)^2}{3D(t)^2} + \tilde{H}_8 \right], \quad \tilde{f} = -\frac{6Y_0 \tilde{H}_3(t)}{D(t)^2}, \quad (\text{B7})$$

where $\tilde{H}_i(t)$ are defined by

$$\tilde{H}_2 = \frac{13}{15} \tilde{h}_1(t) + 3\tilde{h}_2(t) + \frac{16}{3} \tilde{h}_3(t), \quad \tilde{H}_3 = \int_0^t E(t') \tilde{H}_2(t') dt', \quad (\text{B8})$$

$$\tilde{H}_4 = F(t) \tilde{H}_2(t) - \tilde{H}_3(t), \quad \tilde{H}_5 = \left(-\frac{22}{15} \tilde{f}_1(t) + 6\tilde{f}_2(t) - \frac{16}{3} \tilde{f}_3(t) \right), \quad (\text{B9})$$

$$\tilde{H}_6 = \int_0^t E(t') \tilde{H}_2(t')^2 dt', \quad \tilde{H}_8 = \tilde{\alpha}_G \left(-\frac{8}{3} \tilde{f}_1(t) + \tilde{f}_2(t) - \frac{1}{3} \tilde{f}_3(t) \right), \quad (\text{B10})$$

and \tilde{h}_i are defined by $\tilde{h}_i \equiv Z_i^h m_i$ with

$$Z_i^h = \frac{t}{1 + \beta_i t} \tilde{\alpha}_i(0). \quad (\text{B11})$$

$\tilde{H}_2(t)$ then takes the form

$$\tilde{H}_2 \equiv \vec{M}_{\tilde{H}_2} \cdot \vec{m}, \quad (\text{B12})$$

where $\vec{M}_{\tilde{H}_2}$ is a row vector

$$\vec{M}_{\tilde{H}_2} = \left(\frac{13}{15} Z_1^h, 3Z_2^h, \frac{16}{3} Z_3^h \right). \quad (\text{B13})$$

Similarly, we may write all the $M_{\tilde{H}_i}(t)$ in matrix or vector forms so that $\tilde{H}_3 = \vec{M}_{\tilde{H}_3} \cdot \vec{m}$, $\tilde{H}_4 = \vec{M}_{\tilde{H}_4} \cdot \vec{m}$, $\tilde{H}_5 = \vec{m}^T \cdot M_{\tilde{H}_5} \cdot \vec{m}$, $\tilde{H}_6 = \left(\vec{M}_{\tilde{H}_2} \cdot \vec{m} \right)^2$, $\tilde{H}_8 = \vec{m}^T \cdot M_{\tilde{H}_8} \cdot \vec{m}$ where the matrices $\vec{M}_{\tilde{H}_3}$ etc are given by

$$\vec{M}_{\tilde{H}_3} = \int_0^t E(t') \vec{M}_{\tilde{H}_2}(t') dt', \quad \vec{M}_{\tilde{H}_4} = \vec{M}_{\tilde{H}_2}(t) \int_0^t E(t') dt' - \int_0^t \vec{M}_{\tilde{H}_2}(t') E(t') dt',$$

$$M_{\tilde{H}_5} = \begin{pmatrix} -\frac{22}{15} Z_1^f & 0 & 0 \\ 0 & 6Z_2^h & 0 \\ 0 & 0 & -\frac{16}{3} Z_3^h \end{pmatrix}, \quad M_{\tilde{H}_8} = \begin{pmatrix} -\frac{1}{3} Z_1^f & 0 & 0 \\ 0 & Z_2^h & 0 \\ 0 & 0 & -\frac{8}{3} Z_3^h \end{pmatrix}, \quad (\text{B14})$$

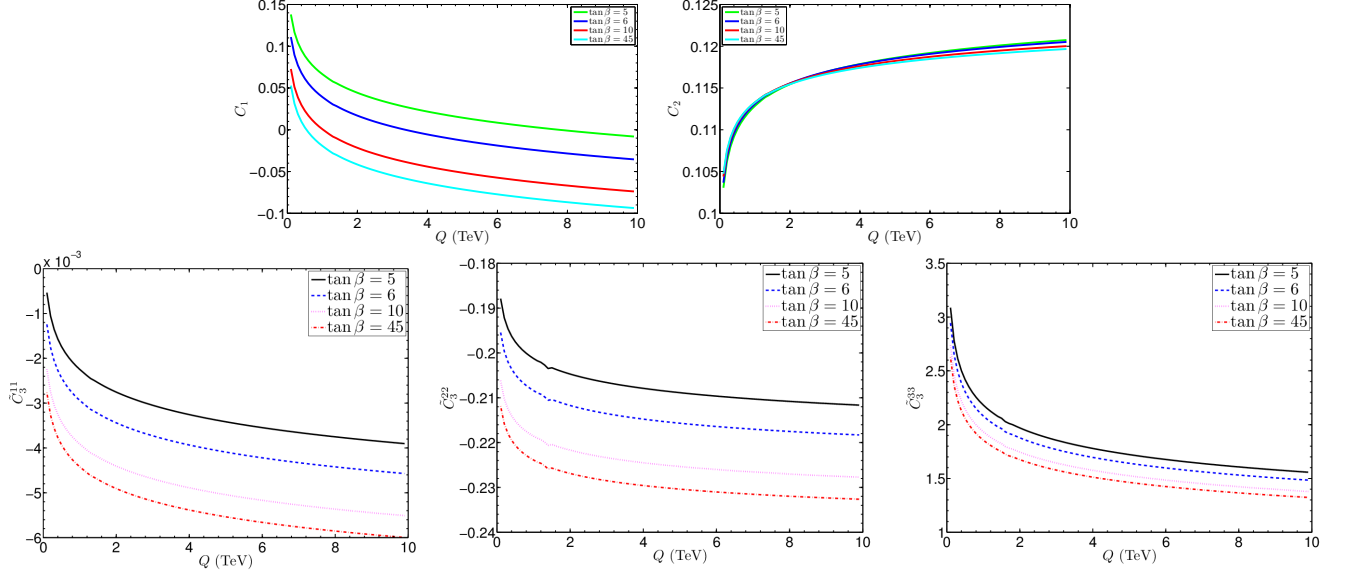


FIG. 9: The upper panels: RG evolution of $C_1(Q)$ and $C_2(Q)$ as a function of the renormalization group scale Q at different $\tan \beta$. Left panel: $C_1(Q)$ at $\tan \beta = 5, 6, 10$ and 45 . Right panel: $C_2(Q)$ at $\tan \beta = 5, 6, 10$ and 45 . It is seen that $C_1(Q)$ turns negative as the scale Q increases while $C_2(Q)$ remains positive. It is also seen that $C_1(Q)$ is very sensitive to $\tan \beta$ while C_2 is very insensitive to $\tan \beta$. The lower panels: An exhibition of \tilde{C}_3^{ii} at different $\tan \beta$. Left panel: \tilde{C}_3^{11} at $\tan \beta = 5, 6, 10$ and 45 . Middle panel: \tilde{C}_3^{22} at $\tan \beta = 5, 6, 10$ and 45 . Right panel: \tilde{C}_3^{33} at $\tan \beta = 5, 6, 10$ and 45 . It is seen that \tilde{C}_3^{11} and \tilde{C}_3^{22} are negative, which allows the possibility of new focal curves as discussed in the text.

$$M_{\tilde{H}_6} = \int_0^t \left(\vec{M}_{\tilde{H}_2}(t') \right)^T \left(\vec{M}_{\tilde{H}_2}(t') \right) E(t') dt'. \quad (\text{B15})$$

Similarly, $\tilde{F}_i(t)$ defined by

$$\tilde{F}_2 = \frac{8}{15} \tilde{f}_1 + \frac{8}{3} \tilde{f}_2, \quad (\text{B16})$$

$$\tilde{F}_3 = F(t) \tilde{F}_2(t) - \int_0^t E(t') \tilde{F}_2(t') dt', \quad (\text{B17})$$

$$\tilde{F}_4 = \int_0^t E(t') \tilde{H}_5(t') dt', \quad (\text{B18})$$

can also be written in matrix forms so that $\tilde{F}_2 \equiv (M_{\tilde{F}_2})_{ij} m_i m_j$, $\tilde{F}_3 \equiv (M_{\tilde{F}_3})_{ij} m_i m_j$, $\tilde{F}_4 \equiv (M_{\tilde{F}_4})_{ij} m_i m_j$, with $M_{\tilde{F}_i}$ defined by

$$M_{\tilde{F}_2}(t) = \begin{pmatrix} \frac{8}{15} Z_1^f & 0 & 0 \\ 0 & 0 & 0 \\ 0 & 0 & \frac{8}{3} Z_3^f \end{pmatrix}, \quad (\text{B19})$$

$$M_{\tilde{F}_3}(t) = F(t) M_{\tilde{F}_2}(t) - \int_0^t E(t') M_{\tilde{F}_2}(t') dt', \quad M_{\tilde{F}_4}(t) = \int_0^t E(t') M_{\tilde{H}_5}(t') dt'. \quad (\text{B20})$$

We repeat the same procedure for functions \tilde{G}_i defined by

$$\tilde{G}_1 = \tilde{F}_2(t) - \frac{1}{3} \tilde{H}_2(t)^2, \quad \tilde{G}_2 = 6\tilde{F}_3(t) - \tilde{F}_4(t) - 4\tilde{H}_2(t)\tilde{H}_4(t) + 2F(t)\tilde{H}_2(t)^2 - 2\tilde{H}_6(t), \quad (\text{B21})$$

which could also been written as, $\tilde{G}_1(t) \equiv (M_{\tilde{G}_1})_{ij} m_i m_j$, $\tilde{G}_2(t) \equiv (M_{\tilde{G}_2})_{ij} m_i m_j$, with $M_{\tilde{G}_i}$ defined by

$$M_{\tilde{G}_1}(t) = M_{\tilde{F}_2} - \frac{1}{3} \left(\vec{M}_{\tilde{H}_2} \right)^\top \cdot \vec{M}_{\tilde{H}_2}, \quad (\text{B22})$$

$$M_{\tilde{G}_2}(t) = 6M_{\tilde{F}_3} - M_{\tilde{F}_4} - 4 \left(\vec{M}_{\tilde{H}_2} \right)^\top \cdot \vec{M}_{\tilde{H}_4} + 2F \left(\vec{M}_{\tilde{H}_2} \right)^\top \cdot \vec{M}_{\tilde{H}_2} - 2M_{\tilde{H}_6}. \quad (\text{B23})$$

We return now to $\tilde{e}(t)$ and $\tilde{f}(t)$ and write these in the matrix form so that $\tilde{e}(t) \equiv (M_{\tilde{e}})_{ij} m_i m_j$, and $\tilde{f}(t) \equiv \left(\vec{M}_{\tilde{f}} \right)_i m_i$ with

$$M_{\tilde{e}} = \frac{3}{2D(t)^2} \left(3D(t) [M_{\tilde{G}_1} + Y_0 M_{\tilde{G}_2}] + \frac{1}{3} \left[\vec{M}_{\tilde{H}_2} + 6Y_0 \vec{M}_{\tilde{H}_4} \right]^2 + D(t)^2 M_{\tilde{H}_8} \right), \quad \vec{M}_{\tilde{f}} = -\frac{6Y_0 \vec{M}_{\tilde{H}_3}}{D(t)^2}. \quad (\text{B24})$$

Using the above we can write $m_{H_2}^2$ in the form

$$m_{H_2}^2 = (M_{\tilde{e}})_{ij} m_i m_j + A_0 \left(\vec{M}_{\tilde{f}} \right)_i m_i + m_0^2 h(t) - A_0^2 k(t). \quad (\text{B25})$$

Thus using Eq.(B6) and Eq.(B25) in Eq.(B1), we finally have the radiative electroweak symmetry breaking equation for non-universalities as given in Eq.(16).

-
- [1] ATLAS Collaboration Collaboration (G. Aad et al.), *Phys.Lett.* **B716**, 1 (2012), [arXiv:1207.7214 \[hep-ex\]](#).
 - [2] CMS Collaboration Collaboration (S. Chatrchyan et al.), *Phys.Lett.* **B716**, 30 (2012), [arXiv:1207.7235 \[hep-ex\]](#).
 - [3] F. Englert and R. Brout, *Phys. Rev. Lett.* **13**, 321 (1964).
 - [4] P. W. Higgs, *Phys. Rev. Lett.* **13**, 508 (1964).
 - [5] G. Guralnik, C. Hagen and T. Kibble, *Phys. Rev. Lett.* **13**, 585 (1964).
 - [6] S. Weinberg, *Phys.Rev.Lett.* **19**, 1264 (1967).
 - [7] A. Salam, Elementary paricle theory (Almqvist and Wiksells, Stockholm, 1968), p. 367.
 - [8] A. H. Chamseddine, R. L. Arnowitt, P. Nath, *Phys. Rev. Lett.* **49**, 970 (1982); P. Nath, R. L. Arnowitt, A. H. Chamseddine, *Phys. Lett.* **B121**, 33 (1983). For a review see P. Nath, [[hep-ph/0307123](#)].
 - [9] P. Nath, R. L. Arnowitt and A. H. Chamseddine, *Nucl. Phys.* **B227**, 121 (1983).
 - [10] L. J. Hall, J. D. Lykken and S. Weinberg, *Phys.Rev.* **D27**, 2359 (1983).
 - [11] R. L. Arnowitt and P. Nath, *Phys. Rev. Lett.* **69**, 725 (1992).
 - [12] S. Akula, B. Altunkaynak, D. Feldman, P. Nath and G. Peim, *Phys. Rev.* **D85**, 075001 (2012), [arXiv:1112.3645 \[hep-ph\]](#).
 - [13] S. Akula, P. Nath and G. Peim, *Phys.Lett.* **B717**, 188 (2012), [arXiv:1207.1839 \[hep-ph\]](#).
 - [14] A. Arbey, M. Battaglia, A. Djouadi and F. Mahmoudi (2012), [arXiv:1207.1348 \[hep-ph\]](#).
 - [15] J. Ellis and K. A. Olive, *Eur.Phys.J.* **C72**, 2005 (2012), [arXiv:1202.3262 \[hep-ph\]](#).
 - [16] H. Baer, V. Barger, P. Huang, D. Mickelson, A. Mustafayev et al. (2012), [arXiv:1210.3019 \[hep-ph\]](#).
 - [17] P. Nath, *Int.J.Mod.Phys.* **A27**, 1230029 (2012), [arXiv:1210.0520 \[hep-ph\]](#).
 - [18] M. S. Carena and H. E. Haber, *Prog. Part. Nucl. Phys.* **50**, 63 (2003) [[hep-ph/0208209](#)]; A. Djouadi, *Phys. Rept.* **459**, 1 (2008) [[hep-ph/0503173](#)].
 - [19] K. Babu, I. Gogoladze, M. U. Rehman and Q. Shafi, *Phys.Rev.* **D78**, 055017 (2008), [arXiv:0807.3055 \[hep-ph\]](#).
 - [20] S. P. Martin, *Phys.Rev.* **D82**, 055019 (2010), [arXiv:1006.4186 \[hep-ph\]](#).
 - [21] W. -Z. Feng and P. Nath, [arXiv:1303.0289 \[hep-ph\]](#).
 - [22] A. Joglekar, P. Schwaller and C. E. M. Wagner, [arXiv:1303.2969 \[hep-ph\]](#).
 - [23] L. Ibanez and G. Ross, *Comptes Rendus Physique* **8**, 1013 (2007), [arXiv:hep-ph/0702046 \[HEP-PH\]](#).
 - [24] K. L. Chan, U. Chattopadhyay, and P. Nath, *Phys.Rev.* **D58** (1998) 096004, [arXiv:hep-ph/9710473 \[hep-ph\]](#).
 - [25] U. Chattopadhyay, A. Corsetti and P. Nath, *Phys. Rev. D* **68**, 035005 (2003) [[hep-ph/0303201](#)].
 - [26] H. Baer, C. Balazs, A. Belyaev, T. Krupovnickas and X. Tata, *JHEP* **0306**, 054 (2003).
 - [27] D. Feldman, G. Kane, E. Kuflik and R. Lu, [arXiv:1105.3765 \[hep-ph\]](#).
 - [28] P. Nath, R. L. Arnowitt, *Phys. Rev.* **D56**, 2820-2832 (1997); J. R. Ellis, K. A. Olive, Y. Santoso, *Phys. Lett.* **B539**, 107-118 (2002).
 - [29] L. E. Ibanez, C. Lopez and C. Munoz, *Nucl. Phys. B* **256**, 218 (1985); L. E. Ibanez, C. Lopez, *Nucl. Phys.* **B233**, 511 (1984).
 - [30] R. L. Arnowitt and P. Nath, *Phys. Rev. D* **46**, 3981 (1992).
 - [31] J. L. Feng, K. T. Matchev and T. Moroi, *Phys. Rev. Lett.* **84**, 2322 (2000) [[arXiv:hep-ph/9908309](#)].
 - [32] S. Akula, M. Liu, P. Nath and G. Peim, *Phys. Lett. B* **709**, 192 (2012) [[arXiv:1111.4589 \[hep-ph\]](#)].
 - [33] [CMS Collaboration], [arXiv:1101.1628 \[hep-ex\]](#); [arXiv:1109.2352 \[hep-ex\]](#); CMS-PAS-SUS-11-005; CMS-PAS-SUS-11-006; CMS-PAS-SUS-11-013; CMS-PAS-SUS-11-015.

- [34] [ATLAS Collaboration], arXiv:1102.2357 [hep-ex].
- [35] [ATLAS Collaboration], arXiv:1102.5290 [hep-ex].
- [36] ATLAS Collaboration, ATLAS-CONF-2011-086.
- [37] G. Aad *et al.* [ATLAS Collaboration], [arXiv:1109.6572 [hep-ex]]; arXiv:1110.2299 [hep-ex].
- [38] http://www.sciops.esa.int/SA/PLANCK/docs/Planck_2013_results_16.pdf
- [39] K. Nakamura *et al.* [Particle Data Group Collaboration], J. Phys. G **G37**, 075021 (2010).
- [40] E. Barberio *et al.* arXiv:0808.1297 [hep-ex].
- [41] CDF Collaboration, arXiv:1107.2304 [hep-ex]; **CMS** and **LHCb** Collaborations. LHCb-CONF-2011-047, CMS PAS BPH-11-019.
- [42] V. M. Abazov *et al.* [D0 Collaboration], Phys. Lett. B **693**, 539 (2010).
- [43] S. Akula, D. Feldman, P. Nath and G. Peim, arXiv:1107.3535 [hep-ph].
- [44] G. Belanger, et.al Comput. Phys. Commun. **180**, 747 (2009); Comput. Phys. Commun. **182**, 842 (2011).
- [45] B. C. Allanach, Comput. Phys. Commun. **143**, 305 (2002). Version 3.2.4 was used in this analysis.
- [46] S. P. Martin, arXiv:0903.3568 [hep-ph].
- [47] D. Feldman, Z. Liu, P. Nath, Phys. Rev. **D80**, 015007 (2009). [arXiv:0905.1148 [hep-ph]]; N. Chen, D. Feldman, Z. Liu, P. Nath, G. Peim, Phys. Rev. **D83**, 035005 (2011). [arXiv:1011.1246 [hep-ph]].
- [48] I. Gogoladze, F. Nasir and Q. Shafi, arXiv:1212.2593 [hep-ph].
- [49] P. Nath, B. D. Nelson, H. Davoudiasl, B. Dutta, D. Feldman, Z. Liu, T. Han and P. Langacker *et al.*, Nucl. Phys. Proc. Suppl. **200-202** (2010) 185 [arXiv:1001.2693 [hep-ph]].
- [50] B. L. Kaufman, B. D. Nelson, M. K. Gaillard and , arXiv:1303.6575 [hep-ph].
- [51] Dimopoulos, S.Raby, and F.Wilczek, Phys. Lett. 1128, 133 (1982).
- [52] J. Ellis, D. V. Nanopoulos, and S.Rudaz, Nucl. Phys. 8202, 43 (1982).
- [53] R. L. Arnowitt, A. H. Chamseddine and P. Nath, Phys. Lett. B **156**, 215 (1985); P. Nath, A. H. Chamseddine and R. L. Arnowitt, Phys. Rev. D **32**, 2348 (1985).
- [54] J. Hisano, H. Murayama and T. Yanagida, Nucl. Phys. B **402**, 46 (1993) [hep-ph/9207279].
- [55] T. Goto and T. Nihei, Phys. Rev. D **59**, 115009 (1999) [hep-ph/9808255].
- [56] P. Nath and P. Fileviez Perez, Phys. Rept. **441**, 191 (2007) [hep-ph/0601023].
- [57] S. Raby, T. Walker, K. S. Babu, H. Baer, A. B. Balantekin, V. Barger, Z. Berezhiani and A. de Gouvea *et al.*, arXiv:0810.4551 [hep-ph].
- [58] J. L. Hewett, H. Weerts, R. Brock, J. N. Butler, B. C. K. Casey, J. Collar, A. de Gouvea and R. Essig *et al.*, arXiv:1205.2671 [hep-ex].
- [59] P. Nath and R. L. Arnowitt, Phys. Atom. Nucl. **61**, 975 (1998) [Yad. Fiz. **61**, 1069 (1998)] [hep-ph/9708469].
- [60] Y. Aoki, C. Dawson, J. Noaki and A. Soni, Phys. Rev. D **75**, 014507 (2007) [hep-lat/0607002].
- [61] R. Dermisek, A. Mafi, S. Raby and , Phys. Rev. D **63**, 035001 (2001) [hep-ph/0007213].
- [62] D. Emmanuel-Costa, S. Wiesenfeldt and , Nucl. Phys. B **661**, 62 (2003) [hep-ph/0302272].
- [63] T. Nihei, J. Arafune and , Prog. Theor. Phys. **93**, 665 (1995) [hep-ph/9412325].
- [64] K. Turzynski, JHEP **0210**, 044 (2002) [hep-ph/0110282].
- [65] H. Murayama and A. Pierce, Phys. Rev. D **65**, 055009 (2002) [hep-ph/0108104].
- [66] P. Nath, R. M. Syed and , Phys. Rev. D **77**, 015015 (2008) [arXiv:0707.1332 [hep-ph]].
- [67] R. L. Arnowitt and P. Nath, Phys. Rev. D **49**, 1479 (1994) [hep-ph/9309252].
- [68] K. S. Babu, J. C. Pati, Z. Tavartkiladze and , JHEP **1006**, 084 (2010) [arXiv:1003.2625 [hep-ph]].
- [69] K. S. Babu, I. Gogoladze, P. Nath, R. M. Syed and , Phys. Rev. D **85**, 075002 (2012) [arXiv:1112.5387 [hep-ph]]; K. S. Babu, I. Gogoladze, P. Nath, R. M. Syed and , Phys. Rev. D **72**, 095011 (2005) [hep-ph/0506312]. K. S. Babu, I. Gogoladze, P. Nath, R. M. Syed and , Phys. Rev. D **74**, 075004 (2006) [hep-ph/0607244].
- [70] R. Barbieri and G. F. Giudice, Nucl. Phys. B **306**, 63(1988)
- [71] P. Ciafaloni and A. Strumia, " Nucl.Phys. **B494** (1997) 41–53, arXiv:hep-ph/9611204 [hep-ph].
- [72] G. Bhattacharyya and A. Romanino, Phys.Rev. **D55** (1997) 7015–7019, arXiv:hep-ph/9611243 [hep-ph].
- [73] G.W. Anderson, D.J.Castaño and A. Riotto, Phys. Rev. **D55**, 2950(1997).
- [74] G. L. Kane and S. F. King, Phys. Lett. B **451** (1999) 113 [arXiv:hep-ph/9810374].
- [75] P. H. Chankowski, J. R. Ellis, M. Olechowski, S. Pokorski, Nucl. Phys. **B544**, 39-63 (1999). [hep-ph/9808275].
- [76] J. A. Casas, J. R. Espinosa, I. Hidalgo, JHEP **0401**, 008 (2004). [hep-ph/0310137].
- [77] S. P. Martin, Phys. Rev. D **83**, 035019 (2011).
- [78] N. Arkani-Hamed, K. Blum, R. T. D'Agnolo, J. Fan and , JHEP **1301** (2013) 149 [arXiv:1207.4482 [hep-ph]].
- [79] D. M. Ghilencea, H. M. Lee and M. Park, arXiv:1203.0569 [hep-ph].
- [80] J. Jaeckel and V. V. Khoze, JHEP **1211**, 115 (2012) [arXiv:1205.7091 [hep-ph]].
- [81] H. Baer, V. Barger, P. Huang, D. Mickelson, A. Mustafayev, *et al.*, arXiv:1212.2655 [hep-ph].
- [82] D. McKeen, M. Pospelov and A. Ritz, arXiv:1303.1172 [hep-ph].
- [83] C. Boehm, P. S. B. Dev, A. Mazumdar and E. Pukartas, arXiv:1303.5386 [hep-ph].
- [84]