

Constraints for non-standard statistical models of particle creations by identified hadron multiplicity results at LHC energies

T. Wibig^a

¹Department of Physics, University of Łódź; 90-236 Łódź, Pomorsta 149/153, Poland;

²National Centre for Nuclear Research, Cosmic Ray Laboratory, Łódź, Poland.

Received: date / Accepted: date

Abstract We analysed the identified hadron multiplicity predictions of the modified thermodynamical model of the multiparticle production processes with non-extensive statistic. The replacement of the standard Boltzmann exponential factor by the eventually much slower falling Tsallis one is suggested by the analysis of the transverse momentum distributions measured at high energies. The increase of high transverse momenta should accord with the abundance of heavy secondary particles, in particular multistrange barions. The introduction to the thermodynamical model of suppression factors similar to the ones in a quark jet fragmentation models is discussed.

Keywords 12.40.Ee, 13.87.Fh, 13.85.Ni, 13.60.Rj

1 Introduction

The identified hadron ratios have been measured with all LHC detectors and results were compared with high-energy event generators available in the market[1–5]. The comparison, in general, is not very satisfactory.

In the present paper we would like to use data from the ALICE experiment performed with pp interaction of \sqrt{s} 7 TeV available energy [3–8] to test the particle creation description based on thermodynamical approach.

The standard statistical picture is known to work well in the soft, low p_{\perp} , sector of the particle creation process, where the exponential fall of the transverse momentum distribution is observed. The hard inelastic scattering leads to the quark jet fragmentation with the power-law transverse momentum (transverse mass) distributions. Detail studies of the measured charged

particle transverse momentum (transverse mass) distributions suggested already some time ago that the very good agreement of the invariant differential cross section in the whole transverse momentum range can be obtained with "an empirical formula inspired by QCD" from [9]

$$E \frac{d^3\sigma}{dp^3} = A \left(\frac{p_0}{p_{\perp} + p_0} \right)^n \quad (1)$$

(see, e.g., [10] for further discussion and references). It has been shown [11] that not only the fit of the simple form of Eq.(1) works well but the whole theoretical model of particle creation which stands behind it could be successfully applied to the highest available energy data on charged particle transverse momentum [12].

The model parameters found in [12] define the occupation of phase space for given charged particle transverse momentum. If the picture is self-consistent, the same set of parameters should give correct yields of different kinds of created particles. It is known that the multiplicities of new created heavy particles are described to some extent by the Boltzmann statistical model (e.g., [13,14]). The Tsallis modification undoubtedly increases the high p_{\perp} s, and, obviously, the high transverse mass particle abundances. This should lead to the overabundance of heavy particles. We would like to look for the possibility to suppress this effect in a consistent way and to see if satisfactory results could be obtained.

2 Thermodynamical model

The thermodynamical picture of particle creation process in hadronic collisions was the first and quite successful attempt to describe it. The elaborated and com-

^ae-mail: t.wibig@gmail.com

plete theory was presented in series of papers by Hagedorn (see [15] and references therein). The idea of the fireball together with the proposition that “all fireballs are equal” gives considerable predictions concerning produced particle spectra.

One of the predictions was that the temperature of the “hadronic soup” (precisely defined) could not exceed a universal constant T_0 of order of 160 MeV. This value comes not as a result of the procedure of parameter adjusting using multiparticle production (e.g., transverse momenta) data, but from examination of elementary particle mass spectrum.

The Hagedorn theory were abundant for some time, when more sophisticated, jet or QCD based ideas appeared [16]. One of the reasons was the failure of the high-transverse momenta description. The temperature of the fireball is defined as the parameter in the classical Boltzmann exponential term of the probability weights for phase space average occupation numbers. This gives the (asymptotic) form of the distribution of transverse momentum of particles created from decaying fireballs. It was found that at high and very high interaction energies the predicted exponential fall do not agree with the observed high p_\perp behaviour. Successes of QCD based description of the hard processes gave deep insight into the nature of physics involved, and belief that this is just the right theory of strong interactions, makes the thermodynamical approach very approximate, simple and naive tool of limited applicability and thus of limited significance. But on the other hand, the simplicity of the theory and notorious constant lack of the effective QCD theory of soft hadronization processes give a hope that the fireball idea can be enriched, modified and can become important again.

The Hagedorn idea was used again to describe the identified particle multiplicities in hadronization both, in e^+e^- annihilation and hadronic collisions. The *grand canonical* formalism of Hagedorn was replaced in the serial of papers by Becattini and co-workers [17] by the *canonical* one, much relevant for studies of small systems like primary created fireballs for which the requirement of exact conservation of some quantum numbers seems important.

In general, thermodynamics of the system is determined by the partition function which can be written as

$$\mathcal{Z}(Q^0) = \sum_Q \delta(Q - Q^0) \prod_{i,j} \mathcal{P}_{jk}^{\nu_{jk}}, \quad (2)$$

where \mathcal{P} is the classical Boltzmann factor and j and k enumerate particle types and momentum cells, Q^0 is the initial fireball quantum number vector and Q is the respective vector of the particular state, and ν_{jk} is

the occupation number. Introducing Fourier transform of δ (and reducing vector Q to 3-dimensional: charge, baryon number and strangeness) Eq.(2) becomes

$$\begin{aligned} \mathcal{Z}(Q^0) = & \frac{1}{(2\pi)^3} \int_0^{2\pi} \int_0^{2\pi} \int_0^{2\pi} d^3\phi e^{iQ^0\phi} \times \\ & \times \exp \left\{ \sum_{j=1}^{n_B} w_j \sum_k \log(1 - \mathcal{P}_{jk} e^{-iq_j\phi})^{-1} + \right. \\ & \left. + \sum_{j=1}^{n_F} w_j \sum_k \log(1 + \mathcal{P}_{jk} e^{-iq_j\phi}) \right\}, \quad (3) \end{aligned}$$

where q_j is the quantum number vector of the particle j and w_j is the weight factor associated with the particle of the type j . The first guess is that it should be equal to $(2J_j + 1)$ and counts spin states. However, this does not seem to be so simple (see, e.g.,[18]) and other solutions introducing factors responsible for some wavefunction normalization, which should disfavour heavier states were found to be preferable by measurements. We will discuss this point later on.

With the Eq.(3) we are ready for detailed numerical calculations.

2.1 Average multiplicities

With the known partition function \mathcal{Z} the average characteristics of the system can be obtained in an usual way. For the average multiplicity we have

$$\begin{aligned} \langle n_j \rangle = & w_j \frac{V}{(2\pi)^3} \frac{1}{(2\pi)^3} \int_0^{2\pi} \int_0^{2\pi} \int_0^{2\pi} d^3\phi \times \\ & \times \int d^3p \left[e^{E/T} e^{i\mathbf{q}_j\phi} \pm 1 \right]^{-1}, \quad (4) \end{aligned}$$

where the upper sign is for fermions and the lower is for bosons. Because the $e^{-E/T}$ factor is expected to be small (for all particles except pions) then

$$\langle n_j \rangle \approx \frac{\mathcal{Z}(\mathbf{Q}^0 - \mathbf{q}_j)}{\mathcal{Z}(\mathbf{Q}^0)} w_j \frac{V}{(2\pi)^3} \int d^3p e^{-E/T}. \quad (5)$$

The conventional Boltzmann-Gibbs description shown above could be, in principle, modified to allow the description of the systems of not-completely-free particles: the correlation “strength”, however defined, was introduced with the help of the new *non-extensivity* parameter and the new statistics, which in such case has to be also *non-extensive*. In the limit of the absence of correlations the new description approaches the Boltzmann form.

There could be infinitely many “generalized” statistics which fulfill such requirements. We choose the one

which is simple and has well defined theoretical background. In the present paper we test the possibility, proposed by Tsallis [19], based on the modification of the classical entropy definition

$$S_{\text{BG}} = -k \sum_i^W \mathcal{P}_i \ln \mathcal{P}_i \quad (6)$$

by the new one

$$S_q = k \frac{1}{q-1} \left(1 - \sum_i^W \mathcal{P}_i^q \right) \quad (7)$$

with the new parameter q called the non-extensivity parameter. This modification has been adopted in other physical applications (see, e.g., [20]).

Maximization of the entropy requirement with the total energy constraint leads to the probability of realization of the state i (with energy E_i) given by

$$\mathcal{P}_i = \frac{1}{\mathcal{Z}_q} [1 - (1-q)/T_q(E_i - E_0)]^{1/(1-q)}, \quad (8)$$

where \mathcal{Z}_q is the normalization constant related to $\mathcal{Z}(\mathbf{Q}^0)$ of Eq.(2) where the Boltzmann terms x is replaced by the probabilities of the form of Eq.(8).

Eq. (8) can be rewritten introducing new symbol, e_q , defined as $e_q^x = [1 + (1-q)x]^{1/(1-q)}$

$$\mathcal{P}_i \sim e_q^{-E_i/T_q} \quad (9)$$

and the modified partition function can be written then in the form

$$\mathcal{Z}_q(\mathbf{Q}) = \sum_{\text{states}} \frac{w_j}{(2\pi)^3} \int_0^{2\pi} \int_0^{2\pi} \int_0^{2\pi} d^3\phi e_q^{-E/T} e^{i(\mathbf{Q}_0 - \mathbf{Q}) \cdot \phi}. \quad (10)$$

Eq.(5) with this modification of the partition function gives abundances of initially created particles in the hadronization process described by the modified, non-extensive, statistics.

3 Results

We have evaluated \mathcal{Z}_q functions (and $\mathcal{Z} = \mathcal{Z}_1$ for the standard Boltzmann thermodynamics) for a variety of values of the thermodynamical model parameters: T , V , and a number of \mathbf{Q} values which cover the production of over 100 hadrons of masses below 2 GeV/ c^2 . All decays of short-lived particles were then taken into account.

Measurements of identified particle ratios performed mostly by the ALICE Collaboration give the opportunity to test the modified statistical model of particle flavour creation in the new, higher energy region. The

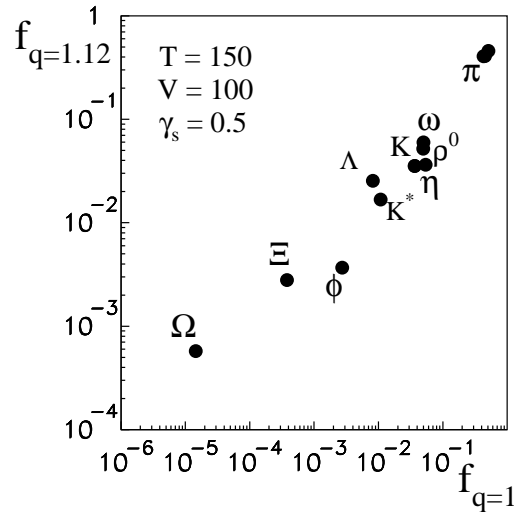


Fig. 1 Relative particle multiplicities, $f = (n_i/n_{ch})$, obtained for the Tsallis statistics (with $T = 150$ MeV, $V = 100$ fm³ and $q = 1.12$) compared with the same ratios for the Boltzmann statistics (with $T = 150$ MeV, $V = 100$ fm³ and $q = 1$).

lower energy jet hadronization results have been analyzed by the serial of papers by Becattini and others (see, e.g., [13,14]). It has been shown that the micro-canonical Boltzmann description works well for e^+e^- from $\sqrt{s} \approx 10$ GeV [21] to 91 GeV [13] and pp and $p\bar{p}$ interactions up to SPS energies, $\sqrt{s} \approx 900$ GeV [14].

The comparison of the results obtained with Boltzmann (non-extensivity parameter $q = 1$) and Tsallis with the value of $q = 1.12$ which obtained in Ref. [11,12] is shown in Fig. 1. We can see the clear enhancement of the exponential 'tail' for modified statistics model. The non-extensivity parameter q values adjusted to high energy data recently [22] are of 1.1–1.15, (~ 1.17 in Ref. [10]). We have shown the effect of the change of the non-extensivity parameter in Fig. 2. The difference between the Boltzmann and Tsallis statistics results are given for three values of q , 1.10, 1.12, and 1.15. The biggest difference is seen for Ω . For lighter particles, even for Ξ the effect of small change of q is not significant. Concluding, we can say that the relative particle multiplicities are not the appropriate observable to adjust the non-extensivity parameter.

We have tested also the particle multiplicity dependencies on thermodynamical hadronization parameters T and V . The effect seems to be almost negligible with the limits possible changes, allowed by the data on transverse momentum distribution and total multiplicities. However, the effect of volume V have to be taken with care, because the spacial and temporal history of the hadronization process is not exactly known. It is

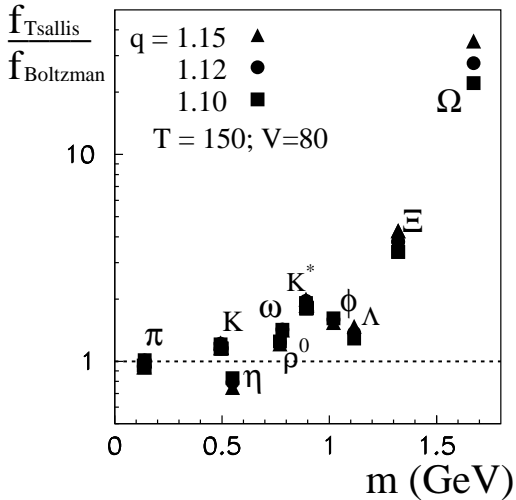


Fig. 2 Enhancement of the relative particle multiplicity obtained for Tsallis statistics (with $T = 150$ MeV, $V = 80$ fm³) with respect to the standard Boltzmann model for the non-extensivity parameter values equal to 1.10, 1.12, and 1.15 (squares, circles and triangles, respectively).

expected that the canonical picture should take into account the multichain idea (e.g., [23, 17]) of decomposition of the 'hadronic soup' to chains of independently hadronized objects/fireballs. For the Boltzmann statistics, by the definition of extensivity, the sum of many hadron sources is equivalent to one big source [21]. This is, in general, not the case of Tsallis non-extensive statistics. But we can say that the strength of the non-extensivity is still not big and the effect of subdivision of the hadronization volume does not change much the conclusion about the identified particles ratios. Another important point, to be mentioned here, is connected to the effect of the canonical treatment of small fireballs which relates to the suppression of strange quark (and diquark, or strange diquark) production what was mentioned already in [15]. Additionally the importance of reaction volume in hadronic collisions in the canonical picture, specially for multistrange particles, like Ω , is discussed extensively in [24]. We have to say that the changes of the hadronization volume do not act strong on the total multiplicities. The possible small changes which we can study do not effect the particle ratios in a significant way. Detailed studies, however, are needed to answer all questions here.

We can say, that the thermodynamical model predictions are, in a sense, very robust. They cannot be adjusted to the measured ratios, at least with reasonable possible changes of the hadronization parameters T , V and q . This situation is, on the other side, very fortunate. The comparison of them with the experimental

results could be the *experimentum crucis* of the model in general.

We have shown results for particle ratios in the comparison with the ALICE Collaboration data in Tab. 1. Thermodynamical parameter values (T and q) were taken from the literature, and adjusted (V) to reproduce roughly the charged particle multiplicities. We have applied there the simply counting of spin states to calculate the weight factor w_i , $(2J_i + 1)$, and strangeness suppression factor value of $\gamma_s = 0.5$ acting of strange quark particle contents.

Problems when comparing the ALICE results with prediction of listed hadronisation model results can be seen. Some ratios, especially those involving strange and multi-strange hadrons looks unexplainable. As it is discussed above (Fig. 2) formal fits or readjustments of the model parameters (T , V and even q) could not help. It should be mentioned here again, that model parameters are related to other interaction properties measured extensively with LHC, e.g., the transverse momentum distributions and total multiplicities, and their values are rather fixed. Any significant change of V , T (and T with q) could disturb fits made for the charged particle inclusive spectra measured with very high accuracy and in a large range of the transverse momentum space.

There is, however, in Eqs. (4,5) the weight factor w_j which give us some hope and freedom to get closer to the data. The simply obvious form of $(2J + 1)$ is, in general, modified since there had been experimentally found suppression of K mesons with respect to non-strange ones. The general statement is that the strange phase space is not fully available for particle production what can be realized by multiplying the partition function by the special factor for each strange valence quark in the particle in question.

The strangeness suppression factor is also one of the basic parameters in the jet fragmentation model introduced by Feynman and developed finally by the Lund group [18]. In the Lund jet fragmentation process new hadrons appear as a breaking of the colour field string stretched between quarks moving apart by the production of a new pair of quarks (sometimes diquarks). If there is enough energy left, further breaks may occur and eventually only on-mass-shell hadrons remains. The creation of new quark-antiquark pair in the Lund model is a kind of the quantum tunneling process, so it is expected that the heavy quark creation is suppressed. It is usually assumed that $u : d : s \sim 1 : 1 : 0.3$ [25] Additionally, w_j weight factor is related with the spin states of newly created hadrons: for mesons: pseudoscalar and vector states. The suppression here is not defined in the Lund fragmentation model. Counting the spin states gives 1 : 3 ratio, but in the JETSET model this ratio

Table 1 Ratios of particle multiplicities calculated for Boltzmann and Tsallis statistics in comparison with results from the ALICE Collaboration.

particle ratio	ALICE measurement	Boltzmann	Tsallis	Tsallis
		$V=50 \text{ fm}^3$ $T=160 \text{ MeV}$ $q=1.00$	$V=80 \text{ fm}^3$ $T=170 \text{ MeV}$ $q=1.12$	$V=80 \text{ fm}^3$ $T=150 \text{ MeV}$ $q=1.15$
ρ/ω	$1.15 \pm 0.2 \pm 0.12^a$	0.985	0.855	0.848
$\phi/(\rho + \omega)$	$0.084 \pm 0.013 \pm 0.012^a$	0.042	0.035	0.033
K^{*0}/K^-	$0.35 \pm 0.001 \pm 0.04^b$	0.337	0.466	0.466
ϕ/K^{*0}	$0.33 \pm 0.004 \pm 0.05^b$	0.268	0.215	0.207
ϕ/π^-	$0.014 \pm 0.0002 \pm 0.002^b$	0.0063	0.0080	0.0077
ϕ/K^-	$0.11 \pm 0.001 \pm 0.02^b$	0.090	0.100	0.097
ω/π^0	0.6 ± 0.1^c	1.36	0.861	0.704
Ω/Ξ	0.067 ± 0.01^d	0.068	0.237	0.240
Ω/ϕ	$0.04 \pm .008^e$	0.119	0.362	0.403
η/π^0	$0.1067 \pm 0.0259 \pm 0.0212^f$	0.206	0.092	0.081

^a $1 \text{ GeV}/c < p_{\perp} < 5 \text{ GeV}/c$ [7]

^b full phase space [3]

^c $p_{\perp} > 2.5 \text{ GeV}/c$ [6]

^d $m_{\perp} - m_0 > 0.3 \text{ GeV}$ [5]

^e $p_{\perp} > 1 \text{ GeV}$ [3]

^f $p_{\perp} > 0.55 \text{ GeV}/c$ [4]

is eventually close to 1 : 1, according to the 'tunnelling normalisation'.

The situation with baryon creation in the Lund model is much more complicated. The tunneling mechanism is also adopted here. We have here the probability of string breakup via diquark mode and further combination of quark and diquark. If we take into account the pop-corn mechanism of diquark breakups and lack of general rules, we can have the number of parameters to be adjusted to the data comparable with the number of measured ratios to be used for this adjustment. The number of parameters describing the production of baryons measured with good accuracy in the experiments at LHC is at the moment higher than the number of such baryons itself [18].

The Lund model and particular JETSET hadronization generator is used also by the PHOJET [26] program package for the recent theoretical examination of the LHC data description and comparison. Some parameters in PHOJET are different than the default Lund model values.

We first discuss the possibility of introducing the strangeness suppression factor γ_s for

$$w_j = (2J + 1) \times (\gamma_s)^{N_j} \quad . \quad (11)$$

The N_j is the 'degree of strangeness' which is, in fact, not defined, yet. It should be related to the contents of the particle j . Three possibilities are rather natural.

$$N_j = \begin{cases} S & \text{strangeness of the particle of the type } j \\ n_s & \text{number of strange (or anti)strange} \\ & \text{valence quarks of } j \\ n_{s\bar{s}} & \text{number of } s\bar{s} \text{ pairs} \\ & \text{involved to create the particle } j \end{cases} \quad (12)$$

The difference could be seen in the comparison of K and ϕ weights. For the direct K they are γ_s , γ_s , and γ_s , for three possibilities in Eq.(12), respectively. While for the direct ϕ they are 1, γ_s^2 , and γ_s , for the first, the second and the third possibility in Eq.(12). The actual situation is more complicated, because of the effect of decays of heavy resonances. To see the eventual results complete calculations have to be performed.

Some examples are given in the Tab. 2. We show there only these ratios which are sensitive to the choice of N_j in Eq. (eq16).

It can be seen that calculated ratios shown in Tab. 2 that the case ($N_j = n_s$) works well for strange mesons and the simple $(2J + 1)$ factor results not far from measurements. The multiplicity of ϕ is crucial here, as it could be expected.

Further model 'fine tuning' can involve the adjustment of the value of the strangeness suppression factor γ_s . We did not, however, go very far. We have checked three values which have been used in the literature: 0.5 originally proposed by Feynman in the jet fragmentation model [16] and still of use [17], 2/3 used successfully by Becattini [27] for the e^+e^- data and $p\bar{p}$ results from SPS, and $\gamma_s = 1$ as the limit of no strangeness

Table 2 Some ratios of particle multiplicities calculated with $T = 150$ MeV, $V = 80$ fm³, $q = 1.12$ and different strangeness suppression factor definition in Eq.(12) (the strangeness suppression factor equal to $\gamma_s = 0.5$) (description like in Tab.1).

particle ratio	ALICE measured ratios	n_s	$n_{s\bar{s}}$	S
$\phi/(\rho + \omega)$	$0.084 \pm 0.013 \pm 0.012^a$	0.0360	0.0718	0.142
ϕ/K^{*0}	$0.33 \pm 0.004 \pm 0.05^b$	0.219	0.440	0.751
ϕ/π^-	$0.014 \pm 0.0002 \pm 0.002^b$	0.008	0.016	0.030
ϕ/K^-	$0.11 \pm 0.001 \pm 0.02^b$	0.101	0.186	0.287
Ω/ϕ	$0.04 \pm .008^e$	0.329	0.135	0.082

suppression. Some results for n_s choice in Eq.(12) and spin counting states $w_i = (2J_i + 1)$ are shown in Tab.3 ($T = 150$ MeV, $V = 80$ fm³, $q = 1.12$).

The agreement for $\gamma_s = 2/3$ seems slightly better than for $1/2$. The no-suppression ($\gamma_s = 1$) is in general worst.

The discrepancy exists still in ratios involving baryons Ω and Ξ . As it has been said there is a great degree of freedom to modify created baryon multiplicities. The diquark suppression factor γ_{qq} is the one possibility which we used and another factor was introduced specially for Ω baryons γ_{ss} related to creation of double strange diquark.

Our final results on ratios of particle multiplicities calculated for with strangeness suppression factor $\gamma_s = 2/3$ and extra diquark suppressions $\gamma_{qq} = \gamma_{ss} = 1/2$ are shown in the Tab. 4 ($T = 150$ MeV, $V = 80$ fm³ and $q = 1.12$).

Table 4 Ratios of particle multiplicities calculated for with different strangeness suppression factor $\gamma_s = 0.66$ and extra diquark suppressions $\gamma_{qq} = \gamma_{ss} = 0.5$ compared with the measurement results (description like in Tab.1).

particle ratio	ALICE results	calculated
ρ/ω	$1.15 \pm 0.2 \pm 0.12^a$	0.867
$\phi/(\rho + \omega)$	$0.084 \pm 0.013 \pm 0.012^a$	0.062
K^{*0}/K^-	$0.35 \pm 0.001 \pm 0.04^b$	0.453
ϕ/K^{*0}	$0.33 \pm 0.004 \pm 0.05^b$	0.302
ϕ/π^-	$0.014 \pm 0.0002 \pm 0.002^b$	0.0147
ϕ/K^-	$0.11 \pm 0.001 \pm 0.02^b$	0.136
ω/π^0	0.6 ± 0.1^c	0.872
Ω/Ξ	0.067 ± 0.01^d	0.103
Ω/ϕ	$0.04 \pm .008^e$	0.045
η/π^0	$0.1067 \pm 0.0259 \pm 0.0212^f$	0.105

Because of relatively limited amount of data we do not wish at the moment to go further with 'tuning' the suppression parameters (γ_s , γ_{qq} and γ_{ss}). We would like to show the general possibility to improve the data description in the thermodynamical model by introducing diquark suppression factors. The additional suppression of heavy, strange barions required by the modified thermodynamical model can be naturally realized this way.

With all the modifications described above the χ^2 for the values listed in Tab. 4 gets lower from enormous thousands for predictions shown in Tab. 1 results to about 30. This value has a chance probability of $p = 0.0004$, equivalent to '3.5 σ ' deviation. It is, in fact, the disagreement, but it gives also a hope to be reduced further with more sophisticated calculations and model improvements.

The ALICE Collaboration published data showing also particle ratios as a function of particle transverse momentum. Taking into account that the modification of the statistics of the multiparticle production process was developed primarily for the transverse momentum description this kind of data could be valuable to verify the model. Comparison of our final model prediction and the data are shown in Fig. 3. The solid lines represent predictions of the discussed modified statistical model with the final suppressions as presented in the Tab.4, $\gamma_s = 0.66$ and both diquark suppression factors $\gamma_{qq} = \gamma_{ss} = 0.5$. The Boltzmann statistics results (dotted lines) are also given for a comparison. As it is seen in Fig. 3, the standard statistics does not work very well for the LHC ALICE data shown, as well as the the modified, Tsallis statistics without additional diquark suppression (dashed lines). Only introducing the diquark suppression effect with our chosen, first guess, values of suppression factors reproduces the data better. This is of course the effect of adding two new parameters and adjusting the model to match the points, but the question if similar modification of the standard Boltzmann picture will give similar result is still open.

4 Conclusions

The modified thermodynamical model parameters found analyzing the transverse momentum distributions measured at 7 TeV without any re-adjustment with the standard strangeness suppression factor γ of about $2/3$ and additional suppressions of diquark and strange diquark production were used for the calculations of identified particle multiplicities. We have shown that the introduction of non-extensive statistics to the thermodynamical theory of multiparticle production in hadronic

Table 3 Some ratios of particle multiplicities calculated for and different values of strangeness suppression factor compared with the measurement results.

particle ratio	ALICE results	$\gamma_s = 1$	$\gamma_s = 2/3$	$\gamma_s = 1/2$
$\phi/(\rho + \omega)$	$0.084 \pm 0.013 \pm 0.012^a$	0.137	0.062	0.036
ϕ/K^{*0}	$0.33 \pm 0.004 \pm 0.05^b$	0.433	0.289	0.219
ϕ/π^-	$0.014 \pm 0.0002 \pm 0.002^b$	0.023	0.013	0.008
ϕ/K^-	$0.11 \pm 0.001 \pm 0.02^b$	0.186	0.131	0.101
ω/π^0	0.6 ± 0.1^c	0.787	0.857	0.894
Ω/Ξ	0.067 ± 0.01^d	0.443	0.303	0.233
Ω/ϕ	$0.04 \pm .008^e$	0.585	0.416	0.329
η/π^0	$0.1067 \pm 0.0259 \pm 0.0212^f$	0.084	0.094	0.161

collisions opens an interesting possibility of the description of the hadronization process.

References

- G. Aad (ATLAS Collaboration), Phys. Rev. D **85**, 012001 (2012).
- R. Aaij (LHCb Collaboration), Eur. Phys. J. C **72**, 2168 (2012).
- B. Abelev *et al.*, (The ALICE Collaboration) Eur. Phys. J. C **72**, 2183, (2012).
- B. Abelev *et al.*, (The ALICE Collaboration), Phys. Lett. B **717**, 162, (2012).
- B. Abelev *et al.*, (The ALICE Collaboration), Phys. Lett. B **712**, 309 (2012).
- D. Peresunko *et al.*, (The ALICE Collaboration), arXiv:1210.5749 (2012).
- B. Abelev *et al.*, (The ALICE Collaboration), Phys. Lett. B **710**, 557(2012).
- R. Preghenella *et al.*, (The ALICE Collaboration), Acta Physica Polonica B **43**, 555, (2012).
- R. Hagedorn, Riv. Nuovo Cimento 6, 1 (1983).
- C.Y. Wong and G. Wilk, Phys. Rev. D 87, 114007 (2013).
- T. Wibig and I. Kurp, JHEP **12**, 039 2003.
- T. Wibig, J. Phys. G: Nucl. Part. Phys., **37**, 115009, 2010.
- K. Redlich, A. Andronic, F. Beutler, P. Braun-Munzinger, J. Stachel, J.Phys.G **36** 064021 (2009).
- F. Becattini, J. Phys. G: Nucl. Part. Phys. **23**, 1933 (1997).
- R. Hagedorn, Nucl. Phys. B **24**, 93, 1970; R. Hagedorn, K. Redlich, Z. Phys. C **27**, 541 (1985); R. Hagedorn, in: Hot Hadronic Matter: Theory and Experiment, J. Letessier *et al.*, Eds., NATO ASI Series, **346**, Plenum, New York, (1995).
- R.P. Feynman and R.D. Field, Nucl. Phys. B **136**, 1 (1978).
- F. Becattini and U. Heinz, Z. Phys. C **76**, 269 (1997).
- B. Andersson, G. Gustafson, C. Peterson, Z. Phys. C **1**, 105 (1979); T. Sjöstrand, LU-TP-95-20, CERN-TH-7112-93-REV, e-Print: hep-ph/9508391 1995; H.U. Bengtson and T. Sjöstrand. Comp. Phys. Commun **46** 43, (1987).
- C. Tsallis, J. Stat. Phys. **52**, 479 (1988).
- Ch. Beck, Physica A 286, 164, 2000; G. Wilk and Z. Włodarczyk, Eur. Phys. J. A **40** 299, (2009); G. Wilk, Z. Włodarczyk, Cent. Eur. J. Phys. **8** 726, (2010).
- F. Becattini and G. Passaleva, Eur. Phys. J. C **23**, 551 (2002).
- J. Cleymans, G.I. Lykasov, A.S. Parvan, A.S. Sorin, O.V. Teryaev, D. Worku, Physics Letters B, **723**, 351 (2013); J. Cleymans, Journal of Physics: Conference Series **455**, 012049 (2013).
- T. Wibig, Phys. Rev. D **56**, 4350 (1997).
- J. Rafelski and J. Letessier, J. Phys. G, **28**, 1819 (2002).
- A. Wrblewski, Acta Phys. Pol., bf B16 379, (1985).
- S. Ritter and J. Ranft, Acta Phys. Polon. B **11**, 259 (1980); R. Engel, Univ Siegen preprint 95-05 (1997). R. Engel and J. Ranft, Phys.Rev. D **54**, 4244(1996).
- F. Becattini, P. Castorina, A. Milov and H. Satz, Eur. Phys. J. C **66**, 377 (2010); J. Phys. G: Nucl. Part. Phys. **38** 025002 (2011).

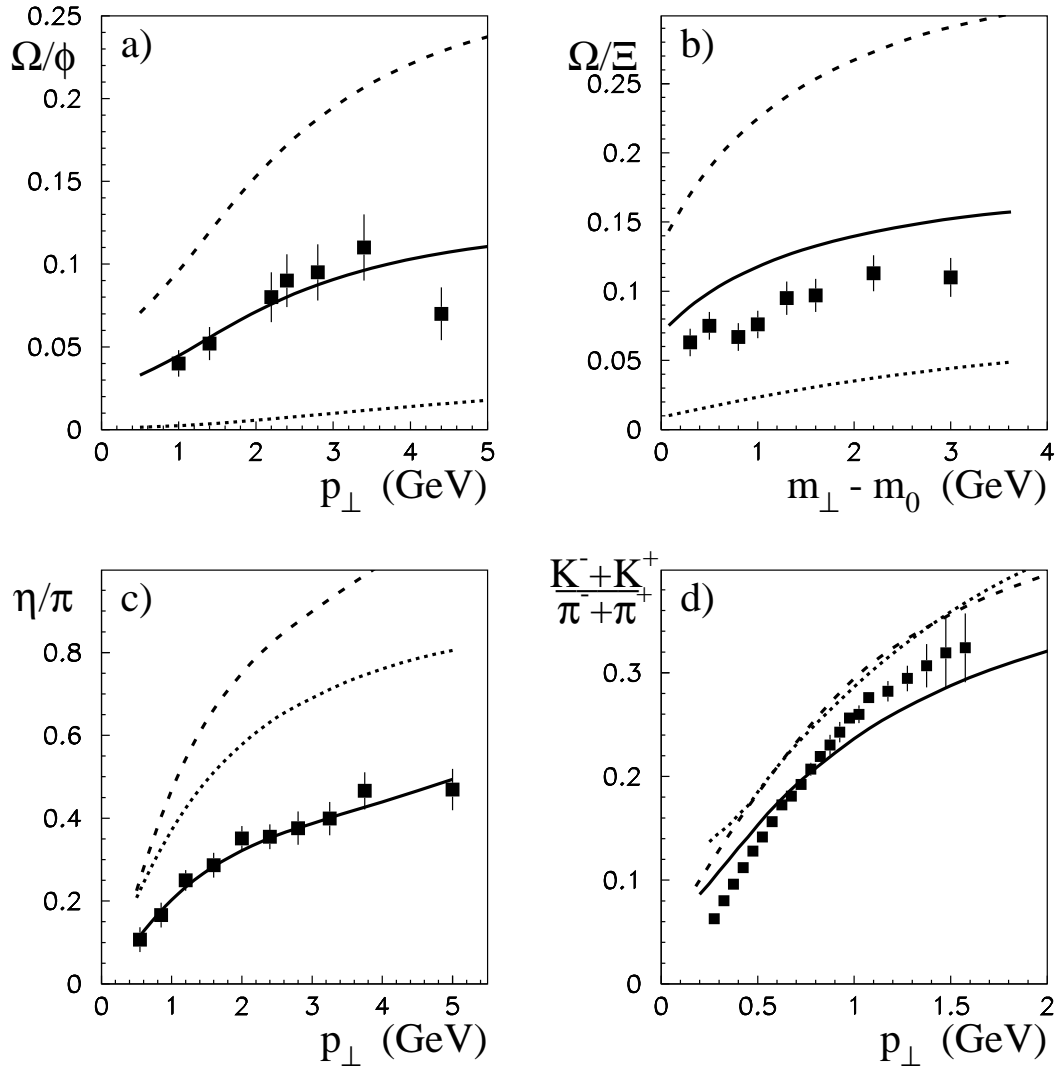


Fig. 3 Identified particles ratios as a function of transverse momentum (transverse mass for Ω/Ξ) for our final strangeness and diquark suppressions (solid lines) in comparison with ALICE data from [3, 5, 4, 8]. The ratios without diquark (and strange diquark) suppression is shown by the dashed lines. The results for Boltzmann statistics model are given also as a dotted lines.