

# Photon elliptic flow in relativistic heavy-ion collisions: hadronic versus partonic sources

O. Linnyk,<sup>\*</sup> V.P. Konchakovski, and W. Cassing

*Institute for Theoretical Physics, Justus Liebig University of Giessen, 35392 Giessen, Germany*

E. L. Bratkovskaya

*Institute for Theoretical Physics, Johann Wolfgang Goethe University, 60438 Frankfurt am Main, Germany; Frankfurt Institute for Advanced Studies, 60438 Frankfurt am Main, Germany;*

(Dated: February 7, 2022)

We study the transverse momentum spectrum and the elliptic flow  $v_2$  of photons produced in Au+Au collisions at  $\sqrt{s_{NN}} = 200$  GeV using the Parton-Hadron-String Dynamics (PHSD) transport approach. As sources for photon production, we incorporate the interactions of off-shell quarks and gluons in the strongly interacting quark-gluon plasma (sQGP) ( $q + \bar{q} \rightarrow g + \gamma$  and  $q(\bar{q}) + g \rightarrow q(\bar{q}) + \gamma$ ), the decays of hadrons ( $\pi \rightarrow \gamma + \gamma$ ,  $\eta \rightarrow \gamma + \gamma$ ,  $\omega \rightarrow \pi + \gamma$ ,  $\eta' \rightarrow \rho + \gamma$ ,  $\phi \rightarrow \eta + \gamma$ ,  $a_1 \rightarrow \pi + \gamma$ ) as well as their interactions ( $\pi + \pi \rightarrow \rho + \gamma$ ,  $\rho + \pi \rightarrow \pi + \gamma$ , meson-meson bremsstrahlung  $m + m \rightarrow m + m + \gamma$ ). The PHSD calculations reproduce the transverse momentum spectrum, the effective temperature  $T_{eff}$  and the elliptic flow  $v_2$  of both inclusive and direct photons as measured by the PHENIX Collaboration. The photons produced in the QGP contribute slightly less than 50% to the observed spectrum, but have small  $v_2$ . We find that the large direct photon  $v_2$  – comparable to that of hadrons – can be attributed to the intermediate hadronic scattering channels not subtracted from the data when following the same extraction procedure for  $v_2$  as in the PHENIX experiment. On the other hand the  $v_2$  of direct photons – as evaluated by the weighted average of direct photon channels – gives a lower signal. The difference between the two extraction procedures for the direct photon  $v_2$  can be attributed to different definitions for the yield ratio of direct photons to the background photons. The QGP phase causes the strong elliptic flow of photons indirectly, by enhancing the  $v_2$  of final hadrons due to the partonic interaction in terms of explicit parton collisions and the mean-field potentials. We also show that the presence of the QGP radiation is manifest in the slope of the direct photon spectrum, leading to an effective slope parameter  $T_{eff}$  far above the critical temperature for the deconfinement phase transition.

PACS numbers: 25.75.-q, 13.85.Qk, 24.85.+p

## I. INTRODUCTION

The electromagnetic emissivity of strongly interacting matter at finite temperature and baryonic chemical potential is a subject of longstanding interest and is explored in particular in relativistic nucleus-nucleus collisions, where the photons (and dileptons) measured experimentally provide a time-integrated picture of the collision dynamics. This 'camera' also records the early stages of such collisions due to the low final state interactions of electromagnetic signals [1], but the 'picture' is blurred by the emission at later stages. Fortunately, the 'final picture' of the hot and dense matter created early in the collision in part can be restored by independently measuring hadronic channels and subtracting the associated light signals. The corrected spectra then are denoted as 'direct photons'.

The recent observation by the PHENIX Collaboration [2] that the elliptic flow  $v_2(p_T)$  of 'direct photons' produced in minimal bias Au+Au collisions at  $\sqrt{s_{NN}} = 200$  GeV is comparable to that of the produced pions was a surprise and in contrast to the theoretical expect-

tations and predictions [3–7]. Indeed, the photons produced by partonic interactions in the quark-gluon plasma phase have not been expected to show considerable flow because – in a hydrodynamical picture – they are dominated by the emission at high temperatures, i.e. in the initial phase before the elliptic flow fully develops. On the other hand, the dominant hadronic sources of photon production – decays of  $\pi$  and  $\eta$  mesons – have been subtracted by the PHENIX Collaboration from the total photon spectrum using a model-independent method [2] and therefore do not explain the observed strong momentum anisotropy of the direct photons. This has lead also to the suggestion that the photon  $v_2$  observed might be a signature for more unconventional sources such as the pre-equilibrium gluon interaction with the magnetic field [8, 9], enhanced emission of photons at the QGP surface [10] or novel assumptions for the transverse parton acceleration in the QGP [11, 12].

In the present study we apply the Parton-Hadron-String Dynamics (PHSD) transport approach to investigate the photon production in Au+Au collisions at  $\sqrt{s_{NN}} = 200$  GeV. In the past the PHSD approach has provided a consistent description of the bulk properties of heavy-ion collisions – rapidity spectra, transverse mass distributions, azimuthal asymmetries of various particle species – from low Super-Proton-Synchrotron (SPS) to

---

<sup>\*</sup>Electronic address: Olena.Linnyk@theo.physik.uni-giessen.de

top Relativistic-Heavy-Ion-Collider (RHIC) energies [13] and was successfully used also for the analysis of dilepton production from hadronic and partonic sources at SPS, RHIC and Large-Hadron-Collider (LHC) energies [14–16]. In the hadronic sector, PHSD is equivalent to the Hadron-String Dynamics (HSD) approach [17–19], in which the photon production at lower SPS energies has been investigated in Ref. [20] with an emphasis on the role of meson-meson interactions. In the present study we extend the approach to higher collision energies by explicitly incorporating photon production in the strongly interacting quark-gluon plasma (sQGP). Indeed, the deconfined state of matter was found to be created in heavy-ion collisions at RHIC [21–24] for a couple of fm/c [25] leaving substantial traces especially in the dilepton yield above invariant masses of 1.2 GeV [14–16].

The photon radiation from the partonic phase is consequently expected to show a large contribution to the transverse momentum spectrum of produced photons [3–6, 26–36], the slope of which was even used to deduce an ‘average temperature’ of the QGP [37, 38] which we address as an ‘apparent inverse slope parameter’ or energy scale for the photonic radiation. The transition to the strongly interacting QGP in the initial phase of the heavy-ion collisions and the subsequent hadronization is treated dynamically in the PHSD approach. It is therefore of interest to calculate the photon production in relativistic heavy-ion collisions from hadronic and partonic interactions consistently within the PHSD transport approach, in which the microscopic and non-equilibrium evolution of the nucleus-nucleus collision is independently controlled by a multitude of other hadronic and electromagnetic observables in a wide energy range [14–16, 25, 39, 40].

## II. PHOTON PRODUCTION SOURCES WITHIN THE PHSD TRANSPORT APPROACH

The PHSD model [25, 40] is an off-shell transport approach that consistently describes the full evolution of a relativistic heavy-ion collision from the initial hard scatterings and string formation through the dynamical deconfinement phase transition to the quark-gluon plasma as well as hadronization and to the subsequent interactions in the hadronic phase. In PHSD the transition from the partonic to hadronic degrees of freedom is described by covariant transition rates for the fusion of quark-antiquark pairs to mesonic resonances or three quarks (antiquarks) to baryonic states, i.e., by the dynamical hadronization [41]. The two-particle correlations resulting from the finite width of the parton spectral functions are taken into account dynamically in the PHSD by means of the *generalized* off-shell transport equations [42] that go beyond the mean field or Boltzmann approximation [43, 44]. The transport theoretical description of quarks and gluons in the PHSD is based on the Dynamical Quasi-Particle Model (DQPM) for partons that

is constructed to reproduce lattice QCD (lQCD) results for a quark-gluon plasma in thermodynamic equilibrium. The DQPM provides the mean-fields for gluons/quarks and their effective 2-body interactions that are implemented in the PHSD. For details about the DQPM model and the off-shell transport approach we refer the reader to the review in Ref. [43].

### A. Hadronic sources of photon production

As sources of photon production - on top of the general dynamical evolution - we consider hadronic [33] as well as partonic [26, 27] interactions. Let us first describe the hadronic contributions, which consist of the photon production from hadronic decays and the interactions of final as well as intermediate mesons produced throughout the evolution of the nucleus-nucleus collision:

1) Photon production by mesonic decays ( $\pi^0, \eta, \eta', \omega, \phi, a_1$ ), where the mesons are produced first in baryon-baryon ( $BB$ ), meson-baryon ( $mB$ ) or meson-meson ( $mm$ ) collisions. The photon production from the mesonic decays represents a ‘background’ for the search of the direct photons, however, this background can only partly be subtracted from the signal by data driven methods. Just as in the earlier work within the HSD model [20], we consider the contributions from the photon decay of the following mesons:

$$\begin{aligned}\pi^0 &\rightarrow \gamma + \gamma, \\ \eta &\rightarrow \gamma + \gamma, \\ \eta' &\rightarrow \rho + \gamma, \\ \omega &\rightarrow \pi^0 + \gamma, \\ \phi &\rightarrow \eta + \gamma, \\ a_1 &\rightarrow \pi + \gamma.\end{aligned}$$

The decay probability is calculated according to the corresponding branching ratios taken from the latest compilation by the Particle Data Group [45], updating slightly the values applied in earlier HSD investigations at SPS energies [20]. The broad resonances – including the  $a_1, \rho, \omega$  mesons – in the initial or final state are treated in PHSD in line with their (in-medium) spectral functions, as implemented and explained in detail in Ref. [20].

2) Additionally to the resonance/meson decay channels, the photons can be produced in mesonic collisions. We consider the direct photon production in the scattering processes

$$\begin{aligned}\pi\pi &\rightarrow \rho\gamma, \\ \pi\rho &\rightarrow \pi\gamma,\end{aligned}$$

accounting for all possible charge combinations.

We calculate the cross sections for the processes  $\pi\pi \rightarrow \rho\gamma, \pi\rho \rightarrow \pi\gamma$  as in Ref. [20], i.e. the total cross section  $\sigma_{\pi\pi \rightarrow \rho\gamma}(s, \rho_N)$  is obtained by folding the vacuum

cross section  $\sigma_{\pi\pi\rightarrow\rho\gamma}^0(s, M)$  with the (in-medium) spectral function of the  $\rho$  meson:

$$\sigma_{\pi\pi\rightarrow\rho\gamma}(s, \rho_N) = \int_{M_{min}}^{M_{max}} dM \sigma_{\pi\pi\rightarrow\rho\gamma}^0(s, M) A(M, \rho_N) P(s). \quad (1)$$

Here  $A(M, \rho_N)$  denotes the meson spectral function for given total width  $\Gamma_V^*$ :

$$A_V(M, \rho_N) = C_1 \frac{2}{\pi} \frac{M^2 \Gamma_V^*(M, \rho_N)}{(M^2 - M_0^2(\rho_N))^2 + (M\Gamma_V^*(M, \rho_N))^2}, \quad (2)$$

with the normalization condition for any  $\rho_N$ ,  $\int_{M_{min}}^{M_{lim}} A_V(M, \rho_N) dM = 1$ , where  $M_{lim} = 2$  GeV is chosen as an upper limit for the numerical integration while the lower limit of the vacuum  $\rho$  spectral function corresponds to the  $2\pi$  decay  $M_{min} = 2m_\pi$  in vacuum and  $2m_e$  in medium.  $M_0^*$  is the pole mass of the vector meson spectral function which is  $M_0^*(\rho_N = 0) = M_0$  in vacuum, however, might be shifted in the medium (e.g. for the dropping mass scenario). Furthermore, the vector meson width is the sum of the vacuum total decay width and collisional width:

$$\Gamma_V^*(M, \rho_N) = \Gamma_V(M) + \Gamma_{coll}(M, \rho_N). \quad (3)$$

In Eq. (1) the function  $P(S)$  accounts for the fraction of the available part of the full spectral function  $A(M, \rho_N)$  at given energy  $\sqrt{s}$ , integrated over the mass  $M$  up to  $M_{max} = \sqrt{s}$ , with respect to the total phase space.

The cross section  $\sigma_{\pi\pi\rightarrow\rho\gamma}^0(s, M)$  is taken from the model by Kapusta et al. [28] with the  $\rho$ -meson mass considered as a dynamical variable, i.e  $m_\rho \rightarrow M$ :

$$\begin{aligned} \frac{d\sigma}{dt}(\pi^\pm\pi^0 \rightarrow \rho^\pm\gamma) = & -\frac{\alpha g_\rho^2}{16s p_{CM}^2} \left[ \frac{(s - 2M^2)(t - m_\pi^2)^2}{M^2(s - M^2)^2} + \frac{m_\pi^2}{M^2} - \frac{9}{2} \right. \\ & + \frac{(s - 6M^2)(t - m_\pi^2)}{M^2(s - M^2)} + \frac{4(M^2 - 4m_\pi^2)s}{(s - M^2)^2} \\ & \left. + \frac{4(M^2 - 4m_\pi^2)}{t - m_\pi^2} \left( \frac{s}{s - M^2} + \frac{m_\pi^2}{t - m_\pi^2} \right) \right]. \quad (4) \end{aligned}$$

The photon production in the  $\pi + \rho$  interaction is calculated analogously (cf. Ref. [20] for details).

3) Colliding charged mesons can also radiate photons by the bremsstrahlung process  $m + m \rightarrow m + m + \gamma$ . The implementation of photon bremsstrahlung from hadronic reactions in transport approaches is based on the 'soft photon' approximation. The soft-photon approximation (SPA) [46] relies on the assumption that the radiation from internal lines is negligible and the strong interaction vertex is on-shell. In this case the strong interaction part and the electromagnetic part can be separated, so the

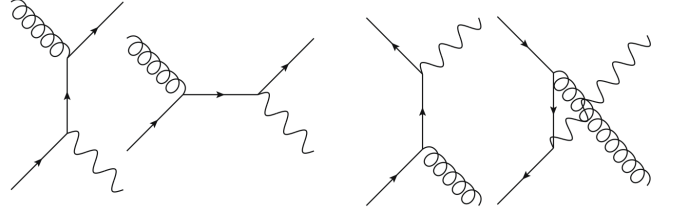


FIG. 1: (Color on-line) Feynman diagrams for the partonic sources ( $q(\bar{q}) + g \rightarrow q(\bar{q}) + \gamma$  and  $q + \bar{q} \rightarrow g + \gamma$ ) included in the PHSD calculations.

soft-photon cross section for the reaction  $m_1 + m_2 \rightarrow m_1 + m_2 + \gamma$  can be written as

$$\begin{aligned} q_0 \frac{d^3\sigma^\gamma}{d^3q} &= \frac{\alpha}{4\pi} \frac{\bar{\sigma}(s)}{q_0^2}, \\ \bar{\sigma}(s) &= \frac{s - (M_1 + M_2)^2}{2M_1^2} \sigma(s), \end{aligned} \quad (5)$$

where  $M_1$  is the mass of the charged accelerated particle,  $M_2$  is the mass of the second particle;  $q_0, q$  are the energy and momentum of the photon. In (5)  $\sigma(s)$  is the on-shell elastic cross section for the reaction  $m_1 + m_2 \rightarrow m_1 + m_2$ . The photon production via the meson-meson bremsstrahlung process in lower energy heavy-ion collisions was calculated in exactly this fashion in the earlier work within the hadronic HSD transport model [20]. Here, we will calculate the photon bremsstrahlung from all elastic meson-meson scatterings  $m_1 + m_2$ , including now also the vector mesons ( $m_i = \pi, \eta, K, \bar{K}, K^0, K^*, \bar{K}^*, K^{*0}, \eta', \omega, \rho, \phi, a_1$ ), which occur during the heavy-ion collisions by applying the SPA formula (5). Let us point out that the resulting yield of the bremsstrahlung photons depends on the model assumptions such as the cross section for the meson-meson elastic scattering (we assume 10 mb for all meson species), incoherence of the individual scatterings and the soft photon approximation. The adequacy of the SPA assumption has been shown in Ref. [47], however, a possible theoretical uncertainty of up to a factor of 2 has to be kept in mind.

The PHSD and HSD are off-shell transport models and thus allow to study the effect of the vector meson spectral function modification. In particular the photon production in secondary meson interactions is sensitive to the properties of the vector mesons in the medium [20, 48, 49]. In this respect, we stress here that the yields and the in-medium spectral functions of vector mesons in PHSD have been independently constrained by the comparison to the data on dilepton mass-spectra (see Refs. [14, 15, 39]).

## B. Partonic sources of photon production

We continue with the description of photon production in the interactions of quarks and gluons in the quark-

gluon plasma, which dominantly proceeds through the quark annihilation and the gluon Compton scattering processes:

$$\begin{aligned} q + \bar{q} &\rightarrow g + \gamma \\ q(\bar{q}) + g &\rightarrow q(\bar{q}) + \gamma. \end{aligned}$$

The diagrams contributing to these scattering processes at tree level are presented in Fig. 1.

In the strongly interacting QGP, the gluon and quark propagators (in PHSD) differ significantly from the non-interacting propagators such that bare production amplitudes can no longer be used. The off-shell quarks and gluons have finite masses and widths, which parametrize the resummed interaction of the QGP constituents. The perturbative QCD results for the cross sections of the processes in Fig. 1 have to be generalized in order to include the finite masses for fermions and gluons as well as their broad spectral functions. In Refs. [50], the influence of the gluon off-shellness (fixed to  $m_g^2 = |\vec{k}_g|^2$ ) on the photon production was studied but the quark masses had been neglected and the spectral functions were assumed to be  $\delta$ -functions (quasi-particle approximation). On the other hand, in Ref. [51] a finite quark mass was incorporated in the elementary cross sections for both the quark annihilation and the gluon-Compton scattering processes (though the gluon was taken to be massless and the quasiparticle approximation remained). The resulting cross sections of Ref. [51] are instructive and still compact enough to be explicitly shown here for illustration of the quark mass effect:

$$\begin{aligned} \frac{d\sigma}{dt}(q\bar{q} \rightarrow \gamma g) = & \\ & -\frac{4}{9} \left( \frac{e_q^2}{e^2} \right)^2 \frac{8\pi\alpha_S \alpha_{EM}}{s(s-4m_q^2)} \left[ \left( \frac{m_q^2}{t-m_q^2} + \frac{m_q^2}{u-m_q^2} \right)^2 \right. \\ & \left. + \left( \frac{m_q^2}{t-m_q^2} + \frac{m_q^2}{u-m_q^2} \right) - \frac{1}{4} \left( \frac{t-m_q^2}{u-m_q^2} + \frac{u-m_q^2}{t-m_q^2} \right) \right] \quad (6) \end{aligned}$$

$$\begin{aligned} \frac{d\sigma}{dt}(gq \rightarrow \gamma q) = & \\ & \frac{1}{6} \left( \frac{e_q^2}{e^2} \right)^2 \frac{8\pi\alpha_S \alpha_{EM}}{(s-m_q^2)^2} \left[ \left( \frac{m_q^2}{s-m_q^2} + \frac{m_q^2}{u-m_q^2} \right)^2 \right. \\ & \left. + \left( \frac{m_q^2}{s-m_q^2} + \frac{m_q^2}{u-m_q^2} \right) - \frac{1}{4} \left( \frac{s-m_q^2}{u-m_q^2} + \frac{u-m_q^2}{s-m_q^2} \right) \right] \quad (7) \end{aligned}$$

It is obvious from equations (6) and (7) that the quark off-shellness leads to higher twist corrections ( $\sim m_q^2/s, m_q^2/t, m_q^2/u$ ). These corrections are small in hard hadron scattering at high center-of-mass energy  $\sqrt{s} > 10$  GeV, but become substantial for photon production in the sQGP, where the characteristic  $\sqrt{s}$  of parton collisions is of the order of a few GeV.

However, the formulae (6) and (7) have to be further generalized in order to be included into the PHSD transport approach: we have to incorporate the finite mass for the gluon and departe from the quasiparticle approximation. Note also that in (6) and (7) the masses of quarks and antiquarks were assumed equal, which is not the case for the offshellnesses of the broad strongly-interacting particles in the PHSD. The evaluation of cross sections for dilepton production by off-shell partons, taking into account finite masses for quarks, antiquarks (with generally  $m_q \neq m_{\bar{q}}$ ) and gluons  $m_g$  as well as their finite spectral width (by integrating over the mass distributions in analogy to equation (1)) has been carried out in Refs. [52, 53]. We refer the reader to the work [53] for details of the calculations, where the phenomenological parametrizations from the DQPM for the quark and gluon propagators and their interaction strength were used. Since the resulting formulae are quite lengthy, we do not repeat them here. In order to obtain now the cross sections for the *real* photon production, we use the relation between the real photon production cross section and the cross section for dilepton production [37]:

$$\frac{d\sigma(\gamma)}{dt} = \lim_{M \rightarrow 0} \frac{3\pi}{\alpha} \frac{M^2}{L(M)} \frac{d^2\sigma(e^+e^-)}{dM^2 dt}, \quad (8)$$

where  $M^2$  is the invariant mass squared of the lepton pair, i.e. the virtuality of the virtual photon, and the kinematical factor  $L(M)$  is given by

$$L(M) = \sqrt{1 - \frac{4m_e^2}{M^2}} \left( 1 + \frac{2m_e^2}{M^2} \right), \quad (9)$$

with  $m_e$  denoting the lepton mass.

We take  $d^2\sigma(e^+e^-)/dM^2 dt$  from Ref. [53] and use relation (8) to implement the real photon production in the off-shell quark and gluon interactions into the PHSD transport approach. In each interaction of  $q+\bar{q}$  or  $q/\bar{q}+g$ , the photon production probability and the elliptic flow of the produced photon are recorded differentially in transverse momentum  $p_T$  and rapidity  $y$ .

### III. RESULTS

#### A. Spectra

The results for the inclusive photon spectrum as a sum of all the considered partonic as well as hadronic sources for the photons produced in minimal bias Au+Au collisions at  $\sqrt{s_{NN}} = 200$  GeV is presented in Fig. 2 as a function of the transverse momentum  $p_T$  at mid-rapidity  $|y| < 0.35$ . In our calculations of the total photon spectrum the following sources are taken into account: the decays of  $\pi^0$ ,  $\eta$ ,  $\omega$ ,  $\eta'$ ,  $\phi$  and  $a_1$  mesons; the reactions  $\pi + \rho \rightarrow \pi + \gamma$ ,  $\pi + \pi \rightarrow \rho + \gamma$ ; the photon bremsstrahlung in meson-meson collisions  $m + m \rightarrow m + m + \gamma$ ; photon production in the QGP in the processes  $q + \bar{q} \rightarrow g + \gamma$ , and  $q(\bar{q}) + g \rightarrow q(\bar{q}) + \gamma$ ; and the photon production in

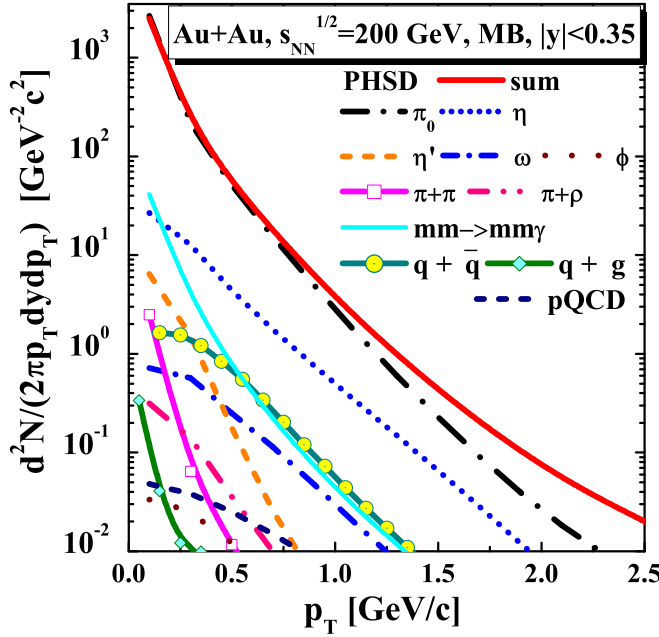


FIG. 2: (Color on-line) The channel decomposition of the inclusive photon transverse momentum ( $p_T$ ) spectrum from PHSD for minimal bias Au+Au collisions at  $\sqrt{s_{NN}} = 200$  GeV (full solid upper line) at mid-rapidity  $|y| < 0.35$ . Channel description is given in the text and the legend.

the initial hard collisions ("pQCD"), which is given by the hard photon yield in p+p collisions scaled with  $N_{coll}$  (line taken from Ref. [37, 38]). The leading contributions are the decays of  $\pi^0$  and  $\eta$  mesons. Since these 'late' hadronic sources are less sensitive to the creation of the hot and dense medium and to its properties, they are subtracted experimentally to access the 'direct' photon spectrum.

The experimental data on the remaining 'direct' photon spectrum are compared to the PHSD calculations (without  $\pi^0$  and  $\eta$  decays) in Fig. 3. The measured transverse momentum spectrum  $dN/dp_T$  is reproduced, if the partonic and the remaining hadronic sources are summed up (upper solid line). We find that the radiation from the sQGP constitutes slightly less than half of the observed number of photons. The radiation from hadrons and their interaction – which are not measured separately so far – give a considerable contribution, too, especially at low transverse momentum. The dominant hadronic sources are the meson-meson bremsstrahlung. While the former (e.g. the decays of  $\omega$ ,  $\eta'$ ,  $\phi$  and  $a_1$  mesons) can be subtracted from the spectra once the mesonic yields are determined independently by experiment, the reactions  $\pi + \rho \rightarrow \pi + \gamma$ ,  $\pi + \pi \rightarrow \rho + \gamma$  and the meson-meson bremsstrahlung  $m + m \rightarrow m + m + \gamma$  cannot be removed by model-independent methods. In this respect, the  $m + m \rightarrow m + m + \gamma$  channel is especially interesting, thus we show it in more detail in Fig. 4, where the photon production in the scattering of pions gives the dominant

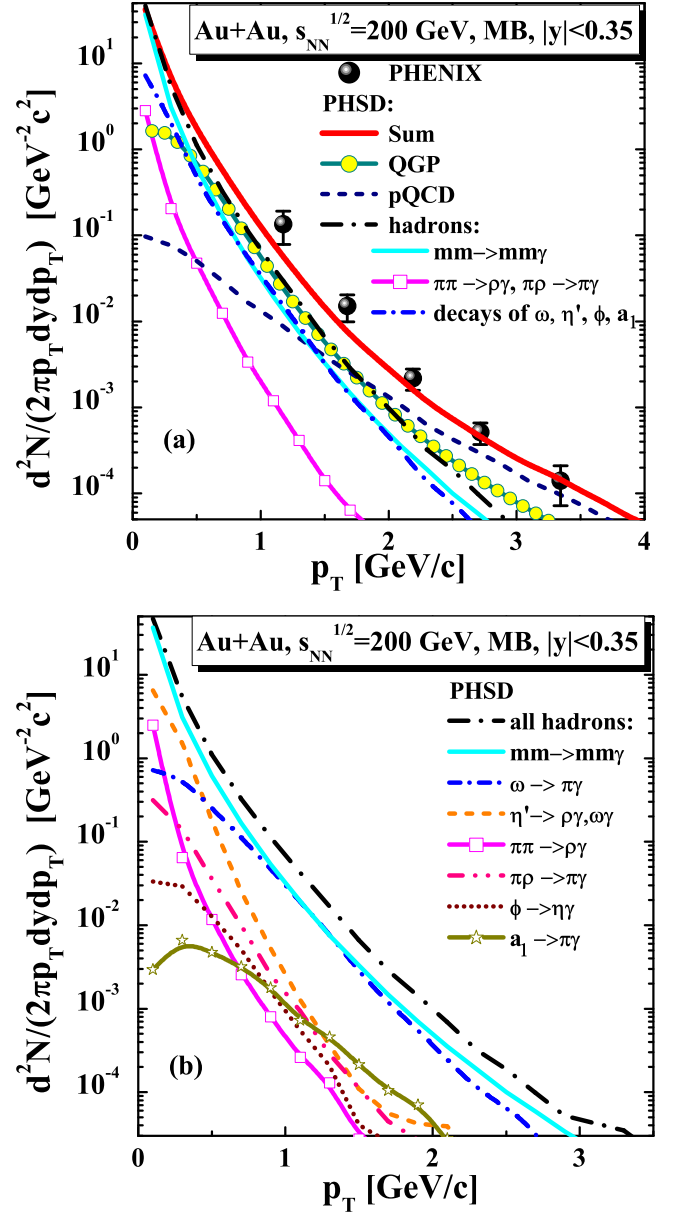


FIG. 3: (Color online) Top panel (a): Direct photons (sum of all photon production channels except the  $\pi$ - and  $\eta$ -meson decays) from the PHSD approach (red solid line) in comparison to the data of the PHENIX Collaboration [37, 38] for minimal bias collisions of Au+Au at  $\sqrt{s_{NN}} = 200$  GeV (black symbols). The various channels are described in the legend. Bottom panel (b): Detailed channel decomposition for the direct photon production by the hadronic scatterings and decays.

contribution among the mesonic collision channels. On the other hand, we explicitly show in Fig. 5 that the purely hadron/string scenario as incorporated within the HSD transport approach (dash-dotted line) clearly underestimates the data.

Though the spectrum presented in Fig. 3 is not thermal, one can attempt to approximate it by an exponen-

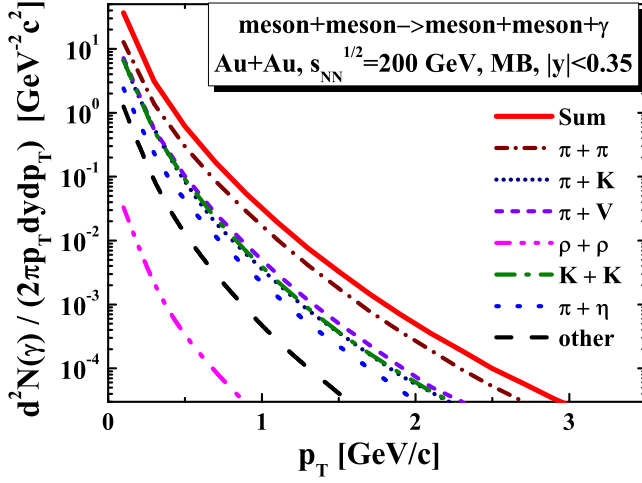


FIG. 4: (Color online) The spectra of photons at mid-rapidity produced in the meson-meson bremsstrahlung process (red solid line) in minimal bias collisions of Au+Au at  $\sqrt{s_{NN}} = 200$  GeV within the PHSD approach. The various colored lines show the contribution of different mesonic collision channels.

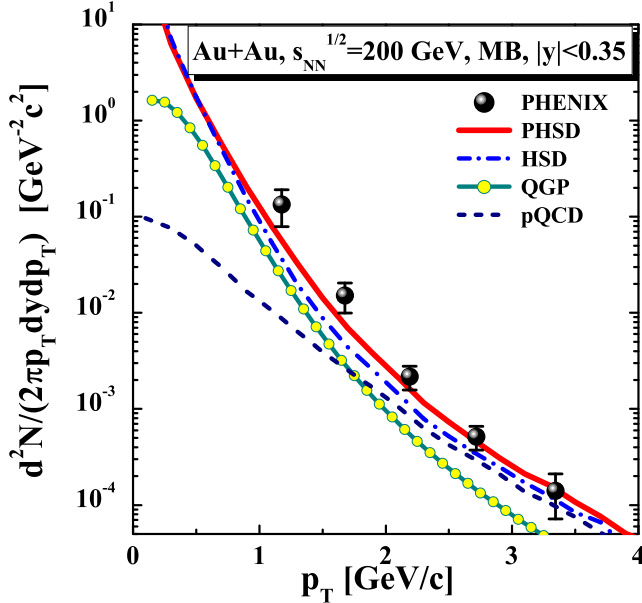


FIG. 5: (Color online) Comparison of the direct photons from the PHSD approach (red solid line) and the hadron/string model HSD (dash-dotted blue line), the latter having no transition to the deconfined phase. The data of the PHENIX Collaboration [37, 38] are shown by the black symbols.

tial spectrum for low transverse momenta to extract an effective slope or ‘effective temperature’ as done by the PHENIX Collaboration in Ref. [37, 38]. In practice, we fit the spectrum in the range  $0.3 < p_T < 3.0$  GeV by the function  $A \exp(-p_T/T_{eff}) + T_{AA}(dN/dp_T)_{pp}$ , where the latter term denotes the scaled photon yield from  $p + p$  collisions, shown in Fig. 3 by the short-dashed blue line

The slope parameter $T_{eff}$ (in MeV)			
PHSD			PHENIX
QGP	hadrons	Total	[38]
$260 \pm 20$	$200 \pm 20$	$220 \pm 20$	$233 \pm 14 \pm 19$

TABLE I: The slope parameter  $T_{eff}$  of the direct photon spectrum ( $0.3 < p_T < 3.0$  GeV/c) in minimal bias Au+Au collisions at  $\sqrt{s_{NN}} = 200$  GeV.

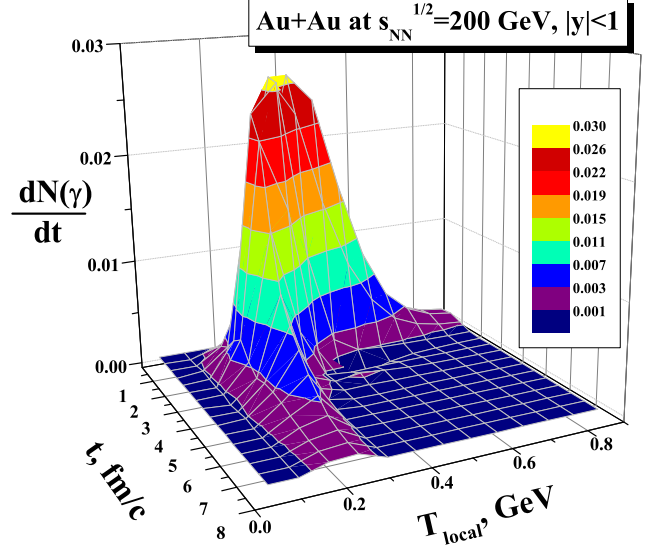


FIG. 6: (Color online) The photon production rate versus time and the local ‘temperature’ at the production point in Au+Au collisions at mid-rapidity.

and labeled as “pQCD”. In the theoretical approach, we have the possibility to separate the yields according to the production sources and therefore to extract the ‘effective temperatures’ of the photons stemming from parton interactions and those of hadronic origin. The extracted ‘effective temperatures’ are shown in Table I. One observes that the characteristic ‘temperature’ scale for the photons produced in the QGP is higher than for the photons emitted by mesonic decays and their interactions. The  $T_{eff}$  of the total spectrum agrees with the experiment value within errors.

However, the ‘effective temperature’ discussed above is just the slope parameter of the transverse momentum spectrum and does not directly represent the ‘temperature’ of the QCD medium in which the photons are produced. We recall that PHSD does not assume global or local thermal equilibrium, since the produced matter, at least initially, is far from equilibrium. Consequently, at each time step, the photons are produced in an ensemble of microscopic cells with different local energy density, which varies considerably from cell to cell. We can study the distribution in the local energy density of photon production in relativistic heavy-ion collisions as a function of time. The results are presented in Fig. 6, where for

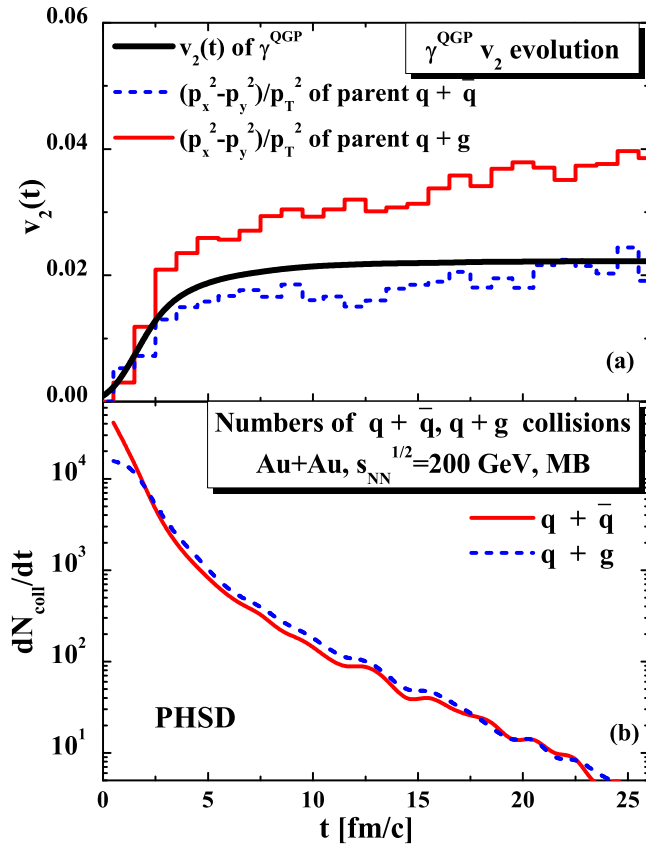


FIG. 7: (Color on-line) The azimuthal asymmetry of the momentum distribution for the parent partons - producing photons - and the time evolution for the elliptic flow  $v_2$  of the photons created in these collisions (top panel). The number of photon-producing collisions as a function of time (bottom panel) for minimal bias Au+Au collisions at  $\sqrt{s_{NN}} = 200$  GeV.

illustration purposes the energy density scale was recalculated into a temperature scale using the lattice QCD equation of state in equilibrium from Ref. [54]. Fig. 6 shows the photon production rate in the QGP at mid-rapidity ( $|y| < 1$ ) as created in heavy-ion collisions at  $\sqrt{s_{NN}} = 200$  GeV versus time and the local 'temperature'. It is clearly seen that no universal 'temperature' can be assigned to the whole volume of the QGP for fixed times (even in the mid-rapidity region). Instead we see a broad distribution of 'temperatures', which becomes narrower with increasing time with the average temperature gradually decreasing (cooling).

### B. Elliptic flow of inclusive photons

Since almost half of the direct photons measured by PHENIX stem from the collisions of quarks and gluons in the deconfined medium created in the initial phase of the collision, we first investigate the amount of elliptic flow that is carried by the colliding ('parent') par-

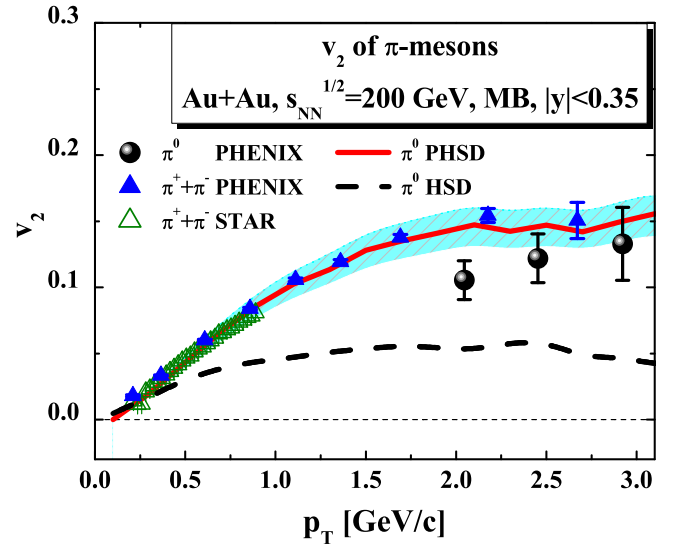


FIG. 8: (Color on-line) Elliptic flow of neutral pions from the PHSD approach (red solid line) and the data for the neutral and charged pion  $v_2$  [2, 55, 56] for minimal bias Au+Au collisions at  $\sqrt{s_{NN}} = 200$  GeV. The result from HSD is displayed by the dashed line, while the hatched area denotes the statistical uncertainty in the PHSD.

tons. Note that the cross sections of the  $q + \bar{q} \rightarrow g + \gamma$  and  $q + g \rightarrow q + \gamma$  processes are isotropic in the azimuthal angle, thus the azimuthal asymmetry of the produced photons is generated from the direction of the summed initial momenta of the colliding partons ( $\vec{p}_1, \vec{p}_2$ ), i.e.  $\vec{q} = \vec{p}_1 + \vec{p}_2$ . In Fig. 7 we show (top panel) the asymmetry  $(q_X^2 - q_Y^2)/(q_X^2 + q_Y^2)$  for the total momentum  $\vec{q}$  of the quark+antiquark (quark+gluon) pairs, which have suffered a collision and produce a photon through the  $q + \bar{q} \rightarrow g + \gamma$  ( $q + g \rightarrow q + \gamma$ ) process. The bottom panel of Fig. 7 presents the number of such collisions versus time. We observe that the parton collisions - producing photons - take place throughout the evolution of the collision but the collision rate falls rapidly with time and thus the production of photons from the QGP is dominated by the early times. As a consequence, the elliptic flow 'picked up' by the photons from the parent parton collisions (given by the black solid line in the top panel of Fig. 7) saturates after about 5 fm/c and reaches a relatively low value of about 0.02, only. In comparison to the elliptic flow of the finally produced hadrons, the  $v_2$  of the QGP photons is lower by about an order of magnitude.

In Fig. 8 we show the  $v_2$  of pions as calculated in the PHSD transport approach in comparison to the data from the PHENIX and STAR Collaborations [2, 55, 56]. One can see that the  $v_2$  of produced  $\pi$ -mesons reaches  $v_2 \approx 0.15$  and is well reproduced by the PHSD calculations as a function of the meson transverse momentum  $p_T$ . Note that in all the calculations presented in Figs. 8,9,11 the reaction plane correction has been applied event-by-event. The strong elliptic flow of hadrons for momenta  $p_T < 3$  GeV has the following origin: The

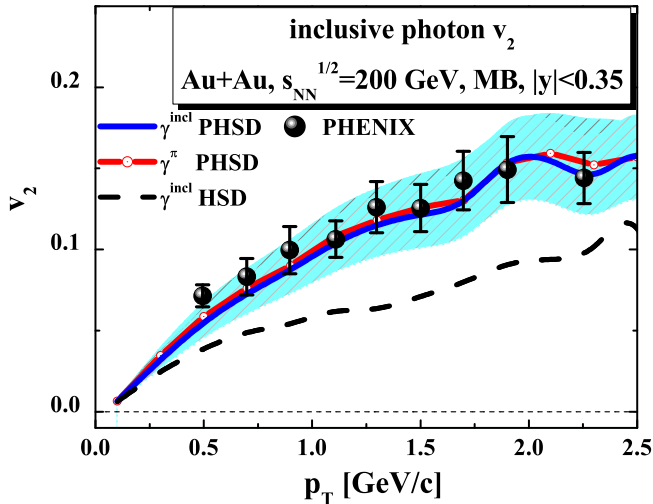


FIG. 9: (Color on-line) Elliptic flow of inclusive photons from the PHSD approach for minimal bias Au+Au collisions at  $\sqrt{s_{NN}} = 200$  GeV. The data are from Ref. [2]. The result from HSD is displayed by the dashed line, while the hatched area denotes the statistical uncertainty in the PHSD.

dynamical hadronization happens at the end of the QGP evolution, i.e. when the elliptic flow of partons has already developed. Thus the hadrons pick up the collective acceleration of the partons. Contrary, photons from partonic interactions are essentially radiated during the first few fm/c of the collision dynamics in the central area of high energy density, while no mesons are produced in this space-time regime. We recall that the PHSD successfully describes of the total  $v_2$  of final hadrons, while the purely hadronic scenario (HSD) leads to a substantial underestimation of elliptic flow [57], mainly due to the lack of partonic interactions and a repulsive parton mean-field potential. We confirm this conclusion by presenting the  $p_T$ -dependence of the pion elliptic flow from the HSD approach in Fig. 8 for comparison (dashed line).

Next, we present in Fig. 9 the elliptic flow of the inclusive photons produced in minimal bias Au+Au collisions at  $\sqrt{s_{NN}} = 200$  GeV from the PHSD (red solid line) and the experiment as measured by the PHENIX Collaboration. The statistical uncertainty of about 10% is shown explicitly in the plot by the hatched area. We find that the data are reproduced within errors. The blue line with symbols shows the calculated  $v_2$  of photons produced in pion decays. As we have seen above, the pion decay photons dominate the inclusive photon spectrum. Since the elliptic flow of pions is under control in PHSD (cf. Fig 8), the total photon  $v_2$  is naturally also well described. Again, the HSD line calculated in the absence of the QGP (dashed line) underestimates the data by about a factor of 2.

In Fig. 10 we show separately the  $v_2$  of photons produced in various channels: QGP (short-dashed blue line), meson reactions  $\pi + \pi \rightarrow \rho + \gamma$  and  $\pi + \rho \rightarrow \pi + \gamma$  (short-dashed orange line),  $\pi_0$  decay (dash-dot-dotted green

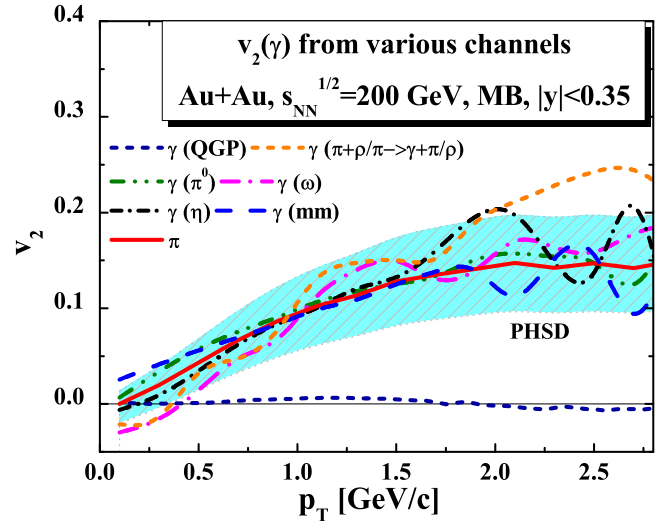


FIG. 10: (Color on-line) Elliptic flow of photons from different production channels in minimal bias (MB) Au+Au collisions at  $\sqrt{s_{NN}} = 200$  GeV from the PHSD approach.

line),  $\omega$  decay (dash-dotted magenta line),  $\eta$  decay (dash-dotted black line), and the meson-meson bremsstrahlung  $m + m \rightarrow m + m + \gamma$  (dashed blue line). Note that the photons from hadronic channels roughly have the same  $v_2(p_T)$  within errors (indicated in the plot as the hatched error band) and approximately equal to the  $v_2$  of  $\pi$ -mesons given for comparison on the same plot (red line), while the  $v_2$  of the photons produced in the QGP is about a factor 10 less.

### C. Elliptic flow of direct photons

We have shown above that the PHSD describes the data on the elliptic flow of inclusive photons produced in Au + Au collisions at  $\sqrt{s} = 200$  GeV. In order to obtain the flow of direct photons, the hadron decay background has to be subtracted from the inclusive photon flow. This can be done by two procedures which we describe below. Firstly, the flow of the direct photon channels can be combined as a weighted sum (procedure 1). In this case, we will take into account only the binary channels (the parton scatterings in the QGP as well as hadron reactions). The hadron decay photons will not enter the sum. The second possibility (procedure 2) is to follow the same background subtraction procedure as in the experiment (i.e. estimating the hadron decay contributions and subtracting their flow from the inclusive photon flow with relative weight). We present the results of both methods and estimate each method's error in the following.

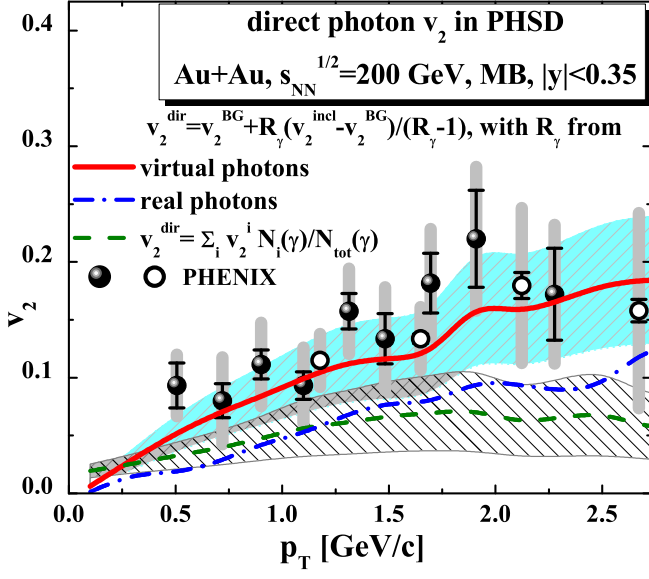


FIG. 11: (Color on-line) Elliptic flow of direct photons (hadron decays excluded) in the PHSD approach for minimal bias Au+Au collisions at  $\sqrt{s_{NN}} = 200$  GeV. The data are from Refs. [2, 59]. The results from the PHSD are displayed by the solid red line, equation (12), and by the dash-dot blue line, by applying Eq. (10).

### 1. Procedure 1

We can calculate the direct photon  $v_2$  (in PHSD) by summing up the elliptic flow of the individual channels contributing to the direct photons, using their contributions to the spectrum as the relative  $p_T$ -dependent weights,  $w_i(p_T)$ , i.e.

$$v_2(\gamma^{dir}) = \sum_i v_2(\gamma^i) w_i(p_T) = \frac{\sum_i v_2(\gamma^i) N_i(p_T)}{\sum_i N_i(p_T)}, \quad (10)$$

$i = (q\bar{q} \rightarrow g\gamma, qg \rightarrow q\gamma, \pi\pi/\rho \rightarrow \rho/\pi\gamma, mm \rightarrow mm\gamma, \text{pQCD})$ .

The index  $i$  denotes only the binary channels, both the partonic quark-gluon interaction channels and the meson reactions which cannot be separated presently experimentally by model-independent methods:  $q\bar{q} \rightarrow g\gamma$ ,  $q/\bar{q}g \rightarrow q/\bar{q}\gamma$ ,  $\pi + \pi \rightarrow \rho + \gamma$ ,  $\pi + \rho \rightarrow \pi + \gamma$ ,  $m + m \rightarrow m + m + \gamma$  and the hard photons as produced in the  $p + p$  collisions scaled with  $N_{coll}$  (“pQCD”). This procedure is possible in our approach, since we model each contributing channel and calculate their spectra and  $v_2$  individually as a function of  $p_T$ . For the pQCD photons from the initial hard nucleon-nucleon collisions we assumed zero  $v_2$ . The direct photon elliptic flow calculated in this way is presented in Fig. 11 by the dashed green line. The analysis of the statistical error for this formula gives

$$\delta v_2(\gamma^{dir}) = \sum_i \delta v_2(\gamma^i) \frac{N_i(p_T)}{N(p_T)} + \sum_i \delta N_i(p_T) \frac{v_2(\gamma^i)}{N(p_T)} \quad (11)$$

and is shown by the lower hashed error band in Fig. 11.

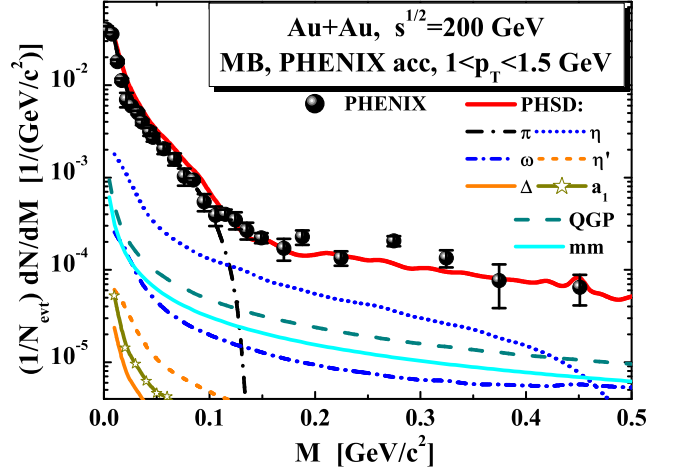


FIG. 12: (Color online) The invariant mass spectrum of dileptons at high transverse momentum ( $1 < p_T < 1.5$  GeV) and low mass from the PHSD approach (red solid line) and the data of the PHENIX Collaboration [38] shown by the black symbols. The channel decomposition of the theoretical dilepton spectrum is shown by the various colored lines (see legend).

### 2. Procedure 2

The experimental collaboration has extracted the elliptic flow of direct photons  $v_2(\gamma^{dir})$  from the measured inclusive photon  $v_2(\gamma^{incl})$  by subtracting the – partly extrapolated – hadron decay sources ( $\pi_0$ ,  $\eta$ ,  $\omega$ ,  $\eta'$ ,  $\phi$ ,  $a_1$ ) as follows [2, 58]:

$$\begin{aligned} v_2(\gamma^{dir}) &= \frac{R_\gamma v_2(\gamma^{incl}) - v_2(\gamma^{BG})}{R_\gamma - 1} \\ &= v_2(\gamma^{BG}) + \frac{R_\gamma}{R_\gamma - 1} (v_2(\gamma^{incl}) - v_2(\gamma^{BG})) \end{aligned} \quad (12)$$

where

$$R_\gamma = N^{incl}/N^{BG}$$

denotes the ratio of the inclusive photon yield to that of the “background” (i.e. the photons stemming from the decays of  $\pi_0$ ,  $\eta$ ,  $\omega$ ,  $\eta'$ ,  $\phi$  and  $a_1$  mesons),  $v_2(\gamma^{BG})$  in the elliptic flow of the background photons. The PHENIX collaboration has used the cocktail of mesons and a scaling assumption for their respective  $v_2$  to extrapolate the background  $v_2(\gamma^{BG})$ . In Fig. 10 we have shown the  $v_2$  for leading individual channel separately from the PHSD; one can see that  $v_2(\gamma^{BG}) \approx v_2(\pi)$ .

In order to calculate the direct photon  $v_2$  we need the calculated inclusive photons  $v_2$  (see the previous subsection), the flow of the hadron decay background (we approximate  $v_2(\gamma^{BG}) = v_2(\gamma^\pi)$ ) and the quantity  $R_\gamma$ . Let us remind that the direct photon spectrum was experimentally obtained in Ref. [38] by analyzing the yield of dileptons with high transverse momentum  $p_T$  and low

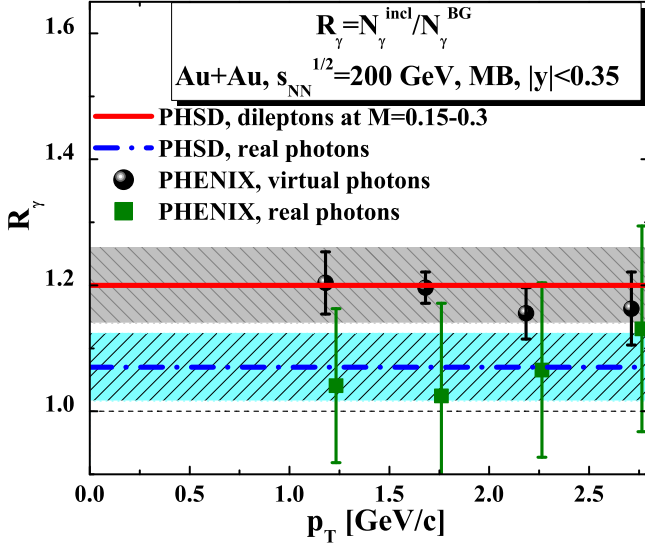


FIG. 13: (Color online) The ratio of inclusive to background photons as a function of  $p_T$  from the PHSD in comparison to the data of the PHENIX Collaboration [2], using the dilepton spectrum (red solid line) and the real photon yield (dash-dotted blue line).

invariant mass  $M$ . We have studied the dilepton production at the top RHIC energy within the PHSD approach in Ref. [15]. The PHSD results reproduced the PHENIX and STAR dilepton data differentially in the invariant mass  $M$  and transverse momentum  $p_T$ , only underestimating the excess observed by PHENIX at low  $M$  and low  $p_T$ . Note, however, that for the relatively high transverse momenta of dileptons  $p_T > 1$  GeV the agreement of the PHSD calculations with the PHENIX data is quite good. We explicitly show in Fig. 12 the  $p_T = [1$  GeV, 1.5 GeV] bin of the dilepton spectrum from the PHSD versus the PHENIX data. This comparison is of importance for the present investigation, since these data have been used for the extraction of the ratio  $R_\gamma$  by analyzing the yield of dileptons in the invariant mass window  $M = 0.15 - 0.3$  GeV. We present the resulting  $R_\gamma$  from PHSD by the red solid line in Fig. 13.

Alternatively, we can use the calculated inclusive *real* photon spectrum to find the ratio  $R_\gamma = N(\gamma)^{incl}/N(\gamma)^{BG}$ . We present the  $R_\gamma$  as extracted from the real photons in PHSD by the blue dash-dotted line in Fig. 13. The difference between the values of  $R_\gamma$  extracted from the dilepton spectra and the real photon spectra is caused by the fact that in the dilepton mass window  $M = 0.15 - 0.3$  GeV the background from the pion decays effectively “dies out”, while the pion decay contribution is prominent for  $M \rightarrow 0$ , i.e. in the real photon spectrum.

We have followed the procedure of equation (12) in the PHSD. We obtain the red solid line in Fig. 11, if we use the  $R_\gamma$  from the virtual photons in the invariant mass window  $M = 0.15 - 0.3$  GeV, and the blue dash-dotted line, if we use the  $R_\gamma$  from the calculated real photon

spectrum. The two lines differ by about a factor of two.

Let us now consider an error analysis of the PHSD results. We keep in mind that the statistical error in the calculated inclusive photon  $v_2$  is approximately  $\delta v_2(incl) = 15\%$ , cf. Fig. 9, and that of the background  $v_2$  (which is a combination of flow for the photons produced in hadronic decays, cf. Fig. 10) is about  $\delta v_2(BG) = 25\%$ . The error of the ratio  $R_\gamma$  is related to the accuracy of the dilepton spectrum as in Fig. 12, which is approximately  $\delta R_\gamma = 25\%$ . From Eq. (12) we get for the error of  $v_2(\gamma^{dir})$  for fixed  $p_T$ ,

$$\begin{aligned} \delta v_2(dir) = & \delta v_2(\gamma^{BG}) + \frac{R_\gamma}{R_\gamma - 1} (\delta v_2(\gamma^{BG}) + \delta v_2(\gamma^{incl})) \\ & + \delta R_\gamma \frac{v_2(\gamma^{incl}) - v_2(\gamma^{BG})}{R_\gamma - 1} \\ & + \delta R_\gamma \frac{R_\gamma}{(R_\gamma - 1)^2} (v_2(\gamma^{incl}) - v_2(\gamma^{BG})), \end{aligned} \quad (13)$$

which we show as the upper (blue) error band in Fig. 11, where the determination of  $R_\gamma$  from the dilepton spectrum was considered.

Both prescriptions for the direct photon  $v_2$  have considerable uncertainties (here we discussed only the statistical ones), and the results agree within the errors with each other and with the data. The PHENIX data on the direct photon  $v_2$  can be described by the PHSD calculations due to detailed modelling of the signal and the background in photon as well as dilepton observables and by following the same background subtraction procedure (driven by the dilepton data in the mass window  $M = 0.15 - 0.3$  GeV) as in experiment.

We find in the direct photon  $v_2$  no statistically significant evidence for ‘new physics’, beyond the radiations from the QGP and hadronic matter produced in the collisions. On the other hand, the measured large  $v_2$  of inclusive and direct photons is a clear – though indirect – signal of the QGP production in the early stages of the collision. The strong interaction in the partonic medium is a necessary prerequisite for the effective transfer of the collision eccentricity into the asymmetry of the hadron momentum distribution in the late stages, which in turn is reflected in the  $v_2$  of the produced photons. Indeed, the inclusive as well as direct photon  $v_2$  is underestimated in the purely hadronic scenario HSD.

#### IV. CONCLUSIONS

In this study we have calculated the momentum spectra and the elliptic flow  $v_2$  of photons produced in minimal bias Au+Au collisions at  $\sqrt{s_{NN}} = 200$  GeV using the microscopic PHSD transport approach. For photon production we have incorporated the interactions of quarks and gluons in the strongly interacting quark-gluon plasma (sQGP) ( $q + \bar{q} \rightarrow g + \gamma$  and  $q(\bar{q}) + g \rightarrow q(\bar{q}) + \gamma$ ),

the photon production in the hadronic decays ( $\pi \rightarrow \gamma + \gamma$ ,  $\eta \rightarrow \gamma + \gamma$ ,  $\omega \rightarrow \pi + \gamma$ ,  $\eta' \rightarrow \rho + \gamma$ ,  $\phi \rightarrow \eta + \gamma$ ,  $a_1 \rightarrow \pi + \gamma$ ) as well as the hadronic interactions ( $\pi + \pi \rightarrow \rho + \gamma$ ,  $\rho + \pi \rightarrow \pi + \gamma$ , and the bremsstrahlung radiation  $m + m \rightarrow m + m + \gamma$ ) of mesons produced throughout the evolution of the collision. We have calculated the photon production in the elementary off-shell quark and gluon interactions by evaluating the tree-level diagrams for the photon production in the scattering of massive, broad quarks and gluons. The mesonic channels are treated using the same cross sections as in the earlier HSD analysis of photon production at lower collision energies [20].

We find that the PHSD calculations reproduce the transverse momentum spectrum of direct photons as measured by the PHENIX Collaboration in Refs. [37, 38]. Our microscopic calculations access the channel decomposition of the observed direct photon spectrum and show that the photons produced in the QGP constitute slightly less than 50% with the rest being distributed among the other channels: mesonic interactions, decays of massive hadronic resonances and the initial hard scatterings. Let us stress that the dynamical calculations within the PHSD have reproduced the measured differential spectra of dileptons produced in heavy-ion collisions at SPS and RHIC energies (see Refs. [14, 15]). Also, it has been checked in Ref. [16] that the dilepton production from the QGP constituents – as incorporated in the PHSD [14, 53] – agrees with the dilepton rate emitted by the thermalized QCD medium as calculated in the lQCD approach. We note, additionally, that the electric conductivity of the QGP from the PHSD, which controls the photon emission rate in equilibrium, is rather well in line with available lQCD results [60].

We, furthermore, have demonstrated that the elliptic flow of pions and the inclusive photon  $v_2$  from PHSD are in a reasonable agreement with the PHENIX data for the same observables. When applying the same background subtraction procedure for the ‘direct photon elliptic flow’ as the PHENIX Collaboration (10) we find a rather good description of the direct photon  $v_2$  (within errors). However, an evaluation of the direct photon  $v_2$  according to Eq.(12) gives a lower signal, roughly in accord with the computations in Refs.[3-7] although with sizeable error bars. The difference between the two extraction procedures for the direct photon flow  $v_2$  can be

attributed to different definitions for the yield ratio of the inclusive and background photons ( $R_\gamma$ ).

Our calculations show that the photon production in the QGP is dominated by the early phase (similar to hydrodynamic models) and is localized in the center of the fireball, where the collective flow is still rather low, i.e. on the 2-3 % level, only. Thus, the strong  $v_2$  of direct photons – which is comparable to the hadronic  $v_2$  – in PHSD is attributed to hadronic channels, i.e. to meson binary reactions which are not subtracted in the data. On the other hand, the strong  $v_2$  of the ‘parent’ hadrons, in turn, stems from the interactions in the QGP via collisions and the partonic mean-field potentials. Accordingly, the presence of the QGP shows up ‘indirectly’ in the direct photon elliptic flow.

Finally, the high ‘effective temperature’ of the direct photons provides strong evidence for a sizeable contribution of the photon emission from the QGP. The experimental value of  $T_{eff}(exp) = 233 \pm 19$  MeV can not be explained by the photons of hadronic origin, even though the “blue shift” due to radial collective motion leads to a slope parameter  $T_{eff}(hadrons) = 200 \pm 20$  MeV, which is above the critical temperature in our model  $T_C = 158$  MeV. On the other hand, the partonic contribution to the photon spectrum has a considerably higher  $T_{eff}(QGP) = 260 \pm 20$  MeV. Taking into account both the partonic and hadronic sources of photons, we obtain within PHSD  $T_{eff}(PHSD) = 220 \pm 20$  MeV and, therefore, reproduce the measured ‘effective temperature’. Our findings imply that there is presently no clear signal for ‘unconventional physics’ (beyond the strong interaction on the partonic and hadronic level) in the photon data from the PHENIX Collaboration within error bars.

## Acknowledgements

The authors are grateful for fruitful discussions with G. David, A. Drees, C. Gale, H. van Hees, C.M. Ko, V. Koch, L. McLerran, R. Petti, R. Rapp, V. Skokov, E. Shuryak, R. Venugopalan and N. Xu. This study was supported by the LOEWE center HIC for FAIR and the Margarete-Bieber Program at the University of Giessen.

- 
- [1] T. Peitzmann and M. H. Thoma, Phys.Rept. **364**, 175 (2002).
  - [2] A. Adare et al. (PHENIX Collaboration), Phys.Rev.Lett. **109**, 122302 (2012).
  - [3] R. Chatterjee, E. S. Frodermann, U. W. Heinz, and D. K. Srivastava, Phys.Rev.Lett. **96**, 202302 (2006).
  - [4] F.-M. Liu, T. Hirano, K. Werner, and Y. Zhu, Nucl.Phys. **A830**, 587C (2009).
  - [5] M. Dion, C. Gale, S. Jeon, J.-F. Paquet, B. Schenke, et al., J.Phys. **G38**, 124138 (2011).
  - [6] M. Dion, J.-F. Paquet, B. Schenke, C. Young, S. Jeon, et al., Phys.Rev. **C84**, 064901 (2011).
  - [7] R. Chatterjee, H. Holopainen, I. Helenius, T. Renk, and K. J. Eskola (2013), arXiv: 1305.6443.
  - [8] A. Bzdak and V. Skokov, Phys.Rev.Lett. **110**, 192301 (2013).
  - [9] G. Basar, D. Kharzeev, D. Kharzeev, and V. Skokov, Phys.Rev.Lett. **109**, 202303 (2012).
  - [10] V. Goloviznin, A. Snigirev, and G. Zinovjev (2012), arXiv:1209.2380.

- [11] V. Pantuev (2011), arXiv: 1105.4033.
- [12] H. van Hees, C. Gale, and R. Rapp, Phys.Rev. **C84**, 054906 (2011).
- [13] E. Bratkovskaya, W. Cassing, V. Konchakovski, and O. Linnyk, Nucl.Phys. **A856**, 162 (2011).
- [14] O. Linnyk, E. L. Bratkovskaya, V. Ozvenchuk, W. Cassing, and C. M. Ko, Phys.Rev. **C84**, 054917 (2011).
- [15] O. Linnyk, W. Cassing, J. Manninen, E. Bratkovskaya, and C. Ko, Phys.Rev. **C85**, 024910 (2012).
- [16] O. Linnyk, W. Cassing, J. Manninen, E. Bratkovskaya, P. Gossiaux, et al., Phys.Rev. **C87**, 014905 (2013).
- [17] W. Cassing and E. L. Bratkovskaya, Phys. Rept. **308**, 65 (1999).
- [18] E. L. Bratkovskaya and W. Cassing, Nucl. Phys. **A 619**, 413 (1997).
- [19] W. Ehehalt and W. Cassing, Nucl. Phys. **A 602**, 449 (1996).
- [20] E. Bratkovskaya, S. Kiselev, and G. Sharkov, Phys.Rev. **C78**, 034905 (2008).
- [21] J. Adams et al. (STAR Collaboration), Nucl.Phys. **A757**, 102 (2005).
- [22] K. Adcox et al. (PHENIX Collaboration), Nucl.Phys. **A757**, 184 (2005).
- [23] I. Arsene et al. (BRAHMS Collaboration), Nucl.Phys. **A757**, 1 (2005).
- [24] B. Back, M. Baker, M. Ballintijn, D. Barton, B. Becker, et al., Nucl.Phys. **A757**, 28 (2005).
- [25] E. L. Bratkovskaya, W. Cassing, V. P. Konchakovski, and O. Linnyk, Nucl. Phys. **A856**, 162 (2011).
- [26] E. L. Feinberg, Nuovo Cim. **A34**, 391 (1976).
- [27] E. V. Shuryak, Phys. Lett. **B78**, 150 (1978), Sov. J. Nucl. Phys. **28** (1978) 408, Yad. Fiz. **28** (1978) 796.
- [28] J. I. Kapusta, P. Lichard, and D. Seibert, Phys.Rev. **D44**, 2774 (1991).
- [29] J.-e. Alam, S. Sarkar, T. Hatsuda, T. K. Nayak, and B. Sinha, Phys.Rev. **C63**, 021901 (2001).
- [30] F. D. Steffen and M. H. Thoma, Phys.Lett. **B510**, 98 (2001).
- [31] D. K. Srivastava and B. Sinha, Phys.Rev. **C64**, 034902 (2001).
- [32] P. Huovinen, P. Ruuskanen, and S. Rasanen, Phys.Lett. **B535**, 109 (2002).
- [33] S. Turbide, R. Rapp, and C. Gale, Phys.Rev. **C69**, 014903 (2004).
- [34] D. G. d'Enterria and D. Peressounko, Eur.Phys.J. **C46**, 451 (2006).
- [35] F.-M. Liu, T. Hirano, K. Werner, and Y. Zhu, Phys.Rev. **C79**, 014905 (2009).
- [36] S. Turbide, C. Gale, E. Frodermann, and U. Heinz, Phys.Rev. **C77**, 024909 (2008).
- [37] A. Adare et al. (PHENIX), Phys. Rev. **C 81**, 034911 (2010).
- [38] A. Adare et al. (PHENIX Collaboration), Phys.Rev.Lett. **104**, 132301 (2010).
- [39] E. L. Bratkovskaya, W. Cassing, and O. Linnyk, Phys. Lett. **B670**, 428 (2009).
- [40] W. Cassing and E. L. Bratkovskaya, Nucl. Phys. **A 831**, 215 (2009).
- [41] W. Cassing and E. L. Bratkovskaya, Phys. Rev. **C 78**, 034919 (2008).
- [42] W. Cassing and S. Juchem, Nucl. Phys. **A 665**, 377 (2000), *ibid.* **A 672**, 417 (2000).
- [43] W. Cassing, Eur. Phys. J. ST **168**, 3 (2009).
- [44] O. Linnyk, E. Bratkovskaya, J. Manninen, and W. Cassing, J.Phys.Conf.Ser. **312**, 012010 (2011).
- [45] J. Beringer et al. (Particle Data Group), Phys.Rev. **D86**, 010001 (2012).
- [46] C. Gale and J. Kapusta, Phys. Rev. **C 35**, 2107 (1987), *idem*, Phys. Rev. **C 38**, 2659 (1988), Nucl. Phys. **A 495**, 423c (1989).
- [47] H. C. Eggers, R. Tabti, C. Gale, and K. Haglin, Phys. Rev. **D 53**, 4822 (1996).
- [48] C. Song, C. M. Ko, and C. Gale, Phys. Rev. **D50**, 1827 (1994).
- [49] C. Song, Phys.Rev. **C47**, 2861 (1993).
- [50] S. Marzani and R. D. Ball, Nucl.Phys. **B814**, 246 (2009).
- [51] C.-Y. Wong and H. Wang, Phys.Rev. **C58**, 376 (1998).
- [52] O. Linnyk, S. Leupold, and U. Mosel, Phys. Rev. **D71**, 034009 (2005).
- [53] O. Linnyk, J. Phys. **G38**, 025105 (2011).
- [54] S. Borsanyi et al. (Wuppertal-Budapest Collaboration), JHEP **1009**, 073 (2010).
- [55] J. Adams et al. (STAR Collaboration), Phys.Rev. **C72**, 014904 (2005).
- [56] S. Adler et al. (PHENIX Collaboration), Phys.Rev.Lett. **91**, 182301 (2003).
- [57] V. Konchakovski, E. Bratkovskaya, W. Cassing, V. Toneev, S. Voloshin, et al., Phys.Rev. **C85**, 044922 (2012).
- [58] G. David (2013), private communication.
- [59] I. Tserruya (PHENIX Collaboration), Nucl.Phys. **A904-905**, 225c (2013).
- [60] W. Cassing, O. Linnyk, T. Steinert, and V. Ozvenchuk, Phys.Rev.Lett. **110**, 182301 (2013).