

Derivation of Reference Distribution Functions for Tokamak-plasmas by Statistical Thermodynamics

Giorgio SONNINO^{1*}, Alessandro CARDINALI², Philippe PEETERS¹, György STEINBRECHER³, Alberto SONNINO⁴

¹Université Libre de Bruxelles (U.L.B.), Department of Theoretical Physics and Mathematics, Campus de la Plaine C.P. 231 - Bvd du Triomphe, 1050 Brussels - Belgium

²EURATOM-ENEA Fusion Association, Via E.Fermi
45, C.P. 65 - 00044 Frascati (Rome) - Italy

³EURATOM-MEdC Fusion Association, University of Craiova, Faculty
of Exact Sciences, Str.A.I.Cuza Street 13, Craiova-200585, Romania

⁴ Université Catholique de Louvain (UCL), Ecole Polytechnique de Louvain
(EPL), Rue Archimède, 1 bte L6.11.01, 1348 Louvain-la-Neuve, Belgium

Abstract

A general approach for deriving the expression of reference distribution functions by statistical thermodynamics is illustrated, and applied to the case of a magnetically confined plasma. The local equilibrium is defined by imposing the minimum entropy production, which applies only to the linear regime near a stationary thermodynamically non-equilibrium state and the maximum entropy principle under the scale invariance restrictions. This procedure may be adopted for a system subject to an arbitrary number of thermodynamic forces, however, for concreteness, we analyze, afterwards, a magnetically confined plasma subject to three thermodynamic forces, and three energy sources: i) the total Ohmic heat, supplied by the transformer coil, ii) the energy supplied by Neutral Beam Injection (NBI), and iii) the RF energy supplied by Ion Cyclotron Resonant Heating (ICRH) system which heats the minority population. In this limit case, we show that the derived expression of the distribution function is more general than that one, which is currently used for fitting the numerical steady-state solutions obtained by simulating the plasma by gyro-kinetic codes. An application to a simple model of fully ionized plasmas submitted to an external source is discussed. Through kinetic theory, we fixed the values of the free parameters linking them with the external power supplies. The singularity at low energy in the proposed distribution function is related to the intermittency in the turbulent plasma.

*Email: gsonnino@ulb.ac.be

PACS Numbers: 52.25.Dg, 05.70.Ln, 05.20.Dd.

Keywords: Statistical Thermodynamics, Thermodynamics of Irreversible Processes, Kinetic Theory.

I. INTRODUCTION

Statistical thermodynamics constitutes a powerful tool for deriving the reference density distribution functions (DDF), \mathcal{F}^R (see, for instance, [1]). By definition, the reference DDF is an initial DDF, referred to as \mathcal{F}^R , which should depend only on the invariants of motion, with the property to evolve slowly from the local equilibrium state (LES) i.e., the reference DDF remains confined for a sufficiently long time. Hence, \mathcal{F}^R results in a perturbation of the local equilibrium state. We shall use Prigogine's statistical thermodynamics to derive \mathcal{F}^R for open plasmas systems close to a local equilibrium state. The LES is defined by assuming the validity of a minimal number of hypotheses: the minimum entropy production principle (MEP) and the maximum entropy principle (MaxEnt principle) under two scale invariance restrictions. We recall that the MEP establishes that, in the Onsager region, if the matrix of the transport coefficients is symmetric, a thermodynamic system relaxes towards a stable steady-state in such a way that the rate of the *entropy production strength*, σ , is negative. The inequality is saturated at the steady-state. As mentioned above, the MaxEnt principle is submitted to constraints. In this regard, it is important to stress that the set of restrictions, imposed by very general physical principles, including scale invariance, gives automatically, for some range of parameters, a distribution function whose singularity can be interpreted in the terms of intermittency on turbulent plasma [2].

The density probability distribution of finding a state in which the values of the fluctuating thermodynamic variable, β_κ , lies between β_κ and $\beta_\kappa + d\beta_\kappa$ is

$$\mathcal{F} = \mathcal{N}_0 \exp[-\Delta_I S] \quad (1)$$

where \mathcal{N}_0 ensures normalization to unity, and we have introduced the dimensionless entropy production $\Delta_I S$ [3]. Suffix I stands for *irreversibility*. By introducing the entropy production variation due to fluctuations, Prigogine proposes Eq. (1), which is valid for open thermodynamic systems. This equation generalizes the Einstein theory of fluctuations which, on the contrary, applies only to adiabatic or isothermal transformations. Note that \mathcal{F}^R that we want to determine, is a particular case of non-equilibrium density probability distributions, hence it can also be brought into the form (1). The negative sign in Eq. (1) is due to the fact that, during the processes, $-\Delta_I S \leq 0$ [3]. Indeed, if $-\Delta_I S$ were positive, the transformation $\beta_\kappa \rightarrow \beta'_\kappa$ would be a spontaneous irreversible change and thus be incompatible with

the assumption that the initial state is a *stable* (local) equilibrium state [3], [4]. We suppose that the system is subject to \tilde{N} thermodynamic forces. The thermodynamic forces defined as $X^\kappa = \partial \Delta_I S / \partial \beta_\kappa$, and the thermodynamic flows defined as $J_\kappa = d\beta_\kappa / dt$, are linked each others by the following equations [5]

$$\frac{d_I S}{dt} = \sum_{\kappa=1}^{\tilde{N}} X^\kappa J_\kappa \geq 0 \quad (2)$$

Notice that $d_I S$ is *not* an exact differential. We also recall that

$$\Delta_I S = \int_{\beta^{eq.}}^{\beta} d_I S \quad \text{with} \quad \frac{d_I S}{dt} = \int \sigma d\mathbf{x} \quad (3)$$

with $d\mathbf{x}$ denoting the *spatial volume element* and the integration is over the whole volume occupied by the system. Note that the probability density function (1) remains unaltered for flux-force transformations, $X_\kappa \rightarrow X'_\kappa$ and $J_\kappa \rightarrow J'_\kappa$, leaving invariant the entropy production [6]

$$\frac{d_I S}{dt} = \sum_{\kappa=1}^{\tilde{N}} J_\kappa X^\kappa = \sum_{\kappa=1}^{\tilde{N}} J'_\kappa X'^\kappa \quad (4)$$

As stated above, the explicit determination of \mathcal{F}^R requires the preliminary knowledge of the local equilibrium state (being \mathcal{F}^R a perturbation of LES). LES should be defined uniquely by imposing a set of minimum conditions. These conditions should be established according to the particular physical situation that we are analyzing. It is important to stress that the set of restrictions, imposed by very general physical principles, including scale invariance, gives automatically, for some range of parameters, a distribution function whose singularity can be interpreted in the terms of intermittency on turbulent plasma (see Appendix). This procedure is quite general and it can be applied to a system subject to an arbitrary number of thermodynamic forces. However for concreteness, we limit ourselves to study the particular case of a system submitted to only three thermodynamic forces and to three energy sources : i) Ohmic heat, ii) Neutral Beam Injection (NBI), and iii) RF ICRH power supplied.

In this paper, we shall analyze plasmas subject to three thermodynamic forces by stressing that this work is not restricted to, but applied to, tokamak plasmas. Tokamak-plasmas are therefore studied as a concrete example of calculation.

We mention that the present state of the art in tokamak modeling allows obtaining distribution functions from sophisticated numerical codes (e.g., TORIC+SSFPQL for ICRH

external injection [7]). These numerical codes can actually be used for calculating numerically the particle distribution function for different power injection schemes and different levels of approximations in treating sources, collision operators and particle motion in the equilibrium fields. The results of the present work also provide a reasonably complete class of model distribution functions to be used in gyrokinetic or hybrid gyrokinetic-fluid simulations of interest for magnetically confined plasmas. The coupling of such gyrokinetic or hybrid gyrokinetic-fluid simulation with power deposition codes, like those mentioned above, is a challenging task, which is underway. In the meantime, sufficiently accurate description of model particle distribution functions are needed, which nowadays are typically chosen as "reasonable" model functions of the particle constants of motion (often just a Maxwellian, as in GTC and GYRO, or more generally an anisotropic Maxwellian or slowing down for the case of Hybrid Magnetohydrodynamic Gyro-kinetic Code (HMGC), M3D and NOVA) [8]-[10]. In this work, the constraints that non-equilibrium statistical mechanics impose on the adopted model distribution functions are derived and a class of model distribution function is proposed, whose usefulness is therefore, the readiness to be adopted in gyrokinetic or hybrid gyrokinetic-fluid simulations of fusion interest. However, at the present time, none of the above-mentioned codes can be used in the same way, for the intrinsic difficulty of an actual integrated simulation. The advantage of the model distribution functions obtained in this work is therefore evident. The fundamental issue here is that the detailed application to tokamaks comes in only when the specific form of constants of motion in the equilibrium fields is adopted. Before that point, there is a construction of the particle distribution function out of the equilibrium, as we expect that to be in the case of a tokamak. Indeed, starting from an arbitrary initial state, collisions would tend, if they were alone, to bring the system very quickly to a stationary state. But the slow processes i.e., the free flow and the electromagnetic processes, prevent the plasma from reaching this state. The result is that, after a short time, the plasma reaches a state *close* to the *local equilibrium*. This state is referred to as the *reference state*. From here on, the distribution function evolves on the slow time scale. Notice that the local equilibrium state is *not* a state of thermodynamic equilibrium, because the latter must be homogeneous and stationary.

The paper is organized as follows. In Section (II) we derive the general expression of the reference density of distribution probability, \mathcal{F}^R , by a pure thermodynamic approach. The parameters, entering in the expression of \mathcal{F}^R , are determined by kinetic theory in Section III

by adopting a model for the tokamak-plasma and the external sources. Section IV addresses the following questions :

- *For collisional tokamak-plasmas, how much is the deviation of the reference DDF, \mathcal{F}^R , from the Maxwellian ?*
- *Does this deviation coincide with the one estimated by the neoclassical theory (see, for example, Ref. [11]) ?*

In other words, we should ensure that the expression that we found for the reference DDF, \mathcal{F}^R , coincides exactly with the one predicted by the neoclassical theory for collisional tokamak-plasmas. We shall see that the answers are affirmative and, at the same time, such an identification will allow determining the free parameters appearing in the reference DDF. Some concluding remarks can be found in the Section V.

II. THERMODYNAMIC DERIVATION OF THE DISTRIBUTION FUNCTION. GENERAL CONSIDERATIONS.

In this section, we derive the form of \mathcal{F}^R by following a purely thermodynamic approach. As usual, the gyro-kinetic (GK) theory makes often use of an initial distribution function of guiding centers. In the GK simulations, as well as in the GK theory, this initial distribution function is usually taken as a reference DDF if it depends only on the invariants of motion and it evolves slowly from the local equilibrium state i.e., in such a way that the guiding centers remain confined for sufficiently long time. After a short transition time, the state of the plasma remains close to the reference state, \mathcal{F}^R , which results in a small deviation of the local equilibrium state (LES). The expression of the coefficients of the \mathcal{F}^R will be determined in the next section by kinetic theory. The reference DDF is obtained by perturbing the local equilibrium state. The procedure reported in Ref. [2] refers to an open system subject to \tilde{N} thermodynamic forces with the local equilibrium state determined by the following two conditions.

- i) *The local equilibrium state corresponds to the values of the N Prigogine's type (fluctuating) variables β_i (with $N < \tilde{N}$) for which the entropy production tends to reach an extreme.*

This special class of variables β_i will be denoted as α_i . Hence, α_i with $i = 1, \dots, N < \tilde{N}$, are the fluctuating variables β_i of Prigogine's type. By definition, a fluctuation is of Prigogine's type if the entropy production is expressed in quadratic form with respect to these fluctuations (for an exact definition of Prigogine's fluctuations refer to Refs [3], [5]). Under this assumption, close to the local equilibrium and around the extreme value $\partial \Delta_I S / \partial \alpha_\kappa |_{\alpha_1 \dots \alpha_N = 0} = 0$ (with $\kappa = 1, \dots, N$), the entropy production can be brought into the form

$$-\Delta_I S = g_0(\bar{\beta}) - \frac{1}{2} \sum_{i,j=1}^N g_{ij}(\bar{\beta}) \alpha_i \alpha_j + h.o.t. \quad (5)$$

Here, $\bar{\beta}$ stands for the vector $(\beta_{N+1}, \dots, \beta_{\tilde{N}})$ and *h.o.t.* for *higher order terms*. Hence, $\bar{\beta}$ denotes the set of fluctuations, which are *not* of Prigogine's type. Notice that the general DDF, \mathcal{F} , becomes a reference DDF \mathcal{F}^R when the expression of entropy production is given by Eq. (5). The DDF related to the variables $\bar{\beta}$, at $\alpha_i = 0$ (with $i = 1 \dots N$), reads

$$\mathcal{P}(\bar{\beta}) \equiv \mathcal{F}^R |_{\alpha_1 \dots \alpha_N = 0} = \mathcal{N}_0 \exp[-\Delta_I S |_{\alpha_1 \dots \alpha_N = 0}] = \mathcal{N}_0 \exp[g_0(\bar{\beta})] \quad (6)$$

$\mathcal{P}(\bar{\beta})$ is determined by the following condition.

- ii) *At the extremizing values $\alpha_i = 0$ with $i = 1, \dots, N$, under the scale invariance restrictions, the system tends to evolve towards the maximal entropy configurations.*

Coefficients g_{ij} are directly linked to the transport coefficients of the system [2]. With these coefficients we may form a positive definite matrix, which can be diagonalized by obtaining

$$-\Delta_I S = g_0(\bar{\beta}) - \sum_{i,j=1}^N \delta_{ij} c_i(\bar{\beta}) (\zeta_i - \zeta_i^0)^2 + h.o.t. \quad (7)$$

where $\delta_{ij} c_i(\bar{\beta})$ is a positive definite matrix and δ_{ij} denotes Kronecker's delta. Eq. (7) allows describing the entire process in terms of N *independent* processes linked to the N independent fluctuations ζ_1, \dots, ζ_N . The expression of the reference density of distribution function is now expressed through a set of convenient variables $\{\zeta_i\}$ (with $i = 1, \dots, N$) of the type, *degrees of advancement* (for a rigorous definition of these variables see, for example, Ref. [4]. See also the footnote [23])

In this paper, we shall restrict ourselves by analyzing plasmas subject to three thermodynamic forces. Magnetically confined plasmas are therefore studied as a concrete example of

calculation. In the case of an axisymmetric magnetically confined plasma, after having performed the guiding center transformation, the necessary variables for describing the system reduce to four independent variables [12]. These variables are defined as follows. One of these ones is the *poloidal magnetic flux*, ψ , which for simplicity we consider not to be a fluctuating variable. Ultimately, plasma is subject to three thermodynamic forces (i.e., $\tilde{N} = 3$), linked to the three (fluctuating) variables. One of these latter variables is the *particle kinetic energy per unit mass*, w , defined as $w = (v_{\parallel}^2 + v_{\perp}^2)/2$ with v_{\parallel} denoting the parallel component of particle's velocity (which may actually be parallel or antiparallel to the magnetic field), and v_{\perp} the absolute value of the perpendicular velocity [12]. The remaining two fluctuating variables are the *toroidal angular momentum*, P_{ϕ} , the variable, λ . These quantities are defined as (for a rigorous definition, see any standard textbook such as, for example, [12])

$$P_{\phi} = \psi + \frac{B_0}{\Omega_{0c}} \frac{F v_{\parallel}}{|B|} \equiv \zeta_1 \quad (8)$$

$$\lambda \equiv \frac{\mu}{w} = \frac{\sin^2 \theta_P}{2 |B|} \equiv \zeta_2 \quad \text{with} \quad \mu = \frac{v_{\perp}^2}{2 |B|} \quad (9)$$

Here Ω_{0c} is the *cyclotron frequency* associated with the magnetic field along the magnetic axis, B_0 . $|B|$, F and θ_P denote the magnetic field intensity, the *characteristic of axisymmetric toroidal field* depending on the surface function ψ and the *pitch angle*, respectively. P_{ϕ} and λ are considered as two Prigogine's variables. Notice that, even though these variables depend on w , actually their variations are independent with each other. So P_{ϕ} , λ and w are three *independent* variables [12]. We define our LES according to the conditions **i**) and **ii**), reported in Section I, submitted to the two-scale invariant restrictions $E[w] = \text{const.} > 0$ and $E[\ln(w)] = \text{const.}$ (where $E[\]$ is the expectation operation). Under these conditions, the DDF for the w variable is given by a *gamma distribution function* [13]-[16]

$$\mathcal{P}(w/\Theta) = \mathcal{N}_0 \left(\frac{w}{\Theta} \right)^{\gamma-1} \exp[-w/\Theta] \quad (10)$$

where we have introduced the *scale parameter* Θ and the *shape parameter* γ . The motivation for the choice of the two-scale invariant restrictions as well as the special mathematical properties of the resulting DDF can be found in Appendix (B) and in Ref. [2]. In the volume element $d\hat{\Gamma} = d\psi dw dP_{\phi} d\lambda d\phi d\Phi$, where ϕ and Φ are the *toroidal angle* and the *gyro-phase angle*, respectively, the reference state takes the form $d\hat{\mathcal{F}}^R = \mathcal{F}^R d\hat{\Gamma}$ with

$$d\hat{\mathcal{F}}^R = \mathcal{N}_0 \left(\frac{w}{\Theta} \right)^{\gamma-1} \exp[-w/\Theta] \exp[-c_1(w/\Theta)(P_{\phi} - P_{\phi 0})^2] \exp[-c_2(w/\Theta)(\lambda - \lambda_0)^2] | \mathcal{J} | d\hat{\Gamma} \quad (11)$$

where the scripts 0 refer to (local) equilibrium values. The phase space volume element $d\Gamma = d\mathbf{x}d\mathbf{v}$ is linked to $d\hat{\Gamma}$ by

$$d\Gamma = |\mathcal{J}| d\hat{\Gamma} \quad (12)$$

with $|\mathcal{J}|$ denoting the Jacobian between $d\Gamma$ and $d\hat{\Gamma}$. If we interpret our reference DDF as a time and ensemble average of the physical DDF describing turbulent plasma, then the singularity at $w = 0$ for $0 < \gamma < 1$ can be related to the intermittency [2]. Notice that at the point with coordinates $(P_\phi, \lambda, w) = [P_{\phi 0}, \lambda_0, (\gamma - 1)\Theta]$, the system satisfies the principle of maximum entropy and the entropy production reaches its extreme value. Let us now suppose that $c_{1,2}(w/\Theta)$ are narrow coefficients with small deviations from the expectation value. In this situation we may expand coefficients c_1 and c_2 up to the leading order in w/Θ . By taking into account that $P_\phi^2 \sim v_\parallel^2$ and $\lambda \sim v_\perp^2/w$, we get

$$\begin{aligned} c_1(w/\Theta) &\simeq c_1^{(0)} \equiv \left(\frac{1}{\Delta P_\phi}\right)^2 = \text{const.} \\ c_2(w/\Theta) &\simeq c_2^{(0)} + c_2^{(1)} \frac{w}{\Theta} \equiv \frac{1}{\Delta \lambda_0} \left(\frac{\Delta \lambda_0}{\Delta \lambda_1} + \frac{w}{\Theta}\right) \geq 0 \end{aligned} \quad (13)$$

where ΔP_ϕ , $\Delta \lambda_0$ and $\Delta \lambda_1$ are constants. Finally, the expression for the density distribution function \mathcal{F}^R reads

$$\mathcal{F}^R = \mathcal{N}_0 \left(\frac{w}{\Theta}\right)^{\gamma-1} \exp[-w/\Theta] \exp\left[-\left(\frac{P_\phi - P_{\phi 0}}{\Delta P_\phi}\right)^2\right] \exp\left[-\left(\frac{\Delta \lambda_0}{\Delta \lambda_1} + \frac{w}{\Theta}\right) \frac{(\lambda - \lambda_0)^2}{\Delta \lambda_0}\right] |\mathcal{J}| \quad (14)$$

where \mathcal{N}_0 ensures normalization to unity

$$\int_{\hat{\Omega}} d\hat{\mathcal{F}}^R = \int_{\hat{\Omega}} \mathcal{F}^R d\hat{\Gamma} = 1 \quad (15)$$

with $\hat{\Omega}$ denoting the phase space-volume in the $\hat{\Gamma}$ space. The presence of the free parameter $c_2^{(0)}$ is crucial. Indeed, as we shall show in the Section IV [in particular, see Eq. (65)], the absence of $c_2^{(0)}$ precludes the possibility of identifying the DDF, given by Eq. (14), with the one estimated by the neoclassical theory for collisional tokamak-plasmas (see, for example, Ref. [11]). In addition, it allows describing more complex physical scenarios such as, for example, the *modified bi-Maxwellian distribution function*. Last and not least, in some physical circumstances, the presence of $c_2^{(0)}$ is essential to ensure the normalization of the DDF. Thermodynamics has been able to determine the shape of the DDF, but it is unable to fix the seven parameters $\Theta, \gamma, P_{\phi 0}, \lambda_0, \Delta P_\phi, \Delta \lambda_0, \Delta \lambda_1$. These coefficients have to be calculated in the usual way by kinetic theory. Figs (1)-(2), (3)-(4), and (5)-(6) illustrate

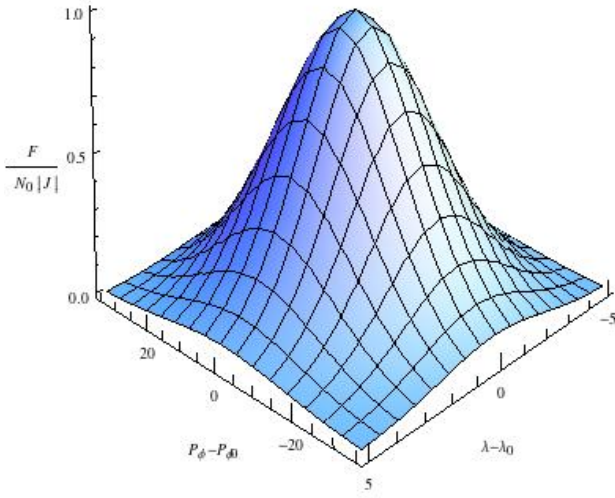


FIG. 1: Distribution function, Eq. (14), (per unit values of the Jacobian and the normalization factor) computed at $\gamma = 1 + E$ (E indicates the Euler number), $w = E\Theta$, $\Delta P_\phi = 22.360$, $\Delta\lambda_0 = 50.00$ and $\Delta\lambda_1 = 30.2031$.

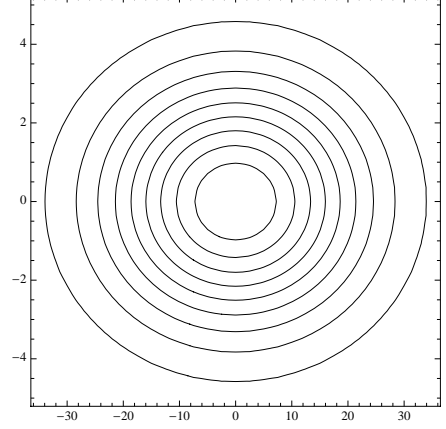


FIG. 2: Contour plot of Fig. 1.

three plots of Eq. (14) (estimated for unit values of the Jacobian and the normalization coefficient) corresponding to the values $w = E\Theta$, $\gamma = 1 + E$ (with E denoting the Euler number), $P_\phi = P_{\phi 0}$ and $\lambda = \lambda_0$, respectively.

III. DETERMINATION OF THE PARAMETERS

This section is devoted to the determination of the value of the parameters appearing in Eq. (15) for \mathcal{F}^R . As an example of application, we analyze tokamak-plasmas in collisional transport regimes. To accomplish this task we should

- Adopt a model for tokamak-plasmas;
- Model the source terms.

Calculations should be performed by a kinetic approach. Representation (14) should be constructed in such a way that the particle density n_α , the average velocity \mathbf{u}_α and the

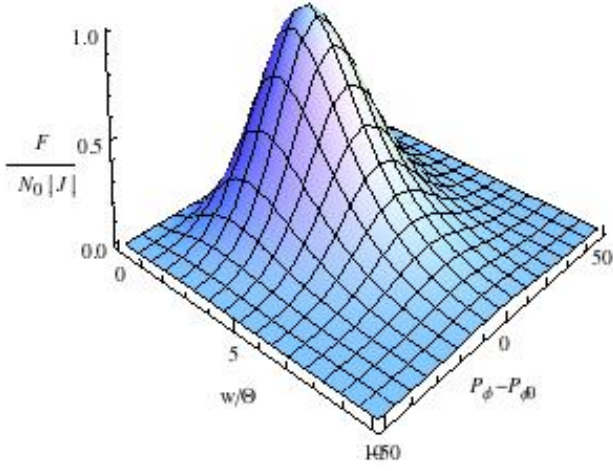


FIG. 3: Distribution function, Eq. (14), (per unit values of the Jacobian and the normalization factor) computed at $\gamma = 1 + E$, $\Delta P_\phi = 22.360$ and $\lambda = \lambda_0$.

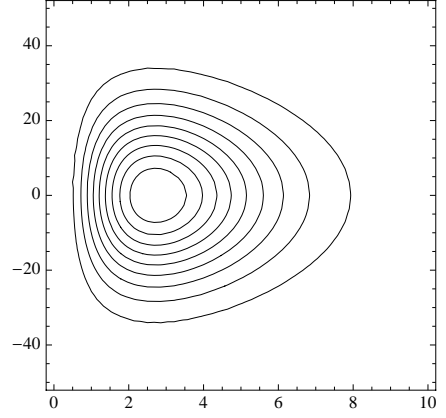


FIG. 4: Contour plot of Fig. 3.

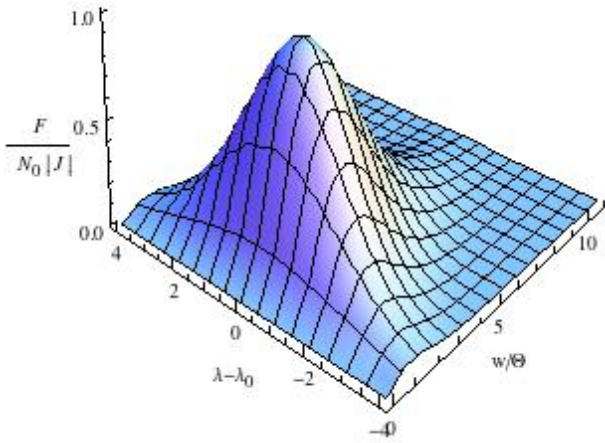


FIG. 5: Distribution function, Eq. (14), (with the Jacobian and the normalization factor set to 1) computed at $\gamma = 1 + E$, $P_\phi = P_{\phi 0}$, $\Delta\lambda_0 = 11.111$ and $\Delta\lambda_1 = 50.00$.

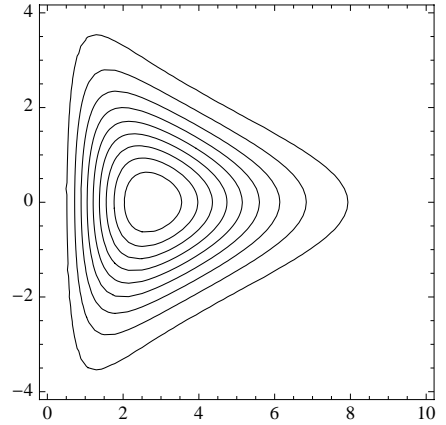


FIG. 6: Contour plot of Fig. 5.

temperature T_α , of each species α (with $\alpha = e$ for electrons and $\alpha = i$ for ions), entering in the definition of the reference state do coincide with the exact values of the density, velocity and temperature of each species. This implies (see, for example, [11])

$$n_\alpha(\mathbf{x}) = \int_{\mathcal{V}} d\mathbf{v} \mathcal{F}^{\alpha R}(\mathbf{v}, \mathbf{x}) \quad (16)$$

$$n_\alpha(\mathbf{x}) \mathbf{u}^\alpha(\mathbf{x}) = \int_{\mathcal{V}} d\mathbf{v} \mathbf{v} \mathcal{F}^{\alpha R}(\mathbf{v}, \mathbf{x}) \quad (17)$$

and

$$n_\alpha(\mathbf{x}) T_\alpha(\mathbf{x}) = \frac{1}{2} m_\alpha \int_{\mathcal{V}} d\mathbf{v} |\mathbf{v} - \mathbf{u}_\alpha|^2 \mathcal{F}^{\alpha R}(\mathbf{v}, \mathbf{x}) \quad (18)$$

where \mathcal{V} is the velocity-volume in the phase-space and m_α is the mass particle of specie α [with $\alpha=(e,i)$]. To these equations we should add the entropy balance equation. The total entropy, s , is defined as [12]

$$n_\alpha(\mathbf{x}) s_\alpha(\mathbf{x}) = - \int_{\mathcal{V}} d\mathbf{v} \mathcal{F}^R(\mathbf{v}, \mathbf{x}) \ln \left(\frac{h^3}{em_\alpha^3} \mathcal{F}^R(\mathbf{v}) \right) = - \int_{\mathcal{V}} d\mathbf{v} \mathcal{F}^R(\mathbf{v}, \mathbf{x}) \ln \mathcal{F}^R(\mathbf{v}) \quad (19)$$

Here h is the Planck constant, e is the (positive) magnitude of the electric charge and m_α the mass of the species α . This equation is, however, inconvenient for setting the values of the parameters, because it involves the total entropy density which, at this stage, is not a known quantity. It is more useful to study separately the two entropy contributions, $d_E S^\alpha$ and $d_I S^\alpha$, of the total entropy S^α :

$$dS^\alpha = d_E S^\alpha + d_I S^\alpha \quad \text{with} \quad S^\alpha = \int_{\Omega} d\mathbf{x} n_\alpha(\mathbf{x}) s_\alpha(\mathbf{x}) \quad (20)$$

with Ω denoting the plasma-volume. $d_E S^\alpha$ represents the amounts of entropy crossing the boundaries. The total entropy flux of species α is given by two contributions: the *convective entropy flux*, $n_\alpha s_\alpha \mathbf{u}^\alpha$ and the *conductive entropy flux*, \mathbf{J}_S^α . On the contrary, $d_I S^\alpha$ represents the source entropy, due to internal processes, which remains within the system. In terms of the conductive entropy flux, \mathbf{J}_S^α , and the entropy source strength, σ^α , Eq. (20) takes the form

$$\frac{dS^\alpha}{dt} = - \int_{\Sigma} d\mathbf{A} \cdot [n_\alpha s_\alpha \mathbf{u}^\alpha + \mathbf{J}_S^\alpha(\mathbf{x})] + \int_{\Omega} d\mathbf{x} \sigma^\alpha(\mathbf{x}) \quad (21)$$

where Σ denotes the boundary of the plasma-volume. According to the kinetic theory we have [5]

$$\begin{aligned} \mathbf{J}_S^\alpha(\mathbf{x}) &= - \int_{\mathcal{V}} d\mathbf{v} [\mathbf{v} - \mathbf{u}^\alpha(\mathbf{x})] \mathcal{F}^{\alpha R}(\mathbf{v}, \mathbf{x}) \ln \left(\frac{h^3}{em_\alpha^3} \mathcal{F}^{\alpha R}(\mathbf{v}, \mathbf{x}) \right) \\ &= - \int_{\mathcal{V}} d\mathbf{v} [\mathbf{v} - \mathbf{u}^\alpha(\mathbf{x})] \mathcal{F}^{\alpha R}(\mathbf{v}, \mathbf{x}) \ln \mathcal{F}^{\alpha R}(\mathbf{v}, \mathbf{x}) \end{aligned} \quad (22)$$

and

$$\sigma^\alpha = \frac{n_\alpha}{\tau_\alpha} \Delta_I S^\alpha = - \sum_{\beta=e,i} \int_{\mathcal{V}} d\mathbf{v} [\ln \mathcal{F}^{\alpha R}(\mathbf{v}, \mathbf{x})] \mathcal{K}^{\alpha\beta} \quad (23)$$

with $\mathcal{K}^{\alpha\beta}$ denoting the collisional operator of species α due to β , and τ_α the collision time of species α [11]. We consider three kind of external energetic sources: the total Ohmic heat supplied from outside, the energy supplied by Neutral Beam Injection (NBI), and the energy of the minority population heated by Ion Cyclotron Resonant Heating (ICRH). Here, we shall not deal with burning fusion plasmas and the loss due to the Bremsstrahlung effect is neglected. In this case, from Eq. (22), we obtain

$$- \int_{\mathcal{V}} d\mathbf{v} [\mathbf{v} - \mathbf{u}^\alpha(\mathbf{x})] \mathcal{F}^{\alpha R}(\mathbf{v}, \mathbf{x}) \ln \mathcal{F}^{\alpha R}(\mathbf{v}, \mathbf{x}) = \frac{1}{T_\alpha} (\mathbf{J}_{\mathcal{E}_L} - \mathbf{J}_{\mathcal{E}_{Oh.}} - \mathbf{J}_{\mathcal{E}_{NBI}} - \mathbf{J}_{\mathcal{E}_{ICRH}}) \quad (24)$$

Here $\mathbf{J}_{\mathcal{E}_L}$ indicates the energy loss flux, and $\mathbf{J}_{\mathcal{E}_{Oh.}}$, $\mathbf{J}_{\mathcal{E}_{NBI}}$ and $\mathbf{J}_{\mathcal{E}_{ICRH}}$ denote the Ohmic energy flux, the NBI energy flux and the ICRH energy flux, respectively.

Eqs (23) and (24), together with the definitions given by Eqs (16)-(18), allow determining the seven parameters $\Theta, \gamma, P_{\phi 0}, \lambda_0, \Delta P_\phi, \Delta \lambda_0, \Delta \lambda_1$. More particularly, the values of these parameters may be fixed by adopting the following strategy. The coefficients $\gamma, \Delta P_\phi, \Delta \lambda_0$ and $\Delta \lambda_1$ are provided by Eq. (23), whereas Eq. (24) sets up the calculations for the determination of parameter Θ . As we shall see in Section IV, $P_{\phi 0}$ and λ_0 are determined by taking the limit of P_ϕ and λ for $v_{||} \rightarrow 0$ [see Eqs (59)]. The plasma temperature profile can be obtained by Eq. (24). This solution should be in agreement with the definition given by Eq. (18). Generally, the latter calculation is very complex, but it can be strongly simplified by adopting the following procedure. In a first phase, the plasma is heated by the externally supplied power. In our simplified case, the applied sources are the sum of the Ohmic, NBI and ICHR sources. As previously mentioned, calculations can be performed only after having modeled the external energy sources and estimated the entropy source strength σ^α by modeling the magnetically confined plasmas. Below, we provide some examples of modeling.

The Ohmic Heating Model

The expression of the Ohmic heating density can be found in many reference books. For the magnetic configuration Eq. (33), we have (see, for example, Refs [11])

$$\mathcal{P}_{Oh.} = \eta j^2 = 2\eta \left[\frac{c^2 B_0}{4\pi R_0 (1 + r/R_0 \cos \theta)} \right]^2 \frac{1}{q(0)[q(a) - 1/2q(0)]} \quad (25)$$

$$\eta = \frac{\eta_S}{[(1 - r/R_0)^{1/2}]^2} \quad (26)$$

with η and η_S denoting the resistivity of the plasma and the Spitzer resistivity respectively, and \mathbf{j} is the current density. R_0 and a and the major and the minor radii of the tokamak, respectively.

The NBI Source Model

Once the neutral beam enters in the plasma, the neutral particles will be ionized. Their energy passes to the particles of the plasmas causing heating of both electrons and ions. The power supplied by neutral beam injection, $\mathcal{P}_{\mathcal{E}_{NBI}}$, may be modeled thinking in terms of a pencil beam source, J_{NBI} , (see, for example, [17])

$$\mathcal{P}_{\mathcal{E}_{NBI}} = \dot{n}_b \delta(\mathbf{v} - \mathbf{v}_b) \quad (27)$$

where \dot{n}_{NBI} is the birth rate per unit volume and \mathbf{v}_b is the beam ion velocity. Hence, the NBI power is

$$\mathcal{P}_{\mathcal{E}_{NBI}} \simeq \frac{1}{2} m_b \dot{n}_b |\mathbf{v}_b|^2 \Omega \quad (28)$$

with m_b denoting the mass of the beam ion.

The ICRH Source Model

Let us consider the case of a low concentration of ions 3He colliding with a thermal background plasma, composed by Deuterium and electrons. The 3He minority is about 2% – 3% of the density of the background plasma and it is heated by ion cyclotron resonant heating (ICRH). In the velocity space, the evolution of the distribution function is given by the following quasi-linear balance equation [18] - [19] [see also Appendix (A)]

$$\frac{\partial \mathcal{F}^m(\mathbf{y}, t)}{\partial t} = -\nabla \cdot \mathbf{S}^m(\mathcal{F}^m) + P(\mathcal{F}^m) \quad (29)$$

where

$$\mathbf{S}^m(\mathcal{F}^m) = \bar{\mathbf{S}}_W^m(\mathcal{F}^m) + \sum_{\alpha=e,i} \bar{\mathbf{S}}_c^{m\alpha}(\mathcal{F}^m) \quad (30)$$

Suffices m and α [with $m = {}^3He$ and $\alpha = (e, i)$] distinguish the minority population and the species of the background plasma, respectively. The first term in Eq. (30) describes the quasi-linear diffusion due to the resonant wave particle interactions and the second term is due to the collisional operator. $P(\mathcal{F}^m)$ takes into account other auxiliary sources; in our analysis, we shall put $P(\mathcal{F}^m) = 0$. The gradient operator, ∇ , is defined as the row vector $\nabla \equiv (\partial_{v_x}, \partial_{v_y}, \partial_{v_z})$ in the velocity space, whilst $\nabla \cdot \bar{\mathbf{A}}$ is the matrix multiplication

between the gradient vector and the matrix $\bar{\bar{\mathbf{A}}}$. In this approach, the ICRH is modeled by the divergence of the quasi-linear flux $\bar{\mathbf{S}}_W^m(\mathcal{F}^m)$, which is proportional to the power density of the propagating wave

$$\mathcal{P}_{ICRH} \simeq -\frac{1}{2}m_m \int_{\{\Omega\nu\}} d\Gamma |\mathbf{v} - \mathbf{u}_m|^2 \nabla \cdot \bar{\mathbf{S}}_W^m(\mathcal{F}^m) \quad (31)$$

where m_m and \mathbf{u}_m are the mass and the average velocity of the minority, respectively. The expression of $\bar{\mathbf{S}}_W^m(\mathcal{F}^m)$, in terms of variables P_ϕ and λ , can be found Appendix (A), Eqs (A2) and (A8).

The Power Loss

Neglecting the Bremsstrahlung loss, the rate of energy loss is mainly due to the thermal conduction losses. Its expression can be found in many reference books [see, for example, Refs [11]]. We have

$$\mathcal{P}_L = 3\Omega \frac{\bar{n}\bar{T}}{\tau_E} \quad (32)$$

where \bar{n} and \bar{T} are the average density and the average temperature, respectively. τ_E is the *energy confinement time*.

Modeling Tokamak-Plasmas

The entropy source strength σ^α can be estimated by modeling the tokamak-plasma. For instance, let us consider fully ionized tokamak-plasmas, defined as a collection of magnetically confined electrons and positively charged ions. In the *local triad* ($\mathbf{e}_r, \mathbf{e}_\theta, \mathbf{e}_\phi$), the magnetic field, in the standard high aspect ratio, low *beta* (the plasma pressure normalized to the magnetic field strength), circular tokamak equilibrium model, reads (see, for example, Ref. [11]) (see the footnote [24])

$$\mathbf{B} = \frac{B_0}{q(r)} \frac{r}{R_0} \mathbf{e}_\theta + \frac{B_0}{1 + (r/R_0)\cos\theta} \mathbf{e}_\phi \quad (33)$$

Here B_0 is a constant having the dimension of a magnetic field intensity, and $q(r)$ is the safety factor (in Ref. [11] the reader can find an exact definition of this tokamak parameter), respectively. In the magnetic configuration, given by Eq. (33), we have

$$F = B_0 R_0 \quad ; \quad \psi(r) = 2\pi B_0 \int_0^r \frac{r}{q(r)} dr \quad (34)$$

The dimensionless entropy production of species α , $\Delta_I S^\alpha$, is derived under the sole assumption that the state of the quiescent plasma is not too far from the reference local Maxwellian.

In the *local dynamical triad*, $\Delta_I S^\alpha$ can be brought into the form (see Refs [11] and [20])

$$\Delta_I S^e = q_{\parallel ps}^{(1)}(g_{\parallel}^{(1)} - \bar{g}_{\parallel}^{e(1)}) + q_{\parallel ps}^{e(3)}(g_{\parallel}^{e(3)} + \bar{g}_{\parallel}^{e(3)}) + q_{\parallel b}^{(1)}(g_{\parallel}^{(1)} - \bar{g}_{\parallel}^{e(1)}) + q_{\parallel b}^{e(3)}(g_{\parallel}^{e(3)} + \bar{g}_{\parallel}^{e(3)}) \quad (35)$$

$$+ q_{\parallel b}^{e(5)}\bar{g}_{\parallel}^{e(5)} + \hat{q}_{\rho cl}^{e(1)}g_{\rho}^{(1)P} + \hat{q}_{\rho cl}^{e(3)}g_{\rho}^{e(3)} \quad (36)$$

$$\Delta_I S^i = q_{\parallel ps}^{i(3)}(g_{\parallel}^{i(3)} + \bar{g}_{\parallel}^{i(3)}) + q_{\parallel b}^{i(3)}(g_{\parallel}^{i(3)} + \bar{g}_{\parallel}^{i(3)}) + q_{\parallel b}^{i(5)}\bar{g}_{\parallel}^{i(5)} + \hat{q}_{\rho cl}^{i(3)}g_{\rho}^{i(3)}$$

Here $q_r^{\alpha(n)}$ [with $r = (\rho, \parallel, \wedge)$] denote the *Hermitian moments of the distribution functions* and $g_r^{\alpha(n)}$, $\bar{g}_r^{\alpha(n)}$ are the *dimensionless source terms*. Index n takes the values $n = (1, 3, 5)$.

In the linear Onsager region, and up to the second order of the drift parameter ϵ , it can be shown that Eqs (35) simplify to [11]

$$\begin{aligned} \Delta_I S^e &= \tilde{\sigma}_{\parallel}(g_{\parallel}^{(1)} - \bar{g}_{\parallel}^{e(1)})^2 + \tilde{\kappa}_{\parallel}^e(g_{\parallel}^{e(3)} + \bar{g}_{\parallel}^{e(3)})^2 + \tilde{\epsilon}_{\parallel}^e(\bar{g}_{\parallel}^{e(5)})^2 + 2\tilde{\alpha}_{\parallel}(g_{\parallel}^{(1)} - \bar{g}_{\parallel}^{e(1)})(g_{\parallel}^{e(3)} + \bar{g}_{\parallel}^{e(3)}) \\ &\quad + 2\tilde{\gamma}_{\parallel}(g_{\parallel}^{(1)} - \bar{g}_{\parallel}^{e(1)})\bar{g}_{\parallel}^{e(5)} + 2\tilde{\delta}_{\parallel}^e(g_{\parallel}^{e(3)} + \bar{g}_{\parallel}^{e(3)})\bar{g}_{\parallel}^{e(5)} \\ &\quad + \tilde{\sigma}_{\perp}(g_{\rho}^{(1)P})^2 + \tilde{\kappa}_{\perp}^e(g_{\rho}^{e(3)})^2 - 2\tilde{\alpha}_{\perp}g_{\rho}^{(1)P}g_{\rho}^{e(3)} \\ \Delta_I S^i &= \tilde{\kappa}_{\parallel}^i(g_{\parallel}^{i(3)} + \bar{g}_{\parallel}^{i(3)})^2 + \tilde{\epsilon}_{\parallel}^i(\bar{g}_{\parallel}^{i(5)})^2 + 2\tilde{\delta}_{\parallel}^i(g_{\parallel}^{i(3)} + \bar{g}_{\parallel}^{i(3)})\bar{g}_{\parallel}^{i(5)} + \tilde{\kappa}_{\perp}^i(g_{\rho}^{i(3)})^2 \end{aligned} \quad (37)$$

where coefficients $\tilde{\sigma}_r$, $\tilde{\alpha}_r$, $\tilde{\kappa}_r^\alpha$ indicate the dimensionless component of the *electronic conductivity*, the *thermoelectric coefficient* and the *electric* ($\alpha = e$) or *ion* ($\alpha = i$) *thermal conductivity*, respectively. Moreover, $\tilde{\gamma}_{\parallel}$, $\tilde{\delta}_{\parallel}^\alpha$ and $\tilde{\epsilon}_{\parallel}^\alpha$ are the *parallel transport coefficients* in 21M approximation. As shown in Eq. (23), the entropy production is closely associated with the collision term. Notice that Eqs. (37) have been derived by using the following *linearized Landau collisional term*

$$\begin{aligned} \mathcal{K}_L^{\alpha\beta} &= \frac{2\pi e_\alpha^2 e_\beta^2 \ln \Lambda}{m_\alpha} \int d\mathbf{v}_2 \frac{\partial}{\partial v_{1r}} G_{rs}(\mathbf{v}_1 - \mathbf{v}_2) \left(f_0^\beta(\mathbf{v}_2) \frac{1}{m_\alpha} \frac{\partial}{\partial v_{1s}} f_1^\alpha(\mathbf{v}_1) \right. \\ &\quad \left. + f_1^\beta(\mathbf{v}_2) \frac{1}{m_\alpha} \frac{\partial}{\partial v_{1s}} f_0^\alpha(\mathbf{v}_1) - f_0^\alpha(\mathbf{v}_1) \frac{1}{m_\beta} \frac{\partial}{\partial v_{2s}} f_0^\beta(\mathbf{v}_2) - f_1^\alpha(\mathbf{v}_1) \frac{1}{m_\beta} \frac{\partial}{\partial v_{2s}} f_0^\beta(\mathbf{v}_2) \right) \end{aligned} \quad (38)$$

Moreover, $G_{rs}(\mathbf{g})$ and $\ln \Lambda$ denote the *Landau tensor* and the *Coulomb logarithm*, respectively

$$G_{rs}(\mathbf{g}) = \frac{g^2 \delta_{rs} - g_r g_s}{g^3} \quad ; \quad \ln \Lambda = \frac{3/2(T_e + T_i)\lambda_D}{Ze^2} \quad ; \quad \lambda_D = \left(\frac{4\pi Ze^2(n_e T_e + n_i T_i)}{T_e T_i (1 + Z)} \right)^{-1/2} \quad (39)$$

Here Z is the *charge number of ions*. In addition, in Eq. (38), the distribution function is expanded in powers of the drift parameter ϵ

$$\begin{aligned} f^\alpha(\mathbf{v}) &= f_0^\alpha(\mathbf{v}) + \epsilon f_1^\alpha(\mathbf{v}) + \dots \quad \text{with} \\ f_0^\alpha(\mathbf{v}) &= n_\alpha \left(\frac{m_\alpha}{2\pi T_\alpha} \right)^{3/2} \exp\left(-\frac{m_\alpha}{2T_\alpha} v^2 \right) \end{aligned} \quad (40)$$

By summarizing, the expression of the entropy source strength, Eq. (37), may be put on the left-hand-side of Eq. (23) provide that the integral appearing on the right-hand-side of this equation is evaluated by means of the linearized Landau operator Eq. (38).

IV. ESTIMATION OF THE SEVEN PARAMETERS APPEARING IN THE EXPRESSION OF \mathcal{F}^R FOR THE SIMPLE MODEL OF FULLY IONIZED TOKAMAK-PLASMAS

In this section we show that the reference DDF, \mathcal{F}^R , coincides exactly with the one predicted by the neoclassical theory for (non turbulent) collisional tokamak-plasmas in Onsager's region. According to our formalism, from Eq. (1) we see that two density distribution functions coincide if, and only if, the entropy productions are identical *for all values taken by the variables*. In our case, we should check that the entropy production in Eq. (14) can be identified with the one given by Eq. (37) *for all values taken by the thermodynamic forces*. We shall see that this is possible and, at the same time, such an identification will allow determining the free parameters appearing in \mathcal{F}^R . From Eqs (5) and (10), we have

$$\Delta_I S = -(\gamma - 1) \ln\left(\frac{w}{\Theta}\right) + \frac{w}{\Theta} + \frac{1}{2}g_{11}\alpha_1^2 + \frac{1}{2}g_{22}\alpha_2^2 + g_{12}\alpha_1\alpha_2 \quad (41)$$

By expanding the previous expression around the reference value $w = w_0$ we obtain, up to the second order

$$\begin{aligned} \Delta_I S = & \left[-(\gamma - 1) \ln\left(\frac{w_0}{\Theta}\right) + \frac{w_0}{\Theta} \right] + \left[-(\gamma - 1) \frac{1}{w_0} + \frac{1}{\Theta} \right] (w - w_0) + (\gamma - 1) \frac{1}{2w_0^2} (w - w_0)^2 \\ & + \frac{1}{2}g_{11}\alpha_1^2 + \frac{1}{2}g_{22}\alpha_2^2 + g_{12}\alpha_1\alpha_2 + h.o.t. \end{aligned} \quad (42)$$

Up to a normalization constant, we have that the distribution function Eq. (14) is approximated by a Gaussian density distribution function (in the variable w) by setting to zero the coefficient of the linear term [i.e., $-(\gamma - 1)/w_0 + 1/\Theta = 0$]. The *global optimality conditions* is obtained by imposing that also the sum of the constant terms vanishes [i.e., $-(\gamma - 1) \ln(w_0/\Theta) + w_0/\Theta = 0$]. These two requirements are simultaneously satisfied only if

$$\gamma = 1 + E \quad (43)$$

$$w_0 = (\gamma - 1)\Theta = E\Theta$$

Hence, solutions (43) ensure not only a local approximation, valid up to the second order, but also a good global approximation. In this sense the values of w_0 and γ , provided by Eq. (43), are *optimal*. From Eq. (2) and Eq. (42) we obtain the expressions of the thermodynamic forces

$$\begin{aligned} X^1 &\equiv \frac{\partial \Delta_I S}{\partial \alpha_1} = g_{11}\alpha_1 + g_{12}\alpha_2 \\ X^2 &\equiv \frac{\partial \Delta_I S}{\partial \alpha_2} = g_{12}\alpha_1 + g_{22}\alpha_2 \\ X^3 &\equiv \frac{\partial \Delta_I S}{\partial w} = \frac{1}{E\Theta^2}(w - w_0) \end{aligned} \quad (44)$$

By solving the previous system of equations with respect to α_1 , α_2 and $(w - w_0)$, we find

$$\begin{aligned} \alpha_1 &= \hat{g}_{22}X^1 - \hat{g}_{12}X^2 \\ \alpha_2 &= -\hat{g}_{12}X^1 + \hat{g}_{11}X^2 \\ (w - w_0) &= E\Theta^2 X^3 \quad \text{where} \\ \hat{g}_{j\kappa} &\equiv \frac{g_{j\kappa}}{g} \quad [\text{with } (j, \kappa) = (1, 2)] \quad ; \quad g \equiv g_{11}g_{22} - g_{12}^2 = \frac{1}{\hat{g}_{11}\hat{g}_{22} - \hat{g}_{12}^2} = \frac{1}{\hat{g}} \end{aligned} \quad (45)$$

Hence, in terms of the thermodynamic forces, the electron and ion entropy source strength read, respectively

$$\begin{aligned} \Delta_I S^e &= \frac{1}{2}E\Theta_e^2 X_e^{3^2} + \frac{1}{2}\hat{g}_{22}^e X_e^{1^2} + \frac{1}{2}\hat{g}_{11}^e X_e^{2^2} - \hat{g}_{12}^e X_e^1 X_e^2 + h.o.t. \\ \Delta_I S^i &= \frac{1}{2}E\Theta_i^2 X_i^{2^2} + \frac{1}{2}\hat{g}_{11}^i X_i^{1^2} + h.o.t. \end{aligned} \quad (46)$$

After diagonalization, the first expression of Eq. (46) can be brought into the form

$$\Delta_I S^e = \frac{1}{2}E\Theta_e^2 X_e^{3^2} + \mu_1 \xi_e^{1^2} + \mu_2 \xi_e^{2^2} \quad \text{with} \quad (47)$$

$$\begin{aligned} \mu_{1,2} &= \frac{1}{4} \left[(\hat{g}_{11} + \hat{g}_{22}) \pm \sqrt{(\hat{g}_{11} - \hat{g}_{22})^2 + 4\hat{g}_{12}^2} \right] \\ \xi_e^1 &= \frac{q_1}{h} \hat{g}_{12} X_e^1 - \frac{q_1}{2h} (\hat{g}_{11} - \hat{g}_{22} - h) X_e^2 \\ \xi_e^2 &= -\frac{q_2}{h} \hat{g}_{12} X_e^1 + \frac{q_2}{2h} (\hat{g}_{11} - \hat{g}_{22} + h) X_e^2 \\ h &= \sqrt{(\hat{g}_{11} - \hat{g}_{22})^2 + 4\hat{g}_{12}^2} \\ q_{1,2} &= \frac{\sqrt{4\hat{g}_{12}^2 + (\hat{g}_{11} - \hat{g}_{22})(\hat{g}_{11} - \hat{g}_{22} \pm h)}}{|\hat{g}_{12}| \sqrt{2}} \end{aligned} \quad (48)$$

In the banana regime, without considering the classical contributions, the expressions of the electron and ion entropy source strength take the form [11]

$$\begin{aligned}\Delta_I S^{e'} &= \tilde{\epsilon}_{\parallel}^e Z_e^{1^2} + \tilde{\kappa}_{\parallel}^e Z_e^{2^2} + \tilde{\sigma}_{\parallel} Z_e^{3^2} + 2\tilde{\delta}_{\parallel}^e Z_e^1 Z_e^2 + 2\tilde{\gamma}_{\parallel} Z_e^1 Z_e^3 + 2\tilde{\alpha}_{\parallel} Z_e^2 Z_e^3 \\ \Delta_I S^{i'} &= \tilde{\epsilon}_{\parallel}^i Z_i^{1^2} + \tilde{\kappa}_{\parallel}^i Z_i^{2^2} + 2\tilde{\delta}_{\parallel}^i Z_i^1 z_i^2\end{aligned}\quad (49)$$

where

$$\begin{cases} Z_e^1 = \bar{g}_{\parallel}^{e(5)} \\ Z_e^2 = g_{\parallel}^{e(3)} + \bar{g}_{\parallel}^{e(3)} \\ Z_e^3 \equiv g_{\parallel}^{(1)} - \bar{g}_{\parallel}^{e(1)} \end{cases} \quad ; \quad \begin{cases} Z_i^1 = g_{\parallel}^{i(3)} + \bar{g}_{\parallel}^{i(3)} \\ Z_i^2 = \bar{g}_{\parallel}^{i(5)} \end{cases} \quad (50)$$

As mentioned in the introduction [see Eq. (4)], thermodynamic systems obtained by a transformation of forces and fluxes in such a way that the entropy production remains unaltered are thermodynamically equivalent [Thermodynamic Covariance Principle (TCP)] [3], [6].

The following linear transformation of the forces

$$\begin{cases} X_e^1 = Z_e^1 = \bar{g}_{\parallel}^{e(5)} \\ X_e^2 = Z_e^2 = g_{\parallel}^{e(3)} + \bar{g}_{\parallel}^{e(3)} \\ X_e^3 \equiv a_e Z_e^1 + b_e Z_e^2 + c_e Z_e^3 \end{cases} \quad ; \quad \begin{cases} X_i^1 = Z_i^1 = g_{\parallel}^{i(3)} + \bar{g}_{\parallel}^{i(3)} \\ X_i^2 = a_i Z_i^1 + b_i Z_i^2 \end{cases} \quad (51)$$

leaves unaltered the entropy production : $\Delta_I S^{\alpha} = \Delta_I S^{\alpha'}$ with $\alpha = (e, i)$. Hence, the reference DDF given by Eq. (14) coincides with the reference distribution function estimated by the neoclassical theory if, and only if, the expressions of the entropy productions given by Eqs (49) are identical to Eqs (37). By imposing the validity of these identities, we get the expressions of the transport coefficients \hat{g}_{ij}^{α} and the transformation-coefficients a_{α} , b_{α} [with $\alpha = (e, i)$] and c_e

$$\begin{aligned}a_e &= \frac{2\tilde{\gamma}_{\parallel}}{\sqrt{E\tilde{\sigma}_{\parallel}}\Theta_e} \quad ; \quad b_e = \frac{2\tilde{\alpha}_{\parallel}}{\sqrt{E\tilde{\sigma}_{\parallel}}\Theta_e} \quad ; \quad c_e = \frac{2\sqrt{\tilde{\sigma}_{\parallel}}}{\sqrt{E}\Theta_e} \\ \hat{g}_{11}^e &= \frac{2}{\tilde{\sigma}_{\parallel}}(\tilde{\kappa}_{\parallel}^e \tilde{\sigma}_{\parallel} - \tilde{\alpha}_{\parallel}^2) \quad ; \quad \hat{g}_{22}^e = \frac{2}{\tilde{\sigma}_{\parallel}}(\tilde{\epsilon}_{\parallel}^e \tilde{\sigma}_{\parallel} - \tilde{\gamma}_{\parallel}^2) \quad ; \quad \hat{g}_{12}^e = \frac{2}{\tilde{\sigma}_{\parallel}}(\tilde{\alpha}_{\parallel} \tilde{\gamma}_{\parallel} - \tilde{\delta}_{\parallel}^e \tilde{\sigma}_{\parallel}) \\ a_i &= \frac{2\tilde{\delta}_{\parallel}^i}{\sqrt{E\tilde{\kappa}_{\parallel}^i}\Theta_i} \quad ; \quad b_i = \frac{2\sqrt{\tilde{\kappa}_{\parallel}^i}}{\sqrt{E}\Theta_i} \quad ; \quad \hat{g}_{11}^i = \frac{2}{\tilde{\kappa}_{\parallel}^i}(\tilde{\epsilon}_{\parallel}^i \tilde{\kappa}_{\parallel}^i - \tilde{\delta}_{\parallel}^{i2})\end{aligned}\quad (52)$$

To sum up, the set of Eqs (52) ensures that for collisional tokamak-plasmas in the Onsager region, the reference density distribution function given by Eq. (14) identifies with the reference DDF estimated by the neoclassical theory.

By inserting the values of the collision matrix elements (see, for example, Ref. [12]), we find

$$\begin{aligned}
a_e &= \frac{0.1168}{\Theta_e} \quad ; \quad b_e = -\frac{0.7599}{\Theta_e} \quad ; \quad c_e = \frac{1.6943}{\Theta_e} \\
\hat{g}_{11}^e &= 2.5125 \quad ; \quad \hat{g}_{22}^e = 1.9090 \quad ; \quad \hat{g}_{12}^e = -1.6583 \\
a_i &= \frac{0.6364}{\Theta_i} \quad ; \quad b_i = \frac{1.8033}{\Theta_i} \quad ; \quad \hat{g}_{11}^i = 2.1994
\end{aligned} \tag{53}$$

The numerical values of parameters Θ_α can be obtained by means of Eqs (16), (17) and (24) where the distribution functions $\mathcal{F}^{\alpha 0}$ are constructed by using Eqs (46). From Eq. (16) we obtain an equation, depending on variable Θ_α , for the particle density n_α .

$$n_\alpha(\mathbf{x}, \Theta_\alpha) = \int d\mathbf{v} \mathcal{F}^{\alpha 0}(\Theta_\alpha, \mathbf{v}, \mathbf{x}) \quad ; \quad \alpha = (e, i) \tag{54}$$

By injecting Eq. (54) into Eq. (17), we have

$$\mathbf{u}_\alpha(\mathbf{x}, \Theta_\alpha) = \frac{\int d\mathbf{v} \mathbf{v} \mathcal{F}^{\alpha 0}(\Theta_\alpha, \mathbf{v}, \mathbf{x})}{\int d\mathbf{v} \mathcal{F}^{\alpha 0}(\Theta_\alpha, \mathbf{v}, \mathbf{x})} \tag{55}$$

This latter equation should then be combined with Eq. (24) and, for a given value of $\mathbf{J}_{\mathcal{E}_{Oh.}}$, we finally derive the equation for Θ_α

$$\int_{\Omega \mathbf{v}} d\mathbf{v} d\mathbf{x} [\mathbf{v} - \mathbf{u}_\alpha(\mathbf{x}, \Theta_\alpha)] \mathcal{F}^{\alpha R}(\mathbf{v}, \mathbf{x}) \ln \mathcal{F}^{\alpha R}(\mathbf{v}, \mathbf{x}, \Theta_\alpha) = \int_{\Omega} d\mathbf{x} \frac{\mathbf{J}_{\mathcal{E}_{Oh.}}}{T_\alpha} \quad ; \quad \alpha = (e, i) \tag{56}$$

with T_α provided by Eq. (18). Eq. (56) can be solved (numerically) with respect to variable Θ_α ; we find

$$(\Theta_e, \Theta_i) = (3.2970 \times 10^{18} cm^2 sec^{-2}, 1.9325 \times 10^{15} cm^2 sec^{-2}) \tag{57}$$

From Eq. (54), Eq. (55) and Eq. (18), we can now derive the profiles of the particle density, $n_\alpha(\mathbf{x})$, the average velocity, \mathbf{u}_α , and temperature, T_α , respectively. The knowledge of the fields n_α , T_α etc. allows determining the profiles of the thermodynamic forces Z_α^j [j=(1,2,3) for electrons, and j=(1,2) for ions]. Parameters $P_{\phi 0}$ and λ_0 are determined in the following manner. We note that by substituting Eqs (8) into Eq. (14), the distribution function, Eq. (14) tends to reduce to a pure gamma-process as $P_\phi \rightarrow \psi(r)$, $\lambda \rightarrow (2|B|)^{-1}$ and $v_\parallel \rightarrow 0$ (i.e., the pitch angle θ_P is close to $\pi/2$). This happens when the thermodynamic forces, X^1 and X^2 , tend to vanish. Our aim is to derive the expressions of the steady-state electron and ion distribution functions for plasmas in the Onsager region, and v_\parallel , w , P_ϕ and λ close to 0, $E\Theta$, $\psi(r)$ and $[2|B|(r, \theta)]^{-1}$ respectively (see also the footnote [25]). To this purpose, we

shall work with the dimensionless variables \hat{P}_ϕ and $\hat{\lambda}$, which for the magnetic configuration given by Eq. (33), are defined as

$$\begin{aligned}\hat{P}_\phi &\equiv \frac{1}{B_0 a^2} P_\phi = \frac{B_0 R_0}{a^2 \Omega_{0c}} \frac{v_\parallel}{|B|} + 2\pi \int_0^\rho \frac{\rho'}{q(\rho')} d\rho' \\ \hat{\lambda} &\equiv B_0 \lambda = \frac{B_0}{2|B|} \left(1 - \frac{v_\parallel^2}{w}\right) \\ \text{with } \rho &\equiv \frac{r}{a} \quad ; \quad |B| \simeq B_0 \left(1 - \frac{a}{R_0} \rho \cos \theta\right)\end{aligned}\tag{58}$$

We have

$$\begin{aligned}\hat{P}_{\phi 0}^\alpha &= \hat{P}_\phi^\alpha |_{v_\parallel \rightarrow 0} = 2\pi \int_0^{\rho_{\alpha 0}} \frac{\rho'}{q(\rho')} d\rho' = \hat{\psi}(\rho_{\alpha 0}) \quad ; \quad \alpha = (e, i) \\ \hat{\lambda}_0^\alpha &= \hat{\lambda}^\alpha |_{v_\parallel \rightarrow 0} = \frac{B_0}{2|B|} \simeq \frac{1}{2} \left(1 + \frac{a}{R_0} \rho_{\alpha 0} \cos \theta_{\alpha 0}\right) \quad ; \quad \alpha = (e, i)\end{aligned}\tag{59}$$

where (ρ_{e0}, θ_{e0}) and (ρ_{i0}, θ_{i0}) are solutions of the equations (see the footnote [26])

$$\begin{cases} X_e^1(r, \theta) = g_\parallel^{e(3)} + \bar{g}_\parallel^{e(3)} = \mathcal{O}(\epsilon) \\ X_e^2(r, \theta) = \bar{g}_\parallel^{e(5)} = \mathcal{O}(\epsilon) \end{cases} \quad ; \quad \begin{cases} X_i^1(r, \theta) = g_\parallel^{i(3)} + \bar{g}_\parallel^{i(3)} = \mathcal{O}(\epsilon) \\ r_{i0} \in \{r \mid x_i^{(1)}(r, \theta) = \mathcal{O}(\epsilon)\} \end{cases}\tag{60}$$

with the drift parameter ϵ of the order $\epsilon \simeq 10^{-3}$ [11]. As an example of calculation, we choose the following values of the parameters: $B_0 = 3.45 \text{ Tesla}$, $R_0 = 2,96 \text{ m}$ and $a = 1,25 \text{ m}$. In this case, the systems (60) admits the solutions

$$\begin{cases} (\rho_{e0}, \theta_{e0}) = (0.2376, 1.0562) \\ X_e^1 = X_e^2 = 2.0367 \times 10^{-4} \sim \mathcal{O}(\epsilon) \end{cases} \quad ; \quad \begin{cases} (\rho_{i0}, \theta_{i0}) = (0.5079, 2.8137) \\ X_i^1 = 0 \end{cases}\tag{61}$$

Fig. (7) illustrates the surfaces of the electron forces X_e^1 and X_e^2 . The intersection line corresponds to the values of (ρ, θ) such that $X_e^1 = X_e^2$. Fig. (8) shows the curve $\rho = \rho(\theta)$ where the ion thermodynamic force X_i^1 vanishes. The values of parameters $P_{\phi 0}^\alpha$ and λ_0^α are easily estimated from Eqs (59)

$$(\hat{P}_{\phi 0}^e, \hat{\lambda}_0^e) = (0.1651, 0.5246) \quad ; \quad (\hat{P}_{\phi 0}^i, \hat{\lambda}_0^i) = (0.5499, 0.3984)\tag{62}$$

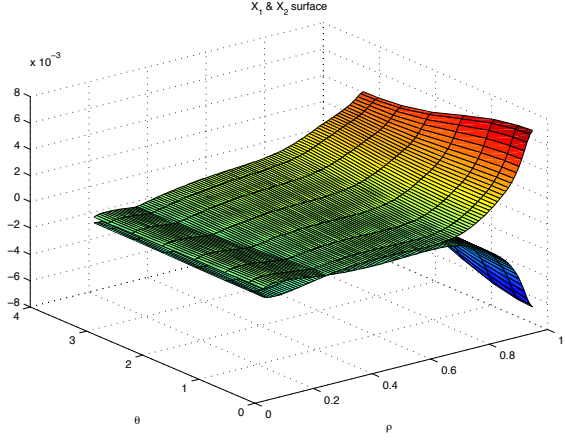


FIG. 7: The electron thermodynamic forces X_e^1 and X_e^2 . The intersection line corresponds to the values (ρ, θ) for which $X_e^1 = X_e^2$. The first system of equations in Eqs (60), is satisfied in the narrow region around to the values $(\rho_{e0}, \theta_{e0}) = (0.2376, 1.0562)$.

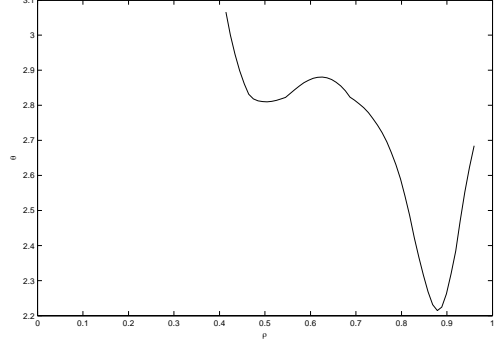


FIG. 8: Locus of the points (r, θ) where $X_i^1 = 0$. As an example of calculation, we choose the point $(\rho_{i0}, \theta_{i0}) = (0.5079, 2.8137)$ of this curve.

The parameters $\Delta P_\phi, \Delta \lambda_0, \Delta \lambda_1$ can be obtained from the relations

$$\begin{aligned} \left(\frac{\partial X_e^1}{\partial \rho} \bigg|_{\rho_{e0}, \theta_{e0}}, \frac{\partial X_e^1}{\partial \theta} \bigg|_{\rho_{e0}, \theta_{e0}} \right) &= (0.0039, 1.5957 \times 10^{-4}) \\ \left(\frac{\partial X_e^2}{\partial \rho} \bigg|_{\rho_{e0}, \theta_{e0}}, \frac{\partial X_e^2}{\partial \theta} \bigg|_{\rho_{e0}, \theta_{e0}} \right) &= (-0.0028, -7.3501 \times 10^{-5}) \\ \left(\frac{\partial X_i^1}{\partial \rho} \bigg|_{\rho_{i0}, \theta_{i0}}, \frac{\partial X_i^1}{\partial \theta} \bigg|_{\rho_{i0}, \theta_{i0}} \right) &= (6.6596 \times 10^{-4}, \mathcal{O}(\epsilon^2)) \end{aligned} \quad (63)$$

By the chain rule for derivatives, we find

$$\begin{aligned} \xi_1 &\simeq -3.9304 \times 10^{-3} \Delta \tilde{P}_\phi^e \\ \xi_2 &\simeq 3.3571 \times 10^{-3} \Delta \tilde{\lambda}^e \end{aligned} \quad (64)$$

From which we obtain

$$\begin{aligned} \Delta \hat{P}_\phi^e &= 182.278 \quad ; \quad \Delta \hat{\lambda}_0^e \rightarrow \infty \quad ; \quad \Delta \hat{\lambda}_1^e = 581.268 \\ (\Delta \hat{P}_\phi^e)^{-2} &\sim \mathcal{O}(\epsilon^2) \quad ; \quad \Delta \hat{\lambda}_0^i \rightarrow \infty \quad ; \quad \Delta \hat{\lambda}_1^i = 286.236 \end{aligned} \quad (65)$$

Hence, the electron and ion density distribution functions finally read

$$\begin{aligned}\mathcal{F}^{eR} &\propto \exp\left[-\left(\frac{\hat{w} - 0.3155}{0.2385}\right)^2 - \left(\frac{\hat{P} - 0.1651}{182.278}\right)^2 - \left(\frac{\hat{\lambda} - 0.5246}{581.268}\right)^2\right] |\mathcal{J}| \\ \mathcal{F}^{iR} &\propto \exp\left[-\left(\frac{10^3 \times \hat{w} - 0.1983}{0.1057}\right)^2 - \left(\frac{\hat{\lambda} - 0.3984}{286.236}\right)^2\right] |\mathcal{J}|\end{aligned}\quad (66)$$

where the dimensionless variable $\hat{w} \equiv w/v_{the}^2$, with v_{the} computed at the center of the tokamak, has been introduced.

By summarizing, the reference density distribution function \mathcal{F}^R , given by Eq. (14), identifies with the reference DDF estimated by the neoclassical theory for collisional tokamak-plasmas in the Onsager region when the free parameters in Eq. (14) take the values given by Eqs. (52). In coordinates \hat{w} , \hat{P}_ϕ and $\hat{\lambda}$ (and ψ), the expressions of the reference DDFs are given by Eq. (66). Notice that in this case $c_2^{(1)} = 0$ ($\Delta\hat{\lambda}_0^\alpha \rightarrow \infty$) and the presence of the parameter $c_2^{(0)}$ (or of the parameter $\Delta\hat{\lambda}_1^\alpha$) is crucial.

V. CONCLUSIONS

Using statistical thermodynamics approach we have derived the general expression of the density distribution function \mathcal{F}^R for the case of a thermodynamic system out of equilibrium, subject to three thermodynamic forces. The local equilibrium is fixed by imposing the following conditions :

- i) The minimum entropy production condition on the two Prigogine's fluctuations α_1 and α_2 ;
- ii) The maximum entropy principle on the variable w , for $\alpha_1 = \alpha_2 = 0$
- iii) The scale invariance of the restrictions used in the maximization of the entropy;
- iv) A new mathematical ansatz, used in selecting a minimal number of restrictions and implicitly free parameters.

From this ansatz results a singularity of the DDF that has immediate physical interpretation in terms of the intermittency in turbulent plasmas.

The derived DDF, \mathcal{F}^R , is more general than that currently used for fitting the numerical steady-state solution obtained by simulating ICRH plasmas and for describing various scenarios of tokamak plasmas. The adopted procedure can be generalized for systems subject

to an arbitrary number of thermodynamic forces. By kinetic theory, we have linked, and then fixed, the seven free parameters entering in \mathcal{F}^R with the external energy sources and the (internal) entropy production source strength. To be more concrete, we have analyzed the case of, fully ionized, magnetically confined plasmas.

This work gives several perspectives. Through the thermodynamical field theory (TFT) [6] it is possible to estimate the DDF when the nonlinear contributions cannot be neglected [21]. The next task should be to establish the relation between the reference DDF herein derived with the one found by the TFT. The solution of this difficult problem will contribute to provide a link between a microscopic description and a macroscopic approach (TFT). Another problem to be solved is the possibility to improve the numerical fit by adding new free parameters according to the principles exposed in this work.

VI. ACKNOWLEDGMENTS

One of us (G. Sonnino), is very grateful to Prof. M.Malek Mansour, of the Université Libre de Bruxelles, for his scientific suggestions and for his help in the development of this work.

Appendix A: A Source Model for Tokamak-plasmas heated by (ICRH)

Let us now re-consider the case mentioned in Section (III): a low concentration of ions ${}^3\text{He}$ colliding with a thermal background plasma, composed by Deuterium and electrons and heated by ICRH. In the velocity space, the long term evolution of the distribution function for the high frequency heated ions, is governed by Eq. (29) [18], (see the footnote [27])

$$\frac{\partial \mathcal{F}^m(\mathbf{y}, t)}{\partial t} = -\nabla \cdot \sum_{\alpha=e,i} \bar{\mathbf{S}}_c^{m\alpha}(\mathcal{F}^m) - \nabla \cdot \bar{\mathbf{S}}_W^m(\mathcal{F}^m) \quad (\text{A1})$$

$\bar{\mathbf{S}}_c^{m\alpha}$ and the simplified quasi-linear term, $\bar{\mathbf{S}}_W^m$, can be written as [18], [19]

$$\begin{aligned} \bar{\mathbf{S}}_c^{m\alpha}(\mathcal{F}^m) &= -[\nabla \cdot (\bar{\bar{\mathbf{D}}}_c^{m\alpha(2)} \mathcal{F}^m)]^T + \bar{\mathbf{D}}_c^{m\alpha(1)} \mathcal{F}^m \\ \bar{\mathbf{S}}_W^m(\mathcal{F}^m) &= -[\nabla \cdot (\bar{\bar{\mathbf{D}}}_W^{m(2)} \mathcal{F}^m)]^T + \bar{\mathbf{D}}_W^{m(1)} \mathcal{F}^m \end{aligned} \quad (\text{A2})$$

with T denoting the *transpose operation*. We introduce the following dimensionless coordinates, \hat{w} and $\hat{\lambda}$

$$\begin{aligned}\hat{w} &= \frac{w}{v_{the}^2} & \text{where } v_{th\alpha} &= \sqrt{\frac{2T_\alpha}{m_\alpha}} & \alpha &= (e, i) \\ \hat{\lambda} &= B_0\lambda\end{aligned}\tag{A3}$$

where w is the kinetic energy per unit mass and λ defined in Eqs (8)]. In these coordinates, the matrices $\bar{\bar{\mathbf{D}}}_c^{m\alpha(2)}$, $\bar{\bar{\mathbf{D}}}_W^{m(2)}$, $\bar{\mathbf{D}}_c^{m\alpha(1)}$ and $\bar{\mathbf{D}}_W^{m(1)}$ can be cast into the form

$$\begin{aligned}\bar{\bar{\mathbf{D}}}_c^{me(2)} &= \begin{pmatrix} D_{cww}^{me(2)} & 0 \\ 0 & D_{c\lambda\lambda}^{me(2)} \end{pmatrix} ; & \bar{\bar{\mathbf{D}}}_c^{mi(2)} &= \begin{pmatrix} D_{cww}^{mi(2)} & 0 \\ 0 & D_{c\lambda\lambda}^{mi(2)} \end{pmatrix} \\ \bar{\mathbf{D}}_c^{me(1)} &= \begin{pmatrix} D_{cw}^{me(1)} + \frac{2}{v_{the}\sqrt{\hat{w}}} D_{cww}^{me(2)} + \frac{2\sqrt{\hat{w}}}{v_{the}} \frac{dD_{cww}^{me(2)}}{d\hat{w}} & \\ \frac{1}{v_{the}} \sqrt{\frac{1-2|\hat{B}|\hat{\lambda}}{2|\hat{B}|\hat{\lambda}\hat{w}}} D_{c\lambda\lambda}^{me(2)} & \end{pmatrix} \\ \bar{\mathbf{D}}_c^{mi(1)} &= \begin{pmatrix} D_{cw}^{mi(1)} + \frac{2}{v_{the}\sqrt{\hat{w}}} D_{cww}^{mi(2)} + \frac{2\sqrt{\hat{w}}}{v_{the}} \frac{dD_{cww}^{mi(2)}}{d\hat{w}} & \\ \frac{1}{v_{the}} \sqrt{\frac{1-2|\hat{B}|\hat{\lambda}}{2|\hat{B}|\hat{\lambda}\hat{w}}} D_{c\lambda\lambda}^{mi(2)} & \end{pmatrix}\end{aligned}\tag{A4}$$

with $|\hat{B}| \equiv |B|/B_0$, and

$$\begin{aligned}\bar{\bar{\mathbf{D}}}_W^{m(2)} &= \begin{pmatrix} D_{Www}^{m(2)} & D_{Ww\lambda}^{m(2)} \\ D_{W\lambda w}^{m(2)} & D_{W\lambda\lambda}^{m(2)} \end{pmatrix} \\ \bar{\mathbf{D}}_W^{m(1)} &= \begin{pmatrix} \frac{2}{v_{the}\sqrt{\hat{w}}} D_{Www}^{m(2)} + \frac{2\sqrt{\hat{w}}}{v_{the}} \frac{dD_{Www}^{m(2)}}{d\hat{w}} + \frac{1}{v_{the}} \sqrt{\frac{1-2|\hat{B}|\hat{\lambda}}{2|\hat{B}|\hat{\lambda}\hat{w}}} D_{Ww\lambda}^{m(2)} + \frac{1}{v_{the}} \sqrt{\frac{2\hat{\lambda}(1-2|\hat{B}|\hat{\lambda})}{|\hat{B}|\hat{w}}} \frac{dD_{Ww\lambda}^{m(2)}}{d\hat{\lambda}} \\ \frac{2}{v_{the}\sqrt{\hat{w}}} D_{W\lambda w}^{m(2)} + \frac{2\sqrt{\hat{w}}}{v_{the}} \frac{dD_{W\lambda w}^{m(2)}}{d\hat{w}} + \frac{1}{v_{the}} \sqrt{\frac{1-2|\hat{B}|\hat{\lambda}}{2|\hat{B}|\hat{\lambda}\hat{w}}} D_{W\lambda\lambda}^{m(2)} + \frac{1}{v_{the}} \sqrt{\frac{2\hat{\lambda}(1-2|\hat{B}|\hat{\lambda})}{|\hat{B}|\hat{w}}} \frac{dD_{W\lambda\lambda}^{m(2)}}{d\hat{\lambda}} \end{pmatrix}\end{aligned}\tag{A5}$$

Notice that in Eqs (A4) and (A5), extra terms appear in the components of the drift vectors. However, the nature of these additional terms is *purely geometrical* and they come from the conversion of the balance equation, Eq. (A1), into the Fokker-Planck equation re-written in the standard way. The expressions of the collisional electron and ion coefficients are [18],

[19]

$$\begin{aligned}
D_{cww}^{me(2)} &= \frac{\Gamma^{me}}{2v_{the}\sqrt{\hat{w}}} \left(\frac{\text{erf}(\sqrt{\hat{w}}) - \sqrt{\hat{w}} \text{erf}'(\sqrt{\hat{w}})}{\hat{w}} \right) \\
D_{c\lambda\lambda}^{me(2)} &= \frac{\Gamma^{me}}{4v_{the}\sqrt{\hat{w}}} \left(\left(2 - \frac{1}{\hat{w}}\right) \text{erf}(\sqrt{\hat{w}}) + \frac{\text{erf}'(\hat{w})}{\sqrt{\hat{w}}} \right) \\
D_{cw}^{me(1)} &= -\frac{\Gamma^{me}}{v_{the}^2} \frac{m_i}{m_e} \frac{[\text{erf}(\sqrt{\hat{w}}) - \sqrt{\hat{w}} \text{erf}'(\sqrt{\hat{w}})]}{\hat{w}} \quad \text{where} \\
\Gamma^{m\alpha} &= \frac{4\sqrt{2\pi} n_\alpha e^4 Z_m^2 Z_\alpha^2 \ln \Lambda_{m\alpha}}{3 m_m^2} \quad ; \quad \Lambda_{m\alpha} = \frac{3(T_m + T_\alpha) \lambda_{Dm\alpha}}{2Z_m Z_\alpha e^2} \\
\lambda_{Dm\alpha} &= \left(\frac{T_m T_\alpha (Z_m + Z_\alpha)}{4\pi Z_m Z_\alpha e^2 (n_m T_m + n_\alpha T_\alpha)} \right)^{1/2}
\end{aligned} \tag{A6}$$

and

$$\begin{aligned}
D_{cww}^{mi(2)} &= \frac{\Gamma^{mi}}{2v_{the}\sqrt{\hat{w}}} \left(\frac{\text{erf}(\sqrt{\kappa\hat{w}}) - \sqrt{\kappa\hat{w}} \text{erf}'(\sqrt{\kappa\hat{w}})}{\kappa\hat{w}} \right) \\
D_{c\lambda\lambda}^{mi(2)} &= \frac{\Gamma^{mi}}{4v_{the}\sqrt{\hat{w}}} \left(\left(2 - \frac{1}{\kappa\hat{w}}\right) \text{erf}(\sqrt{\kappa\hat{w}}) + \frac{\text{erf}'(\sqrt{\kappa\hat{w}})}{\sqrt{\kappa\hat{w}}} \right) \\
D_{cw}^{mi(1)} &= -\frac{\Gamma^{mi}}{v_{the}^2} \frac{(\text{erf}(\sqrt{\kappa\hat{w}}) - \sqrt{\kappa\hat{w}} \text{erf}'(\sqrt{\kappa\hat{w}}))}{\hat{w}} \quad ; \quad \text{where} \quad \kappa \equiv \frac{v_{the}^2}{v_{thi}^2}
\end{aligned} \tag{A7}$$

respectively. Notice that, the quantities in Eqs (A6), are expressed in the *CGS Gaussian units*. $\text{erf}(x)$ and $\text{erf}'(x)$ denote the *error function* and the *derivative* of the error function with respect to its argument, respectively. The expressions of the diffusion coefficients for the resonant wave particle interactions are [18], [19]

$$\begin{aligned}
D_{Www}^{m(2)} &= 2 | \hat{B} | \hat{\lambda} D_{\perp\perp}^m \\
D_{Ww\lambda}^{m(2)} &= D_{W\lambda w}^{m(2)} = \sqrt{(2 | \hat{B} | \hat{\lambda})(1 - 2 | \hat{B} | \hat{\lambda})} D_{\perp\perp}^m \\
D_{W\lambda\lambda}^{m(2)} &= (1 - 2 | \hat{B} | \hat{\lambda}) D_{\perp\perp}^m \\
D_{\perp\perp}^m &= D_0^m J_p^2(\xi_m \sqrt{2 | \hat{B} | \hat{\lambda} \hat{w}}) \quad \text{with} \\
\xi_m &= \frac{v_{the} \kappa_\perp}{\Omega_{cm}} \quad ; \quad \Omega_{cm} = \frac{Z_m e B_0}{m_m c} \quad ; \quad P_{abs}^{lin} \simeq 10 \div 80 \text{ Watt/cm}^3 \\
D_0^m &= \frac{P_{abs}^{lin}}{4m_m n_m \int_0^\infty x^3 J_p^2(\xi_m x) \exp(-x^2) dx}
\end{aligned} \tag{A8}$$

Here, $J_p(x)$ indicates the Bessel functions of the first kind. e and c are the absolute value of the charge of the electron and the speed of light, respectively. From Eqs (A4)-(A8) we obtain the expressions of the *total matrix diffusion coefficients* and the *total drift vector*

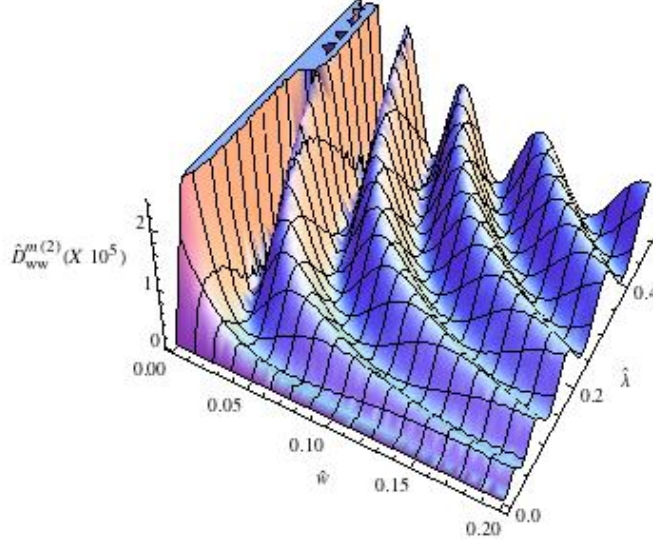


FIG. 9: Dimensionless diffusion component $\hat{D}_{ww}^{m(2)}$ versus the normalized, dimensionless variables \hat{w} and $\hat{\lambda}$. The dimensionless diffusion coefficients are defined as $\hat{D}_{ij}^{m(2)} \equiv D_{ij}^{m(2)} v_{the} / \Gamma^{me}$.

coefficients

$$\begin{aligned} \bar{\mathbf{D}}^{m(2)} &= \bar{\mathbf{D}}_c^{me(2)} + \bar{\mathbf{D}}_c^{mi(2)} + \bar{\mathbf{D}}_W^{m(2)} = \begin{pmatrix} D_{ww}^{m(2)} & D_{w\lambda}^{m(2)} \\ D_{w\lambda}^{m(2)} & D_{\lambda\lambda}^{m(2)} \end{pmatrix} \\ \bar{\mathbf{D}}^{m(1)} &= \bar{\mathbf{D}}_c^{me(1)} + \bar{\mathbf{D}}_c^{mi(1)} + \bar{\mathbf{D}}_W^{m(1)} = \begin{pmatrix} D_w^{m(1)} \\ D_\lambda^{m(1)} \end{pmatrix} \end{aligned} \quad (\text{A9})$$

In the zero orbit width limit, the steady state DDF of the Fokker-Planck equation, with the diffusion and drift coefficients given by Eqs (A9), may be fitted by the profile

$$\mathcal{F}^m \propto \left(\frac{w}{\Theta}\right)^{-3/4} \exp\left[-\left(\frac{P - P_\phi}{\Delta P_\phi}\right)^2\right] \exp\left(-\frac{w}{\Theta}\right) \delta(\lambda - \lambda_0) |\mathcal{J}| \quad (\text{A10})$$

with $\delta(\lambda - \lambda_0)$ indicating the Dirac function. Figs (9), (10) and (11), report on the graphics of the dimensionless elements of the total diffusion matrix, $\hat{D}_{ww}^{m(2)}$, $\hat{D}_{w\lambda}^{m(2)} = \hat{D}_{\lambda w}^{m(2)}$ and $\hat{D}_{\lambda\lambda}^{m(2)}$ [see the first equation in Eqs (A9)], versus \hat{w} and $\hat{\lambda}$, respectively. The dimensionless diffusion coefficients are defined as $\hat{D}_{ij}^{m(2)} \equiv D_{ij}^{m(2)} v_{the} / \Gamma^{me}$.

Figs (12)-(13) report on the dimensionless components of the total drift coefficients [see the second equation in Eqs (A9)], defined as $\hat{D}_i^{m(1)} \equiv D_i^{m(1)} v_{the}^2 / \Gamma^{me}$, against \hat{w} and $\hat{\lambda}$.

These pictures have been obtained by considering only the fundamental cyclotron heating, $p = 0$, (minority heating) and by setting $\kappa_\perp \simeq \rho_{Lm}^{-1}$ (with ρ_{Lm} denoting the *Larmor gyroradius*). Moreover, as an example of calculation, we chose the following values of the tokamak

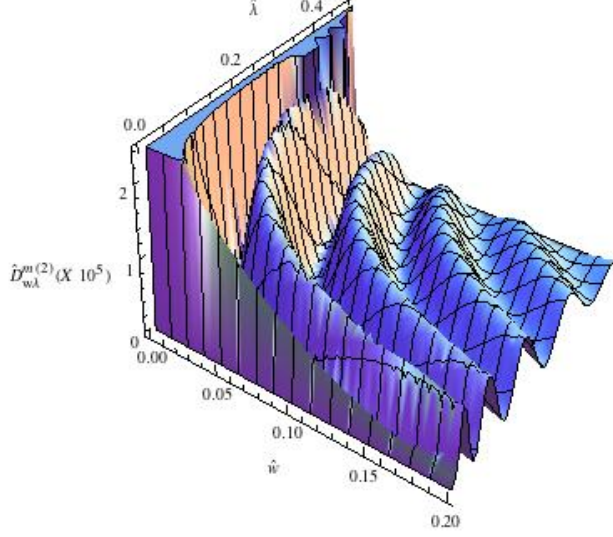


FIG. 10: Dimensionless diffusion component $\hat{D}_{w\lambda}^{m(2)}$ versus \hat{w} and $\hat{\lambda}$. The matrix of the diffusion coefficients is symmetric: $\hat{D}_{w\lambda}^{m(2)} = \hat{D}_{\lambda w}^{m(2)}$.

parameters: $B_0 = 3.45 \text{ Tesla}$, $R_0 = 2,96 \text{ m}$ and $a = 1,25 \text{ m}$. Moreover, $P_{abs}^{lin} = 50 \text{ Watt/cm}^3$ and $n_m = 2.5\% n_i$, respectively and, as an example of calculation, the fields have been estimated at the center of the tokamak. Notice that in our case, the charge number and the ion mass are $Z_\alpha = 1$ and $m_i = m_D = 2m_H$ for the background, and $Z_m = Z_{3He} = 2$ and $m_m = m_{3He} \simeq 3m_H$ (with m_H indicating the mass of proton) for the minority, respectively.

Appendix B: The Physical Justification of the Gamma Distribution Function

In order to justify the w dependence of $\mathcal{P}(w)$ we will use the principle of maximal entropy with suitable chosen restrictions obtained from scale invariance and a new mathematical ansatz. We denote by $S[\rho(.)]$ the entropy functional of a given probability density function $\rho(w)$:

$$S[\rho(.)] = - \int_0^\infty \rho(w) \log(\rho(w)) dw \quad (\text{B1})$$

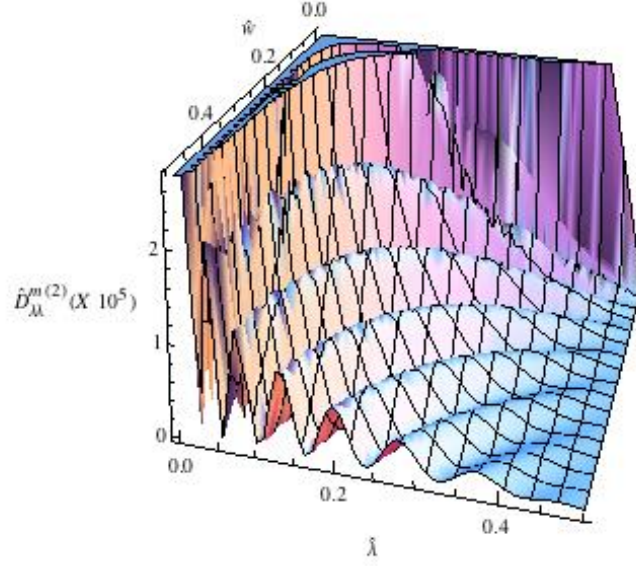


FIG. 11: Dimensionless diffusion component $\hat{D}_{\lambda\lambda}^{m(2)}$ versus \hat{w} and $\hat{\lambda}$.

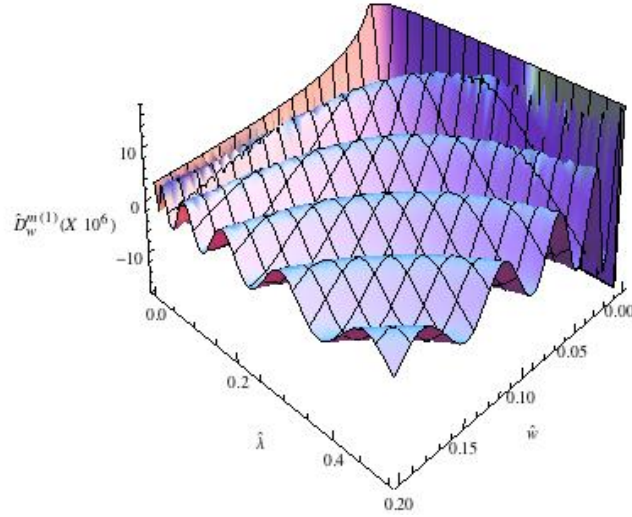


FIG. 12: Plot of the first dimensionless component of the total drift vector, $\hat{D}_w^{m(1)}$, versus \hat{w} and $\hat{\lambda}$.

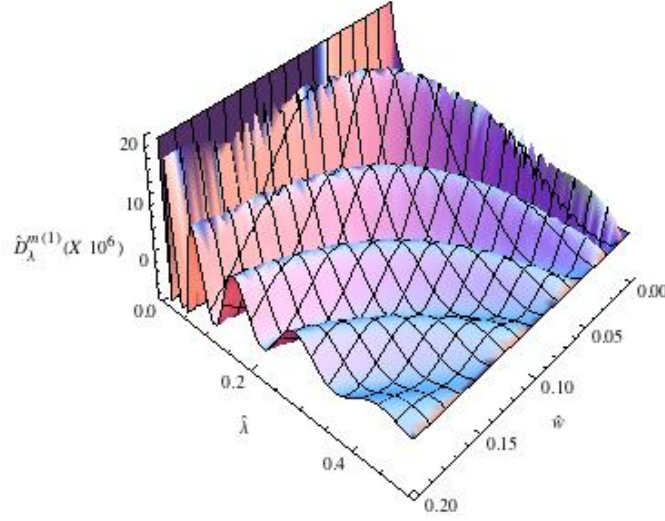


FIG. 13: Plot of the second dimensionless component of the total drift vector, $\hat{D}_\lambda^{m(1)}$, versus \hat{w} and $\hat{\lambda}$.

The maximum entropy principle will be applied by imposing a set of restrictions:

$$\int_0^\infty \rho(w) dw = 1 \quad (\text{B2})$$

$$\int_0^\infty w \rho(w) dw = E(w) = \mu_1 \quad (\text{B3})$$

$$\int_0^\infty \log(w) \rho(w) dw = E(\log(w)) = \nu \quad (\text{B4})$$

The naturalness of the restriction given by Eq. (B3) is clear: we observe that $\mu_1 = T/m$ where T is the temperature. Concerning the naturalness of the choice of restriction (B4), we remark that all of the previous restrictions belongs to a class that is invariant under scaling. More generally, for a restriction of the form $E(w^\alpha) = \mu_\alpha$, respectively for $E(\log(w)) = \nu$, the effect scaling $w = kw'$ is $E(w'^\alpha) = \mu'_\alpha = \mu_\alpha k^{-\alpha}$, respectively for $E(\log(w')) = \nu' = \nu - \log(k)$. The problem why the PDF obtained by the one of the possible simplest choice from the more general set of restrictions

$$E(w^{\alpha_k}) = \mu_k ; \quad \text{with} \quad \mu_0 \equiv 1; \alpha_0 = 0; \alpha_1 = 1; k = 0, 1, 2, \dots, \quad (\text{B5})$$

$$E(\log(w)) = \nu \quad (\text{B6})$$

deserves further study. A partial answer is given by simplicity and extremality reasons. Observe first that the restriction (B6) can be seen as a limiting case of (B5). Indeed,

suppose that we have for some fixed $k : \alpha_k = \varepsilon \ll 1$

$$E(w^\varepsilon) = \mu_k \quad (\text{B7})$$

From (B2) and (B7) results

$$E\left(\frac{w^\varepsilon - w^0}{\varepsilon}\right) = \frac{\mu_k - 1}{\varepsilon} \quad (\text{B8})$$

When the support of the PDF $\rho(w)$ is concentrated mainly on the domain when $|\log(w)|$ is not too large, then we can approximate: $(w^\varepsilon - w^0)/\varepsilon \cong \log(w)$, so the Eq.(B8) is reduced to Eq.(B4). So, the restriction of the type (B4) can be seen as the an extreme case. It is easily checked that applying the maximal entropy principle from B6 results $\rho(w) \underset{w \rightarrow 0}{\asymp} \text{const } w^{\gamma-1}$ for some $\gamma > 0$. Notice that when $\gamma < 1$, the singularity of our DDF is related to the *intermittency* shown by real physical DDFs [22], with time and ensemble average are provided by our DDF. On the other hand, it is easily checked that in the case of restrictions, B5 after applying the maximal entropy principle, we obtain $\rho(w) \underset{w \rightarrow \infty}{\asymp} c_1 \exp(-c_2 w^m)$ for some $c_1, c_2 > 0$, where $m = \max\{\alpha_1, \dots, \alpha_n\}$. But $m > 1$ give a much faster decay compared to Maxwell distribution, so we obtain $m < 1$. *Consequently, we use the minimal ansatz given by Eqs (B2)-(B4), for the selection of the restrictions.* From this reason of extremality of the restriction Eq.(B4) and motivated by the minimality assumptions, we will explore the consequences of the minimal and extremal model given by Eqs (B2)-(B4). In order to find the distribution function $\rho(w)$ that maximizes the entropy (B1), with restrictions (B2)-(B4) we use the Lagrange multiplier method. The result is the gamma distribution function, given by [16]

$$\rho(w) = \frac{\Theta}{\Gamma(\gamma)} (w/\Theta)^{\gamma-1} \exp(-w/\Theta) \quad (\text{B9})$$

where $\Gamma(\gamma)$ is the Euler gamma function. The relation between the parameters γ , Θ and $\mu_1 = T/m$, ν is given by

$$E(w) = T/m = \gamma\Theta \quad (\text{B10})$$

$$E(\log(w)) = \nu = \Psi(\gamma) + \log(\Theta) \quad (\text{B11})$$

where $\Psi(\gamma)$ is the digamma function. Due to the very special mathematical peculiarity in the ansatz Eqs (B2)-(B4), the resulting PDF is expected to have also some special properties. Indeed, the gamma distribution is *infinitely divisible and stable* : if the PDF of independent

random variables X_1, \dots, X_n is a gamma distribution with the same scale parameter and shape parameters $\gamma_1, \dots, \gamma_n$, then PDF of the random variable $\sum_{k=1}^n X_k$ is again a gamma distribution with the same scale parameter and with shape parameter $\sum_{k=1}^n \gamma_k$. We are convinced that the physical interpretation of the infinite divisibility property is a challenging problem.

-
- [1] R. Balescu, 1977 *Statistical Dynamics. Matter out of Equilibrium*, Imperial College Press, Printed in Singapore by Uto-print.
 - [2] G. Sonnino, G. Steinbrecher, A. Cardinali, A. Sonnino and M. Tlidi *Phys.Rev. E*, **87**, 014104, (2013).
 - [3] I. Prigogine (1947), *Etude Thermodynamique des Phénomènes Irréversibles*, Thèse d'Aggrégation de l'Enseignement Supérieur de l'Université Libre de Bruxelles (U.L.B.).
 - [4] I. Prigogine, 1954 *Thermodynamics of Irreversible processes*, (John Wiley & Sons).
 - [5] S.R. De Groot and P. Mazur, 1984 *Non-Equilibrium Thermodynamics*, Dover Publications, Inc., New York.
 - [6] G. Sonnino *Phys.Rev. E*, **79**, 051126, (2009).
 - [7] M. Brambilla and R. Bilato, *Nucl. Fusion*, **49**, 085004 (2009).
 - [8] A. Cardinali *et al.*, *23rd IAEA Fusion Energy Conference*, (2010).
 - [9] A. Pizzuto *et al.*, *Nucl. Fusion*, **50**, 95005, (2010).
 - [10] F. Zonca and L. Chen, *Phys. Plasmas*, **7**, 4600, (2000).
 - [11] R. Balescu, 1988 *Transport Processes in Plasmas. Vol 2. Neoclassical Transport*, Elsevier Science Publishers B.V., Amsterdam, North-Holland.
 - [12] R. Balescu, 1988 *Transport Processes in Plasmas. Vol 1. Classical Transport*, Elsevier Science Publishers B.V., Amsterdam, North-Holland.
 - [13] Y. Park, Sung, K. Bera, Anil, *Journal of Econometrics* (Elsevier), 219 (2009). Retrieved (2011).
 - [14] A. Papoulis and S.U. Pillai, 2002 *Probability, Random Variables and Stochastic Processes*, Mac Graw Hill, Fourth edition.
 - [15] C. W. Gardiner, 2004 *Handbook of Stochastic Methods: for Physics, Chemistry and the Natural Sciences*, Third edition Springer Verlag, Berlin, Heidelberg, New York.

- [16] G. Sonnino, G. Steinbrecher, A. Cardinali, A. Sonnino and M. Tlidi *Phys.Rev. E*, **87**, 014104, (2013).
- [17] G. Sonnino, *Contributions To Plasma Physics* (CPP), **51**, 798 (2011).
- [18] M. Brambilla, *Nuclear Fusion*, **34**, No.8, 1121 (1994).
- [19] A. Cardinali, S. Briguglio and G. Calabrò, *et Al.*, *Nuclear Fusion*, **49**, 095020 (2009).
- [20] G. Sonnino and P. Peeters *Physics of Plasmas* **15**, 062309/1-062309/23 (2008).
- [21] G. Sonnino, *The European Physical Journal D* (EPJD), **62**, Issue 1, 81, (2011).
- [22] S. Aumaitre, F. Petrelis, K. Mallick, *Phys. Rev.Lett.* **95**, Issue 6, 064101, (2005).
- [23] We recall that, by definition, the degrees of advancement variables ζ_j satisfy the condition $\lim_{\zeta_j \rightarrow \zeta_j^0} \xi_i = 0$ [3].
- [24] Note that in the limit $\hat{\eta} \equiv r/R_0 \ll 1$, the ratio between the poloidal component and the toroidal component of the magnetic field strength is independent of the poloidal angle θ (at the first approximation in $\hat{\eta}$).
- [25] In our calculations, we shall assume that, other than v_{\parallel} , also dv_{\parallel} is close to 0.
- [26] At the values $X_e^1 = X_e^2 = 0$ and $X_i^1 = 0$, \mathcal{F}_{α}^R exactly coincides with a gamma distribution function. Since the entropy productions, Eqs (37), have been estimated by truncating the expressions at the second order in the drift parameters ϵ [12], for coherence, Eqs (60) and (61) should also be solved up to the second order in ϵ . We are then imposing the conditions for which \mathcal{F}_{α}^R approximates the gamma distribution function up to ϵ^2 .
- [27] Here, we shall limit ourselves to analyze the so-called *simplified, quasi-linear, Fokker Planck equation* (QLFPE) where it is taken into account only the contribution due to the perpendicular component of the electric field, E_{\perp}^+ , which is concordant to the direction of rotation of the minority [18]. Eq. (A1) neglects then the contributions due to the perpendicular component of the electric field, E_{\perp}^- , which is discordant to the direction of rotation of the minority, and the one due to the parallel component of the electric field, E_{\parallel} .