

Stable determination of an inclusion in an elastic body by boundary measurements ^{*}

Giovanni Alessandrini[†], Michele Di Cristo[‡],
Antonino Morassi[§] and Edi Rosset[¶]

Abstract

We consider the inverse problem of identifying an unknown inclusion contained in an elastic body by the Dirichlet-to-Neumann map. The body is made by linearly elastic, homogeneous and isotropic material. The Lamé moduli of the inclusion are constant and different from those of the surrounding material. Under mild a-priori regularity assumptions on the unknown defect, we establish a logarithmic stability estimate. Main tools are propagation of smallness arguments based on three-spheres inequality for solutions to the Lamé system and a refined asymptotic analysis of the fundamental solution of the Lamé system in presence of an inclusion which shows surprising features.

1 Introduction

This paper deals with the inverse problem of determining an elastic inclusion D contained in an elastic body Ω by measuring displacements and tractions

^{*}The first and the fourth authors are supported by Università degli Studi di Trieste FRA 2012 ‘Problemi Inversi’, the second author is supported by MIUR, PRIN grant no. 2008ZPC95C.002, the third author is partially supported by the Carlos III University of Madrid-Banco de Santander Chairs of Excellence Programme for the 2013-2014 Academic Year.

[†]Dipartimento di Matematica e Geoscienze, Università degli Studi di Trieste, via Valerio 12/1, 34127 Trieste, Italy. E-mail: alessang@units.it

[‡]Dipartimento di Matematica Francesco Brioschi, Politecnico di Milano, Piazza Leonardo da Vinci 32, 20133 Milano, Italy. E-mail: michele.dicristo@polimi.it

[§]Dipartimento di Ingegneria Civile e Architettura, Università degli Studi di Udine, via Cotonificio 114, 33100 Udine, Italy. E-mail: antonino.morassi@uniud.it

[¶]Dipartimento di Matematica e Geoscienze, Università degli Studi di Trieste, via Valerio 12/1, 34127 Trieste, Italy. E-mail: rossedi@univ.trieste.it

at the boundary $\partial\Omega$. More precisely, let Ω be a bounded domain in \mathbb{R}^3 and let D be an open set contained in Ω . Assume that both the body Ω and the inclusion D are made by different homogeneous, isotropic, elastic materials, with Lamé moduli μ, λ and μ^I, λ^I , respectively, satisfying the strong convexity conditions $\mu > 0, 2\mu + 3\lambda > 0, \mu^I > 0, 2\mu^I + 3\lambda^I > 0$. For a given $g \in H^{\frac{1}{2}}(\partial\Omega)$, consider the weak solution $u \in H^1(\Omega)$ to the Dirichlet problem

$$\begin{cases} \operatorname{div}((\mathbb{C} + (\mathbb{C}^I - \mathbb{C})\chi_D)\nabla u) = 0, & \text{in } \Omega, & (1.1) \\ u = g, & \text{on } \partial\Omega, & (1.2) \end{cases}$$

where \mathbb{C}, \mathbb{C}^I are the elastic tensors of the body and of the inclusion, respectively, and χ_D is the characteristic function of D . We denote by $\Lambda_D : H^{\frac{1}{2}} \rightarrow H^{-\frac{1}{2}}$ the Dirichlet-to-Neumann map associated to the problem (1.1)–(1.2), that is the operator which maps the Dirichlet data $u|_{\partial\Omega}$ onto the corresponding Neumann data $((\mathbb{C} + (\mathbb{C}^I - \mathbb{C})\chi_D)\nabla u)\nu$, taken in the weak sense (see (3.3), (3.4) below), where ν is the outer unit normal to $\partial\Omega$. The inverse problem we are considering here is to determine D when Λ_D is given.

This problem is one of the fundamental issues of inverse problems in linear elasticity. In fact, the physical problem described by equations (1.1)–(1.2) corresponds to a class of diagnostic problems very common in practical applications, in which the inclusion is constituted by a faulty or damaged portion of the elastic body and only the exterior boundary of the experimental sample is accessible to measurements. The hypothesis of piecewise constant coefficients is also realistic and describes practical situations in which there is a jump of the elastic coefficients at the interface of the inclusion. However, despite the simplicity of its formulation and the relevant implications in practical applications, few general results on this inverse problem are known.

The inverse problem of determining an elastic inclusion could be framed as a special case of determination of the Lamé moduli from the Dirichlet-to-Neumann map. In this case, however, most of the results currently available concern only regular elastic coefficients. In [N-U1], Nakamura and Uhlmann established that in two dimensions the Lamé moduli are uniquely determined by the Dirichlet-to-Neumann map, assuming that they are smooth (e.g., $C^\infty(\overline{\Omega})$) and sufficiently close to a pair of positive constants. For the three-dimensional case, the uniqueness for both Lamé moduli was proved in [N-U2], [E-R], [N-U3], provided that they are smooth and that the shear modulus is close to a positive constant. Some of the above uniqueness results have been proved in the case of partial Cauchy data, see [I-U-Y] for more details. Concerning results for less regular coefficients, quite recently, the uniqueness and Lipschitz stability in the case of discontinuous piecewise

constant Lamé tensors, with unknown constants, but with a known decomposition of the domain, has been achieved in [B-F-V].

An alternative approach is the one based on identification of an unknown boundary, namely the interface ∂D of the inclusion, by measurements taken on $\partial\Omega$. The extreme cases of a cavity or of a rigid inclusion in an isotropic elastic body were considered in [M-R1] and in [M-R2], respectively. For this class of inverse problems, under mild regularity assumptions on the unknown interface, Morassi and Rosset established a stability estimate of log-log type from a single pair of Cauchy data. For the elastic inclusion even the uniqueness question from a finite number of boundary measurements, not to mention stability, remains a largely open issue.

In connection with the problems discussed above, we wish to mention the reconstruction issue that has drawn a lot of attention in recent years.

Ikehata developed in [Ik1] the so-called probe method for reconstructing inclusions in elastic bodies by means of singular or fundamental solutions. A key ingredient of the method is a Runge type approximation theorem, which is useful to guarantee the existence of an approximating sequence to the singular solution. The basic idea of this method comes from Isakov's fundamental paper [Is1], in which the uniqueness of the determination of an inclusion in an electrical conductor from the Dirichlet-to-Neumann map was proved. See also a corresponding result of uniqueness for elastic inclusions [Ik-N-T]. Unfortunately, Runge type approximation theorems are typically based on nonconstructive arguments and, therefore, they are not suitable for stability estimates. Still along this line of research, interesting results for the reconstruction of an unknown inclusion in two dimensions were obtained by Ikehata in [Ik2].

Uhlmann and Wang proposed in [U-W] a method for constructing complex geometrical optics (CGO) solutions with general phases for various systems with Laplacian principal part, which include the inhomogeneous Lamé system in the plane. In particular, in [U-W-W], the authors provided a reconstruction algorithm to the inverse problem of determining D from Λ_D . The idea is to probe the medium with CGO solutions having polynomial-type phase functions. The method works for bounded or unbounded planar regions, made by inhomogeneous Lamé material, and does not need a Runge type theorem. Using the CGO solutions, the authors develop an algorithm to reconstruct the exact shape of a large class of inclusions, including star-shaped domains. Numerical implementation of the method gave encouraging results. Extension to three dimensions, however, does not seem to be easy as this method heavily relies on the use of conformal mappings.

In this paper we prove, under suitable mild a-priori assumptions on the regularity and on the topology of D , a continuous dependence of D from Λ_D

with a modulus of continuity of logarithmic type. Our proof is inspired by the paper by Alessandrini and Di Cristo [A-DiC], in which a logarithmic stability estimate for the corresponding problem in impedance tomography, which involves a single scalar elliptic equation with piecewise constant coefficient, was obtained. In this direction, we would like also to mention the recent papers by Di Cristo and Vessella [DiC-V1], [DiC-V2], for analogous results for the stable determination of a time varying inclusion within a thermal conductor. The aforementioned papers are based on quantitative estimates of unique continuation and on accurate study of the asymptotic behavior of fundamental solutions when the singularity gets close to the unknown interface.

The approach we follow here goes along the same line of reasoning but there are several steps which present new difficulties and in which we have been forced to introduce novel arguments. Let us outline the main steps of the proof and the new challenges that we have encountered.

Consider two possible inclusions D_1, D_2 and their corresponding Dirichlet-to-Neumann maps $\Lambda_{D_1}, \Lambda_{D_2}$. The main steps are the following.

i) We introduce the fundamental solutions $\Gamma^{D_1}, \Gamma^{D_2}$ for the Lamé system (1.1) in the full space when $D = D_1, D_2$ respectively.

ii) We show that $(\Gamma^{D_1} - \Gamma^{D_2})(y, w)$ can be dominated linearly by $\Lambda_{D_1} - \Lambda_{D_2}$ when y, w are outside of Ω (see (6.5), (7.1)).

iii) We propagate the smallness of $(\Gamma^{D_1} - \Gamma^{D_2})(y, w)$ as y, w are moved inside of Ω in the connected component \mathcal{G} of $\mathbb{R}^3 \setminus (\overline{D_1 \cup D_2})$ which contains $\mathbb{R}^3 \setminus \overline{\Omega}$.

iv) We examine the asymptotics of $(\Gamma^{D_1} - \Gamma^{D_2})(y, w)$ as y, w approach to a point P of $\partial D_1 \setminus \overline{D_2}$ (or $\partial D_2 \setminus \overline{D_1}$).

v) We evaluate the distance between D_1 and D_2 by matching the smallness estimates of Step iii) with the blowup asymptotics of Step iv).

Let us now illustrate with some more details the character of such steps.

Step i) is based on a-priori regularity estimates of solutions of the Lamé system with piecewise constant Lamé moduli. For this purpose we appeal to the theory of existence developed by Hofmann and Kim [H-K] and to the a-priori bounds due to Li and Nirenberg [L-N]. Details can be found in Section 5.

Step ii) is based on a version of the so-called Alessandrini's identity, Lemma 6.1.

Step iii) contains a complication of geometrical/topological character due to the fact that quantitative estimates of unique continuation can be obtained only in sets which are not only topologically connected, but also whose connectedness is expressed in tight quantitative terms. Namely, pairs of points need to be connected by chains of balls of controlled size and number, in

such a way that the iteration of the three-spheres-inequality gives rise to controlled constants and moduli of continuity in the estimates of propagation of smallness.

Note that D is contained in Ω with no constraint on the distance between \overline{D} and $\partial\Omega$, actually we may even admit that $\partial D \cap \partial\Omega \neq \emptyset$.

Indeed, in previous studies, it was assumed $\text{dist}(\overline{D}, \partial\Omega) \geq \text{const} > 0$, here we show that this requirement is unnecessary since for our purposes the D–N map is estimated only for solutions to (1.1) defined on a domain $\tilde{\Omega}$ strictly larger than Ω . See Section 7, Step 1.

Step iv) is the one in which the difference between the scalar conductivity equation and the vector Lamé system becomes more evident and (in our view) presents the most challenging and interesting features.

In fact, in the scalar case it was possible to pick $y = w$ and prove that $(\Gamma^{D_1} - \Gamma^{D_2})(y, y)$ blows up as y tends nontangentially to $P \in \partial D_1 \setminus \overline{D_2}$, and to evaluate quantitatively the blowup rate. In the present case the situation is more complicated for a number of reasons. First of all the fundamental solutions are matrix valued (not scalar) functions and, therefore, it is crucial to understand which of the entries of $\Gamma^{D_1} - \Gamma^{D_2}$ has the desired blowup behavior. Second, we are assuming that either $\mu^I \neq \mu$ or $\lambda^I \neq \lambda$ with *no order condition* between such parameters. Hence, we cannot expect, in general, that the difference matrix $\Gamma^{D_1} - \Gamma^{D_2}$ may satisfy any positivity condition. For these reasons we have chosen to examine each diagonal entry of $\Gamma^{D_1} - \Gamma^{D_2}$ separately. Similarly to the scalar case, we can show that, as y, w tend to $P \in \partial D_1 \setminus \overline{D_2}$, $(\Gamma^{D_1} - \Gamma^{D_2})(y, w)$ has, in a suitable reference frame, the same asymptotic behavior of $(\Gamma^+ - \Gamma)(y, w)$. Here Γ is the standard Kelvin fundamental solution with Lamé moduli μ, λ and Γ^+ is the fundamental solution Γ^D when D is replaced by the upper half plane $\{x_3 > 0\}$.

We can take advantage of the fact that Γ^+ is explicitly known, in fact its expression, although complicated, was calculated by Rongved [R] in 1955. With the aid of Rongved's formulas we have been able to estimate the blowup rate of $(\Gamma^+ - \Gamma)_{ii}(y, w)$, $i = 1, 2, 3$, as $y, w \rightarrow 0$ vertically along the line $\{x_1 = x_2 = 0\}$ for suitable choices of y, w . A notable fact is that we are obliged to pick very specific choices of y, w , $w \neq y$ (see Proposition 9.3). In fact we have found explicit examples of moduli $(\lambda, \mu) \neq (\lambda^I, \mu^I)$ for which $(\Gamma^+ - \Gamma)_{ii}(y, y) = 0$. We emphasize that such a precise analysis has been possible on the grounds of the explicit (algebraic) character of Γ^+ (see Section 10).

The organization of the paper is as follows. In Section 2 we introduce some notation and the a-priori information needed for our stability result. The main result of stability, Theorem 3.1, is stated in Section 3. Section 4 is devoted to some technical details of topological-metric character related

to the evaluation of the distance between the inclusions and to estimates of propagation of smallness. The main properties of the fundamental solution of the Lamé system with discontinuous coefficients are presented in Section 5. In Section 6 we state two auxiliary estimates, Theorem 6.4 and Theorem 6.5, and in their basis we prove the main Theorem 3.1. Theorem 6.4 is proven in the following Section 7. Section 8 contains evaluations of the asymptotic behaviour of the fundamental solution Γ^D , in preparation of the proof of Theorem 6.5, which is completed in Section 9. Section 10 is devoted to the analysis of Rongved's fundamental solution Γ^+ . We also investigate the peculiar behaviour of $\Gamma^+ - \Gamma$ (which shows remarkable differences with the scalar case of the conductivity equations) by exploring explicit examples of material parameters μ, λ and μ^I, λ^I . Finally, Section 11 contains the proof of our main topological-metric lemma, Lemma 4.2.

2 Notation and a-priori information

2.1 Notation and definitions

Let us denote by $\mathbb{R}_+^3 = \{x \in \mathbb{R}^3 \mid x_3 > 0\}$ and $\mathbb{R}_-^3 = \{x \in \mathbb{R}^3 \mid x_3 < 0\}$. Given $x \in \mathbb{R}^3$, we shall denote $x = (x', x_3)$, where $x' = (x_1, x_2) \in \mathbb{R}^2$, $x_3 \in \mathbb{R}$. Given $x \in \mathbb{R}^3$, $r > 0$, we shall use the following notation for balls and cylinders.

$$B_r(x) = \{y \in \mathbb{R}^3 \mid |y - x| < r\}, \quad B_r = B_r(0),$$

$$B'_r(x') = \{y' \in \mathbb{R}^2 \mid |y' - x'| < r\}, \quad B'_r = B'_r(0),$$

$$Q_{a,b}(x) = \{(y', y_3) \mid |y' - x'| < a, |y_3 - x_3| < b\}, \quad Q_{a,b} = Q_{a,b}(0),$$

$$Q_{a,b}(x)^+ = \{(y', y_3) \mid |y' - x'| < a, 0 < y_3 - x_3 < b\}, \quad Q_{a,b}^+ = Q_{a,b}^+(0).$$

Definition 2.1. ($C^{k,\alpha}$ regularity) Let E be a domain in \mathbb{R}^3 . Given k, α , $k \in \mathbb{N}$, $0 < \alpha \leq 1$, we say that E is of *class $C^{k,\alpha}$ with constants $\rho_0, M_0 > 0$* , if, for any $P \in \partial E$, there exists a rigid transformation of coordinates under which we have $P = 0$ and

$$E \cap B_{\rho_0}(0) = \{x \in B_{\rho_0}(0) \mid x_3 > \varphi(x')\},$$

where φ is a $C^{k,\alpha}$ function on B'_{ρ_0} satisfying

$$\varphi(0) = 0,$$

$$\nabla \varphi(0) = 0, \quad \text{when } k \geq 1,$$

$$\|\varphi\|_{C^{k,\alpha}(B'_{\rho_0}(0))} \leq M_0 \rho_0.$$

When $k = 0$, $\alpha = 1$, we also say that E is of *Lipschitz class with constants ρ_0, M_0* .

Remark 2.2. We use the convention to normalize all norms in such a way that their terms are dimensionally homogeneous and coincide with the standard definition when the dimensional parameter equals one. For instance, the norm appearing above is meant as follows

$$\|\varphi\|_{C^{k,\alpha}(B'_{\rho_0}(0))} = \sum_{i=0}^k \rho_0^i \|\nabla^i \varphi\|_{L^\infty(B'_{\rho_0}(0))} + \rho_0^{k+\alpha} |\nabla^k \varphi|_{\alpha, B'_{\rho_0}(0)},$$

where

$$|\nabla^k \varphi|_{\alpha, B'_{\rho_0}(0)} = \sup_{\substack{x', y' \in B'_{\rho_0}(0) \\ x' \neq y'}} \frac{|\nabla^k \varphi(x') - \nabla^k \varphi(y')|}{|x' - y'|^\alpha}.$$

Similarly, for a vector function $u : \Omega \subset \mathbb{R}^3 \rightarrow \mathbb{R}^3$, we set

$$\|u\|_{H^1(\Omega, \mathbb{R}^3)} = \left(\int_{\Omega} u^2 + \rho_0^2 \int_{\Omega} |\nabla u|^2 \right)^{\frac{1}{2}},$$

and so on for boundary and trace norms such as $\|\cdot\|_{H^{\frac{1}{2}}(\partial\Omega, \mathbb{R}^3)}$, $\|\cdot\|_{H^{-\frac{1}{2}}(\partial\Omega, \mathbb{R}^3)}$.

For any $U \subset \mathbb{R}^3$ and for any $r > 0$, we denote

$$U_r = \{x \in U \mid \text{dist}(x, \partial U) > r\}, \quad (2.1)$$

$$U^r = \{x \in \mathbb{R}^3 \mid \text{dist}(x, U) < r\}. \quad (2.2)$$

We denote by $\mathbb{M}^{m \times n}$ the space of $m \times n$ real valued matrices and by $\mathcal{L}(X, Y)$ the space of bounded linear operators between Banach spaces X and Y . When $m = n$, we shall also denote $\mathbb{M}^n = \mathbb{M}^{n \times n}$.

For every pair of real n -vectors a and b , we denote by $a \otimes b$ the $n \times n$ matrix with entries

$$(a \otimes b)_{ij} = a_i b_j, \quad i, j = 1, \dots, n. \quad (2.3)$$

For every 3×3 matrices A, B and for every $\mathbb{C} \in \mathcal{L}(\mathbb{M}^3, \mathbb{M}^3)$, we use the following notation:

$$(\mathbb{C}A)_{ij} = \sum_{k,l=1}^3 C_{ijkl} A_{kl}, \quad (2.4)$$

$$A \cdot B = \sum_{i,j=1}^3 A_{ij} B_{ij}, \quad (2.5)$$

$$|A| = (A \cdot A)^{\frac{1}{2}}, \quad (2.6)$$

where C_{ijkl} , A_{ij} and B_{ij} are the entries of \mathbb{C} , A and B respectively.

Given two bounded closed sets $A, B \subset \mathbb{R}^3$, let us recall that the Hausdorff distance $d_H(A, B)$ is defined as

$$d_H(A, B) = \max\{\max_{x \in A} d(x, B), \max_{x \in B} d(x, A)\}$$

2.2 A-priori information

Throughout the paper, we use the following a-priori assumptions.

i) *Domain*

Let Ω be a bounded domain in \mathbb{R}^3 such that

$$\mathbb{R}^3 \setminus \bar{\Omega} \text{ is connected,} \quad (2.7)$$

$$|\Omega| \leq M_1 \rho_0^3, \quad (2.8)$$

$$\Omega \text{ is of class } C^{1,\alpha}, \text{ with constants } \rho_0, M_0, \quad (2.9)$$

where ρ_0, M_0, M_1 are given positive constants, and $0 < \alpha < 1$.

ii) *Inclusion*

Let D be a domain contained in Ω satisfying

$$\mathbb{R}^3 \setminus \bar{D} \text{ is connected,} \quad (2.10)$$

$$D \text{ is of class } C^{1,\alpha}, \text{ with constants } \rho_0, M_0, \quad (2.11)$$

where ρ_0, M_0 are given positive constants, and $0 < \alpha < 1$.

iii) *Material*

The body Ω is assumed to be made of linearly elastic, isotropic and homogeneous material, with elastic tensor \mathbb{C} of components

$$C_{ijkl} = \lambda \delta_{ij} \delta_{kl} + \mu (\delta_{ki} \delta_{lj} + \delta_{li} \delta_{kj}), \quad (2.12)$$

where δ_{ij} is the Kronecker's delta. The *constant* Lamé moduli λ, μ satisfy the strong convexity conditions

$$\mu \geq \alpha_0, \quad 2\mu + 3\lambda \geq \gamma_0, \quad (2.13)$$

where $\alpha_0 > 0, \gamma_0 > 0$ are given constants. We shall also assume upper bounds on the Lamé moduli

$$\mu \leq \bar{\mu}, \quad \lambda \leq \bar{\lambda}, \quad (2.14)$$

where also $\bar{\mu} > 0$, $\bar{\lambda} \in \mathbb{R}$ are known quantities. In some points of our analysis, we will express the constitutive equation (2.12) in terms of μ and of Poisson's ratio ν , instead of the Lamé moduli μ , λ . Recalling that

$$\nu = \frac{\lambda}{2(\lambda + \mu)}, \quad (2.15)$$

by (2.13), (2.14) we have

$$-1 < \nu_0 \leq \nu \leq \nu_1 < \frac{1}{2}, \quad (2.16)$$

where ν_0, ν_1 only depend on $\alpha_0, \gamma_0, \bar{\mu}, \bar{\lambda}$. Let us notice that (2.12) trivially implies that

$$C_{ijkl} = C_{klij} = C_{lkij}, \quad i, j, k, l = 1, 2, 3. \quad (2.17)$$

We recall that the first equality in (2.17) is usually named as the major symmetry of the tensor \mathbb{C} , whereas the second equality is called the minor symmetry.

Also we note that (2.13) is equivalent to

$$\mathbb{C}A \cdot A \geq \xi_0 |A|^2 \quad (2.18)$$

for every 3×3 symmetric matrix A , where $\xi_0 = \min\{2\alpha_0, \gamma_0\}$.

Similarly, the inclusion D is made of isotropic homogeneous material having elasticity tensor \mathbb{C}^I , with *constant* Lamé moduli λ^I, μ^I satisfying the conditions (2.13), (2.14) and such that

$$(\lambda - \lambda^I)^2 + (\mu - \mu^I)^2 \geq \eta_0^2 > 0, \quad (2.19)$$

for a given constant $\eta_0 > 0$.

In what follows we shall refer to the constants $M_0, \alpha, M_1, \alpha_0, \gamma_0, \bar{\mu}, \bar{\lambda}, \eta_0$ as to the *a-priori data*.

Observe that, in view of (2.15) and of the a-priori bounds on the Lamé moduli, from (2.19) it also follows

$$(\nu - \nu^I)^2 + (\mu - \mu^I)^2 \geq C\eta_0^2 > 0, \quad (2.20)$$

where C only depends on $\alpha_0, \gamma_0, \bar{\mu}, \bar{\lambda}$.

Finally, note that the jump condition (2.19) does *not* imply any kind of monotonicity relation between \mathbb{C} and \mathbb{C}^I .

3 Formulation of the inverse problem and stability result

For any $f \in H^{1/2}(\partial\Omega)$, let $u \in H^1(\Omega)$ be the weak solution to the Dirichlet problem

$$\begin{cases} \operatorname{div}((\mathbb{C} + (\mathbb{C}^I - \mathbb{C})\chi_D)\nabla u) = 0, & \text{in } \Omega, \\ u = f, & \text{on } \partial\Omega \end{cases} \quad (3.1)$$

$$(3.2)$$

where χ_D is the characteristic function of D .

Let us recall that the so-called Dirichlet-to-Neumann map

$$\Lambda_D : H^{1/2}(\partial\Omega) \rightarrow H^{-1/2}(\partial\Omega), \quad (3.3)$$

is defined in the weak form by

$$\langle \Lambda_D f, v|_{\partial\Omega} \rangle = \int_{\Omega} (\mathbb{C} + (\mathbb{C}^I - \mathbb{C})\chi_D)\nabla u \cdot \nabla v, \quad (3.4)$$

for every $v \in H^1(\Omega)$.

In what follows it will be convenient to write, with a slight, but customary, abuse of notation,

$$\langle \Lambda_D f, v|_{\partial\Omega} \rangle = \int_{\partial\Omega} v \Lambda_D f.$$

The inverse problem we are interested in consists in recovering the inclusion D from the knowledge of the map Λ_D and, more precisely, we want to prove a stability estimate. Our main result is the following.

Theorem 3.1. *Let $\Omega \subset \mathbb{R}^3$ satisfy (2.8)–(2.9) and let D_1, D_2 be two inclusions contained in Ω satisfying (2.10)–(2.11). Let \mathbb{C} and \mathbb{C}^I be the constant elastic tensors of the material of Ω and of the inclusions D_i , $i = 1, 2$, respectively, where \mathbb{C} and \mathbb{C}^I satisfy (2.12)–(2.14) and (2.19). If, for some ϵ , $0 < \epsilon < 1$,*

$$\|\Lambda_{D_1} - \Lambda_{D_2}\|_{\mathcal{L}(H^{1/2}(\partial\Omega), H^{-1/2}(\partial\Omega))} \leq \frac{\epsilon}{\rho_0}, \quad (3.5)$$

then

$$d_H(\partial D_1, \partial D_2) \leq \rho_0 \omega(\epsilon), \quad (3.6)$$

where ω is an increasing function on $[0, +\infty)$ satisfying

$$\omega(t) \leq C |\log t|^{-\eta}, \text{ for every } 0 < t < 1, \quad (3.7)$$

where $C > 0$ and η , $0 < \eta \leq 1$, are constants only depending on the a-priori data.

Remark 3.2. In the case when D_1, D_2 are at a prescribed positive distance from $\partial\Omega$, it is also possible to obtain a result analogous to the above Theorem when the Dirichlet-to-Neumann maps $\Lambda_{D_1}, \Lambda_{D_2}$ are replaced with local maps. For instance, fixing $Q \in \partial\Omega$ and given $\rho_1 > 0$, denoting $\Sigma = \partial\Omega \cap B_{\rho_1}(Q)$, we introduce

$$H_{co}^{1/2}(\Sigma) = \{g \in H^{1/2}(\partial\Omega) \mid \text{supp } g \subset\subset \Sigma\}$$

and define

$$\Lambda_{D_i}^\Sigma : H_{co}^{1/2}(\Sigma) \rightarrow (H_{co}^{1/2}(\Sigma))^* \subset H^{-1/2}(\partial\Omega)$$

as the restriction of Λ_{D_i} to $H_{co}^{1/2}(\Sigma)$. Thus, replacing the assumption (3.5) with

$$\|\Lambda_{D_1}^\Sigma - \Lambda_{D_2}^\Sigma\|_{\mathcal{L}(H_{co}^{1/2}(\Sigma), (H_{co}^{1/2}(\Sigma))^*)} \leq \frac{\epsilon}{\rho_0},$$

we obtain (3.6)–(3.7) with constants only depending on the a-priori data and on ρ_1 . Such a result is a nearly straightforward adaptation of the theory developed in [A-K].

The proof of Theorem 3.1 will be given in Section 6. In the following two sections, we introduce some auxiliary results, concerning the topological-metric aspects of the problem and the main properties of the fundamental solution of the Lamé system with discontinuous coefficients.

4 Metric lemmas

Let \mathcal{G} be the connected component of $\mathbb{R}^3 \setminus (\overline{D_1} \cup \overline{D_2})$ which contains $\mathbb{R}^3 \setminus \overline{\Omega}$ and let us denote

$$\Omega_D = \mathbb{R}^3 \setminus \overline{\mathcal{G}}. \quad (4.1)$$

As we shall see later, one of the key ingredients of the stability proof consists in propagating the smallness from the boundary $\partial\Omega$ inside Ω . Since the value $d_H(\partial D_1, \partial D_2)$ may be attained at some point not belonging to $\overline{\mathcal{G}}$ and, therefore, not reachable from the exterior, it is necessary to introduce a *modified distance* following the ideas developed in [A-DiC]. Precisely, let us introduce the *modified distance* between D_1 and D_2

$$d_\mu(D_1, D_2) = \max \left\{ \max_{x \in \partial D_1 \cap \partial\Omega_D} \text{dist}(x, D_2), \max_{x \in \partial D_2 \cap \partial\Omega_D} \text{dist}(x, D_1) \right\}. \quad (4.2)$$

We remark here that d_μ is not a metric and, in general, it does not dominate the Hausdorff distance. However, under our a priori assumptions on the inclusion, the following lemma holds true.

Lemma 4.1 (Proposition 3.3 in [A-DiC]). *Under the assumptions of Theorem 3.1, there exists a constant $c_0 \geq 1$ only depending on M_0 and α such that*

$$d_H(\partial D_1, \partial D_2) \leq c_0 d_\mu(D_1, D_2). \quad (4.3)$$

It is easy to verify that

$$\begin{aligned} \max_{x \in \partial D_1 \cap \partial \Omega_D} \text{dist}(x, D_2) &= \max_{x \in \partial D_1 \cap \partial \Omega_D} \text{dist}(x, \partial D_2) \\ \max_{x \in \partial D_2 \cap \partial \Omega_D} \text{dist}(x, D_1) &= \max_{x \in \partial D_2 \cap \partial \Omega_D} \text{dist}(x, \partial D_1), \end{aligned}$$

so that $d_\mu(D_1, D_2) \leq d_H(\partial D_1, \partial D_2)$, and therefore, in view of Lemma 4.1, these two quantities are comparable.

Another obstacle comes out from the fact that the propagation of smallness arguments are based on an iterated application of the three-spheres inequality for solutions to the Lamé system over chains of balls contained in \mathcal{G} and, in this step, it is crucial to control from below the radii of these balls. In order to circumvent the case in which points of $\partial \Omega_D$ are not reachable by such chains of balls, we found it convenient to adapt to our case ideas first presented in [A-S] in dealing with crack detection in electrical conductors, which we summarize in the lemma below. We note, incidentally, that this issue was somewhat underestimated in [A-DiC]. The procedure developed here enables to fill the possible gaps in the proofs in [A-DiC] (and also in [DiC], [DiC-V1], [DiC-V2]).

Let us premise some notation. Given $O = (0, 0, 0)$, v a unit vector, $h > 0$ and $\vartheta \in (0, \frac{\pi}{2})$, we denote

$$C(O, v, h, \vartheta) = \{x \in \mathbb{R}^3 \mid |x - (x \cdot v)v| \leq \sin \vartheta |x|, 0 \leq x \cdot v \leq h\} \quad (4.4)$$

the closed truncated cone with vertex at O , axis along the direction v , height h and aperture 2ϑ . Given $R, d, 0 < R < d$ and $Q = -de_3$, let us consider the cone $C\left(O, -e_3, \frac{d^2 - R^2}{d}, \arcsin \frac{R}{d}\right)$. We note that the lateral boundary of this cone is tangent to the sphere $\partial B_R(Q)$ along the circumference of its base.

From now on, for simplicity, we assume that

$$d_\mu(D_1, D_2) = \max_{x \in \partial D_1 \cap \partial \Omega_D} \text{dist}(x, \partial D_2) \quad (4.5)$$

and we write $d_\mu = d_\mu(D_1, D_2)$.

Let us define

$$S_{2\rho_0} = \{x \in \mathbb{R}^3 \mid \rho_0 < \text{dist}(x, \bar{\Omega}) < 2\rho_0\}. \quad (4.6)$$

We shall make use of paths connecting points in order that appropriate tubular neighbourhoods of such paths still remain within $\mathbb{R}^3 \setminus \Omega_D$.

Let us pick a point $P \in \partial D_1 \cap \partial \Omega_D$, let ν be the outer unit normal to ∂D_1 at P and let $d > 0$ be such that the segment $[(P + d\nu), P]$ is contained in $\mathbb{R}^3 \setminus \Omega_D$. Given $P_0 \in \mathbb{R}^3 \setminus \Omega_D$, let γ be a path in $\mathbb{R}^3 \setminus \Omega_D$ joining P_0 to $P + d\nu$. We consider the following neighbourhood of $\gamma \cup [(P + d\nu), P] \setminus \{P\}$ formed by a tubular neighbourhood of γ attached to a cone with vertex at P and axis along ν

$$V(\gamma) = \bigcup_{S \in \gamma} B_R(S) \cup C \left(P, \nu, \frac{d^2 - R^2}{d}, \arcsin \frac{R}{d} \right). \quad (4.7)$$

Note that two significant parameters are associated to such a set, the radius R of the tubular neighbourhood of γ , $\bigcup_{S \in \gamma} B_R(S)$, and the half-aperture $\arcsin \frac{R}{d}$ of the cone $C \left(P, \nu, \frac{d^2 - R^2}{d}, \arcsin \frac{R}{d} \right)$. In other terms, $V(\gamma)$ depends on γ and also on the parameters R and d . At each of the following steps, such two parameters shall be appropriately chosen and shall be accurately specified. For the sake of simplicity we convene to maintain the notation $V(\gamma)$ also when different values of R , d are introduced.

Also we warn the reader that it will be convenient at various stages to use a reference frame such that $P = O = (0, 0, 0)$ and $\nu = -e_3$.

Lemma 4.2. *Under the above notation, there exist positive constants \bar{d} , c_1 , where $\frac{\bar{d}}{\rho_0}$ only depends on M_0 and α , and c_1 only depends on M_0 , α , M_1 , and there exists a point $P \in \partial D_1$ satisfying*

$$c_1 d_\mu \leq \text{dist}(P, D_2), \quad (4.8)$$

and such that, giving any point $P_0 \in S_{2\rho_0}$, there exists a path $\gamma \subset (\overline{\Omega^{\rho_0}} \cup S_{2\rho_0}) \setminus \overline{\Omega_D}$ joining P_0 to $P + \bar{d}\nu$, where ν is the unit outer normal to D_1 at P , such that, choosing a coordinate system with origin O at P and axis $e_3 = -\nu$, the set $V(\gamma)$ introduced in (4.7) satisfies

$$V(\gamma) \subset \mathbb{R}^3 \setminus \Omega_D, \quad (4.9)$$

provided $R = \frac{\bar{d}}{\sqrt{1+L_0^2}}$, where L_0 , $0 < L_0 \leq M_0$, is a constant only depending on M_0 and α .

The proof of Lemma 4.2 is given in Section 11.

5 Fundamental solution of the Lamé system with discontinuous coefficients

In this Section, D is a domain of class $C^{1,\alpha}$ with constants $\rho_0, M_0, 0 < \alpha < 1$, and \mathbb{C}, \mathbb{C}^I satisfy (2.12)–(2.14).

Given $y \in \mathbb{R}^3$ and a *concentrated force* $l\delta(\cdot - y)$ applied at y , $l \in \mathbb{R}^3$, $|l| = 1$, let us consider the *normalized fundamental solution* $u^D \in L^1_{loc}(\mathbb{R}^3, \mathbb{R}^3)$ defined by

$$\begin{cases} \operatorname{div}_x ((\mathbb{C} + (\mathbb{C}^I - \mathbb{C})\chi_D)\nabla_x u^D(x, y; l)) = -l\delta(x - y), & \text{in } \mathbb{R}^3 \setminus \{y\}, \\ \lim_{|x| \rightarrow \infty} u^D(x, y; l) = 0, \end{cases} \quad (5.1)$$

where $\delta(\cdot - y)$ is the Dirac distribution supported at y , that is

$$\int_{\mathbb{R}^3} (\mathbb{C} + (\mathbb{C}^I - \mathbb{C})\chi_D)\nabla_x u^D(x, y; l) \cdot \nabla_x \varphi(x) = l \cdot \varphi(y), \quad \text{for every } \varphi \in C_c^\infty(\mathbb{R}^3, \mathbb{R}^3). \quad (5.2)$$

It is well-known that

$$u^D(x, y; l) = \Gamma^D(x, y)l, \quad (5.3)$$

where $\Gamma^D = \Gamma^D(\cdot, y) \in L^1_{loc}(\mathbb{R}^3, \mathcal{L}(\mathbb{R}^3, \mathbb{R}^3))$ is the *normalized fundamental matrix* for the operator $\operatorname{div}_x((\mathbb{C} + (\mathbb{C}^I - \mathbb{C})\chi_D)\nabla_x(\cdot))$. The existence of Γ^D is ensured by the following Proposition.

Proposition 5.1. *Under the above assumptions, there exists a unique fundamental matrix $\Gamma^D(\cdot, y) \in C^0(\mathbb{R}^3 \setminus \{y\})$. Moreover, we have*

$$\Gamma^D(x, y) = (\Gamma^D(y, x))^T, \quad \text{for every } x \in \mathbb{R}^3, x \neq y, \quad (5.4)$$

$$|\Gamma^D(x, y)| \leq C|x - y|^{-1}, \quad \text{for every } x \in \mathbb{R}^3, x \neq y, \quad (5.5)$$

$$|\nabla_x \Gamma^D(x, y)| \leq C|x - y|^{-2}, \quad \text{for every } x \in \mathbb{R}^3, x \neq y, \quad (5.6)$$

where the constant $C > 0$ only depends on $M_0, \alpha, \alpha_0, \gamma_0, \bar{\lambda}, \bar{\mu}$.

Let us premise the following Lemma due to Li and Nirenberg [L-N].

Lemma 5.2. *Under the above hypotheses, let $u \in H^1(Q_{r,rM_0})$ be a solution to*

$$\operatorname{div}((\mathbb{C} + (\mathbb{C}^I - \mathbb{C})\chi_D)\nabla u) = 0, \quad \text{in } Q_{r,rM_0}. \quad (5.7)$$

Then, $u \in C^0(Q_{r,rM_0})$ and, for every $x \in Q_{r,rM_0}$ such that $Q_{2\rho,2\rho M_0}(x) \subset Q_{r,rM_0}$, we have

$$\begin{aligned} \|\nabla u\|_{L^\infty(Q_{\rho,\rho M_0}(x))} + \rho^\beta |\nabla u|_{\beta, Q_{\rho,\rho M_0}(x) \cap \bar{D}} + \rho^\beta |\nabla u|_{\beta, Q_{\rho,\rho M_0}(x) \setminus D} &\leq \\ &\leq \frac{C}{\rho^{1+\frac{3}{2}}} \left(\int_{Q_{2\rho,2\rho M_0}(x)} |u|^2 \right)^{\frac{1}{2}}, \end{aligned} \quad (5.8)$$

where $|\cdot|_\beta$ denotes the usual Hölder seminorm, $\beta = \frac{\alpha}{2(1+\alpha)}$ and $C > 0$ only depends on $M_0, \alpha, \alpha_0, \gamma_0, \bar{\lambda}, \bar{\mu}$.

Proof of Proposition 5.1. In view of the results presented in [H-K], in order to ensure the existence of Γ^D and properties (5.4), (5.5), it is sufficient to prove that there exist constants $\mu_0 \in (0, 1]$, $C > 0$ such that, for every $R > 0$ and $\bar{x} \in \mathbb{R}^3$, all weak solutions $u \in H^1(B_{2R}(\bar{x}))$ of the equation

$$\operatorname{div}((\mathbb{C} + (\mathbb{C}^I - \mathbb{C})\chi_D)\nabla u) = 0 \quad (5.9)$$

satisfy

$$|u|_{\mu_0, B_R(\bar{x})} \leq \frac{C}{R^{\mu_0}} \left(\frac{1}{|B_{2R}(\bar{x})|} \int_{B_{2R}(\bar{x})} |u|^2 \right)^{\frac{1}{2}}, \quad (5.10)$$

see Lemma 2.3 in [H-K]. In fact, we shall derive (5.10) with $\mu_0 = 1$.

By Lemma 5.2, $u \in W^{1,\infty}(B_R(\bar{x}))$ and consequently it is Lipschitz continuous. By the results in [L-N], we have

$$|u|_{1, B_R(\bar{x})} = \|\nabla u\|_{L^\infty(B_R(\bar{x}))} \leq \frac{C}{R^{\frac{5}{2}}} \left(\int_{B_{2R}(\bar{x})} |u|^2 \right)^{\frac{1}{2}}, \quad (5.11)$$

where $C > 0$ only depends on $\alpha, M_0, \alpha_0, \gamma_0, \bar{\lambda}, \bar{\mu}$. By (5.11), we finally obtain the desired estimate

$$|u|_{1, B_R(\bar{x})} \leq \frac{C}{R} \left(\frac{1}{|B_{2R}(\bar{x})|} \int_{B_{2R}(\bar{x})} |u|^2 \right)^{\frac{1}{2}}, \quad (5.12)$$

where $C > 0$ only depends on $\alpha, M_0, \alpha_0, \gamma_0, \bar{\lambda}, \bar{\mu}$.

It remains to prove estimate (5.6). By applying (5.11) to $\Gamma^D(\cdot, y)$ in $B_s(x)$, where $s = \frac{|x-y|}{4}$, we have

$$\|\nabla_x \Gamma^D(\cdot, y)\|_{L^\infty(B_s(x))} \leq \frac{C}{s^{\frac{5}{2}}} \left(\int_{B_{2s}(x)} |\Gamma^D(\xi, y)|^2 d\xi \right)^{\frac{1}{2}}.$$

Since $|\xi - y| \geq 2s$, and by (5.5), we have

$$\|\nabla_x \Gamma^D(\cdot, y)\|_{L^\infty(B_s(x))} \leq \frac{C}{|x-y|^2}, \quad (5.13)$$

where $C > 0$ only depends on $\alpha, M_0, \alpha_0, \gamma_0, \bar{\lambda}, \bar{\mu}$. \square

6 Proof of the main theorem

We begin with the following identity, the prototype of which can be attributed to Alessandrini [A] in connection with the inverse conductivity problem.

Lemma 6.1. *Under the assumptions of Theorem 3.1, let $u_i \in H^1(\Omega)$, $i = 1, 2$, be solutions to (3.1) with $D = D_i$ respectively. Then the following identity holds*

$$\begin{aligned} \int_{\Omega} (\mathbb{C} + (\mathbb{C}^I - \mathbb{C})\chi_{D_1})\nabla u_1 \cdot \nabla u_2 - \int_{\Omega} (\mathbb{C} + (\mathbb{C}^I - \mathbb{C})\chi_{D_2})\nabla u_1 \cdot \nabla u_2 = \\ = \langle (\Lambda_{D_1} - \Lambda_{D_2})u_2, u_1 \rangle. \end{aligned} \quad (6.1)$$

Proof. Straightforward consequence of (3.4) and of the symmetry properties of \mathbb{C} , \mathbb{C}^I . \square

Let us choose $y, w \in \mathbb{R}^3$, $y \neq w$, and $l, m \in \mathbb{R}^3$ such that $|l| = |m| = 1$. We define the functions

$$S_{D_1}(y, w; l, m) = \int_{D_1} (\mathbb{C}^I - \mathbb{C})\nabla_x(\Gamma^{D_1}(x, y)l) \cdot \nabla_x(\Gamma^{D_2}(x, w)m), \quad (6.2)$$

$$S_{D_2}(y, w; l, m) = \int_{D_2} (\mathbb{C}^I - \mathbb{C})\nabla_x(\Gamma^{D_1}(x, y)l) \cdot \nabla_x(\Gamma^{D_2}(x, w)m), \quad (6.3)$$

$$f(y, w; l, m) = S_{D_1}(y, w; l, m) - S_{D_2}(y, w; l, m). \quad (6.4)$$

The following Lemma takes its inspiration from a result due to Beretta, Francini and Vessella [B-F-V, Proposition 3.2].

Lemma 6.2. *For every $y, w \in \mathbb{R}^3$, $y \neq w$, we have*

$$f(y, w; l, m) = (\Gamma^{D_2} - \Gamma^{D_1})(y, w)m \cdot l. \quad (6.5)$$

Proof. Let us denote $\Gamma_i = \Gamma^{D_i}$ and $\mathbb{C}_i = (\mathbb{C} + (\mathbb{C}^I - \mathbb{C})\chi_{D_i})$, $i = 1, 2$. Let $R > 0$ be large enough so that $\Omega \subset B_R(0)$ and $|y|, |w| < R$. By Green's formula we have

$$\begin{aligned} \int_{\partial B_R(0)} (\mathbb{C}_2\nabla_x\Gamma_2(x, w)m)\nu \cdot (\Gamma_1(x, y)l) - \int_{B_R(0)} \mathbb{C}_2\nabla_x(\Gamma_2(x, w)m) \cdot \nabla_x(\Gamma_1(x, y)l) = \\ = -\Gamma_1(w, y)l \cdot m, \end{aligned}$$

and also

$$\begin{aligned} \int_{\partial B_R(0)} (\mathbb{C}_1\nabla_x\Gamma_1(x, y)l)\nu \cdot (\Gamma_2(x, w)m) - \int_{B_R(0)} \mathbb{C}_1\nabla_x(\Gamma_1(x, y)l) \cdot \nabla_x(\Gamma_2(x, w)m) = \\ = -\Gamma_2(y, w)m \cdot l, \end{aligned}$$

By using the major symmetry of \mathbb{C}_2 and subtracting,

$$\begin{aligned} & S_{D_1}(y, w; l, m) - S_{D_2}(y, w; l, m) + \\ & + \int_{\partial B_R(0)} (\mathbb{C}_2 \nabla_x \Gamma_2(x, w) m) \nu \cdot (\Gamma_1(x, y) l) - \int_{\partial B_R(0)} (\mathbb{C}_1 \nabla_x \Gamma_1(x, y) l) \nu \cdot (\Gamma_2(x, w) m) = \\ & = \Gamma_2(y, w) m \cdot l - \Gamma_1(w, y) l \cdot m. \end{aligned}$$

By (5.5), (5.6), the boundary integrals are infinitesimal as $R \rightarrow \infty$ and, by (5.4)

$$\Gamma_1(w, y) l \cdot m = \Gamma_1(y, w) m \cdot l.$$

□

Let us fix $y = \bar{y} \in \mathbb{R}^3 \setminus \overline{\Omega_D}$ and $l \in \mathbb{R}^3$, $|l| = 1$. Let us define

$$f_k(w; l) = f(\bar{y}, w; l, e_k), \quad k = 1, 2, 3, \quad (6.6)$$

$$f = (f_1, f_2, f_3). \quad (6.7)$$

Similarly, let us fix $w = \bar{w} \in \mathbb{R}^3 \setminus \overline{\Omega_D}$ and $m \in \mathbb{R}^3$, $|m| = 1$. We define

$$\tilde{f}_j(y; m) = f(y, \bar{w}; e_j, m), \quad j = 1, 2, 3, \quad (6.8)$$

$$\tilde{f} = (\tilde{f}_1, \tilde{f}_2, \tilde{f}_3). \quad (6.9)$$

Lemma 6.3. *The vector-valued function $f = f(w; l)$ satisfies the Lamé system*

$$\operatorname{div}_w(\mathbb{C} \nabla_w f) = 0, \quad \text{in } \mathbb{R}^3 \setminus \overline{\Omega_D}, \quad (6.10)$$

for every $l \in \mathbb{R}^3$, $|l| = 1$.

The vector-valued function $\tilde{f} = \tilde{f}(y; m)$ satisfies the Lamé system

$$\operatorname{div}_y(\mathbb{C} \nabla_y \tilde{f}) = 0, \quad \text{in } \mathbb{R}^3 \setminus \overline{\Omega_D}, \quad (6.11)$$

for every $m \in \mathbb{R}^3$, $|m| = 1$.

Proof. Since, by (5.4), $f = (\Gamma^{D_2} - \Gamma^{D_1})(w, \bar{y})l$ and $\tilde{f} = (\Gamma^{D_2} - \Gamma^{D_1})(y, \bar{w})m$, the thesis is a straightforward consequence of Lemma 6.2. □

Theorem 6.4 (Upper bound on the function f). *Under the notation of Lemma 4.2, let*

$$y_h = P - h e_3, \quad (6.12)$$

$$w_h = P - \lambda_w h e_3, \quad 0 < \lambda_w < 1, \quad (6.13)$$

with

$$0 < h \leq \bar{d} \left(1 - \frac{\sin \tilde{\vartheta}_0}{4} \right), \quad (6.14)$$

where $\tilde{\vartheta}_0 = \arctan \frac{1}{L_0}$ and $\nu = -e_3$ is the outer unit normal to D_1 at P . Then, for every $l, m \in \mathbb{R}^3$, $|l| = |m| = 1$, we have

$$|f(y_h, w_h; l, m)| \leq \frac{C}{\lambda_w h} \epsilon^{C_1 \left(\frac{h}{\rho_0}\right)^{C_2}}, \quad (6.15)$$

where ϵ is the error bound introduced in (3.5) and the constant $C > 0$ only depends on $M_0, \alpha, M_1, \alpha_0, \gamma_0, \bar{\lambda}, \bar{\mu}$;

$$C_1 = \gamma \delta^{2+2 \frac{|\log A|}{|\log \chi|}}, \quad C_2 = 2 \frac{|\log \delta|}{|\log \chi|}, \quad A = \frac{\lambda_w}{\frac{\bar{d}}{\rho_0} (1 - \vartheta^* \frac{\sin \tilde{\vartheta}_0}{8})}, \quad \chi = \frac{1 - \frac{\sin \tilde{\vartheta}_0}{8}}{1 + \frac{\sin \tilde{\vartheta}_0}{8}}, \quad (6.16)$$

where $\delta, 0 < \delta < 1, \vartheta^*, 0 < \vartheta^* \leq 1$, only depend on $\alpha_0, \gamma_0, \bar{\lambda}, \bar{\mu}$; $\gamma > 0$ only depends on $M_0, \alpha, M_1, \alpha_0, \gamma_0, \bar{\lambda}, \bar{\mu}$.

Theorem 6.5 (Lower bound on the function f). *Under the notation of Lemma 4.2, let*

$$y_h = P - h e_3. \quad (6.17)$$

For every $i = 1, 2, 3$, there exists $\lambda_w \in \{\frac{2}{3}, \frac{3}{4}, \frac{4}{5}\}$ and there exists $\bar{h} \in (0, \frac{1}{2})$ only depending on $M_0, \alpha, \alpha_0, \gamma_0, \bar{\lambda}, \bar{\mu}, \eta_0$, such that

$$|f(y_h, w_h; e_i, e_i)| \geq \frac{C}{h}, \quad \text{for every } h, 0 < h < \bar{h} \rho, \quad (6.18)$$

where

$$w_h = P - \lambda_w h e_3, \quad (6.19)$$

$$\rho = \min \left\{ \text{dist}(P, D_2), \frac{\rho_0}{12\sqrt{1+M_0^2}} \cdot \min\{1, M_0\} \right\}, \quad (6.20)$$

and $C > 0$ only depends on $M_0, \alpha, \alpha_0, \gamma_0, \bar{\lambda}, \bar{\mu}, \eta_0$.

Proof of Theorem 3.1. From the combination of the upper bound (6.15), with $l = m = e_i$ for $i \in \{1, 2, 3\}$, and from the lower bound (6.18), we have

$$C \leq \epsilon^{C_1 \left(\frac{h}{\rho_0}\right)^{C_2}}, \quad \text{for every } h, 0 < h \leq \bar{h} \rho, \quad (6.21)$$

where ρ is given in (6.20), the constants $C_1 > 0$, $C_2 > 0$ are defined in (6.16) and depend only on M_0 , α , M_1 , α_0 , γ_0 , $\bar{\lambda}$, $\bar{\mu}$, and the constants $C \in (0, 1)$, $\bar{h} \in (0, \frac{1}{2})$ only depend on M_0 , α , α_0 , γ_0 , $\bar{\lambda}$, $\bar{\mu}$, η_0 .

Passing to the logarithm and recalling that $\epsilon \in (0, 1)$, we have

$$h \leq C\rho_0 \left(\frac{1}{|\log \epsilon|} \right)^{\frac{1}{c_2}}, \quad \text{for every } h, 0 < h \leq \bar{h}\rho, \quad (6.22)$$

In particular, choosing $h = \bar{h}\rho$, we have

$$\rho \leq C\rho_0 \left(\frac{1}{|\log \epsilon|} \right)^{\frac{1}{c_2}}. \quad (6.23)$$

If $\rho = \text{dist}(P, D_2)$, by Lemma 4.1 and Lemma 4.2, the thesis follows. If otherwise, $\rho = \frac{\rho_0}{12\sqrt{1+M_0^2}} \min\{1, M_0\}$, the thesis follows by noticing that $d_H(\partial D_1, \partial D_2) \leq \text{diam}(\Omega) \leq C\rho_0$, with $C > 0$ only depending on M_0 , M_1 . \square

7 Proof of Theorem 6.4

The proof is divided into four steps.

Step 1. For any $y, w \in S_{2\rho_0}$ and for any $l, m \in \mathbb{R}^3$, $|l| = |m| = 1$, we have

$$|f(y, w; l, m)| \leq C \frac{\epsilon}{\rho_0}, \quad (7.1)$$

where $C > 0$ only depends on M_0 , α , M_1 , α_0 , γ_0 , $\bar{\lambda}$, $\bar{\mu}$.

For any $y \in S_{2\rho_0}$, $w \in \overline{\Omega^{\rho_0}} \setminus \overline{\Omega_D}$, and for every $l, m \in \mathbb{R}^3$, $|l| = |m| = 1$, we have

$$|f(y, w; l, m)| \leq \frac{C}{\rho_0}, \quad (7.2)$$

where $C > 0$ only depends on M_0 , α , M_1 , α_0 , γ_0 , $\bar{\lambda}$, $\bar{\mu}$.

Proof of Step 1. When $y, w \in \mathbb{R}^3 \setminus \overline{\Omega}$, we may apply the identity (6.1) with $u_1(\cdot) = \Gamma^{D_1}(\cdot, y)l$, $u_2(\cdot) = \Gamma^{D_2}(\cdot, w)m$ obtaining

$$f(y, w; l, m) = \int_{\partial\Omega} (\Gamma^{D_1}(x, y)l) \cdot (\Lambda_{D_1} - \Lambda_{D_2})(\Gamma^{D_2}(x, w)m). \quad (7.3)$$

By (7.3) and by (3.5), we have

$$|f(y, w; l, m)| \leq \frac{\epsilon}{\rho_0} \|\Gamma^{D_1}(\cdot, y)l\|_{H^{\frac{1}{2}}(\partial\Omega)} \|\Gamma^{D_2}(\cdot, w)m\|_{H^{\frac{1}{2}}(\partial\Omega)}.$$

By (5.5) and (5.6), we have

$$\begin{aligned} \|\Gamma^{D_1}(\cdot, y)l\|_{H^{1/2}(\partial\Omega)} &\leq \|\Gamma^{D_1}(\cdot, y)l\|_{H^1(\partial\Omega)} = \\ &= \left(\int_{\partial\Omega} |\Gamma^{D_1}(x, y)|^2 + \rho_0^2 |\nabla \Gamma^{D_1}(x, y)|^2 \right)^{\frac{1}{2}} \leq \\ &\leq C \left(\int_{\partial\Omega} |x - y|^{-2} + \rho_0^2 |x - y|^{-4} \right)^{\frac{1}{2}} \end{aligned}$$

Noticing that, for any $x \in \partial\Omega$, $|x - y| \geq \rho_0$, and estimating $|\partial\Omega|$ as

$$|\partial\Omega| \leq C\rho_0^2, \quad (7.4)$$

where $C > 0$ only depends on M_0, α, M_1 , it follows that

$$\|\Gamma^{D_1}(\cdot, y)l\|_{H^{1/2}(\partial\Omega)} \leq C,$$

with $C > 0$ only depending on $M_0, \alpha, M_1, \alpha_0, \gamma_0, \bar{\lambda}, \bar{\mu}$. Since for any $x \in \partial\Omega$, $|x - w| \geq \rho_0$, a similar estimate holds for $\|\Gamma^{D_2}(\cdot, w)m\|_{H^{1/2}(\partial\Omega)}$, and (7.1) follows.

Let $y \in S_{2\rho_0}$, $w \in \overline{\Omega^{\rho_0}} \setminus \overline{\Omega_D}$. By (5.6) we have

$$|f(y, w; l, m)| \leq C \sum_{i=1}^2 \int_{D_i} |x - y|^{-2} |x - w|^{-2}, \quad (7.5)$$

where $C > 0$ only depends on $M_0, \alpha, \alpha_0, \gamma_0, \bar{\lambda}, \bar{\mu}$. Since $|x - y| \geq \rho_0$, we have

$$|f(y, w; l, m)| \leq C\rho_0^{-2} \sum_{i=1}^2 \int_{D_i} |x - w|^{-2} \equiv C\rho_0^{-2}(I_1 + I_2). \quad (7.6)$$

Let $R = \text{diam}(\Omega) + \rho_0 \leq C\rho_0$, with $C > 0$ only depending on M_0, α, M_1 . Then, $\Omega \subset B_R(w)$ and

$$I_i \leq \int_{B_R(w)} |x - w|^{-2} = 2\pi^2 R \leq C\rho_0, \quad i = 1, 2, \quad (7.7)$$

and (7.2) follows. \square

Step 2. For any $\bar{y} \in S_{2\rho_0}$, for every $l, m \in \mathbb{R}^3$, $|l| = |m| = 1$, we have

$$|f(\bar{y}, w_h; l, m)| \leq \frac{C}{\rho_0} \epsilon^n, \quad (7.8)$$

where

$$\eta = \beta \delta \frac{|\log \frac{\lambda y h}{d_*}|}{|\log \chi|} + 1, \quad (7.9)$$

and $\gamma_0, \bar{\lambda}, \bar{\mu}$; $\chi, 0 < \chi < 1$, only depends on M_0, α ; $d_*, 0 < d_* < \bar{d}$, only depends on $M_0, \alpha, \alpha_0, \gamma_0, \bar{\lambda}, \bar{\mu}$, where \bar{d} has been introduced in Lemma 4.2; $\beta, 0 < \beta < 1, C > 0$ only depend on $M_0, \alpha, M_1, \alpha_0, \gamma_0, \bar{\lambda}, \bar{\mu}$.

Proof of Step 2. Let us fix $\bar{y}, \bar{w} \in S_{2\rho_0}$.

By Lemma 4.2, there exists a path $\gamma \subset (\overline{\Omega^{\rho_0}} \cup S_{2\rho_0}) \setminus \overline{\Omega_D}$ joining \bar{w} to $Q = P - \bar{d}e_3$, such that

$$V(\gamma) \subset \mathbb{R}^3 \setminus \Omega_D, \quad (7.10)$$

when $R = \frac{\bar{d}}{\sqrt{1+L_0^2}}$. Note that $\arcsin \frac{R}{\bar{d}} = \tilde{\vartheta}_0$ as defined in the statement of Theorem 6.4.

Recalling Lemma 6.3, we know that the vector-valued function $f = (f_1, f_2, f_3)$, where $f_k(\cdot; l) = f(\bar{y}, \cdot; l, e_k)$, $k = 1, 2, 3$, satisfies the Lamé system with constant coefficients

$$\operatorname{div}_w(\mathbb{C}\nabla_w f) = 0, \quad \text{in } \mathbb{R}^3 \setminus \overline{\Omega_D}. \quad (7.11)$$

At this stage, a basic tool is the following three spheres inequality for solutions to the Lamé system (7.11) in $B_{\bar{r}}(x) \subset \mathbb{R}^3 \setminus \Omega_D$: there exists ϑ^* , $0 < \vartheta^* \leq 1$, only depending on $\alpha_0, \gamma_0, \bar{\lambda}, \bar{\mu}$, such that for every r_1, r_2, r_3 , $0 < r_1 < r_2 < r_3 \leq \vartheta^* \bar{r}$, we have

$$\|f\|_{L^\infty(B_{r_2}(x))} \leq C \|f\|_{L^\infty(B_{r_1}(x))}^\delta \cdot \|f\|_{L^\infty(B_{r_3}(x))}^{1-\delta}, \quad (7.12)$$

where $C > 0$ and $\delta, 0 < \delta < 1$, only depend on $\alpha_0, \gamma_0, \bar{\lambda}, \bar{\mu}, \frac{r_2}{r_3}, \frac{r_1}{r_3}$.

Let us choose $r_1 = \frac{\vartheta^* \bar{d}}{4}$, $r_2 = 3r_1$, $r_3 = 4r_1$. Let $x_1 = \bar{w}$ and let us define $\{x_i\}$, $i = 1, \dots, s$, as follows: $x_1 = \bar{w}$, $x_{i+1} = \gamma(t_i)$, where $t_i = \max\{t \mid |\gamma(t) - x_i| = r_1\}$ if $|x_i - Q| > 2r_1$; otherwise, let $i = s$ and stop the process. By construction, the balls $B_{r_1}(x_i)$ are pairwise disjoint, $|x_{i+1} - x_i| = 2r_1$ for $i = 1, \dots, s-1$, $|x_s - Q| \leq 2r_1$. Hence, we have

$$s \leq C \left(\frac{\rho_0}{r_1} \right)^3 \leq C', \quad (7.13)$$

where $C' > 0$ only depends on $M_0, \alpha, M_1, \alpha_0, \gamma_0, \bar{\lambda}, \bar{\mu}$. An iterated application of (7.12) and estimates (7.1), (7.2) give

$$\|f(\cdot; l)\|_{L^\infty(B_{r_1}(Q))} \leq C \left(\frac{1}{\rho_0} \right)^{(1-\delta^s)} \cdot \|f(\cdot; l)\|_{L^\infty(B_{r_1}(\bar{w}))}^{\delta^s} \leq \frac{C}{\rho_0} \epsilon^\beta, \quad (7.14)$$

where the constant $C > 0$ depends only on $M_0, \alpha, M_1, \alpha_0, \gamma_0, \bar{\lambda}, \bar{\mu}$, and the constant $\beta, 0 < \beta < 1$, only depends on $M_0, \alpha, M_1, \alpha_0, \gamma_0, \bar{\lambda}, \bar{\mu}$.

Let us denote

$$\lambda_1 = \bar{d}, \quad (7.15)$$

$$\vartheta_1 = \arcsin \left(\frac{\sin \tilde{\vartheta}_0}{4} \right), \quad (7.16)$$

$$w_1 = Q = P - \lambda_1 e_3, \quad (7.17)$$

$$\rho_1 = \vartheta^* \lambda_1 \sin \vartheta_1. \quad (7.18)$$

In order to approach w_h , we construct a sequence of balls contained in the cone $C \left(P, -e_3, \frac{\bar{d}^2 - R^2}{\bar{d}}, \arcsin \frac{R}{\bar{d}} \right)$, with $R = \frac{\bar{d}}{\sqrt{1+L_0^2}}$, as follows. Let us define, for $k \geq 2$,

$$w_k = P - \lambda_k e_3, \quad (7.19)$$

$$\lambda_k = \chi \lambda_{k-1}, \quad (7.20)$$

$$\rho_k = \chi \rho_{k-1}, \quad (7.21)$$

with

$$\chi = \frac{1 - \sin \vartheta_1}{1 + \sin \vartheta_1}. \quad (7.22)$$

We have that

$$\rho_k = \chi^{k-1} \rho_1, \quad (7.23)$$

$$\lambda_k = \chi^{k-1} \lambda_1, \quad (7.24)$$

$$B_{\rho_{k+1}}(w_{k+1}) \subset B_{3\rho_k}(w_k). \quad (7.25)$$

Denoting

$$d(k) = |w_k - P| - \rho_k, \quad (7.26)$$

we have

$$d(k) = \chi^{k-1} d_*, \quad (7.27)$$

with

$$d_* = \lambda_1 (1 - \vartheta^* \sin \vartheta_1). \quad (7.28)$$

For any $t, 0 < t < d_*$, let $k(t)$ the smallest positive integer such that $d(k) \leq t$, that is

$$\frac{\left| \log \frac{t}{d_*} \right|}{|\log \chi|} \leq k(t) - 1 \leq \frac{\left| \log \frac{t}{d_*} \right|}{|\log \chi|} + 1. \quad (7.29)$$

By applying the three spheres inequality (7.12) over the balls centered at w_j with radii $\rho_j, 3\rho_j, 4\rho_j$, for $j = 1, \dots, k(t) - 1$, we obtain

$$\|f(\cdot; l)\|_{L^\infty(B_{\rho_{k(t)}}(w_{k(t)}))} \leq \frac{C}{\rho_0} \epsilon^{\beta \delta^{k(t)-1}}, \quad (7.30)$$

where the constant $C > 0$ only depends on $M_0, \alpha, M_1, \alpha_0, \gamma_0, \bar{\lambda}, \bar{\mu}$. In particular, in view of (6.14), inequality (7.30) holds with $t = \lambda_w h$, and we have

$$|f(w_h; l)| \leq \frac{C}{\rho_0} \epsilon^\eta, \quad (7.31)$$

with η given by (7.9).

For any $m \in \mathbb{R}^3, |m| = 1$, by linearity of $f(\bar{y}, w_h; l, m)$ with respect to the last variable, we have

$$|f(\bar{y}, w_h; l, m)| = \left| \sum_{k=1}^3 m_k f_k(w_h; l) \right| \leq |m| \cdot |f(w_h; l)|, \quad (7.32)$$

and, by (7.31), the thesis follows. \square

At this stage, in order to estimate $f(y_h, w_h; l, m)$ when y_h, w_h are defined by (6.12), (6.13), we shall propagate the smallness with respect to the first variable, by iterating the three spheres inequality over suitable chains of balls. As in Step i), we need a preliminary rough estimate of $f(y, w_h; l, m)$ for any $y \in \mathbb{R}^3 \setminus \Omega_D$. However, since such an estimate degenerates when y approaches Ω_D , we have to restrict our analysis to points y sufficiently far from Ω_D . Precisely, we consider the set $\widehat{V}(\gamma)$ obtained reducing the width of the set $V(\gamma)$ appearing in (7.10) by replacing in its definition $R = \frac{\bar{d}}{\sqrt{1+L_0^2}}$ with $\widehat{R} = \frac{\bar{d}}{2\sqrt{1+L_0^2}}$. Let us denote $\widehat{\vartheta}_0 = \arcsin \frac{\widehat{R}}{d} = \frac{1}{2\sqrt{1+L_0^2}}$.

In Step 4, we shall apply the three-spheres inequality on a chain of balls contained in $\widehat{V}(\gamma)$ and centered at points belonging either to the arc γ or to the segment joining Q to $y_h = P - h e_3$. By a straightforward computation, the distance from Ω_D of the points of all these balls is, at least,

$$h \sin \widehat{\vartheta}_0 = \frac{1}{2} h \sin \widetilde{\vartheta}_0. \quad (7.33)$$

Step 3. For any $y \in \overline{\Omega^{\rho_0}} \setminus \Omega_D^{h \sin \widehat{\vartheta}_0}$ and for any $l, m \in \mathbb{R}^3, |l| = |m| = 1$, we have

$$|f(y, w_h; l, m)| \leq \frac{C}{\rho_0 \lambda_w} \left(\frac{\rho_0}{h} \right), \quad (7.34)$$

where $C > 0$ only depends on $M_0, \alpha, M_1, \alpha_0, \gamma_0, \bar{\lambda}, \bar{\mu}$.

Proof of Step 3. By (5.6) and (6.4) we have

$$|f(y, w_h; l, m)| \leq C \sum_{i=1}^2 \int_{D_i} |x - y|^{-2} |x - w_h|^{-2}, \quad (7.35)$$

where $C > 0$ only depends on $M_0, \alpha, \alpha_0, \gamma_0, \bar{\lambda}, \bar{\mu}$. By Hölder inequality we have

$$\int_{D_i} |x - y|^{-2} |x - w_h|^{-2} \leq \left(\int_{D_i} |x - y|^{-4} \right)^{\frac{1}{2}} \left(\int_{D_i} |x - w_h|^{-4} \right)^{\frac{1}{2}}, \quad (7.36)$$

$i = 1, 2$. Let $R = \text{diam}(\Omega) + \rho_0 \leq C\rho_0$, with $C > 0$ only depending on M_0, α, M_1 . Then, $\Omega \subset B_R(y)$ and $\Omega \subset B_R(w_h)$. Since $|x - y| \geq \sin \hat{\vartheta}_0 h$ for every $x \in \Omega_D$, we have

$$\int_{D_i} |x - y|^{-4} \leq \int_{B_R(y) \setminus B_{\sin \hat{\vartheta}_0 h}(y)} |x - y|^{-4} \leq \frac{C}{h}, \quad i = 1, 2, \quad (7.37)$$

where $C > 0$ only depends on M_0, α . Similarly, since $|x - w_h| \geq \lambda_w \sin \hat{\vartheta}_0 h$, we have

$$\int_{D_i} |x - w_h|^{-4} \leq \frac{C}{\lambda_w h}, \quad i = 1, 2, \quad (7.38)$$

and (7.34) follows. \square

Step 4. Conclusion.

Let $\tilde{y} \in S_{2\rho_0}$ such that $\text{dist}(\tilde{y}, \partial\Omega) = \frac{3}{2}\rho_0$, so that $B_{\frac{\rho_0}{2}}(\tilde{y}) \subset S_{2\rho_0}$ and, by (7.8) of Step 2,

$$\|f(\cdot, w_h; l, m)\|_{L^\infty(B_{\frac{\rho_0}{2}}(\tilde{y}))} \leq \frac{C}{\rho_0} \epsilon^\eta, \quad (7.39)$$

where

$$\eta = \beta \delta^{\frac{|\log \frac{\lambda_w h}{d_*}|}{|\log \chi|} + 1}. \quad (7.40)$$

By Lemma 4.2, there exists a path $\gamma \subset (\overline{\Omega^{\rho_0}} \cup S_{2\rho_0}) \setminus \overline{\Omega}_D$ joining \tilde{y} to $Q = P - \bar{d}e_3$, such that $V(\gamma) \subset \mathbb{R}^3 \setminus \Omega_D$, where $V(\gamma)$ is defined by (7.10).

By Lemma 6.3, the vector-valued function $\tilde{f} = (\tilde{f}_1, \tilde{f}_2, \tilde{f}_3)$, where $\tilde{f}_k(\cdot, m) = f(\cdot, w_h; e_k, m)$, $k = 1, 2, 3$, satisfies the Lamé system (7.11), with constant coefficients λ, μ . Then, we can repeat the propagation of smallness arguments of Step 2 with the following modifications

$$r_1 = \frac{\vartheta^* \bar{d}}{8}, \quad \vartheta_1 = \arcsin \left(\frac{\sin \tilde{\vartheta}_0}{8} \right), \quad (7.41)$$

ensuring that the geometrical construction takes place inside the set $\widehat{V}(\gamma)$ as specified in the previous Step 2. Therefore, estimate (7.34) holds for every point y belonging to the chain of balls.

By repeating the arguments of Step 2, in view of the estimates (7.34) and (7.39), the analogous of (7.14) becomes

$$\|\tilde{f}(\cdot, w_h)\|_{L^\infty(B_\rho(Q))} \leq \frac{C}{\rho_0 \lambda_w} \left(\frac{\rho_0}{h}\right) \epsilon^{\tilde{\eta}}, \quad (7.42)$$

where

$$\tilde{\eta} = \tilde{\beta} \delta^{\frac{|\log \frac{\lambda_w h}{d_*}|}{|\log \chi|} + 1}, \quad (7.43)$$

and $C > 0$ and $\tilde{\beta}$, $0 < \tilde{\beta} < 1$, only depend on M_0 , α , M_1 , α_0 , γ_0 , $\bar{\lambda}$, $\bar{\mu}$, and δ , χ , d_* are the quantities appearing in (7.8).

Finally, by adapting the geometrical construction seen above to the chain of balls joining Q to y_h inside $\widehat{V}(\gamma)$, recalling (7.33) and noticing that the new values of χ and d_* are bigger than the previous ones, we have

$$|\tilde{f}(y_h, w_h)| \leq \frac{C}{\rho_0 \lambda_w} \left(\frac{\rho_0}{h}\right) \epsilon^{\hat{\eta}}, \quad (7.44)$$

where

$$\hat{\eta} = \gamma \delta^{2 + \frac{2}{|\log \chi|} \left| \log \frac{\lambda_w h}{\left(1 - \vartheta^* \frac{\sin \tilde{\vartheta}_0}{8}\right)^{\bar{d}}} \right|}, \quad (7.45)$$

and $\chi = \frac{1 - \frac{\sin \tilde{\vartheta}_0}{8}}{1 + \frac{\sin \tilde{\vartheta}_0}{8}}$; $\gamma > 0$ only depends on M_0 , α , M_1 , α_0 , γ_0 , $\bar{\lambda}$, $\bar{\mu}$; and $C > 0$ only depends on M_0 , α , M_1 , α_0 , γ_0 , $\bar{\lambda}$, $\bar{\mu}$.

By linearity of $\tilde{f}(y, w; l, m)$ with respect to the third argument, the bound (7.44) holds also for $f(y_h, w_h; l, m)$, for every $l, m \in \mathbb{R}^3$, $|l| = |m| = 1$.

Introducing

$$A = \frac{\lambda_w}{\bar{d} \left(1 - \vartheta^* \frac{\sin \tilde{\vartheta}_0}{8}\right)}, \quad B = \frac{2}{|\log \chi|}, \quad (7.46)$$

we may rewrite the second factor in the right hand side of (7.44) as

$$\epsilon^{\gamma \delta^{2+B} \left| \log A \left(\frac{h}{\rho_0}\right) \right|} \leq \epsilon^{\gamma \delta^{2+B} |\log A| \left(\frac{h}{\rho_0}\right)^{B |\log \delta|}}, \quad (7.47)$$

which gives the desired estimate (6.15).

8 Asymptotics of Γ^D

Given a bounded domain D with boundary ∂D of class $C^{1,\alpha}$, with constants $\rho_0, M_0, 0 < \alpha \leq 1$, let $O \in \partial D$ and $\nu = \nu(O)$ the outer unit normal to D at O .

Let us choose a coordinate system with origin O and axis $e_3 = -\nu$, and let $\Gamma^+(x, y) = \Gamma^{\mathbb{R}^3_+}(x, y)$ the normalized fundamental matrix associated to $D = \mathbb{R}^3_+$. We recall that its explicit expression was found by Rongved [R]. See also Section 10 where Rongved's formulas shall be used in more detail.

Recalling the notation $u^D(x, y) = \Gamma^D(x, y)l$ (see (5.3)) and defining similarly $u^+(x, y) = \Gamma^+(x, y)l$, for any $l \in \mathbb{R}^3, |l| = 1$, let us prove an asymptotic approximation of u^D in terms of u^+ .

Theorem 8.1. *Let $y = (0, 0, -h)$, $0 < h < \frac{\rho_0 M_0}{8\sqrt{1+M_0^2}}$. Under the above assumptions and notation, we have*

$$|u^D(x, y) - u^+(x, y)| \leq \frac{C}{\rho_0} \left(\frac{|x - y|}{\rho_0} \right)^{-1+\alpha}, \quad \forall x \in Q_{\frac{\rho_0}{8\sqrt{1+M_0^2}}, \frac{\rho_0 M_0}{8\sqrt{1+M_0^2}}} \cap D, \quad (8.1)$$

$$|\nabla_x u^D(x, y) - \nabla_x u^+(x, y)| \leq \frac{C}{\rho_0^2} \left(\frac{|x - y|}{\rho_0} \right)^{-2+\frac{\alpha^2}{3\alpha+2}}, \quad \forall x \in Q_{\frac{\rho_0}{12\sqrt{1+M_0^2}}, \frac{\rho_0 M_0}{12\sqrt{1+M_0^2}}} \cap D, \quad (8.2)$$

where $C > 0$ only depends on $M_0, \alpha, \alpha_0, \gamma_0, \bar{\lambda}, \bar{\mu}$.

Proof. Let us set

$$R(x, y) = u^D(x, y) - u^+(x, y). \quad (8.3)$$

The estimate of R is based on a local flattening of the boundary ∂D , which is realized through the following transformation Φ (see, for instance, [A-DiC]).

Let us consider a cut-off function $\vartheta \in C^\infty(\mathbb{R})$ such that $0 \leq \vartheta(t) \leq 1$ in \mathbb{R} , $\vartheta = 1$ if $|t| \leq 1$, $\vartheta(t) = 0$ if $|t| \geq 2$, $|\vartheta'(t)| \leq 2$ and $|\vartheta''(t)| \leq 4$ for every $t \in \mathbb{R}$. Let

$$\rho = \frac{\rho_0}{\sqrt{1+M_0^2}} = \rho_0 \cos \vartheta_0, \quad (8.4)$$

where $\tan \vartheta_0 = M_0$. Let us introduce the following transformation

$$\Phi : \mathbb{R}^3 \rightarrow \mathbb{R}^3, \quad (8.5)$$

$$\begin{cases} \xi_1 = x_1, \\ \xi_2 = x_2, \\ \xi_3 = x_3 - \varphi(x_1, x_2) \vartheta \left(\frac{x_3}{5\rho M_0} \right) \vartheta \left(\frac{|x'|}{\rho} \right), \end{cases} \quad (8.6)$$

where φ is the $C^{1,\alpha}$ function that represents locally ∂D .

It is easy to prove that Φ is a $C^{1,\alpha}$ -diffeomorphism satisfying the following properties:

$$\Phi = Id \quad \text{in } \mathbb{R}^3 \setminus Q_{2\rho, 10\rho M_0}, \quad (8.7a)$$

$$\Phi(Q_{2\rho, 10\rho M_0}) = Q_{2\rho, 10\rho M_0}; \quad (8.7b)$$

$$\Phi(x) = (x', x_3 - \varphi(x')), \quad \text{in } Q_{\rho, \rho M_0}, \quad (8.8a)$$

$$\Phi(Q_{\rho, \rho M_0} \cap \partial D) = Q_{\rho, \rho M_0} \cap \{x_3 = 0\}, \quad (8.8b)$$

$$\Phi(Q_{\rho, \rho M_0} \cap D) \supset \{(\xi', \xi_3) \mid |\xi'| < \rho, 0 < \xi_3 < M_0(\rho - |\xi'|)\}, \quad (8.8c)$$

$$\Phi(Q_{\rho, \rho M_0} \setminus \overline{D}) \supset \{(\xi', \xi_3) \mid |\xi'| < \rho, -M_0(\rho - |\xi'|) < \xi_3 < 0\}; \quad (8.8d)$$

$$c^{-1}|x - \tilde{x}| \leq |\Phi(x) - \Phi(\tilde{x})| \leq c|x - \tilde{x}|, \quad \text{for every } x, \tilde{x} \in \mathbb{R}^3; \quad (8.9)$$

$$|\Phi(x) - x| \leq \frac{c}{\rho_0^\alpha} |x'|^{1+\alpha}, \quad \text{for every } x \in \mathbb{R}^3; \quad (8.10)$$

$$|J(x) - Id| \leq \frac{c}{\rho_0^\alpha} |x'|^\alpha, \quad \text{for every } x \in \mathbb{R}^3, \quad (8.11)$$

where $J(x) = \nabla \Phi(x)$ and $c > 0$ is a constant only depending on M_0 .

Denoting

$$\xi = \Phi(x), \quad \eta = \Phi(y) = y, \quad (8.12)$$

and defining

$$\tilde{\Gamma}^D(\xi, \eta) = \Gamma^D(x, y), \quad \tilde{\chi}_D(\xi) = \chi_D(x), \quad \tilde{J}(\xi) = J(x), \quad (8.13)$$

we have that

$$\operatorname{div}_\xi \left\{ \left[(\mathbb{C} + (\mathbb{C}^D - \mathbb{C})\tilde{\chi}_D(\xi)) (\nabla_\xi (\tilde{\Gamma}^D(\xi, \eta)l) \tilde{J}(\xi)) \right] \frac{\tilde{J}^T(\xi)}{\det \tilde{J}(\xi)} \right\} = -l\delta(\xi - \eta),$$

for every $\xi \in \mathbb{R}^3$ and for every $l \in \mathbb{R}^3$, $|l| = 1$. (8.14)

By (8.8c), (8.8d), $\tilde{\chi}_D(\xi) = \chi_+(\xi)$ for every $\xi \in \{(\xi', \xi_3) \mid |\xi'| < \rho, |\xi_3| < M_0(\rho - |\xi'|)\}$ and, therefore,

$$\operatorname{div}_\xi \left\{ \left[(\mathbb{C} + (\mathbb{C}^D - \mathbb{C})\chi_+(\xi))(\nabla_\xi(\tilde{\Gamma}^D(\xi, \eta)l)\tilde{J}(\xi)) \right] \frac{\tilde{J}^T(\xi)}{\det \tilde{J}(\xi)} \right\} = -l\delta(\xi - \eta),$$

in $Q_{\frac{\rho}{2}, \frac{\rho M_0}{2}}$ and for every $l \in \mathbb{R}^3, |l| = 1$. (8.15)

Let us define the function

$$\tilde{R}(\xi, \eta) = \tilde{u}^D(\xi, \eta) - u^+(\xi, \eta), \quad \text{in } Q_{\frac{\rho}{2}, \frac{\rho M_0}{2}}, \quad (8.16)$$

where

$$\tilde{u}^D(\xi, \eta) = \tilde{\Gamma}^D(\xi, \eta)l, \quad (8.17)$$

$$u^+(\xi, \eta) = \Gamma^+(\xi, \eta)l. \quad (8.18)$$

The function $\tilde{R}(\xi, \eta)$ satisfies the equation

$$\operatorname{div}_\xi \left[(\mathbb{C} + (\mathbb{C}^D - \mathbb{C})\chi_+(\xi))\nabla_\xi \tilde{R}(\xi, \eta) \right] = \mathcal{F}(\xi, \eta), \quad \text{in } Q_{\frac{\rho}{2}, \frac{\rho M_0}{2}}, \quad (8.19)$$

where

$$\begin{aligned} \mathcal{F}(\xi, \eta) = & \operatorname{div}_\xi \left\{ \left[(\mathbb{C} + (\mathbb{C}^D - \mathbb{C})\chi_+(\xi))\nabla_\xi \tilde{u}^D(\xi, \eta) \right] \left(Id - \frac{\tilde{J}^T(\xi)}{\det \tilde{J}(\xi)} \right) \right\} - \\ & - \operatorname{div}_\xi \left\{ \left[(\mathbb{C} + (\mathbb{C}^D - \mathbb{C})\chi_+(\xi))(\nabla_\xi \tilde{u}^D(\xi, \eta)(\tilde{J}(\xi) - Id)) \right] \frac{\tilde{J}^T(\xi)}{\det \tilde{J}(\xi)} \right\}. \end{aligned} \quad (8.20)$$

We want to estimate $\tilde{R}(z, \eta)$ for $z \in Q_{\frac{\rho}{4}, \frac{\rho M_0}{4}}^+$ and $\eta = (0, 0, -h) \in Q_{\frac{\rho}{4}, \frac{\rho M_0}{4}}^-$. Using Green's formulas one finds

$$\tilde{R}(z, \eta) \cdot m = I_1 + I_2 + I_3 + I_4 + I_5, \quad (8.21)$$

where

$$I_1 = - \int_{\partial Q_{\frac{\rho}{2}, \frac{\rho M_0}{2}}} \Gamma^+(\xi, z)m \cdot \left\{ \left[\tilde{\mathbb{C}}(\xi)\nabla_\xi \tilde{u}^D(\xi, \eta) \right] \left(Id - \frac{\tilde{J}^T(\xi)}{\det \tilde{J}(\xi)} \right) \right\} \nu_\xi \, d\sigma_\xi, \quad (8.22)$$

$$I_2 = \int_{\partial Q_{\frac{\rho}{2}, \frac{\rho M_0}{2}}} \Gamma^+(\xi, z)m \cdot \left\{ \left[\tilde{\mathbb{C}}(\xi) \left(\nabla_\xi \tilde{u}^D(\xi, \eta)(\tilde{J}(\xi) - Id) \right) \right] \frac{\tilde{J}^T(\xi)}{\det \tilde{J}(\xi)} \right\} \nu_\xi \, d\sigma_\xi, \quad (8.23)$$

$$I_3 = - \int_{\partial Q_{\frac{\rho}{2}, \frac{\rho M_0}{2}}} \left[\tilde{R}(\xi, \eta) \cdot (\tilde{\mathbb{C}}(\xi) \nabla_{\xi}(\Gamma^+(\xi, z)m)) \nu_{\xi} - \Gamma^+(\xi, z)m \cdot (\tilde{\mathbb{C}}(\xi) \nabla_{\xi} \tilde{R}(\xi, \eta)) \nu_{\xi} \right] d\sigma_{\xi}, \quad (8.24)$$

$$I_4 = \int_{Q_{\frac{\rho}{2}, \frac{\rho M_0}{2}}} \nabla_{\xi}(\Gamma^+(\xi, z)m) \cdot \left\{ \left[\tilde{\mathbb{C}}(\xi) \nabla_{\xi} \tilde{u}^D(\xi, \eta) \right] \left(Id - \frac{\tilde{J}^T(\xi)}{\det \tilde{J}(\xi)} \right) \right\} d\xi, \quad (8.25)$$

$$I_5 = - \int_{Q_{\frac{\rho}{2}, \frac{\rho M_0}{2}}} \nabla_{\xi}(\Gamma^+(\xi, z)m) \cdot \left\{ \left[\tilde{\mathbb{C}}(\xi) \left(\nabla_{\xi} \tilde{u}^D(\xi, \eta) (\tilde{J}(\xi) - Id) \right) \right] \frac{\tilde{J}^T(\xi)}{\det \tilde{J}(\xi)} \right\} d\xi, \quad (8.26)$$

where $\tilde{\mathbb{C}} = \mathbb{C} + (\mathbb{C}^D - \mathbb{C})\chi_+$.

Let us estimate I_1 . By Proposition 5.1 and by the properties of the transformation Φ defined by (8.6), we have

$$|I_1| \leq C \rho_0^{-\alpha} \int_{\partial Q_{\frac{\rho}{2}, \frac{\rho M_0}{2}}} |\xi - z|^{-1} |\xi - \eta|^{-2} |\xi|^{\alpha} d\sigma_{\xi}, \quad (8.27)$$

where $C > 0$ only depends on $M_0, \alpha, \alpha_0, \gamma_0, \bar{\lambda}, \bar{\mu}$. Since $\xi \in \partial Q_{\frac{\rho}{2}, \frac{\rho M_0}{2}}$ and $z, \eta \in Q_{\frac{\rho}{4}, \frac{\rho M_0}{4}}$, then

$$|\xi - \eta| \geq C\rho, \quad |\xi - z| \geq C\rho, \quad (8.28)$$

with $C = \frac{1}{4} \min\{1, M_0\}$. Therefore,

$$|I_1| \leq \frac{C}{\rho_0} \left(\frac{\rho}{\rho_0} \right)^{\alpha-1}, \quad (8.29)$$

where $C > 0$ only depends on $M_0, \alpha, \alpha_0, \gamma_0, \bar{\lambda}, \bar{\mu}$.

Similarly, one finds

$$|I_2| \leq \frac{C}{\rho_0} \left(\frac{\rho}{\rho_0} \right)^{\alpha-1}, \quad (8.30)$$

$$|I_3| \leq \frac{C}{\rho_0} \left(\frac{\rho}{\rho_0} \right)^{\alpha-1}, \quad (8.31)$$

where $C > 0$ only depends on $M_0, \alpha, \alpha_0, \gamma_0, \bar{\lambda}, \bar{\mu}$.

In order to estimate I_4 , let us write

$$I_4 = I'_4 + I''_4, \quad (8.32)$$

where

$$I'_4 = \int_{Q_{\frac{\rho}{2}, \frac{\rho M_0}{2}} \setminus Q_{\frac{3\rho}{8}, \frac{3\rho M_0}{8}}} \nabla_{\xi}(\Gamma^+(\xi, z)m) \cdot \left\{ \left[\tilde{\mathbb{C}}(\xi) \nabla_{\xi} \tilde{u}^D(\xi, \eta) \right] \left(Id - \frac{\tilde{J}^T(\xi)}{\det \tilde{J}(\xi)} \right) \right\} d\xi, \quad (8.33)$$

$$I_4'' = \int_{Q_{\frac{3\rho}{8}, \frac{3\rho M_0}{8}}} \nabla_\xi(\Gamma^+(\xi, z)m) \cdot \left\{ \left[\tilde{\mathcal{C}}(\xi) \nabla_\xi \tilde{u}^D(\xi, \eta) \right] \left(Id - \frac{\tilde{J}^T(\xi)}{\det \tilde{J}(\xi)} \right) \right\} d\xi. \quad (8.34)$$

Arguing similarly as in estimating I_1 , we have

$$|I_4'| \leq \frac{C}{\rho_0} \left(\frac{\rho}{\rho_0} \right)^{\alpha-1}, \quad (8.35)$$

where $C > 0$ only depends on $M_0, \alpha, \alpha_0, \gamma_0, \bar{\lambda}, \bar{\mu}$. Note that in the above formulas the factor $\frac{\rho}{\rho_0}$ is a constant which only depends on M_0 . We found it convenient for the following calculations to keep such a constant factor in evidence (see (8.47) below).

For simplicity, let us denote $Q = Q_{\frac{3\rho}{8}, \frac{3\rho M_0}{8}}$. We have

$$I_4'' = I_{4a}'' + I_{4b}'', \quad (8.36)$$

where

$$I_{4a}'' = \int_{Q \cap \{|\xi| < 4|\eta-z|\}} \nabla_\xi(\Gamma^+(\xi, z)m) \cdot \left\{ \left[\tilde{\mathcal{C}}(\xi) \nabla_\xi \tilde{u}^D(\xi, \eta) \right] \left(Id - \frac{\tilde{J}^T(\xi)}{\det \tilde{J}(\xi)} \right) \right\} d\xi, \quad (8.37)$$

$$I_{4b}'' = \int_{Q \cap \{|\xi| \geq 4|\eta-z|\}} \nabla_\xi(\Gamma^+(\xi, z)m) \cdot \left\{ \left[\tilde{\mathcal{C}}(\xi) \nabla_\xi \tilde{u}^D(\xi, \eta) \right] \left(Id - \frac{\tilde{J}^T(\xi)}{\det \tilde{J}(\xi)} \right) \right\} d\xi. \quad (8.38)$$

By Proposition 5.1 and introducing the change of variables

$$\xi = |z - \eta|w, \quad (8.39)$$

we have

$$|I_{4a}''| \leq C \rho_0^{-\alpha} |z - \eta|^{\alpha-1} \int_{|w| < 4} \left| w - \frac{z}{|z - \eta|} \right|^{-2} \left| w - \frac{\eta}{|z - \eta|} \right|^{-2} dw. \quad (8.40)$$

Since the integral on the right hand side is bounded by an absolute constant, see, for instance, [M, Chapter 2, Section 11], we have

$$|I_{4a}''| \leq \frac{C}{\rho_0} \left(\frac{|z - \eta|}{\rho_0} \right)^{\alpha-1}, \quad (8.41)$$

where $C > 0$ only depends on $M_0, \alpha, \alpha_0, \gamma_0, \bar{\lambda}, \bar{\mu}$.

By Proposition 5.1, and noticing that $Q \subset \{|\xi| < \frac{3}{8}\rho\sqrt{1+M_0^2} < 2\rho\sqrt{1+M_0^2}\}$ and that $4|z-\eta| < 2\rho\sqrt{1+M_0^2}$, we have

$$|I''_{4b}| \leq C\rho_0^{-\alpha} \int_{4|\eta-z| \leq |\xi| \leq 2\rho\sqrt{1+M_0^2}} |\xi-z|^{-2} |\xi-\eta|^{-2} |\xi|^\alpha d\xi, \quad (8.42)$$

where $C > 0$ only depends on $M_0, \alpha, \alpha_0, \gamma_0, \bar{\lambda}, \bar{\mu}$. Since, trivially, $|z-\eta| \geq |z|$, $|z-\eta| \geq |\eta|$, we have

$$|\xi| \leq |\xi-\eta| + |\eta| \leq |\xi-\eta| + |z-\eta| \leq |\xi-\eta| + \frac{|\xi|}{4}, \quad (8.43)$$

so that

$$|\xi| \leq \frac{4}{3}|\xi-\eta|. \quad (8.44)$$

Similarly,

$$|\xi| \leq \frac{4}{3}|\xi-z|. \quad (8.45)$$

By inserting (8.44), (8.45) in (8.42), we have

$$|I''_{4b}| \leq C\rho_0^{-\alpha} \int_{4|\eta-z| \leq |\xi| \leq 2\rho\sqrt{1+M_0^2}} |\xi|^{\alpha-4} d\xi \leq \frac{C}{\rho_0} \left(\frac{|z-\eta|}{\rho_0} \right)^{\alpha-1}, \quad (8.46)$$

where $C > 0$ only depends on $M_0, \alpha, \alpha_0, \gamma_0, \bar{\lambda}, \bar{\mu}$.

By (8.35), (8.41), (8.46) and taking into account that

$$|z-\eta| < \frac{\rho\sqrt{1+M_0^2}}{2} = \frac{\rho_0}{2}, \quad (8.47)$$

we have

$$|I_4| \leq \frac{C}{\rho_0} \left(\frac{|z-\eta|}{\rho_0} \right)^{\alpha-1}, \quad (8.48)$$

where $C > 0$ only depends on $M_0, \alpha, \alpha_0, \gamma_0, \bar{\lambda}, \bar{\mu}$.

An estimate analogous to (8.48) holds for I_5 .

By the above estimates and choosing in (8.21) $m = \frac{\tilde{R}(z,\eta)}{|\tilde{R}(z,\eta)|}$, for every $z \in Q_{\frac{\rho}{4}, \frac{\rho M_0}{4}}^+$ and for every $\eta = (0, 0, -h) \in Q_{\frac{\rho}{4}, \frac{\rho M_0}{4}}^-$ we have

$$|\tilde{R}(z,\eta)| \leq \frac{C}{\rho_0} \left(\frac{|z-\eta|}{\rho_0} \right)^{\alpha-1}, \quad (8.49)$$

where $C > 0$ only depends on $M_0, \alpha, \alpha_0, \gamma_0, \bar{\lambda}, \bar{\mu}$. Notice that, by (8.47), $2\frac{|z-\eta|}{\rho_0} < 1$.

Let us get back to the original variables in order to obtain the estimate for $R(x, y)$. Since

$$\Phi^{-1}(\xi) = (\xi', \xi_3 + \varphi(\xi')), \quad \text{in } \Phi(Q_{\rho, \rho M_0}), \quad (8.50)$$

it easy to see that

$$\Phi^{-1}(Q_{\frac{\rho}{4}, \frac{\rho M_0}{4}} \cap \{x_3 = 0\}) = Q_{\frac{\rho}{4}, \frac{\rho M_0}{4}} \cap \partial D, \quad (8.51)$$

$$\Phi^{-1}(Q_{\frac{\rho}{4}, \frac{\rho M_0}{4}}^+) \subset D, \quad (8.52)$$

$$\Phi^{-1}(Q_{\frac{\rho}{4}, \frac{\rho M_0}{4}}^-) \cap D = \emptyset, \quad (8.53)$$

$$Q_{\frac{\rho}{8}, \frac{\rho M_0}{8}} \subset \Phi^{-1}(Q_{\frac{\rho}{4}, \frac{\rho M_0}{4}}), \quad (8.54)$$

$$Q_{\frac{\rho}{8}, \frac{\rho M_0}{8}} \cap D \subset \Phi^{-1}(Q_{\frac{\rho}{4}, \frac{\rho M_0}{4}}^+), \quad (8.55)$$

$$Q_{\frac{\rho}{8}, \frac{\rho M_0}{8}} \setminus \bar{D} \subset \Phi^{-1}(Q_{\frac{\rho}{4}, \frac{\rho M_0}{4}}^-). \quad (8.56)$$

Therefore, for every $x \in Q_{\frac{\rho}{8}, \frac{\rho M_0}{8}} \cap D$ and for every $y \in Q_{\frac{\rho}{8}, \frac{\rho M_0}{8}} \setminus \bar{D}$, $y = (0, 0, -h)$, with $h \in (0, \frac{\rho M_0}{8})$, we have

$$|\tilde{R}(\Phi(x), \Phi(y))| \leq \frac{C}{\rho_0} \left(\frac{|\Phi(x) - \Phi(y)|}{\rho_0} \right)^{\alpha-1}, \quad (8.57)$$

where $C > 0$ only depends on $M_0, \alpha, \alpha_0, \gamma_0, \bar{\lambda}, \bar{\mu}$.

Recalling that $\Phi(y) = y$, we have

$$\begin{aligned} R(x, y) &= u^D(x, y) - u^+(\Phi(x), \Phi(y)) + u^+(\Phi(x), \Phi(y)) - u^+(x, y) = \\ &= \tilde{R}(\Phi(x), \Phi(y)) + (u^+(\Phi(x), \Phi(y)) - u^+(x, y)). \end{aligned} \quad (8.58)$$

In order to estimate the second addend in (8.58), let us distinguish two cases.

Case i): $x_3 \geq 0$, that is $x \in \bar{\mathbb{R}}^{3+}$.

By the results in [L-N], $u^+(\cdot, y) \in C^1(\bar{\mathbb{R}}^{3+})$ and, since the segment $S = [x, \Phi(x)]$ is contained in $\bar{\mathbb{R}}^{3+}$, by (5.6), (8.10) and noticing that $|x'| \leq |x - y|$, we have

$$\begin{aligned} |u^+(\Phi(x), \Phi(y)) - u^+(x, y)| &\leq \|\nabla u^+(\cdot, y)\|_{L^\infty(S)} |\Phi(x) - x| = \\ &= |\nabla u^+(w, y)| \cdot |\Phi(x) - x| \leq C \rho_0^{-\alpha} |w - y|^{-2} |x - y|^{1+\alpha}, \end{aligned} \quad (8.59)$$

where $w \in [x, \Phi(x)]$ and $C > 0$ only depends on $M_0, \alpha, \alpha_0, \gamma_0, \bar{\lambda}, \bar{\mu}$.

Since either $|w - y| \geq |x - y|$ or $|w - y| \geq |\Phi(x) - y|$ and, by (8.9), $|\Phi(x) - y| = |\Phi(x) - \Phi(y)| \geq C|x - y|$, we have that

$$|u^+(\Phi(x), \Phi(y)) - u^+(x, y)| \leq \frac{C}{\rho_0} \left(\frac{|x - y|}{\rho_0} \right)^{-1+\alpha}, \quad (8.60)$$

where $C > 0$ only depends on $M_0, \alpha, \alpha_0, \gamma_0, \bar{\lambda}, \bar{\mu}$.

Case ii): $x_3 < 0$, that is $x \in \overline{\mathbb{R}^{3-}}$.

Let $\tilde{x} = (x', \varphi(x')) \in \partial D$ and $\bar{x} = \Phi(\tilde{x}) = (x', 0)$. By using the C^1 -regularity of u^+ separately in $\overline{\mathbb{R}^{3+}}$ and in $\overline{\mathbb{R}^{3-}}$, we have

$$\begin{aligned} |u^+(\Phi(x), y) - u^+(x, y)| &\leq |u^+(\Phi(x), y) - u^+(\bar{x}, y)| + |u^+(\bar{x}, y) - u^+(x, y)| \\ &\leq |\nabla u^+(w^+, y)| \cdot |\Phi(x) - \bar{x}| + |\nabla u^+(w^-, y)| \cdot |\bar{x} - x|, \end{aligned} \quad (8.61)$$

where $w^+ \in S^+ = [\Phi(x), \bar{x}]$, $w^- \in S^- = [\bar{x}, x]$. Let $\tilde{w}^+ = \Phi^{-1}(w^+)$. Since $w^+ \in [\bar{x}, \Phi(x)]$, by (8.50) we have that $\tilde{w}^+ \in [\Phi^{-1}(\bar{x}), \Phi^{-1}(\Phi(x))] = [\tilde{x}, x]$. Therefore, $x \in [\tilde{w}^+, w^+]$, so that either $|w^+ - y| \geq |x - y|$ or $|\tilde{w}^+ - y| \geq |x - y|$. Noticing that $|w^+ - y| = |\Phi(\tilde{w}^+) - \Phi(y)| \geq C|\tilde{w}^+ - y|$, in both cases, by (5.6), we have

$$|\nabla u^+(w^+, y)| \leq C|x - y|^{-2}, \quad (8.62)$$

where $C > 0$ only depends on $M_0, \alpha, \alpha_0, \gamma_0, \bar{\lambda}, \bar{\mu}$.

Now, let $\tilde{w}^- = \Phi^{-1}(w^-)$. Recalling (8.50) and considering the third components, from $w_3^- < [\Phi(x)]_3$ it follows that $w_3^- = [\Phi^{-1}(w^-)]_3 < [\Phi^{-1}(\Phi(x))]_3 = x_3$. On the other hand, $x_3 < w_3^-$, so that $x \in [w^-, \tilde{w}^-]$. Therefore, either $|w^- - y| \geq |x - y|$ or $|\tilde{w}^- - y| \geq |x - y|$. Noticing that $|w^- - y| = |\Phi(\tilde{w}^-) - \Phi(y)| \geq C|\tilde{w}^- - y|$, in both cases, by (5.6), we have

$$|\nabla u^+(w^-, y)| \leq C|x - y|^{-2}, \quad (8.63)$$

where $C > 0$ only depends on $M_0, \alpha, \alpha_0, \gamma_0, \bar{\lambda}, \bar{\mu}$.

By (8.61)–(8.63) and (8.10), we have

$$\begin{aligned} |u^+(\Phi(x), y) - u^+(x, y)| &\leq C|x - y|^{-2}(|\Phi(x) - \bar{x}| + |\bar{x} - x|) = \\ &= C|x - y|^{-2}|\Phi(x) - x| \leq \frac{C}{\rho_0} \left(\frac{|x - y|}{\rho_0} \right)^{-1+\alpha}, \end{aligned} \quad (8.64)$$

where $C > 0$ only depends on $M_0, \alpha, \alpha_0, \gamma_0, \bar{\lambda}, \bar{\mu}$.

By (8.57)–(8.58), (8.64) and (8.10), estimate (8.1) follows.

In order to obtain (8.2), let $x, y \in Q_{\frac{\rho}{12}, \frac{\rho M_0}{12}}$, $x \in D \cap \{x_3 \geq 0\}$, $y = (0, 0, -h)$, $h > 0$, and let

$$\Delta(x) = \frac{|x - y|}{8\sqrt{1 + M_0^2}}. \quad (8.65)$$

Since $|x - y| \leq \frac{\rho}{6} \sqrt{1 + M_0^2}$, for every $x, y \in Q_{\frac{\rho}{12}, \frac{\rho M_0}{12}}$, it follows that

$$\Delta(x) \leq \frac{\rho}{48}, \quad (8.66)$$

so that

$$Q_{2\Delta(x), 2\Delta(x)M_0}(x) \subset Q_{\frac{\rho}{8}, \frac{\rho M_0}{8}}, \forall x \in Q_{\frac{\rho}{12}, \frac{\rho M_0}{12}}. \quad (8.67)$$

Let us define $Q_D^+(x) = Q_{\Delta(x), \Delta(x)M_0}^+(x) \cap D$. Let $\beta = \frac{\alpha}{2(1+\alpha)}$.

By a standard interpolation inequality, we have

$$\begin{aligned} & \|\nabla R(\cdot, y)\|_{L^\infty(Q_D^+(x))} \leq \\ & \leq C \left(\|R(\cdot, y)\|_{L^\infty(Q_D^+(x))}^{\frac{\beta}{1+\beta}} |\nabla R(\cdot, y)|_{\beta, Q_D^+(x)}^{\frac{1}{1+\beta}} + \frac{1}{\Delta(x)} \|R(\cdot, y)\|_{L^\infty(Q_D^+(x))} \right), \end{aligned} \quad (8.68)$$

where $C > 0$ only depends on M_0 and α .

By Lemma 5.2, and noticing that $\overline{Q_D^+(x)} \subset \overline{\mathbb{R}^{3+}} \cap \overline{D}$,

$$\begin{aligned} & |\nabla R(\cdot, y)|_{\beta, Q_D^+(x)} \leq |\nabla u^D(\cdot, y)|_{\beta, Q_D^+(x)} + |\nabla u^+(\cdot, y)|_{\beta, Q_D^+(x)} \leq \\ & \leq \frac{C}{\Delta(x)^{1+\beta}} \left(\|u^D(\cdot, y)\|_{L^\infty(Q_{2\Delta(x), 2\Delta(x)M_0}(x))} + \|u^+(\cdot, y)\|_{L^\infty(Q_{2\Delta(x), 2\Delta(x)M_0}(x))} \right), \end{aligned} \quad (8.69)$$

where $C > 0$ only depends on $M_0, \alpha, \alpha_0, \gamma_0, \bar{\lambda}, \bar{\mu}$. Noticing that for any $w \in Q_{2\Delta(x), 2\Delta(x)M_0}(x)$,

$$|w - y| \geq |x - y| - |w - x| \geq |x - y| - 2\Delta(x) \sqrt{1 + M_0^2} = \frac{3}{4}|x - y|, \quad (8.70)$$

and by applying (5.5) to both u^D and u^+ , we have

$$\|u^D(\cdot, y)\|_{L^\infty(Q_{2\Delta(x), 2\Delta(x)M_0}(x))} \leq C|x - y|^{-1}, \quad (8.71)$$

$$\|u^+(\cdot, y)\|_{L^\infty(Q_{2\Delta(x), 2\Delta(x)M_0}(x))} \leq C|x - y|^{-1}, \quad (8.72)$$

where $C > 0$ only depends on $M_0, \alpha, \alpha_0, \gamma_0, \bar{\lambda}, \bar{\mu}$.

From (8.69), (8.71), (8.72), we have

$$|\nabla R(\cdot, y)|_{\beta, Q_D^+(x)} \leq C|x - y|^{-2-\beta}, \quad (8.73)$$

with $C > 0$ only depending on $M_0, \alpha, \alpha_0, \gamma_0, \bar{\lambda}, \bar{\mu}$.

By (8.68), (8.73), (8.1) and (8.70), we obtain

$$\begin{aligned} |\nabla_x u^D(x, y) - \nabla_x u^+(x, y)| &\leq \|\nabla R(\cdot, y)\|_{L^\infty(Q_D^+(x))} \leq \\ &\leq \frac{C}{\rho_0^2} \left[\left(\frac{|x-y|}{\rho_0} \right)^{-2+\frac{\alpha\beta}{\beta+1}} + \left(\frac{|x-y|}{\rho_0} \right)^{-2+\alpha} \right], \end{aligned} \quad (8.74)$$

where $C > 0$ only depends on $M_0, \alpha, \alpha_0, \gamma_0, \bar{\lambda}, \bar{\mu}$. Taking into account that $0 < \frac{\beta}{\beta+1} < 1$, we obtain (8.2). \square

9 Proof of Theorem 6.5

Let $\rho = \min \left\{ \text{dist}(O, D_2), \frac{\rho_0}{12\sqrt{1+M_0^2}} \cdot \min\{1, M_0\} \right\}$, and $h \leq \bar{h}\rho$, with $\bar{h} \in (0, \frac{1}{2})$ to be chosen later, where $O \equiv P$ denotes the origin of the cartesian coordinate system, with $e_3 = -\nu$, ν being the outer unit normal to D_1 at O . This choice ensures that estimates (8.1), (8.2) hold for $D = D_1$ in $B_\rho(O) \cap D_1$ and $B_\rho^+(O) \cap D_1$, respectively. For simplicity, in the following we shall denote $B_\rho = B_\rho(O)$, $B_\rho^+ = B_\rho^+(O)$.

By (6.4) we have

$$|f(y_h, w_h; l, m)| \geq |S_{D_1}(y_h, w_h; l, m)| - |S_{D_2}(y_h, w_h; l, m)|. \quad (9.1)$$

In order to estimate $|S_{D_1}|$ from below, we write

$$\begin{aligned} S_{D_1}(y_h, w_h; l, m) &= \int_{D_1 \cap B_\rho} (\mathbb{C}^I - \mathbb{C}) \nabla_x (\Gamma^+(x, y_h)l) \cdot \nabla_x (\Gamma(x, w_h)m) + \\ &+ \int_{D_1 \cap B_\rho} (\mathbb{C}^I - \mathbb{C}) \nabla_x ((\Gamma^{D_1}(x, y_h) - \Gamma^+(x, y_h))l) \cdot \nabla_x ((\Gamma^{D_2}(x, w_h) - \Gamma(x, w_h))m) + \\ &+ \int_{D_1 \cap B_\rho} (\mathbb{C}^I - \mathbb{C}) \nabla_x ((\Gamma^{D_1}(x, y_h) - \Gamma^+(x, y_h))l) \cdot \nabla_x (\Gamma(x, w_h)m) + \\ &+ \int_{D_1 \cap B_\rho} (\mathbb{C}^I - \mathbb{C}) \nabla_x (\Gamma^+(x, y_h)l) \cdot \nabla_x ((\Gamma^{D_2}(x, w_h) - \Gamma(x, w_h))m) + \\ &+ \int_{D_1 \setminus B_\rho} (\mathbb{C}^I - \mathbb{C}) \nabla_x (\Gamma^{D_1}(x, y_h)l) \cdot \nabla_x (\Gamma^{D_2}(x, w_h)m), \end{aligned} \quad (9.2)$$

where $\Gamma(x, y)$ is the *Kelvin fundamental solution* in \mathbb{R}^3 of the Lamé operator with constant coefficients λ, μ . It is well known (see [G]) that

$$\Gamma(x, y) = \frac{1}{16\pi\mu(1-\nu)} \cdot \frac{1}{|x-y|} \left(\frac{(x-y) \otimes (x-y)}{|x-y|^2} + (3-4\nu)Id \right). \quad (9.3)$$

Since the leading term of S_{D_1} , as $h \rightarrow 0$, is the first integral in the right hand side of (9.2), it is convenient to represent the domain of integration as follows

$$D_1 \cap B_\rho = B_\rho^+ \cup (D_1 \cap B_\rho^-) \setminus (B_\rho^+ \setminus D_1) \quad (9.4)$$

and rewrite (9.2) as

$$S_{D_1}(y_h, w_h; l, m) = I_1 + R_1 + R_2 + R_3, \quad (9.5)$$

where

$$I_1 = \int_{B_\rho^+} (\mathbb{C}^I - \mathbb{C}) \nabla_x(\Gamma^+(x, y_h)l) \cdot \nabla_x(\Gamma(x, w_h)m), \quad (9.6)$$

$$\begin{aligned} R_1 = & \int_{D_1 \cap B_\rho^-} (\mathbb{C}^I - \mathbb{C}) \nabla_x(\Gamma^+(x, y_h)l) \cdot \nabla_x(\Gamma(x, w_h)m) - \\ & - \int_{B_\rho^+ \setminus D_1} (\mathbb{C}^I - \mathbb{C}) \nabla_x(\Gamma^+(x, y_h)l) \cdot \nabla_x(\Gamma(x, w_h)m), \end{aligned} \quad (9.7)$$

$$R_2 = \int_{D_1 \setminus B_\rho} (\mathbb{C}^I - \mathbb{C}) \nabla_x(\Gamma^{D_1}(x, y_h)l) \cdot \nabla_x(\Gamma^{D_2}(x, w_h)m), \quad (9.8)$$

$$\begin{aligned} R_3 = & \int_{D_1 \cap B_\rho} (\mathbb{C}^I - \mathbb{C}) \nabla_x((\Gamma^{D_1}(x, y_h) - \Gamma^+(x, y_h))l) \cdot \nabla_x(\Gamma(x, w_h)m) + \\ & + \int_{D_1 \cap B_\rho} (\mathbb{C}^I - \mathbb{C}) \nabla_x(\Gamma^{D_1}(x, y_h)l) \cdot \nabla_x((\Gamma^{D_2}(x, w_h) - \Gamma(x, w_h))m). \end{aligned} \quad (9.9)$$

Lemma 9.1.

$$\begin{aligned} I_1 = & \frac{1}{h} \int_{\mathbb{R}_+^3} (\mathbb{C}^I - \mathbb{C}) \nabla_x(\Gamma^+(x, -e_3)l) \cdot \nabla_x(\Gamma(x, -\lambda_w e_3)m) - \\ & - \frac{1}{h} \int_{\mathbb{R}_+^3 \setminus B_{\frac{\rho}{h}}^+} (\mathbb{C}^I - \mathbb{C}) \nabla_x(\Gamma^+(x, -e_3)l) \cdot \nabla_x(\Gamma(x, -\lambda_w e_3)m). \end{aligned} \quad (9.10)$$

Proof. Let us start with proving the following identities, which hold for any $h > 0$, $\xi, y_0 \in \mathbb{R}^3$, $\xi \neq y_0$:

$$\Gamma(\xi, y_0) = h\Gamma(h\xi, hy_0), \quad \Gamma^+(\xi, y_0) = h\Gamma^+(h\xi, hy_0). \quad (9.11)$$

Let us prove the first identity. By the definition of $\Gamma(\cdot, y)$, we have

$$\int_{\mathbb{R}^3} \mathbb{C} \nabla_x(\Gamma(x, y)l) \cdot \nabla_x \varphi(x) = l \cdot \varphi(y), \quad \text{for every } \varphi \in C_0^\infty(\mathbb{R}^3). \quad (9.12)$$

By choosing $y = hy_0$ and performing the change of variables $\xi = \frac{x}{h}$, we have

$$\int_{\mathbb{R}^3} \mathbb{C} \nabla_{\xi} (h\Gamma(h\xi, hy_0)l) \cdot \nabla_{\xi} \psi(\xi) = l \cdot \psi(y_0), \quad \text{for every } \psi \in C_0^{\infty}(\mathbb{R}^3), \quad (9.13)$$

where $\psi(\xi) = \phi(h\xi)$, that is the first identity in (9.11) holds. The second identity in (9.11) can be derived similarly, taking into account that $\chi^+(hx) = \chi^+(x)$ for every $h > 0$.

By applying the change of variables $\xi = \frac{x}{h}$ to I_1 , recalling (6.17), (6.18) and using (9.11), we obtain the identity (9.10). \square

Let us set

$$I_1 = I_1' - I_1'', \quad (9.14)$$

where

$$I_1' = \frac{1}{h} \int_{\mathbb{R}_+^3} (\mathbb{C}^I - \mathbb{C}) \nabla_x (\Gamma^+(x, -e_3)l) \cdot \nabla_x (\Gamma(x, -\lambda_w e_3)m), \quad (9.15)$$

$$I_1'' = \frac{1}{h} \int_{\mathbb{R}_+^3 \setminus B_{\frac{\rho}{h}}^+} (\mathbb{C}^I - \mathbb{C}) \nabla_x (\Gamma^+(x, -e_3)l) \cdot \nabla_x (\Gamma(x, -\lambda_w e_3)m). \quad (9.16)$$

Let us first estimate from above I_1'' . By recalling (5.6) and observing that $|\xi + e_3| \geq |\xi|$, $|\xi + \lambda_w e_3| \geq |\xi|$, we have

$$|I_1''| \leq \frac{C}{\rho}, \quad (9.17)$$

where $C > 0$ only depends on $\alpha_0, \gamma_0, \bar{\lambda}, \bar{\mu}$.

In order to evaluate I_1' , let us premise the following identity.

Lemma 9.2.

$$\int_{\mathbb{R}_+^3} (\mathbb{C}^I - \mathbb{C}) \nabla_x (\Gamma^+(x, y_0)l) \cdot \nabla_x (\Gamma(x, w_0)m) = (\Gamma(y_0, w_0) - \Gamma^+(y_0, w_0))m \cdot l, \quad \text{for every } y_0, w_0 \in \mathbb{R}^3, y_0 \neq w_0. \quad (9.18)$$

Proof. This is a special case of [B-F-V, Proposition 3.2], the proof is analogous to the one of Lemma 6.2. \square

Proposition 9.3. *Let $y_0 = (0, 0, -1)$, $w_0 = (0, 0, -\lambda_w)$. For every $i = 1, 2, 3$, there exists $\lambda_w \in \{\frac{2}{3}, \frac{3}{4}, \frac{4}{5}\}$ such that*

$$|(\Gamma^+(y_0, w_0) - \Gamma(y_0, w_0))e_i \cdot e_i| \geq \mathcal{C}, \quad (9.19)$$

where $\mathcal{C} > 0$ only depends on $\alpha_0, \gamma_0, \bar{\lambda}, \bar{\mu}, \eta_0$.

The proof is postponed to the next Section 10.

Remark 9.4. We note that for the present purposes it would suffice to prove that (9.19) holds true for at least one $i = 1, 2, 3$. We believe that such a result, slightly stronger than necessary, may be instructive because we shall show by examples (Section 10) that there may be values of λ_w for which $(\Gamma^+(y_0, w_0) - \Gamma(y_0, w_0))e_i \cdot e_i$ may indeed equal zero.

On the other hand, taking advantage of the explicit character of Γ^+ , we shall prove that $(\Gamma^+(y_0, w_0) - \Gamma(y_0, w_0))e_i \cdot e_i$ may vanish only for finitely many values of λ_w .

Finally, let us note that we restrict the choice of λ_w to three specific values just for the sake of definiteness and also with the purpose of having (9.19) in a constructive form.

Choosing $l = m = e_i$, $i = 1, 2, 3$, and taking into account (9.10), (9.17), (9.18) and (9.19), we have

$$I_1 \geq \frac{\mathcal{C}}{h} + I_1'', \quad \text{with } |I_1''| \leq \frac{C}{\rho}, \quad (9.20)$$

where $\mathcal{C} > 0$ and $C > 0$ only depend on $\alpha_0, \gamma_0, \bar{\lambda}, \bar{\mu}, \eta_0$.

Let us estimate $|R_1|$ from above. By recalling (9.7), by using (5.6), (9.3), and by the change of variables $y = \frac{x}{h}$, we have

$$\begin{aligned} |R_1| &\leq C \int_{\mathbb{R}^2} \left(\int_{-\frac{M_0}{\rho_0^\alpha} |x'|^{1+\alpha}}^{\frac{M_0}{\rho_0^\alpha} |x'|^{1+\alpha}} |x - y_h|^{-2} |x - w_h|^{-2} dx_3 \right) dx_1 dx_2 = \\ &= C \int_{\mathbb{R}^2} \left(\int_{-\frac{M_0}{\rho_0^\alpha} |x'|^{1+\alpha}}^{\frac{M_0}{\rho_0^\alpha} |x'|^{1+\alpha}} \frac{1}{(|x'|^2 + (x_3 + h)^2)(|x'|^2 + (x_3 + \lambda_w h)^2)} dx_3 \right) dx_1 dx_2 = \\ &= \frac{C}{h} \int_{\mathbb{R}^2} \left(\int_{-\frac{M_0}{\rho_0^\alpha} h^\alpha |y'|^{1+\alpha}}^{\frac{M_0}{\rho_0^\alpha} h^\alpha |y'|^{1+\alpha}} \frac{1}{(|y'|^2 + (y_3 + 1)^2)(|y'|^2 + (y_3 + \lambda_w)^2)} dy_3 \right) dy_1 dy_2, \end{aligned} \quad (9.21)$$

where $C > 0$ only depends on $M_0, \alpha, \alpha_0, \gamma_0, \bar{\lambda}, \bar{\mu}$.

It is convenient to split \mathbb{R}^2 as the union of the sets $A = \{y' \in \mathbb{R}^2 \mid |y'| \geq \left(\frac{2M_0}{\rho_0^\alpha}\right)^{-\frac{1}{1+\alpha}} h^{-\frac{\alpha}{1+\alpha}}\}$, $B = \{y' \in \mathbb{R}^2 \mid |y'| < \left(\frac{2M_0}{\rho_0^\alpha}\right)^{-\frac{1}{1+\alpha}} h^{-\frac{\alpha}{1+\alpha}}\}$ and to estimate the integral in the right hand side of (9.21) separately in A and B . We

obviously have

$$\begin{aligned}
& \frac{C}{h} \int_A \left(\int_{-\frac{M_0}{\rho_0^\alpha} h^\alpha |y'|^{1+\alpha}}^{\frac{M_0}{\rho_0^\alpha} h^\alpha |y'|^{1+\alpha}} \frac{1}{(|y'|^2 + (y_3 + 1)^2)(|y'|^2 + (y_3 + \lambda_w)^2)} dy_3 \right) dy_1 dy_2 \leq \\
& \leq \frac{C}{\rho_0^\alpha} h^{\alpha-1} \int_A \frac{|y'|^{1+\alpha}}{|y'|^4} dy_1 dy_2 = \frac{C}{\rho_0} \left(\frac{h}{\rho_0} \right)^{\alpha-1} \int_{\left(\frac{2M_0}{\rho_0^\alpha}\right)^{-\frac{1}{1+\alpha}} h^{-\frac{\alpha}{1+\alpha}}}^{+\infty} r^{\alpha-2} dr = \frac{C}{\rho_0} \left(\frac{h}{\rho_0} \right)^{\frac{\alpha-1}{\alpha+1}}, \tag{9.22}
\end{aligned}$$

where $C > 0$ only depends on $M_0, \alpha, \alpha_0, \gamma_0, \bar{\lambda}, \bar{\mu}$.

In B we have that $|y_3| < \frac{1}{2}$, so that $|y_3 + 1| > \frac{1}{2}$ and $|y_3 + \lambda_w| \geq \lambda_w - \frac{1}{2} \geq \frac{2}{3} - \frac{1}{2} = \frac{1}{6}$. Therefore

$$\begin{aligned}
& \frac{C}{h} \int_B \left(\int_{-\frac{M_0}{\rho_0^\alpha} h^\alpha |y'|^{1+\alpha}}^{\frac{M_0}{\rho_0^\alpha} h^\alpha |y'|^{1+\alpha}} \frac{1}{(|y'|^2 + (y_3 + 1)^2)(|y'|^2 + (y_3 + \lambda_w)^2)} dy_3 \right) dy_1 dy_2 \leq \\
& \leq \frac{C}{\rho_0^\alpha} h^{\alpha-1} \int_B \frac{|y'|^{1+\alpha}}{(|y'|^2 + \frac{1}{36})^2} \leq \frac{C}{\rho_0} \left(\frac{h}{\rho_0} \right)^{\alpha-1} \int_{\mathbb{R}^2} \frac{|y'|^{1+\alpha}}{(|y'|^2 + \frac{1}{36})^2} = \frac{C}{\rho_0} \left(\frac{h}{\rho_0} \right)^{\alpha-1}, \tag{9.23}
\end{aligned}$$

where $C > 0$ only depends on $M_0, \alpha, \alpha_0, \gamma_0, \bar{\lambda}, \bar{\mu}$. By (9.21)–(9.23), and recalling that $\frac{h}{\rho_0} \leq 1$, we have

$$|R_1| \leq \frac{C}{\rho_0} \left(\frac{h}{\rho_0} \right)^{\alpha-1}, \tag{9.24}$$

where $C > 0$ only depends on $M_0, \alpha, \alpha_0, \gamma_0, \bar{\lambda}, \bar{\mu}$.

Let us estimate R_2 from above. By (5.6), we have

$$|R_2| \leq C \int_{\mathbb{R}^3 \setminus B_\rho} |x - y_h|^{-2} |x - w_h|^{-2}, \tag{9.25}$$

where $C > 0$ only depends on $M_0, \alpha, \alpha_0, \gamma_0, \bar{\lambda}, \bar{\mu}$. Since $h \leq \frac{\rho}{2}$ and $\lambda_w \in (0, 1)$, we have $B_h(y_h) \subset B_\rho, B_h(w_h) \subset B_\rho$, so that $|x - y_h| \geq h, |x - w_h| \geq h$ for every $x \in \mathbb{R}^3 \setminus B_\rho$. Moreover, $|x - y_h| \geq |x| - h, |x - w_h| \geq |x| - \lambda_w h \geq |x| - h$. Passing to spherical coordinates, denoting by r the radial coordinate and taking into account that, since $h \leq \frac{\rho}{2} \leq \frac{r}{2}$, we have $r - h \geq \frac{r}{2}$, it follows that

$$|R_2| \leq C \int_\rho^\infty \frac{r^2}{(r - h)^4} dr \leq C \int_\rho^\infty \frac{dr}{r^2} = \frac{C}{\rho}, \tag{9.26}$$

where $C > 0$ only depends on $M_0, \alpha, \alpha_0, \gamma_0, \bar{\lambda}, \bar{\mu}$.

Let us estimate R_3 from above. To this aim, let us set

$$R_3 = R'_3 + R''_3, \quad (9.27)$$

where

$$R'_3 = \int_{D_1 \cap B_\rho} (\mathbb{C}^I - \mathbb{C}) \nabla_x ((\Gamma^{D_1}(x, y_h) - \Gamma^+(x, y_h))l) \cdot \nabla_x (\Gamma(x, w_h)m), \quad (9.28)$$

$$R''_3 = \int_{D_1 \cap B_\rho} (\mathbb{C}^I - \mathbb{C}) \nabla_x (\Gamma^{D_1}(x, y_h)l) \cdot \nabla_x ((\Gamma^{D_2}(x, w_h) - \Gamma(x, w_h))m). \quad (9.29)$$

Noticing that $D_1 \cap B_\rho \subset \mathbb{R}_+^3 \cup \left(\mathbb{R}^3 \cap \left\{ -\frac{M_0}{\rho_0^\alpha} |x'|^{1+\alpha} \leq x_3 \leq 0 \right\} \right)$, by (8.2), (9.3), (5.6) we have

$$R'_3 \leq \frac{C}{\rho_0^\gamma} \int_{\mathbb{R}_+^3} |x-y_h|^{-2+\gamma} |x-w_h|^{-2} + C \int_{\mathbb{R}^3 \cap \left\{ -\frac{M_0}{\rho_0^\alpha} |x'|^{1+\alpha} \leq x_3 \leq 0 \right\}} |x-y_h|^{-2} |x-w_h|^{-2}, \quad (9.30)$$

where $\gamma = \frac{\alpha^2}{3\alpha+2} < \frac{1}{2}$ and $C > 0$ only depends on $M_0, \alpha, \alpha_0, \gamma_0, \bar{\lambda}, \bar{\mu}$.

By passing to cylindrical coordinates and applying Hölder inequality twice, we have

$$\begin{aligned} & \frac{1}{\rho_0^\gamma} \int_{\mathbb{R}_+^3} |x-y_h|^{-2+\gamma} |x-w_h|^{-2} \leq \\ & \leq \frac{C}{\rho_0^\gamma} \int_0^\infty \left(\int_0^\infty r (r^2 + (x_3+h)^2)^{-1+\frac{\gamma}{2}} (r^2 + (x_3+\lambda_w h)^2)^{-1} dr \right) dx_3 \leq \\ & \leq \frac{C}{\rho_0^\gamma} \int_0^\infty (x_3+h)^{\gamma-1} (x_3+\lambda_w h)^{-1} dx_3 = \frac{C}{\rho_0} \left(\frac{h}{\rho_0} \right)^{\gamma-1}, \end{aligned} \quad (9.31)$$

where $C > 0$ only depends on $M_0, \alpha, \alpha_0, \gamma_0, \bar{\lambda}, \bar{\mu}$.

On the other hand, by (9.21), (9.24) we have

$$\begin{aligned} & \int_{\mathbb{R}^3 \cap \left\{ -\frac{M_0}{\rho_0^\alpha} |x'|^{1+\alpha} \leq x_3 \leq 0 \right\}} |x-y_h|^{-2} |x-w_h|^{-2} \leq \\ & \leq \int_{\mathbb{R}^2} \left(\int_{-\frac{M_0}{\rho_0^\alpha} |x'|^{1+\alpha}}^{\frac{M_0}{\rho_0^\alpha} |x'|^{1+\alpha}} |x-y_h|^{-2} |x-w_h|^{-2} dx_3 \right) dx_1 dx_2 \leq \frac{C}{\rho_0} \left(\frac{h}{\rho_0} \right)^{\alpha-1}, \end{aligned} \quad (9.32)$$

where $C > 0$ only depends on $M_0, \alpha, \alpha_0, \gamma_0, \bar{\lambda}, \bar{\mu}$.

In order to estimate R_3'' , let us notice that, by (6.20), $D_2 \cap B_\rho = \emptyset$, so that, by $\lambda_w h \leq h \leq \frac{\rho}{2}$, $D_2 \cap B_{\frac{\rho}{2}}(w_h) = \emptyset$. Therefore, the function

$$v(x, w_h) = (\Gamma^{D_2}(x, w_h) - \Gamma(x, w_h))m \quad (9.33)$$

satisfies the Lamé system with constant coefficients λ, μ

$$\operatorname{div}_x(\mathbb{C}\nabla_x v(x, w_h)) = 0, \quad \text{in } B_{\frac{\rho}{2}}(w_h). \quad (9.34)$$

By standard regularity estimates, we have

$$\sup_{B_{\frac{\rho}{4}}(w_h)} |\nabla_x v(x, w_h)| \leq \frac{C}{\rho^{\frac{5}{2}}} \left(\int_{B_{\frac{\rho}{2}}(w_h)} |v(x, w_h)|^2 \right)^{\frac{1}{2}}, \quad (9.35)$$

where $C > 0$ only depends on $\alpha_0, \gamma_0, \bar{\lambda}, \bar{\mu}$.

At this stage, we apply the Maximum Modulus Theorem by Fichera [F], which asserts that

$$\sup_{B_{\frac{\rho}{2}}(w_h)} |v(x, w_h)| \leq C \sup_{\partial B_{\frac{\rho}{2}}(w_h)} |v(x, w_h)|, \quad (9.36)$$

where $C > 0$ only depends on $\alpha_0, \gamma_0, \bar{\lambda}, \bar{\mu}$.

By (9.35), (9.36), (5.6), (9.3), we have

$$\sup_{B_{\frac{\rho}{4}}(w_h)} |\nabla_x v(x, w_h)| \leq \frac{C}{\rho^2}, \quad (9.37)$$

where $C > 0$ only depends on $M_0, \alpha_0, \gamma_0, \bar{\lambda}, \bar{\mu}$.

It is convenient to split the integral R_3'' as follows

$$R_3'' = R_{3a}'' + R_{3b}'', \quad (9.38)$$

where

$$R_{3a}'' = \int_{B_{\frac{\rho}{4}}(w_h) \cap D_1} (\mathbb{C}^I - \mathbb{C}) \nabla_x (\Gamma^{D_1}(x, y_h)l) \cdot \nabla_x ((\Gamma^{D_2}(x, w_h) - \Gamma(x, w_h))m), \quad (9.39)$$

$$R_{3b}'' = \int_{(D_1 \cap B_\rho) \setminus B_{\frac{\rho}{4}}(w_h)} (\mathbb{C}^I - \mathbb{C}) \nabla_x (\Gamma^{D_1}(x, y_h)l) \cdot \nabla_x ((\Gamma^{D_2}(x, w_h) - \Gamma(x, w_h))m). \quad (9.40)$$

By (5.6), (9.37) and noticing that, by $h \leq \frac{\rho}{2}$, $B_{\frac{\rho}{4}}(w_h) \subset B_{\frac{3\rho}{4}}(y_h)$, we have

$$R''_{3a} \leq \frac{C}{\rho^2} \int_{B_{\frac{\rho}{4}}(w_h)} |x - y_h|^{-2} \leq \frac{C}{\rho^2} \int_{B_{\frac{3\rho}{4}}(y_h)} |x - y_h|^{-2} \leq \frac{C}{\rho}, \quad (9.41)$$

where $C > 0$ only depends on $M_0, \alpha_0, \gamma_0, \bar{\lambda}, \bar{\mu}$.

By (5.6), by Hölder inequality and requiring that $\bar{h} \leq \frac{1}{8}$, so that $h \leq \frac{\rho}{8}$ and $B_{\frac{\rho}{8}}(y_h) \subset B_{\frac{\rho}{4}}(w_h)$, we have

$$\begin{aligned} R''_{3b} &\leq C \int_{\mathbb{R}^3 \setminus B_{\frac{\rho}{4}}(w_h)} |x - y_h|^{-2} |x - w_h|^{-2} \leq \\ &\leq C \left(\int_{\mathbb{R}^3 \setminus B_{\frac{\rho}{4}}(w_h)} |x - w_h|^{-4} \right)^{\frac{1}{2}} \left(\int_{\mathbb{R}^3 \setminus B_{\frac{\rho}{8}}(y_h)} |x - y_h|^{-4} \right)^{\frac{1}{2}} \leq \frac{C}{\rho}, \end{aligned} \quad (9.42)$$

where $C > 0$ only depends on $M_0, \alpha_0, \gamma_0, \bar{\lambda}, \bar{\mu}$.

By (9.9), (9.31), (9.38), (9.41), (9.42), we have

$$|R_3| \leq \frac{C}{\rho_0} \left(\left(\frac{h}{\rho_0} \right)^{\gamma-1} + \left(\frac{h}{\rho_0} \right)^{\alpha-1} \right) + \frac{C}{\rho}, \quad (9.43)$$

where $C > 0$ only depends on $M_0, \alpha_0, \gamma_0, \bar{\lambda}, \bar{\mu}$.

Let us estimate from above $|S_{D_2}(y_h, w_h)|$. By (5.6) and recalling that $D_2 \cap B_\rho = \emptyset$, we have

$$|S_{D_2}(y_h, w_h)| \leq C \int_{\mathbb{R}^3 \setminus B_\rho} |x - y_h|^{-2} |x - w_h|^{-2}, \quad (9.44)$$

where $C > 0$ only depends on $M_0, \alpha_0, \gamma_0, \bar{\lambda}, \bar{\mu}$. Noticing that

$$|x - y_h| \geq |x| - h, \quad |x - w_h| \geq |x| - h, \quad (9.45)$$

and passing to spherical coordinates, we have

$$|S_{D_2}(y_h, w_h)| \leq C \int_\rho^\infty \frac{r^2}{(r-h)^4} dr, \quad (9.46)$$

where $C > 0$ only depends on $M_0, \alpha_0, \gamma_0, \bar{\lambda}, \bar{\mu}$. By $h \leq \frac{\rho}{2} \leq \frac{r}{2}$, we have $r - h \geq \frac{r}{2}$, so that

$$|S_{D_2}(y_h, w_h)| \leq C \int_\rho^\infty \frac{dr}{r^2} = \frac{C}{\rho}, \quad (9.47)$$

where $C > 0$ only depends on $M_0, \alpha_0, \gamma_0, \bar{\lambda}, \bar{\mu}$.

Finally, by (9.1), (9.5), (9.20), (9.24), (9.26), (9.43), (9.47), we have

$$|f(y_h, w_h; e_i, e_i)| \geq \frac{\mathcal{C}}{h} \left(1 - C_1 \left(\frac{h}{\rho_0} \right)^\alpha - C_2 \left(\frac{h}{\rho_0} \right)^\gamma - C_3 \frac{h}{\rho} \right), \quad i = 1, 2, \quad (9.48)$$

where $\gamma = \frac{\alpha^2}{3\alpha+2}$ and the constants $C_i > 0, i = 1, 2, 3$, only depend on $M_0, \alpha, \alpha_0, \gamma_0, \bar{\lambda}, \bar{\mu}$. Therefore, there exists $\bar{h} > 0$, only depending on $M_0, \alpha, \alpha_0, \gamma_0, \bar{\lambda}, \bar{\mu}, \eta_0$, such that, for any $h, 0 < h < \bar{h}\rho$, estimate (6.18) follows.

10 Rongved's fundamental solution and proof of Proposition 9.3

In this section, in order to prove Proposition 9.3, we investigate whether there exist directions l, m for which there exists $w_0 = (0, 0, -c), 0 < c < 1$, such that

$$(\Gamma^+(y_0, w_0) - \Gamma(y_0, w_0))m \cdot l \neq 0 \quad (10.1)$$

for any couple of Lamé materials with moduli $(\mu, \nu), (\mu^I, \nu^I)$, where $y_0 = (0, 0, -1)$. To this aim, we introduce the closed-form expression of Γ^+ derived by Rongved [R].

Let us choose a coordinate system $(0, e_x, e_y, e_z)$. Consider the two half-spaces $R^{3+} = \{(x, y, z) \mid z > 0\}, R^{3-} = \{(x, y, z) \mid z < 0\}$ made by homogeneous Lamé materials with moduli $(\mu, \nu), (\mu^I, \nu^I)$, respectively. The two half-spaces are glued together on the interface $z = 0$, that is the traction and the displacement both are continuous across the interface $z = 0$. The problem of determining the displacement field

$$u^+(\cdot, P) = \Gamma^+(\cdot, P)l \quad (10.2)$$

in \mathbb{R}^3 caused by a force $l \in \mathbb{R}^3, |l| = 1$, acting at the point $P \equiv (0, 0, c)$,

$0 < c < 1$, is described by the following boundary value problem

$$\left\{ \begin{array}{ll} \mu \Delta u^+ + \frac{\mu}{1-2\nu} \nabla(\operatorname{div} u^+) = -l\delta(P), & \text{in } z > 0, \\ \mu^I \Delta u^+ + \frac{\mu^I}{1-2\nu^I} \nabla(\operatorname{div} u^+) = 0, & \text{in } z < 0, \\ \left(\mu(\nabla u^+ + (\nabla u^+)^T) + \frac{2\mu\nu}{1-2\nu}(\operatorname{div} u^+)Id \right) e_z|_{(x,y,0^+)} = \\ = \left(\mu^I(\nabla u^+ + (\nabla u^+)^T) + \frac{2\mu^I\nu^I}{1-2\nu^I}(\operatorname{div} u^+)Id \right) e_z|_{(x,y,0^-)}, & \text{on } z = 0, \\ u^+|_{(x,y,0^+)} = u^+|_{(x,y,0^-)}, & \text{on } z = 0, \\ \lim_{|(x,y,z)| \rightarrow \infty} u^+(x, y, z) = 0. & \end{array} \right. \quad (10.3)$$

Case 1. Force $l = e_z$ normal to the interface:

$$\Gamma^+(\cdot, P)e_z \cdot e_x = \Gamma_{xz}^+(\cdot, P) = -\frac{1}{4(1-\nu)} \left(\frac{\partial \beta}{\partial x} + z \frac{\partial B_z}{\partial x} \right), \quad (10.4)$$

$$\Gamma^+(\cdot, P)e_z \cdot e_y = \Gamma_{yz}^+(\cdot, P) = -\frac{1}{4(1-\nu)} \left(\frac{\partial \beta}{\partial y} + z \frac{\partial B_z}{\partial y} \right), \quad (10.5)$$

$$\Gamma^+(\cdot, P)e_z \cdot e_z = \Gamma_{zz}^+(\cdot, P) = \frac{3-4\nu}{4(1-\nu)} B_z - \frac{1}{4(1-\nu)} \left(\frac{\partial \beta}{\partial z} + z \frac{\partial B_z}{\partial z} \right), \quad (10.6)$$

where

for $z > 0$:

$$B_z = \frac{1}{4\pi\mu} \left\{ \frac{1}{R_1} + \frac{\mu - \mu^I}{\mu + \mu^I(3-4\nu)} \left(\frac{3-4\nu}{R_2} + \frac{2c(z+c)}{R_2^3} \right) \right\}, \quad (10.7)$$

$$\beta = -\frac{1}{4\pi\mu} \left\{ \frac{c}{R_1} + \frac{\mu - \mu^I}{\mu + \mu^I(3-4\nu)} \left[\frac{c(3-4\nu)}{R_2} - \frac{4\mu(1-\nu)}{\mu - \mu^I} \left(\frac{\mu(1-2\nu)(3-4\nu^I) - \mu^I(1-2\nu^I)(3-4\nu)}{\mu^I + \mu(3-4\nu^I)} \right) \log(R_2 + z + c) \right] \right\}, \quad (10.8)$$

with

$$R_1 = (x^2 + y^2 + (z-c)^2)^{\frac{1}{2}}, \quad R_2 = (x^2 + y^2 + (z+c)^2)^{\frac{1}{2}}; \quad (10.9)$$

for $z < 0$:

$$B_z = \frac{1 - \nu^I}{\pi R_1(\mu^I + \mu(3 - 4\nu^I))}, \quad (10.10)$$

$$\beta = \frac{1 - \nu^I}{1 - \nu} \left(-\frac{b_1}{R_1} + b_2 \log(R_1 - z + c) \right), \quad (10.11)$$

where

$$b_1 = \frac{c(1 - \nu)}{\pi(\mu + \mu^I(3 - 4\nu))}, \quad (10.12)$$

$$b_2 = \frac{1 - \nu}{\pi(\mu + \mu^I(3 - 4\nu))} \cdot \frac{\mu(1 - 2\nu)(3 - 4\nu^I) - \mu^I(1 - 2\nu^I)(3 - 4\nu)}{\mu^I + \mu(3 - 4\nu^I)}. \quad (10.13)$$

Case 2. Force $l = e_x$ parallel to the interface:

$$\Gamma^+(\cdot, P)e_x \cdot e_x = \Gamma_{xx}^+(\cdot, P) = \frac{3 - 4\nu}{4(1 - 2\nu)} B_x - \frac{1}{4(1 - \nu)} \left(\frac{\partial \beta}{\partial x} + x \frac{\partial B_x}{\partial x} + z \frac{\partial B_z}{\partial x} \right), \quad (10.14)$$

$$\Gamma^+(\cdot, P)e_x \cdot e_y = \Gamma_{yx}^+(\cdot, P) = -\frac{1}{4(1 - \nu)} \left(\frac{\partial \beta}{\partial y} + x \frac{\partial B_x}{\partial y} + z \frac{\partial B_z}{\partial y} \right), \quad (10.15)$$

$$\Gamma^+(\cdot, P)e_x \cdot e_z = \Gamma_{zx}^+(\cdot, P) = \frac{3 - 4\nu}{4(1 - \nu)} B_z - \frac{1}{4(1 - \nu)} \left(\frac{\partial \beta}{\partial z} + x \frac{\partial B_x}{\partial z} + z \frac{\partial B_z}{\partial z} \right), \quad (10.16)$$

where

for $z > 0$:

$$B_x = \frac{1}{4\pi\mu} \left(\frac{1}{R_1} + \frac{1 - \frac{\mu^I}{\mu}}{1 + \frac{\mu^I}{\mu}} \frac{1}{R_2} \right), \quad (10.17)$$

$$B_z = \frac{\mu - \mu^I}{2\pi(\mu + \mu^I(3 - 4\nu))} \left(-\frac{cx}{\mu R_2^3} + \frac{(1 - 2\nu)x}{(\mu + \mu^I)R_2(R_2 + z + c)} \right), \quad (10.18)$$

$$\beta = \frac{1}{2\pi(\mu + \mu^I)(\mu + \mu^I(3 - 4\nu))} \left(\frac{(1 - 2\nu)(\mu - \mu^I)cx}{R_2(R_2 + z + c)} + A^* \frac{x}{R_2 + z + c} \right), \quad (10.19)$$

with

$$A^* = \{(\mu - \mu^I)(1 - 2\nu) [\mu^I(3 - 4\nu)(1 - 2\nu^I) - \mu(3 - 4\nu^I)(1 - 2\nu)] - 2\mu^I(\nu - \nu^I)(\mu + \mu^I(3 - 4\nu))\} \cdot \frac{1}{\mu^I + \mu(3 - 4\nu^I)}; \quad (10.20)$$

for $z < 0$:

$$B_x = \frac{1}{2\pi\mu \left(1 + \frac{\mu^I}{\mu}\right)} \cdot \frac{1}{R_1}, \quad (10.21)$$

$$B_z = \frac{(1 - 2\nu^I)(\mu - \mu^I)}{2\pi(\mu + \mu^I)(\mu^I + \mu(3 - 4\nu^I))} \cdot \frac{x}{R_1(R_1 - z + c)}, \quad (10.22)$$

$$\begin{aligned} \beta = & \frac{1 - \nu^I}{2\pi(1 - \nu)(\mu + \mu^I)(\mu + \mu^I(3 - 4\nu))} \cdot \\ & \cdot \left\{ \left[(1 - 2\nu)(\mu - \mu^I) + \frac{(\nu - \nu^I)(\mu + \mu^I(3 - 4\nu))}{1 - \nu^I} \right] \frac{cx}{R_1(R_1 - z + c)} + \right. \\ & \left. + \left[A^* + \frac{(\nu - \nu^I)(\mu + \mu^I(3 - 4\nu))}{1 - \nu^I} \right] \cdot \frac{x}{R_1 - z + c} \right\}. \quad (10.23) \end{aligned}$$

In order to adapt these results to our notation, we find convenient to introduce the following change of the coordinate system:

$$\begin{cases} e_1 = e_y, \\ e_2 = e_x, \\ e_3 = -e_z, \end{cases} \quad (10.24)$$

associated to the rotation

$$R = \begin{bmatrix} 0 & 1 & 0 \\ 1 & 0 & 0 \\ 0 & 0 & -1 \end{bmatrix}. \quad (10.25)$$

Then, we have

$$\begin{bmatrix} \Gamma_{11}^+ & \Gamma_{12}^+ & \Gamma_{13}^+ \\ \Gamma_{21}^+ & \Gamma_{22}^+ & \Gamma_{23}^+ \\ \Gamma_{31}^+ & \Gamma_{32}^+ & \Gamma_{33}^+ \end{bmatrix} = \begin{bmatrix} \Gamma_{yy}^+ & \Gamma_{yx}^+ & -\Gamma_{yz}^+ \\ \Gamma_{xy}^+ & \Gamma_{xx}^+ & -\Gamma_{xz}^+ \\ -\Gamma_{zy}^+ & -\Gamma_{zx}^+ & \Gamma_{zz}^+ \end{bmatrix}. \quad (10.26)$$

and a relationship analogous to (10.26) holds for the Kelvin fundamental matrix Γ .

Let us analyze the main cases.

i) $m = e_3, l = e_3$.

In this case, by (10.6)–(10.8), (9.3), and denoting $Q = (0, 0, 1) = -y_0$, we have

$$\Gamma_{33}^+(y_0, w_0) - \Gamma_{33}(y_0, w_0) = \Gamma_{zz}^+(Q, P) - \Gamma_{zz}(Q, P) = \frac{1}{4\pi\mu(1-\nu)} \cdot \frac{\mathcal{P}(t)}{t^3(\mu + \mu^I(3-4\nu))}, \quad (10.27)$$

where

$$\mathcal{P}(t) = (1-\nu) [(\mu - \mu^I)(3-4\nu) - \gamma\mu] t^2 + (\mu^I - \mu)(t-1), \quad (10.28)$$

with $t = 1 + c$, $1 < t < 2$, and

$$\gamma = \frac{\mu(1-2\nu)(3-4\nu^I) - \mu^I(1-2\nu^I)(3-4\nu)}{\mu^I + \mu(3-4\nu^I)}. \quad (10.29)$$

We note that \mathcal{P} is a second degree polynomial

$$\mathcal{P}(t) = \alpha t^2 + \beta t + \gamma, \quad (10.30)$$

whose coefficients can be estimated as follows

$$\alpha^2 + \beta^2 + \gamma^2 = (A\delta\mu + B\delta\nu)^2 + C^2(\delta\mu)^2, \quad (10.31)$$

where we have denoted

$$\delta\mu = \mu - \mu^I, \quad \delta\nu = \nu - \nu^I, \quad (10.32)$$

and the quantities A, B, C satisfy

$$C^2, B^2 \geq \frac{1}{K}, \quad A^2 \leq K, \quad (10.33)$$

where $K > 0$ only depends on the a-priori data.

Furthermore we observe that, being the space of real second degree polynomials a 3-dimensional linear space, for any three distinct values $t_1, t_2, t_3 \in \mathbb{R}$ we have

$$(\mathcal{P}(t_1))^2 + (\mathcal{P}(t_2))^2 + (\mathcal{P}(t_3))^2 \geq C(\alpha^2 + \beta^2 + \gamma^2), \quad (10.34)$$

where $C > 0$ is a computable quantity only depending on t_1, t_2, t_3 .

Thus, in view of (2.20), we obtain

$$(\mathcal{P}(t_1))^2 + (\mathcal{P}(t_2))^2 + (\mathcal{P}(t_3))^2 \geq Q^2 > 0, \quad (10.35)$$

where $Q > 0$ only depends on t_1, t_2, t_3 and on the a-priori data.

In conclusion, picking any three distinct values $c_1, c_2, c_3 \in [\frac{2}{3}, \frac{4}{5}]$ (for the sake of concreteness we may choose $c_1 = \frac{2}{3}, c_2 = \frac{3}{4}, c_3 = \frac{4}{5}$), we obtain that there exists $i \in \{1, 2, 3\}$ such that $w_0 = (0, 0, -c_i)$ satisfies

$$|\Gamma_{33}^+(y_0, w_0) - \Gamma_{33}(y_0, w_0)| \geq C > 0, \quad (10.36)$$

where C only depends on the a-priori data.

ii) $m = l = e_2$.

By (10.26) and the analogous for Γ , by (10.14), (10.17)–(10.20) we have

$$\Gamma_{22}^+(y_0, w_0) - \Gamma_{22}(y_0, w_0) = \Gamma_{xx}^+(Q, P) - \Gamma_{xx}(Q, P) = \frac{1}{4(1-\nu)} \cdot \frac{\mathcal{P}(t)}{t^3}, \quad (10.37)$$

where

$$\begin{aligned} \mathcal{P}(t) = & \frac{3-4\nu}{4\pi\mu} \cdot \frac{\mu - \mu^D}{\mu + \mu^D} \cdot t^2 - \frac{(1-2\nu)(\mu - \mu^D)}{4\pi(\mu + \mu^D)(\mu + \mu^D(3-4\nu))} \cdot t^2 - \\ & - \frac{A^*}{4\pi(\mu + \mu^D)(\mu + \mu^D(3-4\nu))} \cdot t^2 + \frac{\mu - \mu^D}{2\pi\mu(\mu + \mu^D(3-4\nu))} \cdot (t-1) \end{aligned} \quad (10.38)$$

and

$$\begin{aligned} A^* = & \{(\mu - \mu^D)(1-2\nu) [\mu^D(3-4\nu)(1-2\nu^D) - \mu(3-4\nu^D)(1-2\nu)] - \\ & - 2\mu^D(\nu - \nu^D)(\mu + \mu^D(3-4\nu))\} \cdot \frac{1}{\mu^D + \mu(3-4\nu^D)}. \end{aligned} \quad (10.39)$$

An inspection of the polynomial \mathcal{P} analogous to the one performed above leads again to the conclusion that, picking $c_1 = \frac{2}{3}, c_2 = \frac{3}{4}, c_3 = \frac{4}{5}$, there exists $i \in \{1, 2, 3\}$ such that $w_0 = (0, 0, -c_i)$ satisfies

$$|\Gamma_{22}^+(y_0, w_0) - \Gamma_{22}(y_0, w_0)| \geq C > 0, \quad (10.40)$$

where C only depends on the a-priori data.

A similar result holds when $m = l = e_1$, namely

$$|\Gamma_{11}^+(y_0, w_0) - \Gamma_{11}(y_0, w_0)| \geq C > 0, \quad (10.41)$$

where C only depends on the a-priori data.

Proof of Proposition 9.3. This is an immediate consequence of (10.36), (10.40) and (10.41). \square

Remark 10.1. Observe that

$$\Gamma_{ij}^+(y_0, w_0) = \Gamma_{ij}(y_0, w_0) = 0, \quad i \neq j, \quad i, j = 1, 2, 3. \quad (10.42)$$

Hence only diagonal terms of $\Gamma^+ - \Gamma$ appear to be relevant.

10.1 Examples

Let us conclude the present section with a remark emphasizing an interesting difference with respect to the electrostatic case. For the analogous inverse problem in electrostatics, which involves the Laplace operator, from the explicit expression of Γ^+ given, for instance, by (3.11) in [A-DiC], it is easy to see that

$$(\Gamma^+ - \Gamma)(y_0, y_0) \neq 0, \quad \text{for } y_0 = (0, 0, -1), \quad (10.43)$$

for any choice of different constant values of the conductivity within the inclusion D and in $\Omega \setminus D$. On the contrary, an analogous result does not hold in the isotropic elastic case. Since for current materials, the Poisson coefficient takes positive value, let us restrict our analysis to the cases in which $0 < \nu < \frac{1}{2}$ and $0 < \nu^I < \frac{1}{2}$.

In case $m = l = e_3$, taking the limit in (10.27) as w_0 tends to y_0 , that is choosing $t = 2$, one finds

$$(\Gamma_{33}^+ - \Gamma_{33})(y_0, y_0) = \frac{Q(\mu, \nu, \mu^I, \nu^I)}{32\pi\mu(1-\nu)(\mu + \mu^I(3-4\nu))(\mu^I + \mu(3-4\nu^I))}, \quad (10.44)$$

$$\begin{aligned} Q(\mu, \nu, \mu^I, \nu^I) = & 32\mu^2\nu^2\nu^I - 32\mu\mu^I\nu^2\nu^I - 24\mu^2\nu^2 - 64\mu^2\nu\nu^I + \\ & + 16\mu\mu^I\nu^2 + 56\mu\mu^I\nu\nu^I + 16(\mu^I)^2\nu^2 + 48\mu^2\nu + 28\mu^2\nu^I - 28\mu\mu^I\nu - \\ & - 20\mu\mu^I\nu^I - 28(\mu^I)^2\nu - 21\mu^2 + 10\mu\mu^I + 11(\mu^I)^2. \end{aligned} \quad (10.45)$$

The polynomial Q is homogeneous of degree 2 in μ and μ^I , and of degree 1 in ν^I . Setting $s = \frac{\mu}{\mu^I}$ and dividing by $(\mu^I)^2$, we obtain

$$\frac{Q(\mu, \nu, \mu^I, \nu^I)}{(\mu^I)^2} = Q_2(\nu, \nu^I, s), \quad (10.46)$$

where

$$\begin{aligned} Q_2(\nu, \nu^I, s) = & 32\nu^2\nu^I s^2 - 32\nu^2\nu^I s - 24\nu^2 s^2 - 64\nu\nu^I s^2 + 16\nu^2 s + 56\nu\nu^I s + \\ & + 48\nu s^2 + 28\nu^I s^2 + 16\nu^2 - 28\nu s - 20\nu^I s - 21s^2 - 28\nu + 10s + 11. \end{aligned} \quad (10.47)$$

Solving $Q_2 = 0$ with respect to ν^I , we have

$$\nu^I = \frac{3(8\nu^2 - 16\nu + 7)s^2 - 2(8\nu^2 - 14\nu + 5)s - 16\nu^2 + 28\nu - 11}{4[(8\nu^2 - 16\nu + 7)s^2 - (8\nu^2 - 14\nu + 5)s]} \quad (10.48)$$

From (10.48) it is possible to determine triples of values (ν, ν^I, s) satisfying (10.48) and such that $0 < \nu < \frac{1}{2}$, $0 < \nu^I < \frac{1}{2}$, $0 < s \neq 1$, for instance

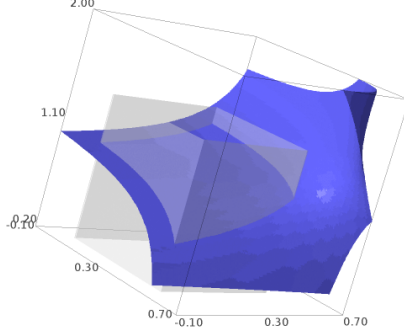


Figure 1: Case $m = l = e_3$: Intersection of the surface $Q_2 = 0$ with the set $\{(\nu, \nu^I, s) \mid 0 < \nu < \frac{1}{2}, 0 < \nu^I < \frac{1}{2}, 0 < s < 2\}$

$(\frac{1}{8}, \frac{17}{36}, \frac{6}{5}), (\frac{1}{4}, \frac{661}{1628}, \frac{11}{10}), (\frac{3}{8}, \frac{17}{36}, \frac{11}{10})$. Therefore there exist infinitely many pairs of materials $\{\mu, \nu\}, \{\mu^I, \nu^I\}$ such that $(\Gamma_{33}^+ - \Gamma_{33})(y_0, y_0) = 0$.

Figure 1 shows the intersection of the surface $Q_2 = 0$ with the set $\{(\nu, \nu^I, s) \mid 0 < \nu < \frac{1}{2}, 0 < \nu^I < \frac{1}{2}, 0 < s < 2\}$. It is evident from this graph that for each couple (ν, ν^I) of Poisson coefficients such that $0 < \nu < \frac{1}{2}, 0 < \nu^I < \frac{1}{2}$, there exists a positive value of s such that $Q_2(\nu, \nu^I, s) = 0$.

Moreover, substituting $s = 1$ in the expression of Q_2 , one finds

$$Q_2(\nu, \nu^I, 1) = 8(\nu - 1)(\nu - \nu^I), \quad (10.49)$$

which has no zero when $\nu \neq \nu^I$. This implies that for each couple (ν, ν^I) of Poisson coefficients such that $0 < \nu < \frac{1}{2}, 0 < \nu^I < \frac{1}{2}, \nu \neq \nu^I$, there exists $\bar{s}, 0 < \bar{s} \neq 1$ such that $Q_2(\nu, \nu^I, \bar{s}) = 0$, that is $Q_2(\nu, \nu^I, \bar{s}\mu^I, \mu^I) = 0$ for any $\mu^I > 0$. Moreover, from (10.49) it follows that if $\mu = \mu^I$, then for any choice of the Poisson coefficients, such that $\nu \neq \nu^I$, then $Q_2 \neq 0$ and therefore $(\Gamma_{33}^+ - \Gamma_{33})(y_0, y_0) \neq 0$.

Next, putting $\nu^I = \nu$ in the expression of Q_2 , one finds

$$Q_2(\nu, \nu, s) = (s - 1) \cdot [(32\nu^3 - 88\nu^2 + 76\nu - 21)s + (-16\nu^2 + 28\nu - 11)], \quad (10.50)$$

that is the intersection of the surface $Q_2 = 0$ with the plane $\nu = \nu^I$, when represented in the plane (ν^I, s) , splits in the line $s = 1$ and in an algebraic curve of degree 3. Figure 2, which contains the graph of this curve and of the line $s = 1$, shows that in our set of interest, $0 < \nu < \frac{1}{2}$, the only solution is

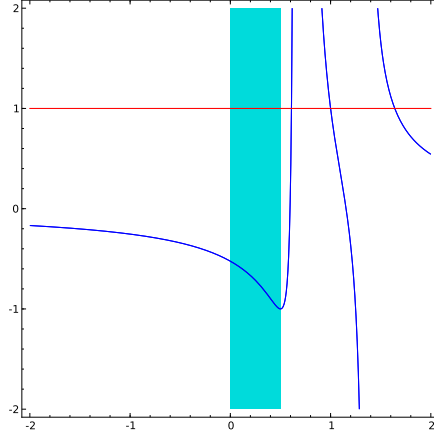


Figure 2: Case $m = l = e_3$: Representation of the curve $Q_2(\nu, \nu, s) = 0$ for $\nu \in [-2, 2]$, $s \in [-2, 2]$

$s = 1$, that is if the Poisson coefficients coincide, but $\mu \neq \mu^I$ (that is $s \neq 1$), then $(\Gamma_{33}^+ - \Gamma_{33})(y_0, y_0) \neq 0$.

In case $m = l = e_2$ and taking the limit in the complete expression of (10.37) as w_0 tends to y_0 , that is choosing $t = 2$, one finds

$$(\Gamma_{22}^+ - \Gamma_{22})(y_0, y_0) = \frac{1}{16(1 - \nu)} \cdot \frac{Q(\mu, \nu, \mu^I, \nu^I)}{R(\mu, \nu, \mu^I, \nu^I)}, \quad (10.51)$$

where $R(\mu, \nu, \mu^I, \nu^I) \neq 0$ for $\mu > 0$, $\mu^I > 0$, and

$$\begin{aligned} Q(\mu, \nu, \mu^I, \nu^I) = & 32\mu^3\nu^2\nu^I + 64\mu^2\mu^I\nu^2\nu^I - 96\mu(\mu^I)^2\nu^2\nu^I - 24\mu^3\nu^2 - 48\mu^3\nu\nu^I - \\ & - 56\mu^2\mu^I\nu^2 - 104\mu^2\mu^I\nu\nu^I + 64\mu(\mu^I)^2\nu^2 + 136\mu(\mu^I)^2\nu\nu^I + 32(\mu^I)^3\nu^2 + 36\mu^3\nu + \\ & + 28\mu^3\nu^I + 88\mu^2\mu^I\nu + 40\mu^2\mu^I\nu^I - 92\mu(\mu^I)^2\nu - 52\mu(\mu^I)^2\nu^I - \\ & - 48(\mu^I)^3\nu - 21\mu^3 - 35\mu^2\mu^I + 37\mu(\mu^I)^2 + 19(\mu^I)^3. \end{aligned} \quad (10.52)$$

The polynomial Q is homogeneous of degree 3 in μ and μ^I , and of degree 1 in ν^I . Setting $s = \frac{\mu}{\mu^I}$ and dividing by $(\mu^I)^3$, we obtain

$$\frac{Q(\mu, \nu, \mu^I, \nu^I)}{(\mu^I)^3} = Q_2(\nu, \nu^I, s), \quad (10.53)$$

where

$$\begin{aligned} Q_2(\nu, \nu^I, s) = & 32\nu^2\nu^I s^3 + 64\nu^2\nu^I s^2 - 24\nu^2 s^3 - 48\nu\nu^I s^3 - 96\nu^2\nu^I s - 56\nu^2 s^2 - \\ & - 104\nu\nu^I s^2 + 36\nu s^3 + 28\nu^I s^3 + 64\nu^2 s + 136\nu\nu^I s + 88\nu s^2 + \\ & + 40\nu^I s^2 + 32\nu^2 - 21 s^3 - 92\nu s - 52\nu^I s - 35 s^2 - 48\nu + 37 s + 19. \end{aligned} \quad (10.54)$$

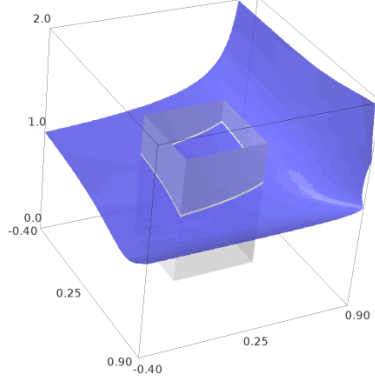


Figure 3: Case $m = l = e_2$: Intersection of the surface $Q_2 = 0$ with the set $\{(\nu, \nu^I, s) \mid 0 < \nu < \frac{1}{2}, 0 < \nu^I < \frac{1}{2}, 0 < s < 2\}$

Solving $Q_2 = 0$ with respect to ν^I , we have

$$\nu^I = \frac{N^D}{D^D}, \quad (10.55)$$

where

$$N^D = 3(8\nu^2 - 12\nu + 7)s^3 + (56\nu^2 - 88\nu + 35)s^2 - (64\nu^2 - 92\nu + 37)s - 32\nu^2 + 48\nu - 19, \quad (10.56)$$

$$D^D = 4((8\nu^2 - 12\nu + 7)s^3 + 2(8\nu^2 - 13\nu + 5)s^2 - (24\nu^2 - 34\nu + 13)s). \quad (10.57)$$

From this expression of ν^I it is possible to determine triples of values (ν, ν^I, s) satisfying (10.55) and such that $0 < \nu < \frac{1}{2}$, $0 < \nu^I < \frac{1}{2}$, $0 < s \neq 1$, for instance $(\frac{1}{5}, \frac{331}{663}, \frac{17}{15})$, $(\frac{1}{4}, \frac{1951}{47348}, \frac{19}{20})$, $(\frac{7}{20}, \frac{317}{1596}, \frac{19}{20})$. Therefore there exist infinitely many pairs of materials $\{\mu, \nu\}$, $\{\mu^I, \nu^I\}$ such that $(\Gamma_{22}^+ - \Gamma_{22})(y_0, y_0) = 0$.

Figure 3 shows the intersection of the surface $Q_2 = 0$ with the set $\{(\nu, \nu^I, s) \mid 0 < \nu < \frac{1}{2}, 0 < \nu^I < \frac{1}{2}, 0 < s < 2\}$. It is evident from this graph that for each couple (ν, ν^I) of Poisson coefficients such that $0 < \nu < \frac{1}{2}$, $0 < \nu^I < \frac{1}{2}$, there exists a positive value of s such that $Q_2(\nu, \nu^I, s) = 0$.

Moreover, substituting $s = 1$ in the expression of Q_2 , one finds

$$Q_2(\nu, \nu^I, 1) = 16(\nu - 1)(\nu - \nu^I), \quad (10.58)$$

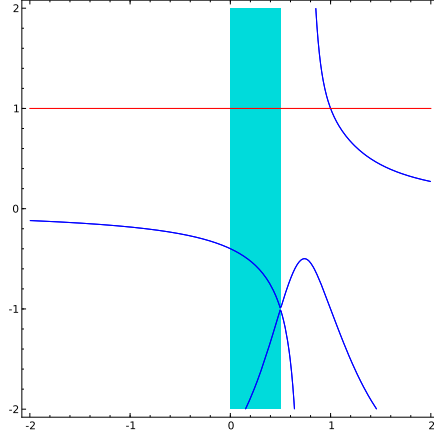


Figure 4: Case $m = l = e_2$: Representation of the curve $Q_2(\nu, \nu, s) = 0$ for $\nu \in [-2, 2]$, $s \in [-2, 2]$

which has no zero when $\nu \neq \nu^I$. This implies that for each couple (ν, ν^I) of Poisson coefficients such that $0 < \nu < \frac{1}{2}$, $0 < \nu^I < \frac{1}{2}$, $\nu \neq \nu^I$, there exists \bar{s} , $0 < \bar{s} \neq 1$ such that $Q_2(\nu, \nu^I, \bar{s}) = 0$, that is $Q_2(\nu, \nu^I, \bar{s}\mu^I, \mu^I) = 0$ for any $\mu^I > 0$. Moreover, from (10.58) it follows that if $\mu = \mu^I$, then for any choice of the Poisson coefficients, such that $\nu \neq \nu^I$, then $Q_2 \neq 0$ and therefore $(\Gamma_{22}^+ - \Gamma_{22})(y_0, y_0) \neq 0$.

Next, putting $\nu^I = \nu$ in the expression of Q_2 , one finds

$$Q_2(\nu, \nu, s) = (s - 1) \cdot [32\nu^3 s^2 + 96\nu^3 s - 72\nu^2 s^2 - 232\nu^2 s + 64\nu s^2 - 32\nu^2 + 192\nu s - 21s^2 + 48\nu - 56s - 19], \quad (10.59)$$

that is the intersection of the surface $Q_2 = 0$ with the plane $\nu = \nu^I$, when represented in the plane (ν, s) , splits in the line $s = 1$ and in an algebraic curve of degree 5. Figure 4, which contains the graph of this curve and of the line $s = 1$, shows that in our set of interest, $0 < \nu < \frac{1}{2}$, the only solution is $s = 1$, that is if the Poisson coefficients coincide, but $\mu \neq \mu^I$ (that is $s \neq 1$), then $(\Gamma_{22}^+ - \Gamma_{22})(y_0, y_0) \neq 0$.

Analogous considerations hold, for symmetry evidence, when studying $(\Gamma_{11}^+ - \Gamma_{11})(y_0, y_0)$.

11 Metric lemmas, proofs

In order to prove Lemma 4.2, we shall use the following results.

Lemma 11.1. [Lemma 5.5 in [A-R-Ro-Ve]] Let U be a Lipschitz domain in \mathbb{R}^3 with constants ρ_0, M_0 . There exists $h_0, 0 < h_0 < 1$, only depending on M_0 , such that

$$U_{h\rho_0} \text{ is connected for every } h, 0 < h \leq h_0. \quad (11.1)$$

Theorem 11.2. [Theorem 3.6 in [A-B-Ro-Ve]] There exist positive constants $d_0, r_0, L_0, L_0 \leq M_0$, with $\frac{d_0}{\rho_0}, \frac{r_0}{\rho_0}$ only depending on M_0 and L_0 only depending on α and M_0 , such that if

$$d_H(\partial D_1, \partial D_2) \leq d_0, \quad (11.2)$$

then $\partial\Omega_D$ is Lipschitz with constants r_0 and L_0 . Moreover, for every $P \in \partial\Omega_D \cap \partial D_1$, up to a rigid transformation of coordinates which maps P into the origin and $e_3 = -\nu$, where ν is the outer unit normal to D_1 at P , we have

$$D_i \cap B_{r_0}(P) = \{x \in B_{r_0}(0) \mid x_3 > \varphi_i(x')\}, \quad i = 1, 2, \quad (11.3)$$

$$\varphi_1(0) = 0, \quad \nabla\varphi_1(0) = 0, \quad (11.4)$$

$$\|\varphi_i\|_{C^{0,1}(B'_{r_0}(0))} \leq L_0 r_0, \quad i = 1, 2. \quad (11.5)$$

An analogous representation holds for every $P \in \partial\Omega_D \cap \partial D_2$.

Proof of Lemma 4.2. Let

$$d_1 = \frac{d_0}{c_0}, \quad (11.6)$$

where c_0 is the constant introduced in Lemma 4.1, and let

$$d_2 = \min\{d_1, h_0\rho_0\}, \quad (11.7)$$

where $h_0, 0 < h_0 < 1$, only depending on M_0 , has been introduced in Lemma 11.1. We shall distinguish two cases.

Case i) Let $d_\mu \leq d_1$.

Then, by Lemma 4.1 we have $d_H(\partial D_1, \partial D_2) \leq d_0$. Therefore, by Theorem 11.2, $\partial\Omega_D$ is Lipschitz with constants r_0, L_0 , where $\frac{r_0}{\rho_0}$ only depends on M_0 , and L_0 only depends on M_0 and α . We may apply Lemma 11.1 to $\mathbb{R}^3 \setminus \Omega_D$ obtaining that there exists $\tilde{h}_0, 0 < \tilde{h}_0 < 1$, only depending on α and M_0 , such that $(\mathbb{R}^3 \setminus \Omega_D)_{h\rho_0}$ is connected for every $h \leq \tilde{h}_0$.

Let $P \in \partial D_1 \cap \partial\Omega_D$ be such that

$$d_\mu(D_1, D_2) = \text{dist}(P, D_2). \quad (11.8)$$

Under the coordinate system introduced in Theorem 11.2, let us consider the point $Q = P - \frac{\tilde{h}_0 r_0}{2} e_3$. We have that

$$\text{dist}(Q, \Omega_D) \geq \frac{\tilde{h}_0 r_0}{2\sqrt{1+L_0^2}}. \quad (11.9)$$

Let us denote $h_1 = \frac{\tilde{h}_0}{2\sqrt{1+L_0^2}}$. Since $h_1 < \tilde{h}_0$, the set $\overline{(\mathbb{R}^3 \setminus \Omega_D)_{h_1 r_0}}$ is connected and contains Q . Therefore, there exists a path $\gamma \subset \overline{(\mathbb{R}^3 \setminus \Omega_D)_{h_1 r_0}}$ joining any point $P_0 \in S_{2\rho_0}$ with Q . Therefore, in the above coordinate system, the set $V(\gamma)$ satisfies

$$V(\gamma) \subset \mathbb{R}^3 \setminus \Omega_D, \quad (11.10)$$

provided

$$d = \frac{\tilde{h}_0 r_0}{2}, \quad R = \frac{d}{\sqrt{1+L_0^2}}. \quad (11.11)$$

Case ii) Let $d_\mu \geq d_1$.

Then, trivially, $d_\mu \geq d_2$. Let $\tilde{P} \in \partial D_1 \cap \partial \Omega_D$ be such that

$$d_\mu(D_1, D_2) = \text{dist}(\tilde{P}, D_2). \quad (11.12)$$

Since $d_2 \leq h_0 \rho_0$, by Lemma 11.1, $(\mathbb{R}^3 \setminus D_2)_{d_2}$ is connected. Therefore, given any point $P_0 \in S_{2\rho_0}$, there exists a path $\gamma, \gamma : [0, 1] \rightarrow (\mathbb{R}^3 \setminus D_2)_{d_2}$ such that $\gamma(0) \in S_{2\rho_0}$ and $\gamma(1) = \tilde{P}$. Let $\bar{t} = \inf_{t \in [0, 1]} \{t \mid \text{dist}(\gamma(t), \partial D_1) > \frac{d_2}{2}\}$. By definition, $\text{dist}(\gamma(\bar{t}), \partial D_1) = \frac{d_2}{2}$, so that there exists $P \in \partial D_1$ satisfying $|P - \gamma(\bar{t})| = \frac{d_2}{2}$. We have that

$$\text{dist}(P, D_2) \geq \text{dist}(\gamma(\bar{t}), D_2) - |\gamma(\bar{t}) - P| \geq d_2 - \frac{d_2}{2} = \frac{d_2}{2}. \quad (11.13)$$

Let $\bar{\gamma} = \gamma|_{[0, \bar{t}]}$ and let us choose a cartesian coordinate system with origin O at P , and $e_3 = -\nu$, where ν is the outer unit normal to D_1 at P . We have that

$$V(\bar{\gamma}) \subset \mathbb{R}^3 \setminus \Omega_D, \quad (11.14)$$

assuming

$$d = \frac{d_2}{2}, \quad R = \frac{d}{\sqrt{1+M_0^2}}. \quad (11.15)$$

Let

$$\bar{d} = \min \left\{ \frac{\tilde{h}_0 r_0}{2}, \frac{d_0}{2c_0}, \frac{h_0 \rho_0}{2} \right\}, \quad (11.16)$$

and let us notice that $\frac{\bar{d}}{\rho_0}$ only depends on M_0, α . Observing that $L_0 \leq M_0$, formula (4.9) follows with \bar{d} given in (11.16). Since there exists a positive constant C only depending on M_0, M_1 such that $\text{diam}(\Omega) \leq C\rho_0$, we have that

$$d_\mu \leq \left(\frac{\text{diam}(\Omega)}{\frac{d_2}{2}} \right) \frac{d_2}{2} \leq \tilde{c}_1 \frac{d_2}{2}, \quad (11.17)$$

with \tilde{c}_1 only depending on M_0, α and M_1 . Letting $c_1 = \min \left\{ 1, \frac{1}{\tilde{c}_1} \right\}$, inequality (4.8) follows. □

Acknowledgements. The collaboration of Professor Alessandro Logar in preparing the numerical simulations of the last section by means of the open source software package Sage is gratefully acknowledged.

The second and the third author began to work on this topic during a visit at the Department of Mathematics of Hokkaido University. They wish to thank Professor Gen Nakamura for supporting their visit and for the warm hospitality in Sapporo.

References

- [A] G. Alessandrini, *Stable determination of conductivity by boundary measurements*, Appl. Anal. 27 (1988), pp.153–172.
- [A-B-Ro-Ve] G. Alessandrini, E. Beretta, E. Rosset, and S. Vessella, *Optimal stability for inverse elliptic boundary value problems with unknown boundaries*, Ann. Scuola Norm. Sup. Pisa Cl. Sci. 29 (2000), pp.755–806.
- [A-DiC] G. Alessandrini and M. Di Cristo, *Stable determination of an inclusion by boundary measurements*, SIAM J. Math. Anal. 37 (2005), pp.200–217.
- [A-K] G. Alessandrini and K. Kim, *Single-logarithmic stability for the Calderón problem with local data*, J. Inverse Ill-Posed Probl. 20 (2012), pp.389–400.
- [A-M] G. Alessandrini and A. Morassi, *Strong unique continuation for the Lamé system of elasticity*, Comm. Partial Differential Equations 26 (2001), pp.1787–1810.

- [A-R-Ro-Ve] G. Alessandrini, L. Rondi, E. Rosset, and S. Vessella, *The stability for the Cauchy problem for elliptic equations*, Inverse Problems 25 (2009), pp.1–47.
- [A-S] G. Alessandrini and E. Sincich, *Cracks with impedance, stable determination from boundary data*, Indiana Univ. Math. J. 62 (2013), pp. 947–989.
- [B-F-V] E. Beretta, E. Francini and S. Vessella, *Uniqueness and Lipschitz stability for the identification of Lamé parameters from boundary measurements*, arXiv:1303.2443 [math.AP].
- [DiC] M. Di Cristo, *Stable determination of an inhomogeneous inclusion by local boundary measurements*, J. Comput. Appl. Math. 198 (2007), pp.414–425.
- [DiC-V1] M. Di Cristo and S. Vessella, *Stable determination of the discontinuous conductivity coefficient of a parabolic equation*, SIAM J. Math. Anal. 42 (2010), pp.183–217.
- [DiC-V2] M. Di Cristo and S. Vessella, *Stability analysis of an inverse parabolic problem with discontinuous variable coefficient*, Proc. Roy. Soc. Edinburgh Sect. A 141 (2011), pp.975–999.
- [E-R] G. Eskin and J. Ralston, *On the inverse boundary value problem for linear isotropic elasticity*, Inverse Problems 18 (2002), pp.907–921.
- [F] G. Fichera, *Il Teorema del massimo modulo per l'equazione dell'elastostatica tridimensionale*, Arch. Rational Mech. Anal. 7 (1961), pp.373–387.
- [G] M. E. Gurtin, *The Linear Theory of Elasticity*, *Handbuch der Physik*, vol. VI, Springer-Verlag, Berlin-Heidelberg-New York, 1972.
- [H-K] S. Hofmann and S. Kim, *The Green function estimates for strongly elliptic systems of second order*, Manuscripta Math. 124 (2007), pp.139–172.
- [Ik1] M. Ikehata, *Reconstruction of inclusion from boundary measurements*, J. Inverse Ill-Posed Probl. 10 (2002), pp.37–65.
- [Ik2] M. Ikehata, *Mittag-Leffler's function and extracting from Cauchy data*, in: Inverse Problems and Spectral Theory, in: Contemp. Math., vol. 348, Amer. Math. Soc., Providence, RI, 2004, pp.41–52.

- [Ik-N-T] M. Ikehata, G. Nakamura and K. Tanuma, *Identification of the shape of the inclusion in the anisotropic elastic body*, Appl. Anal. 72 (1999), pp.17–26.
- [Is1] V. Isakov, *On uniqueness of recovery of a discontinuous conductivity coefficient*, Comm. Pure. Appl. Math. XLI (1988), pp.865–877.
- [I-U-Y] O.Y. Imanuvilov, G. Uhlmann and M. Yamamoto, *On uniqueness of Lamé coefficients from partial Cauchy data in three dimensions*, Inverse Problems 28 (2012) 125002.
- [L-N] Y. Li and L. Nirenberg, *Estimates for elliptic systems from composite material*, Comm. Pure Appl. Math. LVI (2003), pp.892–925.
- [M] C. Miranda, *Partial differential equations of elliptic type*, Springer-Verlag, New York-Berlin, 1970.
- [M-R1] A. Morassi and E. Rosset, *Stable determination of cavities in elastic bodies*, Inverse Problems 20 (2004), pp.453–480.
- [M-R2] A. Morassi and E. Rosset, *Uniqueness and stability in determining a rigid inclusion in an elastic body*, Mem. Amer. Math. Soc. 200 (938), 2009.
- [N-U1] G. Nakamura and G. Uhlmann, *Identification of Lamé parameters by boundary measurements*, Am. J. Math. 115 (1993), pp.1161–1187.
- [N-U2] G. Nakamura and G. Uhlmann, *Global uniqueness for an inverse boundary value problem arising in elasticity*, Invent. Math. 118 (1994), pp.457–474.
- [N-U3] G. Nakamura and G. Uhlmann, Invent. Math. 152 (2003), pp.205–207 (erratum).
- [R] L. Rongved, *Force interior to one of two joined semi-infinite solids*, in: Proc. 2nd Midwestern Conf. Solid Mechanics, Purdue University, Indiana, Res. Ser. 129 (1955), pp.1–13.
- [U-W] G. Uhlmann and J.-N. Wang, *Reconstructing discontinuities using complex geometrical optics solutions*, SIAM J. Appl. Math. 68 (2008), pp.1026–1044.
- [U-W-W] G. Uhlmann, J.-N. Wang and C.-T. Wu, *Reconstruction of inclusions in an elastic body*, J. Math. Pures Appl. 91 (2009), pp.569–582.