

$K\pi$ scattering and the K^* decay width from lattice QCD

Sasa Prelovsek,^{1,2,*} Luka Leskovec,^{2,†} C. B. Lang,^{3,‡} and Daniel Mohler^{4,§}

¹*Department of Physics, University of Ljubljana, Slovenia*

²*Jozef Stefan Institute, Ljubljana, Slovenia*

³*Institut für Physik, University of Graz, A-8010 Graz, Austria*

⁴*Fermi National Accelerator Laboratory, Batavia, Illinois, USA*

(Dated: February 25, 2022)

K^* mesons and in particular the $K^*(892)$ were frequently addressed in lattice simulations, but always while ignoring that the $K^*(892)$ decays strongly. We present an exploratory extraction of the masses and widths for the K^* resonances by simulating $K\pi$ scattering in p -wave with $I = 1/2$ on the lattice. The $K\pi$ system with total momenta $P = \frac{2\pi}{L}e_z$, $\frac{2\pi}{L}(e_x + e_y)$ and 0, that allows the extraction of phase shifts at several values of $K\pi$ relative momenta, is studied. A Breit-Wigner fit of the phase renders a $K^*(892)$ resonance mass $m^{lat} = 891 \pm 14$ MeV and the $K^*(892) \rightarrow K\pi$ coupling $g^{lat} = 5.7 \pm 1.6$ compared to the experimental values $m^{exp} \approx 892$ MeV and $g^{exp} = 5.72 \pm 0.06$, where g parametrizes the $K^* \rightarrow K\pi$ width. When extracting the phase shift around the $K^*(1410)$ and $K_2^*(1430)$ resonances we take into account the mixing of p -wave with d -wave and assume that the scattering is elastic in our simulation. This gives us an estimate of the $K^*(1410)$ resonance mass $m^{lat} = 1.33 \pm 0.02$ GeV compared to $m^{exp} = 1.414 \pm 0.0015$ GeV assuming the experimental $K^*(1410) \rightarrow K\pi$ coupling. We contrast the resonant $I = 1/2$ channel with the repulsive non-resonant $I = 3/2$ channel, where the phase is found to be negative and small, in agreement with experiment.

PACS numbers: 11.15.Ha, 12.38.Gc

I. INTRODUCTION

The $K^*(892)$ meson was addressed in numerous lattice simulations ranging from spectroscopy to weak matrix elements, where K^* appears in the final state. Yet all previous simulations assumed the so-called narrow width approximation, where K^* is assumed to be stable against strong decay and the lattice energy level E is simply identified with the K^* energy $\sqrt{p^2 + m_{K^*}^2}$. In nature, however, the $K^*(892)$ strongly decays exclusively to $K\pi$ with a rather narrow decay width $\Gamma \simeq 50$ MeV due to the small phase space related to the near-by threshold. So the asymptotic state in a lattice simulation is not $K^*(892)$ but rather a scattering state $K(p_K)\pi(p_\pi)$.

The lowest scattering level with total momentum $P = 0$ allowed by angular conservation $K(1)\pi(-1)$ ¹ has relatively high energy $E_{sc} \simeq \sqrt{m_\pi^2 + (\frac{2\pi}{L})^2} + \sqrt{m_K^2 + (\frac{2\pi}{L})^2}$ and has a rather insignificant effect for typical $m_\pi > m_\pi^{phy}$ and $L < 3$ fm used in most of previous simulations. As state-of-the-art simulations aim at physical m_π and consequently large L , the $K^* \rightarrow K\pi$ strong decay is even more influential and is limiting the precision for extraction of phenomenologically important quantities at present (for example $B \rightarrow K^*$ and $D \rightarrow K^*$ form factors [1, 2]).

The aim of our paper is to make the first exploratory lattice investigation to address the unstable nature of the ground state resonance $K^*(892)$ as well as the excited resonance $K^*(1410)$ in their $K\pi$ decay mode. We study the strong decay $K^* \rightarrow K\pi$ by employing a nonzero total momentum P , where the $K^*(892)$ decay is kinematically facilitated on the lattice. For this purpose we simulate $K\pi$ scattering in p waves with $P = \frac{2\pi}{L}e_z$, $\frac{2\pi}{L}(e_x + e_y)$ and extract energy levels E_n . Each of the E_n leads to the value of $\delta_{l=1}(s)$ at $s = E_n^2 - P^2$ via the generalized Lüscher relations derived for the scattering of non-degenerate particles with nonzero P in [3]. The resulting phases are combined with those obtained from our previous simulation at $P = 0$ [4]. Finally we determine the resonance mass and width of $K^*(892)$, as well as the resonance mass of $K^*(1410)$ using a Breit-Wigner type formula.

A challenging technical problem for simulating scattering of non-degenerate particles ($m_K \neq m_\pi$) at $P \neq 0$ is that even and odd partial waves can in principle mix within one irreducible representation (irrep) of the discrete lattice group [3, 5–7]. In the present simulation we use only the irreducible representations (E , B_2 and B_3) where the p wave does not mix with the s wave [3]; this is extremely important for a reliable extraction of the p wave since the s wave is non-negligible in the whole energy region. In fact the p wave can mix with the d wave for the irreducible representations we consider [3, 5], which is an artifact of the reduced discrete symmetry group on the lattice and does not appear in infinite continuum space-time. The d -wave phase shift is experimentally known to be negligible up to the d -wave resonance $K_2^*(1430)$ [8, 9], where the phase has a rapid

* sasa.prelovsek@ijs.si

† luka.leskovec@ijs.si

‡ christian.lang@uni-graz.at

§ dmohler@fnal.gov

¹ The momenta in parenthesis will be sometimes given in units of $2\pi/L$.

increase by π , as is expected from a narrow resonance. In the present simulation we indeed observe p -wave resonances K^* as well as the d -wave resonance $K_2^*(1430)$ in the same irreducible representations. This forces us to attempt a preliminary analysis of the energy region around $K^*(1410)$ and $K_2^*(1430)$ using the generalized Lüscher-type relation [3] that takes into account the mixing of both waves.

The resonant $I = 1/2$ channel with K^* resonances is expected to have a behavior significantly different to the non-resonant $I = 3/2$ channel, and we will verify this by simulating explicitly both isospin channels.

The phase shift for $K\pi$ scattering was reliably extracted from experiment long time ago by Estabrooks *et al.* [8] and Aston *et al.* [9], briefly reviewed in [4].

The p -wave phase shift for $K\pi$ scattering has been extracted from the lattice only in our previous simulation [4], where the phase shifts for all four channels (p and s -wave with $I = 1/2, 3/2$) show qualitative agreement with experiment. That simulation was for $P = 0$ and led only to one phase shift point near the K^* resonance, which did not allow a determination of the K^* width. There was another recent simulation aimed at K^* [10], but it extracted the p -wave phase shift at $P = 2\pi/L$ from the irreducible representation A_1 , which mixes s and p waves. Since the s -wave phase shift is sizable in the region of the $K^*(892)$ resonance, we believe the extracted p -wave phase shift in [10] to be affected by sizable and unknown systematic uncertainties. All other previous lattice simulations of $K\pi$ scattering studied the s -wave with $I = 1/2, 3/2$ near threshold [11–13] and the resulting scattering lengths are compared in [4].

The $K^*(892) \rightarrow K\pi$ coupling was already extracted once on the lattice using the so-called amplitude method, which is based on the $\langle K\pi|K^* \rangle$ correlator [14]. This method assumes that the K^* and $K\pi$ energies are equal, which is difficult to achieve in practice.

A review on the lattice studies of resonances is given in [15]. The only resonance addressed by several lattice groups up to now is $\pi\pi \rightarrow \rho \rightarrow \pi\pi$ [16–21]. Recently also the first simulation of charmed resonances [22], as well as N^- [23] and Δ [24] resonances was performed.

In phenomenological studies the K^* resonance-pole emerged for example within the Roy-equation approach [25, 26] and a unitarized version of the Chiral Perturbation Theory [27–31]. The latter approach has also been used to study the $m_{\pi,K}$ dependence [32] and the finite-volume effects [6, 33, 34] in lattice simulations.

Following the Introduction, we present our lattice setup in Section II and the interpolating fields (interp.) in Section III, which are further detailed in the Appendix. Section IV provides the energy levels for both isospin channels. Resulting $I = 1/2$ phase shifts and K^* resonances parameters are collected in Section V, while $I = 3/2$ is considered in Section VI.

$N_L^3 \times N_T$	β	$a[\text{fm}]$	$L[\text{fm}]$	#cfs	$m_\pi[\text{MeV}]$	$m_K[\text{MeV}]$
$16^3 \times 32$	7.1	0.1239(13)	1.98	276	266(4)	552(6)

TABLE I. Parameters of the $N_f = 2$ gauge configurations [4, 18].

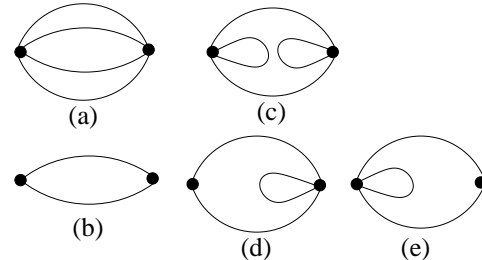


FIG. 1. Contractions for our correlators with $\bar{s}u$ and $K\pi$ interpolators (1), given in Appendix A. For $I = 3/2$ only (a) appears, while all are needed for $I = 1/2$. The contractions (c,d) need an all-to-all method like distillation.

II. LATTICE SETUP

Our simulation is based on one ensemble of gauge configurations with clover Wilson dynamical u, d quarks and u, d, s valence quarks ($m_s > m_u = m_d$), where the valence and the dynamical u/d quarks have the same mass. The corresponding pion mass is $m_\pi = 266(4)$ MeV. The strange quark mass is fixed by m_ϕ , which correspond to $\kappa_s = 0.12610$ and $c_{sw} = 1$, rendering $m_K = 552(6)$ MeV. The parameters of the ensemble are shown in Table I, while more details are given in [4, 18]. Due to the limited data on just a single ensemble, our determination of the lattice spacing a reported in [18] results from taking a typical value of the Sommer parameter r_0 . We note that the uncertainty associated with this choice might lead to small shift of all dimensionful quantities. This ensemble has been generated by the authors of [35, 36] to study re-weighting techniques.

We have a rather small volume $V = 16^3 \times 32$ ($L \simeq 2$ fm), which enables us to use the powerful but costly full distillation method [37]. This allows for the computation of all contractions for the correlation matrix of $\bar{s}u$ and $K\pi$ interpolators. The sea and valence quarks obey periodic boundary conditions in space. The periodic and anti-periodic valence propagators in time are combined into so-called " $P + A$ " propagators, which effectively extends the time direction to $2N_T = 64$ [4, 18].

III. INTERPOLATING FIELDS

The $K\pi$ physical system with momentum P and $I = 1/2$ or $I = 3/2$ is created or annihilated with the inter-

polating fields listed in the Appendix, having the form

$$\begin{aligned}\mathcal{O}_{I=1/2}^{\bar{q}q} &= \sum_x e^{iPx} \bar{s}(x) \hat{\Gamma} u(x), \\ \mathcal{O}_{I=1/2}^{K\pi} &= \sum_j f_j \left[\sqrt{\frac{1}{3}} K^+(p_{Kj}) \pi^0(p_{\pi j}), \right. \\ &\quad \left. + \sqrt{\frac{2}{3}} K^0(p_{Kj}) \pi^+(p_{\pi j}) \right], \\ \mathcal{O}_{I=3/2}^{K\pi} &= \sum_j f_j K^+(p_{Kj}) \pi^+(p_{\pi j}), \quad p_{Kj} + p_{\pi j} = P.\end{aligned}\quad (1)$$

where x , P and p are three-vectors. Interpolators are constructed to transform according to irreducible representations as explained below and detailed in [3]. We employ five $\mathcal{O}^{\bar{q}q}$ in each representation. In $\mathcal{O}^{K\pi}$ the momenta are projected separately for K and π . For each representation given below we use specific linear combinations of momenta $p_{K,\pi}$ so that $\mathcal{O}^{K\pi}$ transforms according to this irrep (irreducible representation): we use all possibilities with $p_K \leq \sqrt{3} \frac{2\pi}{L}$ and $p_\pi \leq \sqrt{3} \frac{2\pi}{L}$ according to [3].

In order to facilitate the $K^* \rightarrow K\pi$ decay kinematically and to access further values of $s = E_n^2 - P^2$, we implement interpolators (1) with non-zero total momenta P (we considered also all permutations of P and all possible directions of polarizations at given P):

$$\begin{aligned}P = \frac{2\pi}{L} e_z : & \quad C_{4v}, \text{ irreps } E(e_{x,y}), E(e_x \pm e_y), \quad l = 1, 2 \\ P = \frac{2\pi}{L} (e_x + e_y) : & \quad C_{2v}, \text{ irreps } B_2, B_3, \quad l = 1, 2 \\ P = 0 : & \quad O_h, \text{ irrep } T_1^-, \quad l = 1.\end{aligned}\quad (2)$$

The zero-momentum case, studied in [4], is listed for completeness since we will combine all these results. The analytic framework for p -wave scattering using the first two momenta is described in detail in [3], together with the symmetry considerations, appropriate interpolating fields and extraction of the phase shifts, so we only briefly review the main steps here.

The symmetry group of the mesh viewed from the center-of-momentum (CMF) frame of the $K\pi$ system is C_{4v} for $P = \frac{2\pi}{L} e_z$ and C_{2v} for $P = \frac{2\pi}{L} (e_x + e_y)$. These groups do not contain the inversion as an element, which in turn implies that even and odd partial waves can in principle mix within the same irreducible representation. For extraction of $\delta_{l=1}$ a particularly disturbing mixing is the one with $\delta_{l=0}$, since $\delta_0(s)$ is known to be non-negligible in the whole energy region of interest. Fortunately δ_1 does not mix with δ_0 in the irreducible representations E , B_2 , B_3 (see equation (2)), so we can use these. In fact we employ two representations of the two-dimensional E : $E(e_{x,y})$ with basis vectors along axis (e_x, e_y) and $E(e_x \pm e_y)$ with basis vectors along the diagonal $(e_x + e_y, e_x - e_y)$.

Each of the five representations B_2 , B_3 , $E(e_{x,y})$, $E(e_x \pm e_y)$, and T_1^- will lead to energy levels E_n , values of $s = E_n^2 - P^2$ and scattering phases $\delta(s)$.

The quarks in (1) are smeared with Laplacian Heaviside smearing [37]

$$q_s(n) \equiv \sum_{k=1}^{N_v} v^{(k)}(n) v^{(k)\dagger}(n') q(n'), \quad (3)$$

where $v^{(k)}$ are the eigenvectors of the 3D lattice Laplacian $\nabla^2 v^{(k)} = \lambda_{\nabla^2}^{(k)} v^{(k)}$ and n and n' are brief for the space and color indices. We choose $N_v = 96$ for $\mathcal{O}^{\bar{q}q}$ and $N_v = 64$ for the more costly $\mathcal{O}^{K\pi}$. This allows the calculation of all contractions in Fig. 1 according to the full distillation method [37].

IV. ENERGY LEVELS FOR $I = 1/2, 3/2$

The energy spectrum E_n is extracted from the correlation matrix

$$C_{ij}(t) = \frac{1}{N_T} \sum_{t_n} \langle \mathcal{O}_i^\dagger(t_n + t) | \mathcal{O}_j(t_n) \rangle, \quad (4)$$

averaged over all initial times t_n . All needed Wick contractions, shown in Fig. 1, are evaluated. We apply the generalized eigenvalue problem $C(t)u_n(t) = \lambda_n(t)C(t_0)u_n(t)$ [38–41]. The resulting eigenvalues $\lambda_n(t) \rightarrow e^{-E_n(t-t_0)}$ give the effective energies $E_n^{eff}(t) \equiv \log[\lambda_n(t)/\lambda_n(t+1)] \rightarrow E_n$ and the eigenvectors are the fingerprints of the energy eigenstates.

A few lowest effective energies $E_n^{eff}(t)$ for the $I = 1/2, 3/2$ states are shown in Fig. 2. The energies for the levels with reliable plateaus (marked by horizontal fits) are provided in Tables III and IV. All error bars are determined by single elimination jackknife.

The energy spectrum of $K\pi$ scattering is discrete on a finite lattice. In absence of interaction, the scattering levels $K(n_K)\pi(n_\pi)$ are just sums of energies of the individual particles with

$$\begin{aligned}E_{n.i.}(K(n_K)\pi(n_\pi)) &= \sqrt{m_K^2 + p_K^2} + \sqrt{m_\pi^2 + p_\pi^2}, \\ p_\pi &= \frac{2\pi}{L} n_\pi, \quad p_K = \frac{2\pi}{L} n_K, \quad n_{\pi,K} \in N^3,\end{aligned}\quad (5)$$

which are given by the dashed lines in Fig. 2. In Fig. 3 we show the corresponding values of $E_{n.i.}$. This plot demonstrates the difficulty to achieve energy values for a scattering level in the region of the $K^*(892)$ resonance for a typical lattice size. Note that the lowest energy is reached for $K(e_x)\pi(e_y)$ which appears in the B_2 representation.

In the interacting case the lattice energies E_n get shifted with respect to $E_{n.i.}$. A small shift $\Delta E = E_n - E_{n.i.}$ corresponds to a small phase shift $\delta(s)$ at $s = E_n^2 - P^2$ (modulo multiples of π). The $I = 3/2$ scattering in Fig. 2 is a typical example: all levels are near $E_{n.i.}$ and a small positive ΔE is related to a small and negative δ_1 in this repulsive channel. The scattering levels $K(e_x)\pi(e_y)$ in B_2 and $K(e_z)\pi(-e_z)$ in T_1^- are

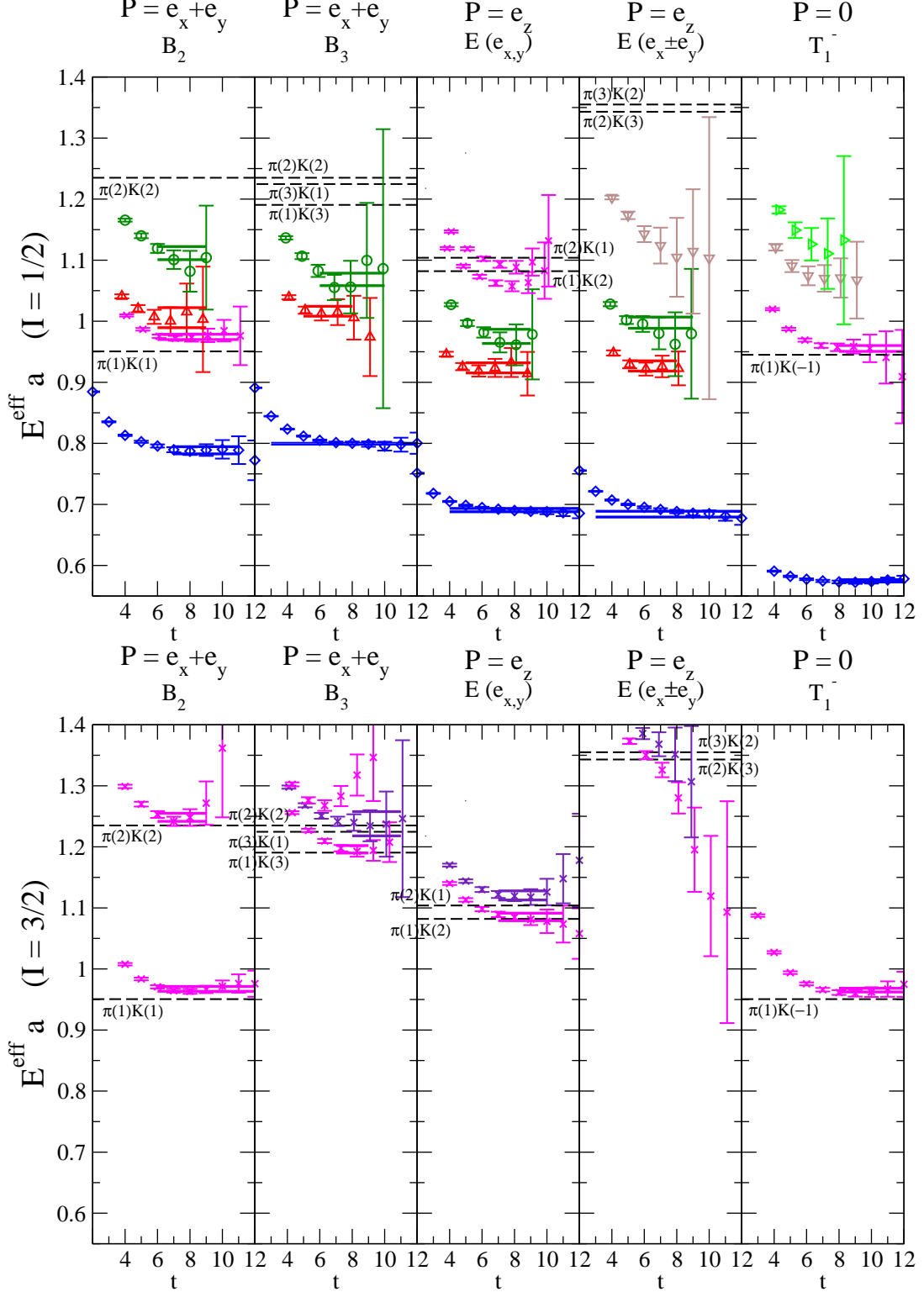


FIG. 2. Effective energies $E_n^{eff}(t) a$ of the $K\pi$ system with $I = 1/2, 3/2$ at total momentum $P \neq 0$ and $P = 0$ (in lattice units $a^{-1} \simeq 1.59$ GeV). The dashed lines indicate energy values $E_{n.i.}$ for the non-interacting scattering levels in the notation $K(n_K^2)\pi(n_\pi^2)$ (see equation (5)).

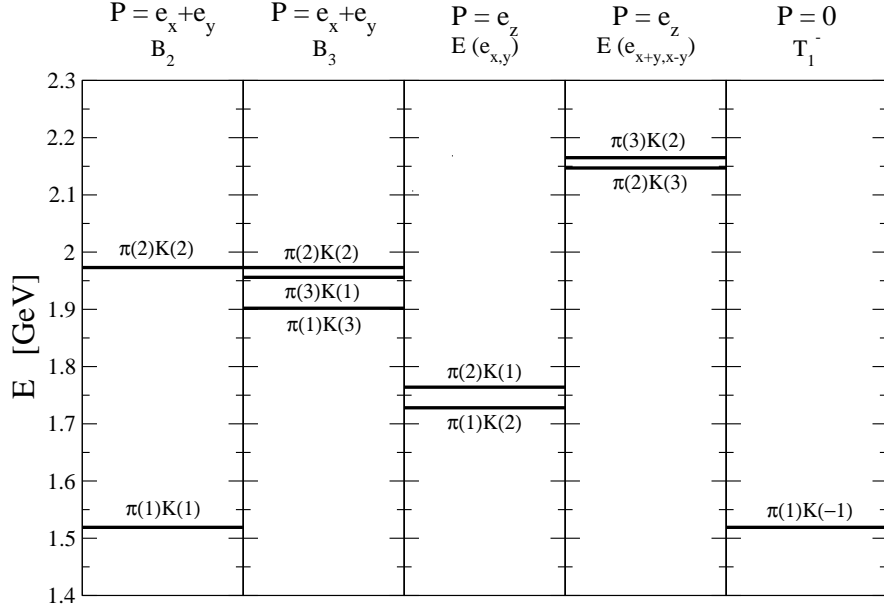


FIG. 3. Energies for non-interacting $K\pi$ scattering states (5) on our lattice (m_π and m_K are given in Table I). The values correspond to the dashed lines in Fig. 2, now shown in GeV units.

also clearly visible in the $I = 1/2$ channel; we also observe higher $I = 1/2$ scattering levels but some are not included in the analysis and the plots due to less reliable plateaus².

Narrow resonances lead to levels in addition to the scattering levels $K(n_K)\pi(n_\pi)$. Such extra levels are indeed observed in Fig. 2 for the resonant $I = 1/2$ scattering. The $K^*(892)$ is narrow in experiment and even narrower on our lattice (due to smaller phase space at $m_\pi = 266$ MeV), and is responsible for the lowest level with $I = 1/2$ in all irreps. We find that for all irreps except B_2 , the lowest energy is insensitive as to whether $\mathcal{O}^{K\pi}$ is included in the correlation matrix or not; this is expected since the scattering levels $K\pi$ have a high energy $E_{n.i.}$ (5) corresponding to $\sqrt{s} \gg m_{K^*(892)}$ (Fig. 3) in these irreps, so they influence the ground state only weakly. In the case of irrep B_2 , which has the $K\pi$ scattering state at lowest \sqrt{s} in Fig. 3, the ground state is slightly (but still within the error on E^{eff}) shifted down when $\mathcal{O}^{K\pi}$ is included in the basis.

There is one additional level in irreps B_2, B_3, E near $\sqrt{s} \simeq 1.4$ GeV which we attribute to the $K^*(1410)$ resonance. In fact, we find it puzzling that there is no additional level³ near $\sqrt{s} \simeq m_{K^*(1410)}$ in T_1^- [4] and we prompt future lattice simulations with $K\pi$ interpolators

to shed light on this point.

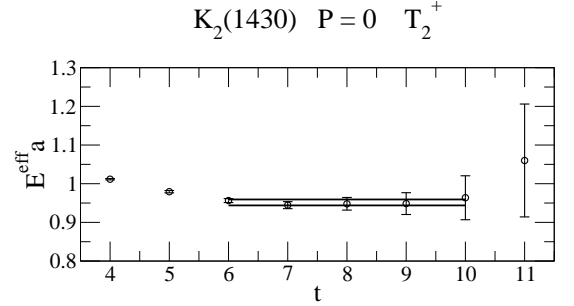


FIG. 4. Effective energy from quark-antiquark interpolators in the T_2^+ irrep of O_h . The level is related to $K_2^*(1430)$ resonance in d -wave scattering of $K\pi$. We obtain $Ea = 0.9515(77)$.

Note that there is another extra level near $\sqrt{s} \simeq 1.4$ GeV for irreps B_2, B_3, E with $P \neq 0$ and we attribute this to the resonance $K_2^*(1430)$. As we mentioned, the p -wave scattering mixes with d -wave scattering in irreps B_2, B_3, E and it is interesting that we indeed observe this mixing [3, 5]. Our interpretation of this level is supported by the fact that we find $K_2^*(1430)$ for $P = 0$ at similar \sqrt{s} in Fig. 4. In this case we employ T_2^+ of O_h which does not mix $l = 1$ with $l = 0, 2$. We use a 2×2 correlation matrix with interpolators

$$\bar{s}|\epsilon_{ijk}|\gamma_j\nabla_k u, \quad \bar{s}|\epsilon_{ijk}|\gamma_t\gamma_j\nabla_k u,$$

for T_2^+ .

² Higher $I = 1/2$ scattering levels have less reliable plateaus than $I = 3/2$ ones due to the contraction (c) in Fig. 1. They also constitute already the 4th level or higher for $I = 1/2$.

³ In T_1^- , the level 2 at $E_2 \simeq 1.5$ GeV corresponds to $K(1)\pi(-1)$, while the next level comes only at $E_3 \simeq 1.7$ GeV rendering $\delta \simeq 90^\circ$ [4].

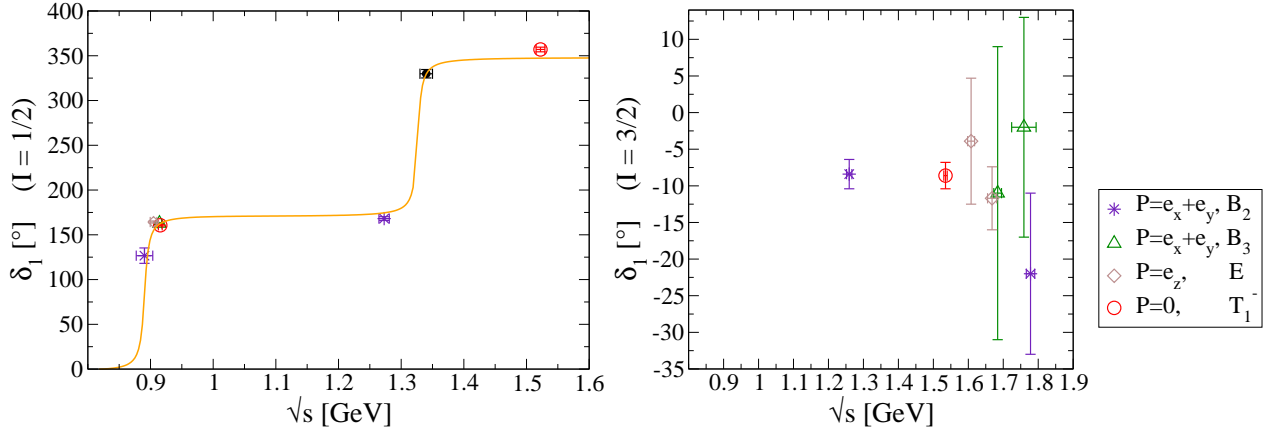


FIG. 5. The p -wave scattering phase shift $\delta_{l=1}$ as a function of \sqrt{s} for $I = 1/2$ and $I = 3/2$. Different colors/symbols indicate results from different irreducible representations (2), while the δ_1 point obtained by taking into account $\delta_{1,2}$ mixing is indicated by a black dot (left panel, around $\sqrt{s} = 1.34$ GeV). Note that three points (circle, triangle and diamond) near $\sqrt{s} \simeq 0.91$ GeV are overlapping. The line represents a fit over a pair of Breit-Wigner resonances (see equation (11)).

V. PHASE SHIFTS AND K^* RESONANCES IN $I = 1/2$ CHANNEL

Each energy level E_n from the previous section renders a specific momentum $p^* = |p_K^{cmf}| = |p_\pi^{cmf}|$ of π and K in center-of-momentum frame via

$$\begin{aligned} \sqrt{s} &= \sqrt{E_n^2 - P^2} = \sqrt{m_\pi^2 + p^{*2}} + \sqrt{m_K^2 + p^{*2}}, \\ q &\equiv \frac{L}{2\pi} p^*, \end{aligned} \quad (6)$$

where q is dimensionless. Unlike in experiment, where p^* is continuous due to $L = \infty$, in our simulation we obtain only discrete values of p^* .

1. Phase shift δ_1 for $\sqrt{s} < 1.3$ GeV and the $K^*(892)$ resonance

$K\pi$ scattering in p -wave is known to be elastic for $\sqrt{s} < 1.3$ GeV experimentally [8, 9]. In this region the elastic phase shift $\delta_{l=1}(s)$ at $s = E_n^2 - P^2$ is reliably extracted for each value of $q = p^*L/2\pi$ (or E_n). The relation $\delta_1(s) = \text{atan}[\pi^{3/2}q/Z_{00}(1;q^2)]$ for $P = 0$ was originally derived by Lüscher in [42, 43]. For the case of $P \neq 0$ the relevant Lüscher-type relations were derived in [3], where they are explicitly given by the equations (41), (42) and (56) for the irreducible representations B_3 , B_2 and E , respectively. These three relations neglect $\delta_{l=2}(s)$: this is a good approximation for the region $\sqrt{s} < 1.3$ GeV since it is below $K_2^*(1430)$ [8, 9]. The resulting δ_1 is plotted in Fig. 5 and listed in Table III.

The main uncertainty in the resulting phases is the neglect of the exponential finite-volume corrections, which may not be completely negligible on our small volume and will have to be addressed in future simulations with larger L .

The Lüscher-like relations provide only $\tan(\delta_1)$, so the resulting phase is determined up to $\pm N \cdot 180^\circ$ and we choose N such that the phase is rising with increasing \sqrt{s} (as expected in a elastic resonant channel where δ increases by 180° for each resonance).

There are four phase shift points in the vicinity of $K^*(892)$ and a fast rise of the phase in a narrow region around $\sqrt{s} \simeq 0.89$ GeV $\simeq m_{K^*}$ is apparent. These four points will be used for the exploratory extraction of the $K^*(892)$. Note that phase shift points from B_3 , E and T_1^- , that almost overlap in \sqrt{s} , overlap also in δ_1 ; this is a non-trivial check of the approach since Lüscher's relations for these three irreducible representations have a different form [3, 4].

The four phase shift points with \sqrt{s} near the narrow $K^*(892)$ are expected to be well described by the Breit-Wigner form

$$\begin{aligned} T_l(s) &= \frac{\sqrt{s} \Gamma(s)}{m_{K^*}^2 - s - i\sqrt{s} \Gamma(s)} \\ &= \frac{e^{2i\delta_l(s)} - 1}{2i} = \frac{1}{\cot \delta_l(s) - i}, \\ \Gamma(s) &= \Gamma[K^* \rightarrow K\pi] = \frac{g^2 p^{*3}}{6\pi s}. \end{aligned} \quad (7)$$

where the $K^* \rightarrow K\pi$ width Γ is parametrized in terms of the phase space and the $K^*(892) \rightarrow K\pi$ coupling g . The phase space is smaller for $m_\pi = 266$ MeV than for m_π^{phy} , while the coupling g is expected to be only mildly dependent on m_π , as explicitly verified within unitarized ChPT in [32]. So our main result will not be the width but rather the coupling g , that will be compared to the experiment. The Breit-Wigner relation (7) can be rewritten in the form

$$\frac{p^{*3}}{\sqrt{s}} \cot \delta_1(s) = \frac{6\pi}{g^2} (m_{K^*}^2 - s) \quad (8)$$

and the values of the left-hand side are provided in Fig. 6 and Table III. The linear fit in s over the four phase shift points leads to g and m_{K^*} in Table II and these agree well with m_{K^*} and g derived from the experiment. Our results apply for $m_{\pi,K}$ on our lattice, but m_{π} dependence of g was shown to be very mild $g(m_{\pi} = 266 \text{ MeV})/g(m_{\pi}^{\text{phys}}) \simeq 1.03$ within unitarized ChPT, while its m_K dependence is completely negligible [32].

This result can also be compared to $g = \sqrt{6\pi} \bar{g} = \sqrt{6\pi} 1.44 = 6.25$ as obtained in the simulation [14] using the amplitude method and assuming that the K^* and $K\pi$ lattice energies are equal.

	$m_{K^*(892)}$ [MeV]	$g_{K^*(892)}$ [no unit]	$m_{K^*(1410)}$ [GeV]	$g_{K^*(1410)}$ [no unit]
lat	891 ± 14	5.7 ± 1.6	1.33 ± 0.02	input
exp	891.66 ± 0.26	5.72 ± 0.06	1.414 ± 0.0015	1.59 ± 0.03

TABLE II. The resulting resonance masses and $K_i^* \rightarrow K\pi$ couplings g , which parametrize the width $\Gamma[K_i^* \rightarrow K\pi] = (g_i^2 p^{*3})/(6\pi s)$. The lattice results apply for our $m_{\pi} \simeq 266 \text{ MeV}$ and $m_K \simeq 552 \text{ MeV}$, while the experimental couplings are derived from the observed $\Gamma[K_i^* \rightarrow K\pi] = Br[K_i^* \rightarrow K\pi]\Gamma_{K_i^*}$ and the values of p^* and s in experiment.

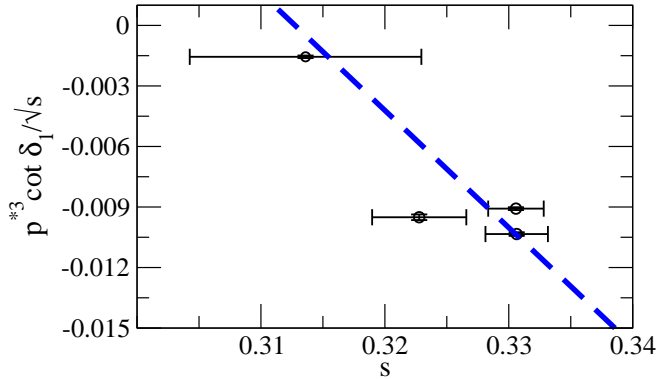


FIG. 6. The combination $\frac{(p^* a)^3}{\sqrt{s} a^2} \cot \delta_1(s)$ as a function of sa^2 in the vicinity of a narrow $K^*(892)$ resonance. The dependence is expected to be linear (8) for a Breit-Wigner resonance and the linear fit leads to m_{K^*} and the coupling g or $\Gamma[K^* \rightarrow K\pi]$ (7).

2. The phase shift δ_1 for $1.3 < \sqrt{s} < 1.6 \text{ GeV}$ and $K^*(1410)$, $K_2^*(1430)$

Unlike in the region $\sqrt{s} < 1.3 \text{ GeV}$, our exploratory extraction of the physics information from the energy levels in the region $\sqrt{s} > 1.3 \text{ GeV}$ will inevitably be less reliable and based on certain approximations.

First of all, we will assume that the $K\pi$ scattering in our simulation is elastic ($|1 + 2i\Gamma_l| = 1$) up to $\sqrt{s} < 1.6 \text{ GeV}$, which is a strong approximation but indispensable for using Lüscher's relations to extract the phase shift at present. In reality the $K\pi$ channel is coupled in this region to $K^*\pi$ and $K\rho$ channels, and experimentally $Br[K^*(1410) \rightarrow K\pi] = 6.6 \pm 1.3\%$ while $Br[K^*(1680) \rightarrow K\pi] = 38.7 \pm 2.5\%$. The treatment of such an inelastic problem is unfortunately beyond the ability of current lattice simulations, although some practically very challenging approaches have been proposed analytically [34, 44–47]. In fact, we expect that the influence of $K^*\pi$ and $K\rho$ channels in our simulation is not significant, since we did not explicitly incorporate $K^*\pi$ and $K\rho$ interpolators⁴.

The second complication stems from the fact that d -wave phase shift δ_2 cannot be neglected around $\sqrt{s} \simeq m_{K_2^*(1430)}$ in Lüscher's relations. Therefore we derived the Lüscher relations that contain δ_1 as well as δ_2 for irreps considered here: they are obtained from the so-called determinant condition⁵ Eq. (28) in [3] by keeping non-zero δ_2 . For each irrep B_3 , B_2 , E we get one (lengthy) phase shift equation (analog to Eqs. (41), (42), (56) in [3]), which depends on q (see equation 6), $\delta_1(s)$ and $\delta_2(s)$.

For a given level E_n in a given irrep, we know q (6) and $s = E_n^2 - P^2$, but one phase shift equation alone cannot provide the values for two unknowns $\delta_1(s)$ and $\delta_2(s)$. Another level in another irrep unfortunately leads to two different unknowns $\delta_1(\tilde{s})$ and $\delta_2(\tilde{s})$, since this level in general corresponds to a different \tilde{s} (see discussion in Section 3.1.3 of [3]). We overcome this serious difficulty by noting that the four levels with "ID" $K^*(1410)$ all have the invariant mass in a very narrow range of $\sqrt{s} = 1.34 \pm 0.01 \text{ GeV}$ (see Table III). By making a reasonable approximation that s is the same for all four levels, we extract the unknown δ_1 and δ_2 by solving simultaneously two phase shift equations, namely for⁶

level 3 in irrep B_2 & level 2 in irrep E :

$$\begin{aligned} \sqrt{s} &= 1.34 \pm 0.01 \text{ GeV} \rightarrow \\ \delta_1 &= 329.9^\circ \pm 4.4^\circ \quad \delta_2 = 89.6^\circ \pm 7.1^\circ. \end{aligned} \quad (9)$$

Then we extract $\delta_{1,2}$ from another pair of phase shift equations, corresponding to

level 3 in irrep B_2 & level 2 in irrep B_3 :

$$\begin{aligned} \sqrt{s} &= 1.34 \pm 0.01 \text{ GeV} \rightarrow \\ \delta_1 &= 329.8^\circ \pm 4.9^\circ \quad \delta_2 = 91.4^\circ \pm 6.2^\circ \end{aligned} \quad (10)$$

⁴ Similarly, most of previous simulations of meson resonances with $\bar{q}q$ interpolators assume that the scattering levels are not seen when they are not explicitly incorporated.

⁵ For the original derivation of determinant condition see [42, 48, 49].

⁶ The levels $n = 3$ in irreps $E(e_{x,y})$ and $E(e_x \pm e_y)$ occur at very similar \sqrt{s} , so they both lead to consistent $\delta_{1,2}$ via the same Lüscher relation (56) in [3]. The errors on the resulting $\delta_{1,2}$ in (9,10) are determined from the minimal and maximal values of \sqrt{s} in the range $\sqrt{s} = 1.34 \pm 0.01 \text{ GeV}$.

arriving at consistent results for the phases when compared to (9), which indicates that our approximations are sensible. For the third pair of irreps, B_3 and E , we did not find a solution in the range of real $\delta_{1,2}$. The average δ_1 from (9) and (10) is provided for the corresponding levels in Table III and by the black dot in Fig. 5.

Finally we attempt an exploratory extraction of $K^*(1410)$ resonance parameters by fitting the resulting δ_1 using a Breit-Wigner parametrization for two resonances in the elastic region (see equations (7,8))

$$\frac{p^{*3}}{\sqrt{s}} \cot \delta_1(s) = \left[\sum_{K_i^*} \frac{g_{K_i^*}^2}{6\pi} \frac{1}{m_{K_i^*}^2 - s} \right]^{-1}, \quad (11)$$

$$K_i^* = K^*(892), K^*(1410).$$

This satisfies $\cot \delta_1 = 0$ or $\delta = 90^\circ \pm N \cdot 180^\circ$ at the position of each resonance $s = m_{K_i^*}^2$, while the relation of the phase (11) to the amplitude T_l (7) ensures the elasticity condition $|1 + 2iT_l(s)| = 1$. We fix $m_{K^*(892)}$ and $g_{K^*(892)}$ in (11) to the values in Table II extracted in this paper. The fit with two free parameters $g_{K^*(1410)}$ and $m_{K^*(1410)}$ is unfortunately not stable since there are only two phase shift points in the vicinity of $K^*(1410)$. Therefore we perform the Breit-Wigner⁷ fit (11) over the few available points in Fig. 5 by fixing $g_{K^*(1410)}$ to the value $g_{K^*(1410)}^{exp} = 1.59 \pm 0.03$ derived from $\Gamma^{exp}[K^*(1410) \rightarrow K\pi]$. The resulting resonance mass $m_{K^*(1410)}$ in Table II⁸ is lower than in the experiment.

Let us point out again that our results for $K^*(1410)$ resonance rely on (i) the elasticity in the simulation, (ii) closeness of s for certain levels (9,10) and a Breit-Wigner fit (11) over only a few values of the phase shift. Given these caveats, the reasonable agreement with experiment is satisfactory.

VI. PHASE SHIFTS IN $I = 3/2$ CHANNEL

The p -wave scattering with $I = 3/2$ was found to be elastic up to $\sqrt{s} < 1.8$ GeV in experiment [8], while the d wave with $I = 3/2$ was found to be negligible [8]. So we extract δ_1 assuming elasticity and $\delta_2 = 0$, employing the same phase shift relations as for $I = 1/2$ in Section V 1. The resulting δ_1 in Fig. 2 and Table IV is small and

negative (or else consistent with zero⁹) up to high \sqrt{s} , as expected in this repulsive channel with exotic isospin.

VII. CONCLUSIONS

We presented an exploratory study aimed to extract the masses and widths of $K^*(892)$ and $K^*(1410)$ resonances. For that purpose we simulated the $K\pi$ scattering in p waves and extracted the $I = 1/2, 3/2$ phase shifts $\delta_{l=1}$ shown in Fig. 5. The $K\pi$ system can have only discrete values of the invariant mass $s = \sqrt{E^2 - P^2}$ due to the discretized momentum on the finite lattice. The values in Fig. 5 were obtained by combining results from scattering with total momentum $P \neq 0$ and $P = 0$.

The resonant $I = 1/2$ and non-resonant $I = 3/2$ channels show the expected differences in lattice spectrum and phase shift. All energy levels in the $I = 3/2$ channel are near the expected $K\pi$ scattering states. In the $I = 1/2$ channel we find the $K\pi$ scattering states as well as additional energy levels near the resonances $K^*(892)$ and $K^*(1410)$. The $I = 3/2$ phase shift is negative and small up to high energies, while the $I = 1/2$ phase shows steep jumps at the $K^*(892)$ and $K^*(1410)$ resonances.

The Breit-Wigner fit over the four phase shift points near $\sqrt{s} \simeq m_{K^*(892)}$ leads to the $K^*(892) \rightarrow K\pi$ coupling (that parametrizes Γ_{K^*}) and the $K^*(892)$ resonance mass in Table II. They agree with the experimental values within error. Our treatment of $K^*(892)$ is rigorous, since this region is elastic and the p -wave completely dominates the considered irreducible representations. The remaining uncertainty is due to the finite volume and the lattice spacing, which would have to be systematically addressed in future lattice simulations.

The $K^*(1410)$ resonance mass is extracted by fitting δ_1 in Fig. 5 for $\sqrt{s} < 1.6$ GeV with two Breit-Wigner resonances (11). In this fit the $K^*(1410) \rightarrow K\pi$ coupling is fixed to the experimental value and the $K^*(892)$ values are fixed to our lattice results. The extracted $K^*(1410)$ resonance mass in Table II is slightly lower than in experiment. We note that our analysis of the region near the $K^*(1410)$ resonance is inevitably less rigorous, as it neglects the possible presence of $K^*\pi$ and $K\rho$ channels, which might be a good approximation in our simulation without explicit $K^*\pi$ and $K\rho$ interpolators. An additional challenge in the region near $K^*(1410)$ comes from the mixing of p -wave and d -wave for $P \neq 0$, which we take into account near the $K^*(1410)$ and $K_2^*(1430)$ resonances.

This exploratory simulation of the $K^*(892) \rightarrow K\pi$ strong decay is a first step toward treating the weak form factors $B \rightarrow K^*$ and $D \rightarrow K^*$ while taking into account

⁷ The resulting fit in Fig. 5 indicates the weakness of the simple Breit-Wigner parametrization (see equations (8,11)), where δ_1 approaches $N \cdot 180^\circ$ to slowly at high \sqrt{s} . An improved fit that incorporated damping of p^{*3} in $\Gamma(s)$ at high energies was performed in the simulation of ρ [16]. Since such a fit contains additional free parameters, it is beyond our present analysis with only few phase shift points.

⁸ This is the only fit where the errors are not determined using the single-elimination jack-knife procedure due to the special treatment of the level near $\sqrt{s} \simeq 1.34$ GeV. The errors on $m_{K^*(1410)}$ follow from the variation of $\delta(s)$ and $g_{K^*(1410)}^{exp}$ in 1σ ranges.

⁹ The phase is consistent with zero if E is consistent with $E_{n.i.}$ (5). This is true for some of our higher lying levels, where it is challenging to accurately determine the energy shift $\Delta E = E - E_{n.i.}$.

$\frac{L}{2\pi}P$	irrep	level	Ea	\sqrt{s} [GeV]	p^*a	δ_1 [°]	$-\frac{\cot(\delta)(p^*a)^3}{\sqrt{sa^2}}$	t_0	interp.	fit	“ID”
$e_x + e_y$	B_2	1	0.7887(59)	0.892(13)	0.105(10)	126.7(8.6)	0.001557(64)	2	$\mathcal{O}_{1,3,4,5}^{\bar{q}q} \mathcal{O}_{6,7}^{K\pi}$	1exp ^u : 7-11	$K^*(892)$
$e_x + e_y$	B_2	2	0.9743(42)	1.2749(83)	0.2991(34)	168.1(2.1)	0.159(25)	4	$\mathcal{O}_{1,2,5}^{\bar{q}q} \mathcal{O}_{6,7}^{K\pi}$	1exp ^u : 6-11	$K(1)\pi(1)$
$e_x + e_y$	B_2	3	1.006(16)	1.336(31)	0.324(13)	149.9(4.7) ^[*]	0.0328(14) ^[*]	4	$\mathcal{O}_{1,2,5}^{\bar{q}q} \mathcal{O}_{6,7}^{K\pi}$	1exp ^u : 6-9	$K^*(1410)$
$e_x + e_y$	B_2	4	1.112(11)	1.533(20)	0.4000(74)			4	$\mathcal{O}_{1,2,5}^{\bar{q}q} \mathcal{O}_{6,7}^{K\pi}$	1exp ^u : 6-9	$K_2^*(1430)$
$e_x + e_y$	B_3	1	0.7994(16)	0.9158(35)	0.1226(24)	162.8(0.7)	0.010337(90)	2	$\mathcal{O}_{2,3,4,5}^{\bar{q}q} \mathcal{O}_{6,7,8}^{K\pi}$	2exp ^c : 3-13	$K^*(892)$
$e_x + e_y$	B_3	2	1.0164(81)	1.356(15)	0.3317(61)	149.9(4.7) ^[*]	0.0328(14) ^[*]	4	$\mathcal{O}_{2,3,4,5}^{\bar{q}q} \mathcal{O}_{6,7,8}^{K\pi}$	1exp ^u : 5-8	$K^*(1410)$
$e_x + e_y$	B_3	3	1.073(15)	1.462(28)	0.373(11)			4	$\mathcal{O}_{2,3,4,5}^{\bar{q}q} \mathcal{O}_{6,7,8}^{K\pi}$	1exp ^u : 6-10	$K_2^*(1430)$
e_z	$E(e_{x,y})$	1	0.6906(28)	0.9048(53)	0.1149(38)	164.3(1.2)	0.00951(14)	2	$\mathcal{O}_{1,2,3,4,5}^{\bar{q}q} \mathcal{O}_{6,7}^{K\pi}$	2exp ^c : 4-15	$K^*(892)$
e_z	$E(e_{x,y})$	2	0.9236(82)	1.331(14)	0.3220(58)	149.9(4.7) ^[*]	0.0328(14) ^[*]	4	$\mathcal{O}_{1,2,3,4,5}^{\bar{q}q} \mathcal{O}_{6,7}^{K\pi}$	1exp ^u : 5-9	$K^*(1410)$
e_z	$E(e_{x,y})$	3	0.975(12)	1.422(20)	0.3575(78)			4	$\mathcal{O}_{1,2,3,4,5}^{\bar{q}q} \mathcal{O}_{6,7}^{K\pi}$	1exp ^u : 6-9	$K_2^*(1430)$
e_z	$E(e_{x\pm y})$	1	0.6937(20)	0.9107(39)	0.1190(27)	163.0(0.9)	0.00966(10)	2	$\mathcal{O}_{1,2,3,4}^{\bar{q}q} \mathcal{O}_7^{K\pi}$	2exp ^c : 3-14	$K^*(892)$
e_z	$E(e_{x\pm y})$	2	0.9268(84)	1.337(15)	0.3242(59)	149.9(4.7) ^[*]	0.0328(14) ^[*]	4	$\mathcal{O}_{1,2,3,4,5}^{\bar{q}q} \mathcal{O}_{6,7}^{K\pi}$	1exp ^u : 5-8	$K^*(1410)$
e_z	$E(e_{x\pm y})$	3	0.9977(92)	1.461(16)	0.3725(61)			4	$\mathcal{O}_{1,2,3,4,5}^{\bar{q}q} \mathcal{O}_{6,7}^{K\pi}$	1exp ^u : 5-9	$K_2^*(1430)$
0	T_1^-	1	0.5749(19)	0.9156(30)	0.1225(21)	160.6(0.7)	0.00908(11)	4	$\mathcal{O}_{1,2,3}^{\bar{q}q} \mathcal{O}_6^{K\pi}$	1exp ^c :8-16	$K^*(892)$
0	T_1^-	2	0.9558(44)	1.5223(70)	0.3958(26)	177.0(2.6)	1.2(1.0)	4	$\mathcal{O}_{1,2,3}^{\bar{q}q} \mathcal{O}_6^{K\pi}$	1exp ^c :8-12	$K(1)\pi(-1)$

TABLE III. Results for $K\pi$ scattering in p -wave with $I = 1/2$. Total momenta $P \neq 0$ in different irreducible representations (2) were considered in this work, while $P = 0$ was simulated in [4]. Here E is energy in the lattice frame, inverse lattice spacing is $a^{-1} \simeq 1.592$ GeV, $\sqrt{s} = m_{K\pi} = \sqrt{E^2 - P^2}$ is the $K\pi$ invariant mass and p^* are the kaon/pion momenta in CMF (6). The δ_1 for levels near $\sqrt{s} \simeq m_{K^*}$ is indicated by ^[*]: it is an average of (9) and (10), where the analysis takes into account the mixing of p -wave and d wave at $P \neq 0$. The phases extracted from Lüscher-type relations are undetermined up to $\pm N \cdot 180^\circ$ and we choose N such that absolute value of δ_1 is rising with increasing \sqrt{s} . Superscripts c and u in the fit indicate correlated and uncorrelated fits, respectively. For easier identification “ID” indicates the dominant Fock-component according to our interpretation.

$\frac{L}{2\pi}P$	irrep	level	Ea	\sqrt{s} [GeV]	p^*a	δ [°]	$-\frac{\cot(\delta)(p^*a)^3}{\sqrt{sa^2}}$	t_0	interp.	fit	“ID”
$e_x + e_y$	B_2	1	0.9674(39)	1.2615(77)	0.2935(32)	-8.4(2.0)	0.215(44)	4	$\mathcal{O}_{6,7}^{K\pi}$	1exp ^u : 6-14	$K(1)\pi(1)$
$e_x + e_y$	B_2	2	1.2484(66)	1.781(12)	0.4900(42)	-22(11)	0.26(13)	4	$\mathcal{O}_{6,7}^{K\pi}$	1exp ^u : 6-9	$K(2)\pi(2)$
$e_x + e_y$	B_3	1	1.1959(61)	1.687(11)	0.4564(40)	-11(20)	0.49(88)	4	$\mathcal{O}_{6,7,8}^{K\pi}$	1exp ^u : 7-9	$K(3)\pi(1)$
$e_x + e_y$	B_3	2	1.238(20)	1.762(35)	0.483(13)	-2(15)	3(41)	4	$\mathcal{O}_{6,7,8}^{K\pi}$	1exp ^u : 8-11	$K(1)\pi(3)$
e_z	$E(e_{x,y})$	1	1.0852(62)	1.611(11)	0.4288(39)	-3.9(8.6)	1.2(2.7)	4	$\mathcal{O}_{6,7}^{K\pi}$	1exp ^u : 7-11	$K(2)\pi(1)$
e_z	$E(e_{x,y})$	2	1.1204(74)	1.671(13)	0.4507(46)	-11.7(4.3)	0.42(15)	4	$\mathcal{O}_{6,7}^{K\pi}$	1exp ^u : 7-10	$K(1)\pi(2)$
0	T_1^-	1	0.9653(31)	1.5374(49)	0.4015(18)	-8.6(1.8)	0.443(91)	/	$\mathcal{O}_6^{K\pi}$	1exp ^u :8-14	$K(1)\pi(-1)$

TABLE IV. Same as Table III but for the $I = 3/2$ channel.

the $K^* \rightarrow K\pi$ decay. Some analytic ideas along these lines have already been proposed in [50]. This would be a challenging, but an important endeavor, since the resonant nature of K^* is limiting the precision at which phenomenologically important quantities are extracted from the lattice at present [1, 2].

ACKNOWLEDGMENTS

We thank Anna Hasenfratz for providing the gauge configurations used for this work. We would like to thank J. Bulava, S. Descotes-Genon, C. Morningstar and C. Thomas for valuable discussions. The calculations were performed at Jozef Stefan Institute. This work is

supported by the Slovenian Research Agency. Fermilab is operated by Fermi Research Alliance, LLC under Contract No. De-AC02-07CH11359 with the United States Department of Energy.

Appendix A: Interpolators for $K\pi$ scattering in p -wave with $I = 1/2, 3/2$

Here we provide the $I = 1/2$ and $I = 3/2$ interpolators $\mathcal{O}^{\bar{q}q}$ and $\mathcal{O}^{K\pi}$ with total momentum P for irreducible representations $B_2, B_3, E(e_{x,y}), E(e_x + e_y)$, which contain $K\pi$ scattering with $l = 1$ in continuum (see Section III). These interpolators were proposed in [3], where the correct transformation properties of these were demonstrated. The interpolators for irrep T_1^- at $P = 0$ were presented and simulated in [4].

1. $I = 1/2$

In each irrep we use five $\mathcal{O}_{op}^{\bar{q}q}$ ($op = 1, \dots, 5$), which are all constructed from vector currents $V_i^{op}(P)$ with polarization i

$$\begin{aligned} V_i^{op=1} &= \sum_x \bar{s}(x) \gamma_i e^{iPx} u(x), \\ V_i^{op=2} &= \sum_x \bar{s}(x) \gamma_i \gamma_4 e^{iPx} u(x), \\ V_i^{op=3} &= \sum_{x,j} \bar{s}(x) \vec{\nabla}_j \gamma_i \vec{\nabla}_j e^{iPx} u(x), \\ V_i^{op=4} &= \sum_x \bar{s}(x) \frac{1}{2} [\vec{\nabla}_i - \hat{\nabla}_i] e^{iPx} u(x), \\ V_i^{op=5} &= \sum_{x,j,k} \epsilon_{ijk} \bar{s}(x) \gamma_j \gamma_5 \frac{1}{2} [\vec{\nabla}_k - \hat{\nabla}_k] e^{iPx} u(x). \end{aligned} \quad (A1)$$

The $\mathcal{O}^{K\pi}$ interpolators are linear combinations of $K(p_K)\pi(p_\pi)$ where momenta for K and π are separately projected

$$\begin{aligned} K^+(p_K) &= \sum_x e^{ip_K x} \bar{s}(x) \gamma_5 u(x), \\ \pi^+(p_\pi) &= \sum_x e^{ip_\pi x} \bar{d}(x) \gamma_5 u(x), \end{aligned} \quad (A2)$$

and analogously for K^0 and π^0 .

In practice we simulated three permutations of direction $P = \frac{2\pi}{L}e_z$, and three of direction $P = \frac{2\pi}{L}(e_x + e_y)$, but present only interpolators for one choice.

a. Interpolators for irrep B_2 (C_{2v}) with $P = \frac{2\pi}{L}(e_x + e_y)$

$$\begin{aligned} \mathcal{O}_{op=1,\dots,5}^{\bar{q}q} &= V_x^{op}(e_x + e_y) - V_y^{op}(e_x + e_y), \\ \mathcal{O}_6^{K\pi} &= \sqrt{\frac{1}{3}} [\pi^0(e_x) K^+(e_y) - \pi^0(e_y) K^+(e_x)] + \sqrt{\frac{2}{3}} [\dots], \\ \mathcal{O}_7^{K\pi} &= \sqrt{\frac{1}{3}} [\pi^0(e_x + e_z) K^+(e_y - e_z) \\ &\quad - \pi^0(e_y + e_z) K^+(e_x - e_z) + \{e_z \leftrightarrow -e_z\}] + \sqrt{\frac{2}{3}} [\dots], \end{aligned} \quad (A3)$$

where $[\dots]$ indicates another term with replacement $\pi^0 \rightarrow \pi^+$ and $K^+ \rightarrow K^0$. Momenta K and π in $\mathcal{O}^{K\pi}$ are given in units of $2\pi/L$.

b. Interpolators for irrep B_3 (C_{2v}) with $P = \frac{2\pi}{L}(e_x + e_y)$

$$\begin{aligned} \mathcal{O}_{op=1,\dots,5}^{\bar{q}q} &= V_z^{op}(e_x + e_y), \\ \mathcal{O}_6^{K\pi} &= \sqrt{\frac{1}{3}} [\pi^0(e_x + e_y + e_z) K^+(-e_z) \\ &\quad - \pi^0(e_x + e_y - e_z) K^+(e_z)] + \sqrt{\frac{2}{3}} [\dots], \\ \mathcal{O}_7^{K\pi} &= \sqrt{\frac{1}{3}} [K^+(e_x + e_y + e_z) \pi^0(-e_z) \\ &\quad - K^+(e_x + e_y - e_z) \pi^0(e_z)] + \sqrt{\frac{2}{3}} [\dots], \\ \mathcal{O}_8^{K\pi} &= \sqrt{\frac{1}{3}} [\pi^0(e_x + e_z) K^+(e_y - e_z) \\ &\quad + \pi^0(e_y + e_z) K^+(e_x - e_z) - \{e_z \leftrightarrow -e_z\}] + \sqrt{\frac{2}{3}} [\dots]. \end{aligned} \quad (A4)$$

c. Interpolators for irrep E ($e_{x,y}$) (C_{4v}) with $P = \frac{2\pi}{L}e_z$

The two-dimensional basis is (e_x, e_y) and we list interpolators for e_x (but simulate also e_y):

$$\begin{aligned} \mathcal{O}_{op=1,\dots,5}^{\bar{q}q} &= V_x^{op}(e_z), \\ \mathcal{O}_6^{K\pi} &= \sqrt{\frac{1}{3}} [\pi^0(e_z + e_x) K^+(-e_x) \\ &\quad - \pi^0(e_z - e_x) K^+(e_x)] + \sqrt{\frac{2}{3}} [\dots], \\ \mathcal{O}_7^{K\pi} &= \sqrt{\frac{1}{3}} [K^+(e_z + e_x) \pi^0(-e_x) \\ &\quad - K^+(e_z - e_x) \pi^0(e_x)] + \sqrt{\frac{2}{3}} [\dots]. \end{aligned} \quad (A5)$$

d. Interpolators for irrep E ($e_x \pm e_y$) (C_{4v}) with $P = \frac{2\pi}{L}e_z$

The two-dimensional basis is $(e_x + e_y, e_x - e_y)$ and we list interpolators for $e_x - e_y$:

$$\begin{aligned} \mathcal{O}_{op=1,\dots,5}^{\bar{q}q} &= V_x^{op}(e_z) - V_y^{op}(e_z), \\ \mathcal{O}_6^{K\pi} &= \sqrt{\frac{1}{3}} [\pi^0(e_z + e_x - e_y) K^+(-e_x + e_y) \\ &\quad - \pi^0(e_z - e_x + e_y) K^+(e_x - e_y)] + \sqrt{\frac{2}{3}} [\dots], \\ \mathcal{O}_7^{K\pi} &= \sqrt{\frac{1}{3}} [K^+(e_z + e_x - e_y) \pi^0(-e_x + e_y) \\ &\quad - K^+(e_z - e_x + e_y) \pi^0(e_x - e_y)] + \sqrt{\frac{2}{3}} [\dots]. \end{aligned} \quad (A6)$$

2. $I = 3/2$

There are no quark-antiquark interpolators with $I = 3/2$, so we incorporated only $K^+\pi^+$ interpolators. We employ all $\mathcal{O}^{K\pi}$ listed for $I = 1/2$ with the obvious replacement $\sqrt{1/3} \pi^0 K^+ + \sqrt{2/3} \pi^+ K^0 \rightarrow K^+\pi^+$.

-
- [1] Z. Liu *et al.*, [arXiv:1101.2726].
 - [2] D. Becirevic, V. Lubicz and F. Meschia, Nucl.Phys. **B769**, 31 (2007), [arXiv:hep-ph/0611295].
 - [3] L. Leskovec and S. Prelovsek, Phys. Rev. D **85**, 114507 (2012), [arXiv:1202.2145].
 - [4] C. B. Lang, L. Leskovec, D. Mohler and S. Prelovsek, Phys.Rev. **D86**, 054508 (2012), [arXiv:1207.3204].
 - [5] Z. Fu, Phys. Rev. **D85**, 014506 (2012), [arXiv:1110.0319].
 - [6] M. Döring, U. Meissner, E. Oset and A. Rusetsky, Eur.Phys.J. **A48**, 114 (2012), [arXiv:1205.4838].
 - [7] M. Göckeler *et al.*, Phys.Rev. **D86**, 094513 (2012), [arXiv:1206.4141].
 - [8] P. Estabrooks *et al.*, Nucl. Phys. **B133**, 490 (1978).
 - [9] D. Aston *et al.*, Nucl.Phys. **B296**, 493 (1988).
 - [10] Z. Fu and K. Fu, Phys.Rev. **D86**, 094507 (2012), [arXiv:1209.0350].
 - [11] K. Sasaki, N. Ishizuka, T. Yamazaki and M. Oka, PoS **LAT2009**, 098 (2009), [arXiv:0911.0228].
 - [12] S. R. Beane *et al.*, Phys. Rev. D **74**, 114503 (2006), [arXiv:hep-lat/0607036].
 - [13] Z. Fu, Phys. Rev. D **85**, 074501 (2012), [arXiv:1110.1422].
 - [14] UKQCD Collaboration, C. McNeile and C. Michael, Phys.Lett. **B556**, 177 (2003), [arXiv:hep-lat/0212020].
 - [15] D. Mohler, PoS **LATTICE2012**, 003 (2012), [arXiv:1211.6163].
 - [16] J. J. Dudek, R. G. Edwards and C. E. Thomas, Phys.Rev. **D87**, 034505 (2013), [arXiv:1212.0830].
 - [17] C. Pelissier and A. Alexandru, Phys.Rev. **D87**, 014503 (2013), [arXiv:1211.0092].
 - [18] C. B. Lang, D. Mohler, S. Prelovsek and M. Vidmar, Phys. Rev. D **84**, 054503 (2011), [arXiv:1105.5636].
 - [19] X. Feng, K. Jansen and D. B. Renner, Phys. Rev. D **83**, 094505 (2011), [arXiv:1011.5288].
 - [20] CS, S. Aoki *et al.*, Phys. Rev. D **84**, 094505 (2011), [arXiv:1106.5365].
 - [21] CP-PACS, S. Aoki *et al.*, Phys. Rev. D **76**, 094506 (2007), [arXiv:0708.3705].
 - [22] D. Mohler, S. Prelovsek and R. Woloshyn, Phys.Rev. **D87**, 034501 (2013), [arXiv:1208.4059].
 - [23] C. B. Lang and V. Verduci, Phys. Rev. **D87**, 054502 (2013), [arXiv:1212.5055].
 - [24] C. Alexandrou, J. Negele, M. Petschlies, A. Strelchenko and A. Tsapalis, [arXiv:1305.6081].
 - [25] P. Buettiker, S. Descotes-Genon and B. Moussallam, Eur.Phys.J. **C33**, 409 (2004), [arXiv:hep-ph/0310283].
 - [26] S. Descotes-Genon and B. Moussallam, Eur. Phys. J. **C48**, 553 (2006), [arXiv:hep-ph/0607133].
 - [27] J. Oller, E. Oset and J. Pelaez, Phys.Rev. **D59**, 074001 (1999), [arXiv:hep-ph/9804209].
 - [28] J. Oller and E. Oset, Phys.Rev. **D60**, 074023 (1999), [arXiv:hep-ph/9809337].
 - [29] A. Gomez Nicola and J. Pelaez, Phys.Rev. **D65**, 054009 (2002), [arXiv:hep-ph/0109056].
 - [30] J. Pelaez, Mod.Phys.Lett. **A19**, 2879 (2004), [arXiv:hep-ph/0411107].
 - [31] Z.-H. Guo and J. Oller, Phys. Rev. D **84**, 034005 (2011), [arXiv:1104.2849].
 - [32] J. Nebreda and J. Pelaez, Phys. Rev. D **81**, 054035 (2010), [arXiv:1001.5237].
 - [33] M. Döring and U.-G. Meißner, JHEP **1201**, 009 (2012), [arXiv:1111.0616].
 - [34] V. Bernard, M. Lage, U. G. Meissner and A. Rusetsky, JHEP **01**, 019 (2011), [arXiv:1010.6018].
 - [35] A. Hasenfratz, R. Hoffmann and S. Schaefer, Phys. Rev. D **78**, 054511 (2008), [arXiv:0806.4586].
 - [36] A. Hasenfratz, R. Hoffmann and S. Schaefer, Phys. Rev. D **78**, 014515 (2008), [arXiv:0805.2369].
 - [37] Hadron Spectrum Collaboration, M. Peardon *et al.*, Phys. Rev. D **80**, 054506 (2009), [arXiv:0905.2160].
 - [38] C. Michael, Nucl. Phys. B **259**, 58 (1985).
 - [39] M. Lüscher, Commun. Math. Phys. **104**, 177 (1986).
 - [40] M. Lüscher and U. Wolff, Nucl. Phys. B **339**, 222 (1990).
 - [41] B. Blossier, M. DellaMorte, G. von Hippel, T. Mendes and R. Sommer, JHEP **0904**, 094 (2009), [arXiv:0902.1265].
 - [42] M. Lüscher, Nucl. Phys. B **354**, 531 (1991).
 - [43] M. Lüscher, Nucl. Phys. B **364**, 237 (1991).
 - [44] M. T. Hansen and S. R. Sharpe, Phys.Rev. **D86**, 016007 (2012), [arXiv:1204.0826].
 - [45] C. Liu, X. Feng and S. He, Int.J.Mod.Phys. **A21**, 847 (2006), [arXiv:hep-lat/0508022].
 - [46] M. Döring, U.-G. Meissner, E. Oset and A. Rusetsky, Eur.Phys.J. **A47**, 139 (2011), [arXiv:1107.3988].
 - [47] R. A. Briceno and Z. Davoudi, [arXiv:1204.1110].
 - [48] K. Rummukainen and S. Gottlieb, Nucl. Phys. B **450**, 397 (1995), [arXiv:hep-lat/9503028].
 - [49] C. Kim, C. T. Sachrajda and S. R. Sharpe, Nucl. Phys. B **727**, 218 (2005), [arXiv:hep-lat/0510022].
 - [50] V. Bernard, D. Hoja, U. Meissner and A. Rusetsky, JHEP **1209**, 023 (2012), [arXiv:1205.4642].