

On a relation between production processes and total cross sections

Stéphane MUNIER*

(Centre de physique théorique, CNRS, École polytechnique, Palaiseau, France)

E-mail: stephane.munier@cpht.polytechnique.fr

Perturbative QCD is the appropriate tool to describe many important properties of the inclusive observables measured at electron-proton (or ion) colliders, such as the energy dependence of the total cross sections in well-chosen kinematical regions. This is because the electron may effectively be replaced by its cloud of photons, whose virtualities provide a hard scale that enables perturbative expansions.

At hadron colliders instead, there is no hard scale in the initial state. Therefore, the observables one may compute perturbatively involve the production of jets, and thus belong to a quite different class of observables.

However, it turns out that there is a formal relation between production processes and total cross sections, enabling one to apply calculations of the latter to the former. We review this relation, and present our recent proof that it holds at next-to-leading order (in the BFKL sense).

XXI International Workshop on Deep-Inelastic Scattering and Related Subjects
22-26 April, 2013
Marseille, France.[†]

*Speaker.

[†]Also presented at the ECT* workshop on high energy, high density and hot QCD, 17-21 June, 2013, Trento, Italy.

1. Introduction

Parton densities "seen" in hadronic collisions increase with the energy of the collisions. This growth is predicted by linear evolution equations such as the BFKL equation, established in QCD. At very high energies, parton densities may become so large that they saturate, which means that the evolution equations become nonlinear (and change name: they become the BK and B-JIMWLK equations, see Ref. [1] for a review). These new equations predict in particular the emergence of a hard, energy-dependent, momentum scale called the saturation scale. This regime is very interesting theoretically. Parton saturation may also have important phenomenological consequences at the LHC.

The question is how to test this exciting regime of QCD. Electron-hadron collisions, happening through the exchange of a virtual photon, may be understood as a dipole of "tunable" size r , of the order of the inverse virtuality of the exchanged photon, scattering off the hadron (in practice, proton or nucleus). A lot of understanding of the dipole scattering amplitude was gained at HERA, at the border of the dense regime of QCD. On the theoretical side, it is "easy" to formulate the QCD evolution of the dipole amplitude with the energy as radiative corrections to the dipole wave function. One arrives at the BFKL equation in the regime of low densities, and at the BK and B-JIMWLK equations if one tries to account for high-density effects.

At a hadron collider instead, where there is no hard scale such as the photon virtuality in the initial state, one needs to find appropriate production processes. The simplest of those may be the so-called " p_\perp -broadening" process (see Fig. 1, left) in which one observes in the final state a jet of transverse momentum p_\perp together with an arbitrary number of other particles. The interpretation is the following: Through the interaction with hadron number 2, one valence quark of hadron number 1 acquires a momentum of the order of the saturation scale, which may be large if hadron 2 is a large nucleus and/or if the energy of the interaction is high.



Figure 1: Schematic view of p_\perp -broadening (left; a jet of transverse momentum p_\perp is measured) and dijet correlations (right; two forward jets are measured, separated by some azimuthal angle $\Delta\phi$).

There are other more sophisticated observables that have been discussed in the literature. The energy dependence of forward dijet azimuthal correlations (see Fig. 1, right) is one of them [2].

An outstanding challenge is to take over what has been learnt at HERA to the LHC to push further our understanding of dense QCD. A priori, this looks very hard. However, there exists a surprising relation between total cross sections like the ones measured in deep-inelastic scattering, and production processes measured at hadron colliders. This relation was established at the classical level some time ago. Many authors have then assumed that it is true also when quantum

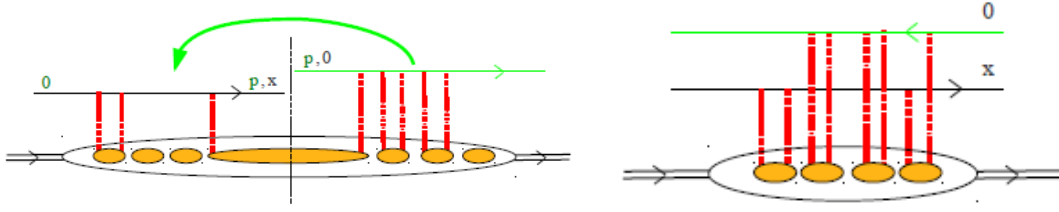


Figure 2: Graphical illustration of the correspondence between the rate of production of a jet of transverse momentum p_{\perp} in pA collisions and the dipole scattering amplitude off a nucleus in the McLerran-Venugopalan model. The red vertical lines are exchanged gluons.

corrections are taken into account, but no proof was available beyond leading order until recently. It is the purpose of this contribution to report on the recent progress in putting this relation on solid ground [3].

We have studied in detail p_{\perp} -broadening, but we believe that all our analysis of quantum corrections may go over to other production processes.

2. Formulation of a production process in proton-nucleus collision

Let us write the rate of production of a jet of transverse momentum p_{\perp} in quark-nucleus scattering:

$$\frac{dN}{d^2p_{\perp}} = \int \frac{d^2x_{\perp}}{(2\pi)^2} e^{-ip_{\perp}x_{\perp}} \times \left[\frac{1}{N_c} \text{tr} \left\{ \sum_n \langle n | V_{0\perp} | A \rangle^* \langle n | V_{x_{\perp}} | A \rangle \right\} \right] \quad (2.1)$$

where V is the usual Wilson line which represents the quark propagating in the classical field of the nucleus, and $|A\rangle$ is a nuclear state. In the McLerran-Venugopalan model¹ [4], the factor in the square brackets can be straightforwardly identified with the S -matrix element for the elastic scattering of a color dipole of size x_{\perp} off a large nucleus, denoted by $S(x_{\perp})$.

So we arrive at a surprising relation between two seemingly very different processes: *The rate of production of a jet of transverse momentum p_{\perp} is the 2-dimensional Fourier transform of the S -matrix element for the elastic scattering of a color dipole whose size x_{\perp} is conjugate to p_{\perp} .*

This identification can be illustrated by an appealing drawing (see Fig. 2): The quark in the complex-conjugate amplitude of the broadening process may be "bent over" to become an antiquark in the amplitude, and thus, together with the quark in the amplitude, form a color dipole. This picture was presumably first proposed by Zakharov [5], in a different context however. While this picture is literally true in the McLerran-Venugopalan model, it is not clear whether it would be true beyond the classical approximation.

¹The question whether this equivalence would be true for a general interaction, beyond the simplifying assumptions of the McLerran-Venugopalan model on the statistical properties of the field of the nucleus, was raised by several participants to the workshop. The answer is not known. It seems crucial for our calculation that the gluons exchanged with the target be at most pairwise correlated, but we cannot exclude that our calculation would eventually turn out to be more general.

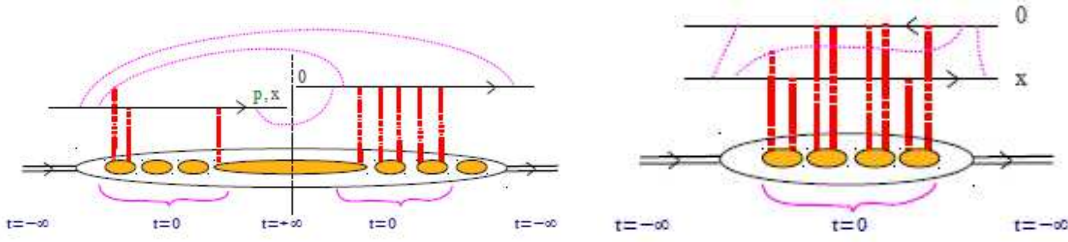


Figure 3: Illustration of the would-be identity between jet-production rate and dipole cross section beyond the McLerran-Venugopalan model. The pink lines represent gluonic fluctuations of the quark.

When quantum corrections are included, the factor $S(x_\perp)$ represented by the square brackets in Eq. (2.1) should be changed to

$$\tilde{S}(x_\perp) = \frac{1}{N_c} \sum_n \text{tr} \left\{ \langle n | T \left(V_{0\perp} e^{i \int d^4 y \mathcal{L}_I(y)} \right) | A \rangle^* \langle n | T \left(V_{x\perp} e^{i \int d^4 y \mathcal{L}_I(y)} \right) | A \rangle \right\}, \quad (2.2)$$

where \mathcal{L}_I is the QCD interaction Lagrangian, say in the lightcone gauge. But now, it is not clear that the identification with a dipole S -matrix element may still hold. Indeed, the latter would read, when including quantum corrections,

$$S(x_\perp) = \frac{1}{N_c} \text{tr} \langle A | T \left(V_{0\perp}^\dagger V_{x\perp} e^{i \int d^4 y \mathcal{L}_I(y)} \right) | A \rangle, \quad (2.3)$$

and a priori, there is no reason why this $S(x_\perp)$ should be equal to $\tilde{S}(x_\perp)$.

In the next sections, we are going to report on our analysis of these two processes in perturbation theory, in view of trying and establishing an identity between them beyond the McLerran-Venugopalan model. Needless to say, we will not be able to provide any detail: We shall refer the interested reader to the original paper [3].

3. Quantum corrections: leading order

In this section, we consider the first quantum correction to the McLerran-Venugopalan model. We pick one graph on the broadening side and the would-be corresponding one on the dipole side (see Fig. 4). On the broadening side, it is an interference graph between the emission of a gluon in the initial state in the amplitude, and the emission of a gluon in the final state in the complex-conjugate amplitude. Using the rules of time-ordered perturbation theory,² the evaluation of this graph is especially simple since the quark-gluon vertices are all treated in the eikonal approximation. We find that the particular broadening graph drawn in Fig. 4 has the expression

$$\left. \frac{dN}{d^2 p} \right|_{\text{graph in Fig. 4}} = -\frac{\alpha_s N_c}{N_c^2 - 1} \int_0^{+\infty} \frac{dk_+}{k_+} \int \frac{d^2 \vec{l}_1}{\vec{l}_1^2} \frac{d^2 \vec{l}_2}{\vec{l}_2^2} \frac{(\vec{p} - \vec{l}_1) \cdot (\vec{p} + \vec{l}_2)}{(\vec{p} - \vec{l}_1)^2 (\vec{p} + \vec{l}_2)^2} \times \left[\alpha_s x g(x, \vec{l}_1^2) \rho L \right] \left[\alpha_s x g(x, \vec{l}_2^2) \rho L \right], \quad (3.1)$$

²The rules are listed for example on the recent textbook of Ref. [6], although we use slightly different conventions.

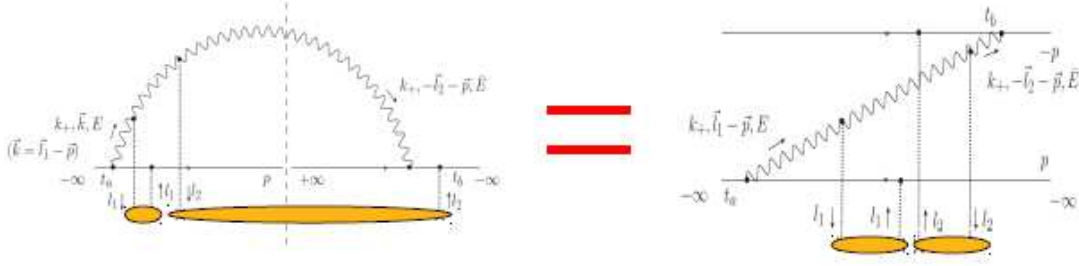


Figure 4: Simplest graph contributing to the broadening cross section (left) and the corresponding graph contributing to the elastic dipole amplitude (right).

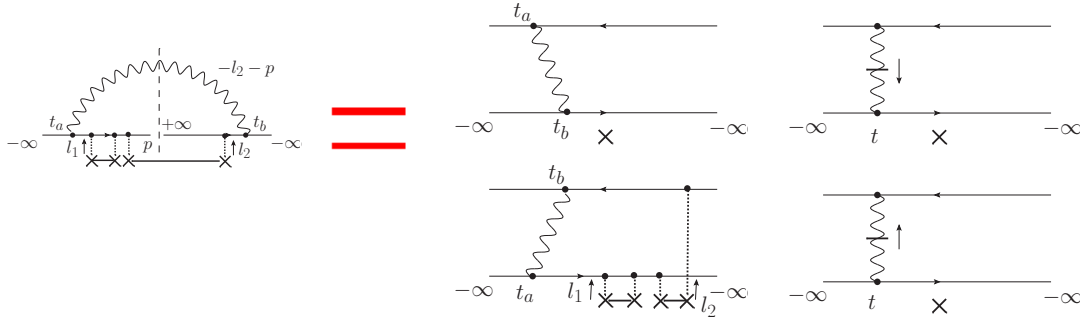


Figure 5: Example of broadening graph (left side of the equality) that corresponds to a set of 4 graphs on the dipole side (right).

where we have used standard notations. Here we have included two particular exchanges of pairs of gluons with the target, one elastic and one inelastic scattering, represented by the factors in the last line of the previous equation. But it would be straightforward to include an arbitrary number of exchanges, provided that the t -channel gluons have pairwise correlations. The evaluation of the dipole graph in Fig. 4 gives exactly the same result, hence there is a perfect correspondence between these graphs, even before the integration over the momenta, provided that one labels properly the latter.

There are however slightly more tricky cases even at leading order. Let us consider a graph in which the gluon is emitted in the initial state both in the amplitude and in the complex-conjugate amplitude (see Fig. 5). In this case, one single broadening graph corresponds to 4 graphs on the dipole side. This is because the times at which the gluon is emitted in the amplitude and in the complex-conjugate amplitude respectively are not ordered on the broadening side. But on the other hand, on the dipole side, the times at which the gluon is emitted/absorbed by the quark/antiquark are ordered, and different orderings correspond to different lightcone perturbation theory graphs. Note that instantaneous-exchange graphs need to be taken into account, and interestingly enough, they actually cancel infinities that would plague the dipole calculation. Finally, summing up all the dipole graphs depicted in Fig. 5, one gets again an exact identification, momentum-by-momentum, but this time, between one single graph on one side and a set of graphs on the other side.

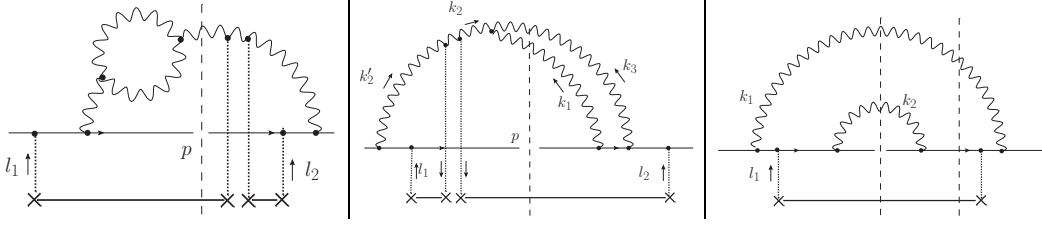


Figure 6: One particular representant of each of the three main classes of graphs contribution to p_{\perp} -broadening at next-to-leading order. The radiative gluons carry momenta of the same order of magnitude.

The other graphs that one needs to take into account in this leading-order case are either symmetric to the ones studied here, or trivial (when, for example, the gluon couples only to the quark or only to the antiquark on the dipole side).

All in all, we easily find that the identification between p_{\perp} -broadening and dipole amplitudes holds true at leading order. The identification was first proven, at leading order only, by Kovchegov et al., see Ref. [7] and references therein.

4. Next-to-leading order

At next-to-leading order, we need to include two radiative gluons. Therefore, there are many more diagrams that need to be analyzed. (The order of magnitude is 100 graphs on both sides, although we afford to limit ourselves to the large- N_c limit in order to get rid of all nonplanar graphs). Note that the two gluons are assumed to have comparable momenta. (If the momenta were ordered, the discussion would boil down to an iteration of the leading-order case).

We can classify the graphs in basically 3 classes, according to the number of quark-gluon vertices (see Fig. 6). The first class (2 qg vertices) is actually the easiest one, since it turns out that we never need to write down the detailed expression for the gluon loop. Therefore, the equivalence with the similar-looking dipole graphs is not much more difficult for this class of graphs as for the leading order. As for the second class (3 qg vertices), its analysis requires to write down the full expression of the exact 3-gluon vertex. Moreover, for the second and third classes (4 qg vertices), the time-ordering problem already encountered at leading order is not so straightforward to solve. In order for the “broadening-dipole identification” to become manifest, one actually needs to write the integration over some longitudinal momentum, go to the complex plane and appropriately deform the contour, namely, perform an analytical continuation.

Note that we do not need to actually evaluate the momentum integrals in order to see that the two processes are related. Such a complete calculation would amount to computing the BFKL kernel at next-to-leading order in the gluon sector.

5. Conclusion and outlook

In the context of proton-nucleus (made of A nucleons) scattering, we proved that the identity between the rate of production of a jet of transverse momentum p_{\perp} and the Fourier transform of the total cross section for the scattering of a dipole of transverse size x_{\perp} conjugate to p_{\perp} holds true also

when two additional (unobserved) gluons are included. The gluons are soft compared to the quark, but no further assumption is required on the kinematics of these gluons. The proof holds, strictly speaking, in the large- N_c and large- A limits but the result may eventually be found to hold more generally. By iterating our calculation to all orders, we actually proved that the two observables obey the same evolution equation with the rapidity, namely the Balitsky-Kovchegov (BK) equation at next-to-leading order accuracy.

What we have argued for p_\perp -broadening may be generalized straightforwardly to other processes: For example dijet correlations are expected to have the same evolution as dipole and quadrupole total cross sections.

Our method was a brute-force inspection of all relevant light-cone perturbation theory diagrams. Finding a more general and more synthetic method would be an interesting and useful challenge. Also, we do not know whether the identity would be verified beyond next-to-leading order accuracy.

References

- [1] F. Gelis, E. Iancu, J. Jalilian-Marian and R. Venugopalan, *Ann. Rev. Nucl. Part. Sci.* **60**, 463 (2010) [arXiv:1002.0333 [hep-ph]].
- [2] C. Marquet, *Nucl. Phys. A* **796**, 41 (2007) [arXiv:0708.0231 [hep-ph]].
- [3] A. H. Mueller and S. Munier, *Nucl. Phys. A* **893**, 43 (2012) [arXiv:1206.1333 [hep-ph]].
- [4] L. D. McLerran and R. Venugopalan, *Phys. Rev. D* **49**, 2233 (1994) [hep-ph/9309289].
- [5] B. G. Zakharov, *JETP Lett.* **63**, 952 (1996) [hep-ph/9607440].
- [6] Y. V. Kovchegov and E. Levin, “Quantum chromodynamics at high energy,” Cambridge University Press, 2012.
- [7] J. Jalilian-Marian and Y. V. Kovchegov, *Phys. Rev. D* **70**, 114017 (2004) [Erratum-ibid. *D* **71**, 079901 (2005)] [hep-ph/0405266].