

Prediction for the decay width of a charged state near the $D_s \bar{D}^*/D_s^* \bar{D}$ threshold

Jorgivan M. Dias^{1,*}, Xiang Liu^{2,3,†} and Marina Nielsen^{1‡}

¹*Instituto de Física, Universidade de São Paulo, C.P. 66318, 05389-970 São Paulo, SP, Brazil*

²*Research Center for Hadron and CSR Physics, Lanzhou University
and Institute of Modern Physics of CAS, Lanzhou 730000, China*

³*School of Physical Science and Technology, Lanzhou University, Lanzhou 730000, China*

Very recently it was predicted the existence of a charged state near the $D_s \bar{D}^*/D_s^* \bar{D}$ threshold. This state, that we call Z_{cs}^+ , would be the strange partner of the recently observed $Z_c^\pm(3900)$. Using standard techniques of QCD sum rules, we evaluate the three-point function for the vertices $Z_{cs}^+ J/\psi K^+$, $Z_{cs}^+ \eta_c K^{*+}$ and $Z_{cs}^+ D_s^+ \bar{D}^{*0}$ and we make predictions for the corresponding decay widths in these channels.

PACS numbers: 11.55.Hx, 12.38.Lg, 12.39.-x

In a pioneering work, using the initial single pion emission mechanism (ISPE), the authors of ref. [1] have predicted the existence of a charged state, close to the $D^* \bar{D}$ threshold, in the hidden-charm dipion decay of the charmonium-like structure $Y(4260)$. This state, called $Z_c^+(3900)$, was soon after observed by the BESIII and BELLE collaborations in $e^+e^- \rightarrow J/\psi \pi^+ \pi^-$ at $\sqrt{s} = 4260$ MeV [2, 3]. This observation was also confirmed by the authors of ref. [4] using CLEO-c data. Stimulated by this discovery, the authors of ref. [5] have extended the ISPE mechanism to include the kaon, the chiral partner of the pion. They call it the initial single chiral particle emission (ISChE) mechanism. Under the ISChE mechanism it is possible to study the hidden-charm dikaon decay of a charmonium-like states. In particular, studying the hidden-charm dikaon decay of the charmonium-like structure $Y(4660)$, the authors of ref. [5] find a sharp peak structure close to the $D_s \bar{D}^*/D_s^* \bar{D}$ threshold. Therefore, a charged charmonium-like structure with hidden-charm and open-strange channels with mass close to the $D_s \bar{D}^*/D_s^* \bar{D}$ threshold, which we call Z_{cs}^\pm , should be seen in the $Y(4600) \rightarrow J/\psi K^+ K^-$ decay.

The mass of a $J^P = 1^+ D_s \bar{D}^*$ molecular state was first predicted, using the QCD sum rules (QCDSR) method [6–8], in ref. [9]. They found $m_{Z_{cs}} = (3.97 \pm 0.08)$ GeV, which is very close to the $D_s^+ \bar{D}^{*0}$ threshold at 3.976 GeV. In this work we use the method of QCDSR to study some hadronic decays of Z_{cs}^\pm , considering the Z_{cs} as a tetraquark state, similar to what was done for the $Z_c^\pm(3900)$ state in ref. [10]. Therefore, the interpolating field for Z_{cs}^+ is given by:

$$j_\alpha = \frac{i\epsilon_{abc}\epsilon_{dec}}{\sqrt{2}} [(u_a^T C \gamma_5 c_b)(\bar{s}_d \gamma_\alpha C \bar{c}_e^T) - (u_a^T C \gamma_\alpha c_b)(\bar{s}_d \gamma_5 C \bar{c}_e^T)], \quad (1)$$

where a, b, c, \dots are color indices, and C is the charge conjugation matrix. The mass obtained in QCDSR for the Z_{cs} state described by the current in Eq. (1) is the same as the one obtained in [9], as expected from the results presented in ref. [11]. Therefore, here we evaluate only the decay width. For a comprehensive review of the use of different currents to describe four-quark states we refer the reader to [12].

We will consider four decay channels: $Z_{cs}^+ \rightarrow J/\psi K^+$, $Z_{cs}^+ \rightarrow \eta_c K^{*+}$, $Z_{cs}^+ \rightarrow \bar{D}^{*0} D_s^+$ and $Z_{cs}^+ \rightarrow \bar{D}^0 D_s^{*+}$. Besides these four discussed decay channels, $Z_{cs}^+ \rightarrow \chi_{c0} K^+$ via P-wave is allowed, where the sum of the masses of χ_{c0} and Kaon is about 3912 MeV less than the central value of the mass of Z_{cs}^+ [9]. However, in this work we will not include this channel in our discussion since this P-wave decay and small phase space can suppress the decay width of $Z_{cs}^+ \rightarrow \chi_{c0} K^+$ compared with these two S-wave hidden-charm decay channels $Z_{cs}^+ \rightarrow J/\psi K^+$ and $Z_{cs}^+ \rightarrow \eta_c K^{*+}$.

In these four channels there is always a vector and a pseudoscalar mesons as final states. For the last three cases the pseudoscalar mesons are described by pseudoscalars currents:

$$j_5^{\eta_c} = i\bar{c}_a \gamma_5 c_a, \quad j_5^D = i\bar{c}_a \gamma_5 u_a, \quad \text{and} \quad j_5^{D^*} = i\bar{s}_a \gamma_5 c_a. \quad (2)$$

However, it is well known that the kaon can not be well described, in QCDSR, by a pseudoscalar current [13]. Therefore, in the case of the $Z_{cs}^+ \rightarrow J/\psi K^+$ decay, we use an axial current to describe the kaon

$$j_{5\nu}^K = \bar{s}_a \gamma_5 \gamma_\nu u_a. \quad (3)$$

*Electronic address: jdias@if.usp.br

†Electronic address: xiangliu@lzu.edu.cn

‡Electronic address: mnielsen@if.usp.br

For the vector mesons we use the currents

$$j_\mu^\psi = \bar{c}_a \gamma_\mu c_a, \quad j_\mu^{D^*} = \bar{c}_a \gamma_\mu u_a, \quad j_\mu^{D^s} = \bar{s}_a \gamma_\mu c_a \quad \text{and} \quad j_\mu^{K^*} = \bar{s}_a \gamma_\mu u_a. \quad (4)$$

The QCDSR calculation of these four vertices are based on the three-point function given by:

$$\Pi_{\mu i \alpha}(p, p', q) = \int d^4x d^4y e^{ip' \cdot x} e^{iq \cdot y} \Pi_{\mu i \alpha}(x, y), \quad (5)$$

with

$$\begin{aligned} \Pi_{\mu\nu\alpha}(x, y) &= \langle 0 | T[j_\mu^\psi(x) j_{5\nu}^K(y) j_\alpha^\dagger(0)] | 0 \rangle, \\ \Pi_{\mu\alpha}(x, y) &= \langle 0 | T[j_5^{\eta_c}(x) j_\mu^{K^*}(y) j_\alpha^\dagger(0)] | 0 \rangle, \\ \Pi_{\mu\alpha}(x, y) &= \langle 0 | T[j_\mu^{D^*}(x) j_5^{D^s}(y) j_\alpha^\dagger(0)] | 0 \rangle, \\ \Pi_{\mu\alpha}(x, y) &= \langle 0 | T[j_\mu^{D^*}(x) j_5^D(y) j_\alpha^\dagger(0)] | 0 \rangle, \end{aligned} \quad (6)$$

for the four decays. In Eq.(6) $p = p' + q$.

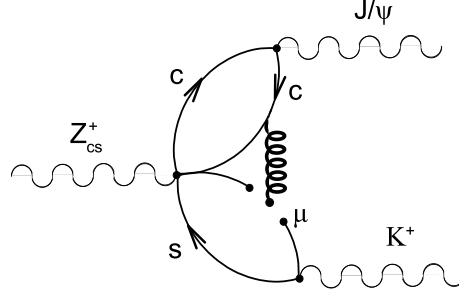


FIG. 1: CC diagram which contributes to the OPE side of the sum rule.

To assure that the non-trivial color structure of the current in Eq. (1) is maintained in the QCDSR calculation, in the OPE side we will consider only the diagrams with non-trivial color structure, as in ref. [10]. These diagrams are called color-connected (CC) diagrams. In the case of the $Z_{cs}^+ \rightarrow J/\psi K^+$ decay, one of the CC diagrams that contribute to the OPE side is shown in Fig. 1. Possible permutations (not shown) of the diagram in Fig. 1 also contribute.

The diagram in Fig. 1 contributes to many structures. However, as we can see below, only the structures $q_\nu g_{\mu\alpha}$ and $q_\nu p'_\mu p'_\alpha$ also appear in the phenomenological side. Following [10] we choose to work with the $q_\nu p'_\mu p'_\alpha$ structure. Therefore in the OPE side and in the $q_\nu p'_\mu p'_\alpha$ structure we obtain:

$$\Pi^{(OPE)} = \frac{(\langle \bar{q} g \sigma G q \rangle + \langle \bar{s} g \sigma G s \rangle)}{24\sqrt{2}\pi^2} \frac{1}{q^2} \int_0^1 d\alpha \frac{\alpha(1-\alpha)}{m_c^2 - \alpha(1-\alpha)p'^2}. \quad (7)$$

The phenomenological side of the sum rule can be evaluated by inserting intermediate states for Z_{cs} , J/ψ and K into Eq.(5). We get:

$$\Pi_{\mu\nu\alpha}^{(phen)}(p, p', q) = \frac{\lambda_{Z_{cs}} m_\psi f_\psi F_K g_{Z_{cs}\psi K}(q^2) q_\nu}{(p^2 - m_{Z_{cs}}^2)(p'^2 - m_\psi^2)(q^2 - m_K^2)} \left(-g_{\mu\lambda} + \frac{p'_\mu p'_\lambda}{m_\psi^2} \right) \left(-g_\alpha^\lambda + \frac{p_\alpha p^\lambda}{m_{Z_{cs}}^2} \right) + \dots \quad (8)$$

The contribution of the excited states are included by the dots. These include pole-continuum and continuum contributions. The form factor, $g_{Z_{cs}\psi K}(q^2)$, appearing in Eq. (8), is defined as the generalization for a off-shell kaon, of the on-mass-shell coupling constant $g_{Z_{cs}\psi K}$. The coupling constant can be extracted from the effective lagrangian

$$\mathcal{L} = g_{Z_{cs}\psi K} Z_{cs}^\mu \psi_\mu \bar{K} + cc. \quad (9)$$

From the lagrangian in Eq. (9) we get:

$$\langle J/\psi(p')K(q)|Z_{cs}(p)\rangle = g_{Z_{cs}\psi K}(q^2)\varepsilon_\lambda^*(p')\varepsilon^\lambda(p), \quad (10)$$

where $\varepsilon_\alpha(p)$, $\varepsilon_\mu(p')$ are the polarization vectors of the Z_{cs} and J/ψ mesons respectively.

The coupling $\lambda_{Z_{cs}}$ and the meson decay constants f_ψ and F_K appearing in Eq. (8) are defined through the current-state couplings:

$$\begin{aligned} \langle 0|j_\mu^\psi|J/\psi(p')\rangle &= m_\psi f_\psi \varepsilon_\mu(p'), \\ \langle 0|j_{5\nu}^K|K(q)\rangle &= i q_\nu F_K, \\ \langle Z_{cs}(p)|j_\alpha|0\rangle &= \lambda_{Z_{cs}} \varepsilon_\alpha^*(p). \end{aligned} \quad (11)$$

If one neglects the kaon mass in the right hand side of Eq. (8) we can extract directly the coupling constant, $g_{Z_{cs}\psi\pi}$, instead of the form factor, like in [10, 14]. Therefore, isolating the $q_\nu p'_\mu p'_\alpha$ structure in Eq. (8) and making a single Borel transformation to both $P^2 = P'^2 \rightarrow M^2$, we get the sum rule:

$$A \left(e^{-m_\psi^2/M^2} - e^{-m_{Z_{cs}}^2/M^2} \right) + B e^{-s_0/M^2} = \frac{(\langle \bar{q}g\sigma.Gq \rangle + \langle \bar{s}g\sigma.Gs \rangle)}{24\sqrt{2}\pi^2} \int_0^1 d\alpha e^{\frac{-m_\psi^2}{\alpha(1-\alpha)M^2}}, \quad (12)$$

where s_0 is the continuum threshold parameter for Z_{cs} : $\sqrt{s_0} = (4.5 \pm 0.1)$ GeV [9], and

$$A = \frac{g_{Z_{cs}\psi K} \lambda_{Z_{cs}} f_\psi F_K (m_{Z_{cs}}^2 + m_\psi^2 + m_K^2)}{2m_{Z_{cs}}^2 m_\psi (m_{Z_{cs}}^2 - m_\psi^2)}. \quad (13)$$

As commented above, the dots in Eq. (8) include pole-continuum and continuum contributions. The parameter B in Eq.(12) is introduced to take into account the contributions associated with pole-continuum transitions, which are not suppressed when only a single Borel transformation is done in a three-point function sum rule, as shown in [15–18].

The numerical values for quark masses and QCD condensates used in this calculation are listed in Table I [8, 19].

TABLE I: QCD input parameters.

Parameters	Values
m_c	$(1.18 - 1.28)$ GeV
$\langle \bar{q}q \rangle$	$-(0.23 \pm 0.03)^3$ GeV ³
$m_0^2 \equiv \langle \bar{q}g\sigma.Gq \rangle / \langle \bar{q}q \rangle$	(0.8 ± 0.1) GeV ²
$B/\langle \bar{q}q \rangle$	0.8

The numerical values of the meson masses and decay constants used in all calculations are given in Table II.

For the Z_{cs} mass and the meson-current coupling, $\lambda_{Z_{cs}}$, defined in Eq.(11), we use the values determined from the two-point sum rule [9]: $m_{Z_{cs}} = (3.97 \pm 0.08)$ GeV and $\lambda_{Z_{cs}} = (1.8 \pm 0.2) \times 10^{-2}$ GeV⁵.

In [9] it was shown that the Borel window where the two-point function for Z_{cs} shows good OPE convergence and pole dominance is in the range $2.0 \leq M^2 \leq 3.0$ GeV². Therefore, we use here this same Borel window. In Fig. 2 we show, through the circles, the right-hand side (RHS) of Eq.(12), *i.e.* the OPE side of the sum rule, as a function of the Borel mass. We can fit the OPE results with the analytical expression in the left-hand side (LHS) of Eq.(12). We get: $A = 1.28 \times 10^{-4}$ GeV⁵ and $B = -1.03 \times 10^{-3}$ GeV⁵, using $\sqrt{s_0} = 4.5$ GeV. Using the value obtained for A through the fit and the expression in Eq.(13) we get for coupling constant: $g_{Z_{cs}\psi K} = 2.57$ GeV. Considering the uncertainties given in the parameters in Tables I and II, we obtain:

$$g_{Z_{cs}\psi K} = (2.58 \pm 0.30) \text{ GeV}. \quad (14)$$

With the value of $g_{Z_{cs}\psi K}$ we can estimate the decay width using the expression [10]:

$$\Gamma(Z_{cs}^+ \rightarrow J/\psi K^+) = \frac{p^*(m_{Z_{cs}}, m_\psi, m_K)}{8\pi m_{Z_{cs}}^2} \frac{1}{3} g_{Z_{cs}\psi K}^2 \left(3 + \frac{(p^*(m_{Z_{cs}}, m_\psi, m_K))^2}{m_\psi^2} \right), \quad (15)$$

TABLE II: Meson masses and decay constants.

Quantity	Value	Ref.
m_ψ	3.1 GeV	[20]
m_{η_c}	2.98 GeV	[20]
m_{D^*}	2.01 GeV	[20]
$m_{D_s^*}$	2.11 GeV	[20]
m_{D_s}	1.97 GeV	[20]
m_D	1.87 GeV	[20]
m_K^*	0.892 GeV	[20]
m_K	0.494 GeV	[20]
f_ψ	0.405 GeV	[20]
f_{η_c}	0.35 GeV	[21]
$f_{D_s^*}$	0.33 GeV	[22]
f_{D_s}	(0.24 ± 0.08) GeV	[23]
f_{D^*}	(0.24 ± 0.02) GeV	[14]
f_D	(0.18 ± 0.02) GeV	[14]
f_K	(0.16 ± 0.02) GeV	[20]
f_K^*	(0.22 ± 0.01) GeV	[20]

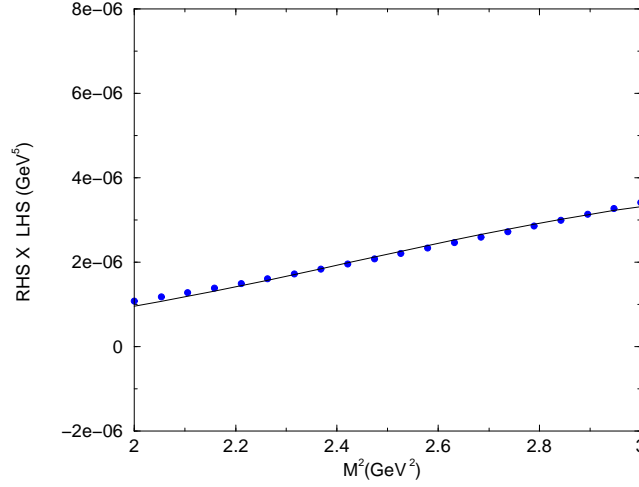


FIG. 2: Dots: the RHS of Eq.(12), as a function of the Borel mass for $\sqrt{s_0} = 4.5$ GeV. The solid line gives the fit of the QCDSR results through the LHS of Eq.(12).

where

$$p^*(a, b, c) = \frac{\sqrt{a^4 + b^4 + c^4 - 2a^2b^2 - 2a^2c^2 - 2b^2c^2}}{2a}. \quad (16)$$

Here, the mass of Z_{cs}^+ is taken as (3.97 ± 0.08) GeV, which is from the QSR calculation [9]. We obtain:

$$\Gamma(Z_{cs}^+ \rightarrow J/\psi K^+) = (11.2 \pm 3.5) \text{ MeV}. \quad (17)$$

One can notice that the coupling in this case is smaller than $g_{Z_c \psi \pi}$, obtained in [10]. One of the possible reasons for that is the fact that the OPE side, in the Z_{cs} case, is smaller than the corresponding one for $Z_c^+(3900)$, due to the presence of the strange-quark condensate. Also, the current-coupling parameter $\lambda_{Z_{cs}}$ is bigger than λ_{Z_c} . In addition, the phase space of Z_{cs}^+ decay into $J/\psi K^+$ is smaller than that of $Z_c^+(3900) \rightarrow J/\psi \pi$, which is a reason why $\Gamma(Z_{cs}^+ \rightarrow J/\psi K^+)$ is less than half of the $\Gamma(Z_c^+(3900) \rightarrow J/\psi \pi)$.

Let us consider now the $Z_{cs}^+ \rightarrow \eta_c K^{*+}$ decay. Considering only CC diagrams, like the one in Fig. 1, we get for the

OPE side in the $p'_\mu q_\alpha$ structure:

$$\Pi^{(OPE)} = \frac{-im_c(\langle \bar{q}g\sigma.Gq \rangle + \langle \bar{s}g\sigma.Gs \rangle)}{96\sqrt{2}\pi^2} \frac{1}{q^2} \int_0^1 d\alpha \frac{1}{m_c^2 - \alpha(1-\alpha)p'^2}. \quad (18)$$

The phenomenological side is obtained by saturating the correlation function in Eq. (5) with Z_{cs}^+ , η_c and K^{*+} states. The decay constants for vector (V) and pseudoscalar (P) states are defined through the coupling of the current with the states:

$$\begin{aligned} \langle 0 | j_\mu^V | V(q) \rangle &= m_V f_V \varepsilon_\mu(q), \\ \langle 0 | j_5^P | P(q) \rangle &= \frac{f_P m_P^2}{m_{q_1} + m_{q_2}}, \end{aligned} \quad (19)$$

where m_{q_1} and m_{q_2} are the masses of the constituents quarks of the pseudoscalar meson P .

We get for the phenomenological side

$$\Pi_{\mu\alpha}^{(phen)}(p, p', q) = \frac{-i\lambda_{Z_{cs}} m_{K^*} f_{K^*} f_{\eta_c} m_{\eta_c}^2 g_{Z_{cs}\eta_c K^*}(q^2)}{2m_c(p^2 - m_{Z_{cs}}^2)(p'^2 - m_{\eta_c}^2)(q^2 - m_{K^*}^2)} \left(-g_{\mu\lambda} + \frac{q_\mu q_\lambda}{m_\rho^2} \right) \left(-g_\alpha^\lambda + \frac{p_\alpha p^\lambda}{m_{Z_c}^2} \right) + \dots \quad (20)$$

Isolating the $q_\alpha p'_\mu$ structure in Eq. (20) and making a single Borel transformation on both $P^2 = P'^2$, we get:

$$C \left(e^{-m_{\eta_c}^2/M^2} - e^{-m_{Z_{cs}}^2/M^2} \right) + D e^{-s_0/M^2} = \frac{Q^2 + m_\rho^2}{Q^2} \frac{m_c(\langle \bar{q}g\sigma.Gq \rangle + \langle \bar{s}g\sigma.Gs \rangle)}{96\sqrt{2}\pi^2} \int_0^1 d\alpha \frac{e^{\frac{-m_c^2}{\alpha(1-\alpha)M^2}}}{\alpha(1-\alpha)}, \quad (21)$$

where $Q^2 = -q^2$ and the parameter C is given in terms of the form factor:

$$C = \frac{g_{Z_{cs}\eta_c K^*}(Q^2) \lambda_{Z_{cs}} m_{K^*} f_{K^*} f_{\eta_c} m_{\eta_c}^2}{2m_c m_{Z_{cs}}^2 (m_{Z_{cs}}^2 - m_{\eta_c}^2)}. \quad (22)$$

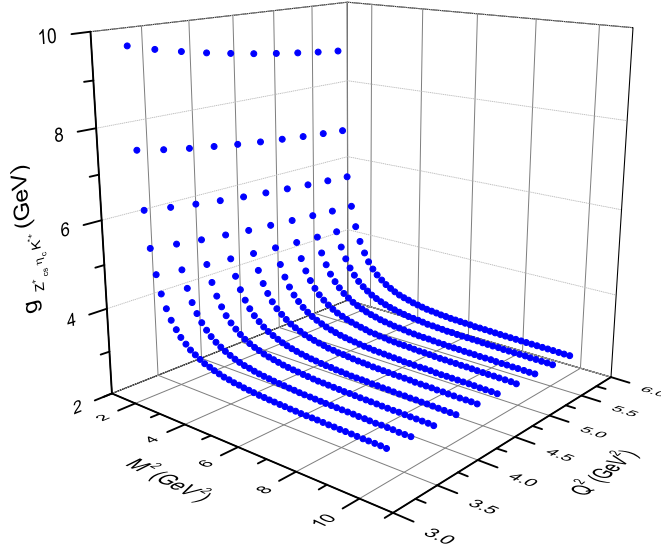


FIG. 3: QCDSR results for the form factor $g_{Z_{cs}\eta_c K^*}(Q^2)$ as a function of Q^2 and M^2 for $\sqrt{s_0} = 4.5$ GeV.

To determine $g_{Z_{cs}\eta_c K^*}(Q^2)$ we use Eq. (21) and its derivative with respect to M^2 to eliminate D from Eq. (21). The form factor $g_{Z_{cs}\eta_c K^*}(Q^2)$ is shown in Fig. 3, as a function of both M^2 and Q^2 . To extract $g_{Z_{cs}\eta_c K^*}(Q^2)$ we need first to establish the Borel window where the sum rule is as much independent of the Borel mass as possible. From Fig. 3 we notice that this happens in the region $4.0 \leq M^2 \leq 10.0$ GeV².

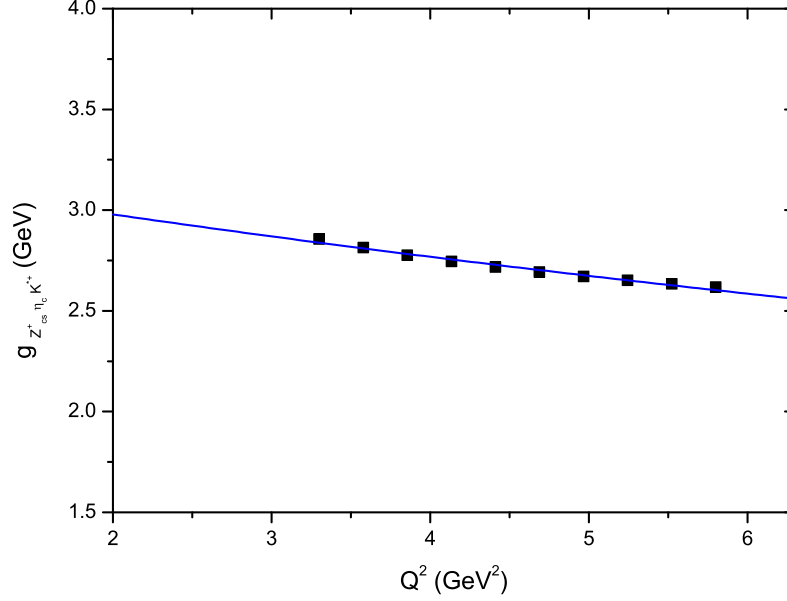


FIG. 4: QCDSR results for $g_{Z_{cs}^+ \eta_c K^*}(Q^2)$, as a function of Q^2 , for $\sqrt{s_0} = 4.5$ GeV (squares). The solid line gives the parametrization of the QCDSR results through Eq. (30).

In Fig. 4 we show, through the squares, the Q^2 dependence of the form factor $g_{Z_{cs}^+ \eta_c K^*}(Q^2)$, obtained using $M^2 = 5.0$ GeV 2 . As can be seen by Fig. 3, other values of the Borel mass, in the range $4.0 \leq M^2 \leq 10.0$ GeV 2 , give equivalent results for the form factor. The coupling constant is defined as the value of the form factor at the meson pole [14]. Therefore, we need to extrapolate the form factor to a region of Q^2 where the QCDSR is not valid. To do that we parametrize the QCDSR results for $g_{Z_{cs}^+ \eta_c K^*}(Q^2)$ using a monopole form:

$$g_{Z_{cs}^+ \eta_c K^*}(Q^2) = \frac{g_1}{g_2 + Q^2}. \quad (23)$$

The fit gives $g_1 = 78.35$ GeV $^{-2}$ and $g_2 = 24.3$ GeV. In Fig. 4 we also show, through the line, the fit of the QCDSR results, using Eq. (23). The coupling constant is obtained by using Eq. (23) and $Q^2 = -m_{K^*}^2$:

$$g_{Z_{cs}^+ \eta_c K^*} = g_{Z_{cs}^+ \eta_c K^*}(-m_{K^*}^2) = (3.4 \pm 0.3) \text{ GeV}. \quad (24)$$

The uncertainty in Eq. (24) comes from variations in s_0 , $\lambda_{Z_{cs}}$ and m_c in the ranges given in Tables I and II. Using this in Eq. (15), and varying $m_{Z_{cs}}$ in the range $m_{Z_{cs}} = (3.97 \pm 0.08)$ GeV we get

$$\Gamma(Z_{cs}^+ \rightarrow \eta_c K^{*+}) = (10.8 \pm 6.2) \text{ MeV}. \quad (25)$$

Next we consider the decays $Z_{cs}^+ \rightarrow D_s^+ \bar{D}^{*0}$ and $Z_{cs}^+ \rightarrow D_s^{*+} \bar{D}^0$. Here we give only the expressions for $Z_{cs}^+ \rightarrow D_s^+ \bar{D}^{*0}$. The expression for $Z_{cs}^+ \rightarrow D_s^{*+} \bar{D}^0$, can be easily obtained from the prior by exchanging the corresponding mesons masses and condensates. As always the phenomenological side is obtained by considering the contribution of the Z_{cs} , D_s and D^* mesons to the correlation function in Eq. (5):

$$\Pi_{\mu\alpha}^{(phen)}(p, p', q) = \frac{-i\lambda_{Z_{cs}} m_{D^*} f_{D^*} f_{D_s} m_{D_s}^2 g_{Z_{cs} D^* D_s}(q^2)}{(m_c + m_s)(p^2 - m_{Z_{cs}}^2)(p'^2 - m_{D^*}^2)(q^2 - m_{D_s}^2)} \left(-g_{\mu\lambda} + \frac{p'_\mu p'_\lambda}{m_{D^*}^2} \right) \left(-g_\alpha^\lambda + \frac{p_\alpha p_\lambda}{m_{Z_{cs}}^2} \right) + \dots \quad (26)$$

Following [10], in the OPE side we consider only the CC diagrams and we work with the $p'_\alpha p'_\mu$ structure. We get:

$$\Pi^{(OPE)} = \frac{-im_c}{48\sqrt{2}\pi^2} \left[\frac{\langle \bar{s}g\sigma.Gs \rangle}{m_c^2 - q^2} \int_0^1 d\alpha \frac{\alpha(2+\alpha)}{m_c^2 - (1-\alpha)p'^2} - \frac{\langle \bar{q}g\sigma.Gq \rangle}{m_c^2 - p'^2} \int_0^1 d\alpha \frac{\alpha(2+\alpha)}{m_c^2 - (1-\alpha)q^2} \right]. \quad (27)$$

Therefore, the sum rule in the $p'_\mu p'_\alpha$ structure is:

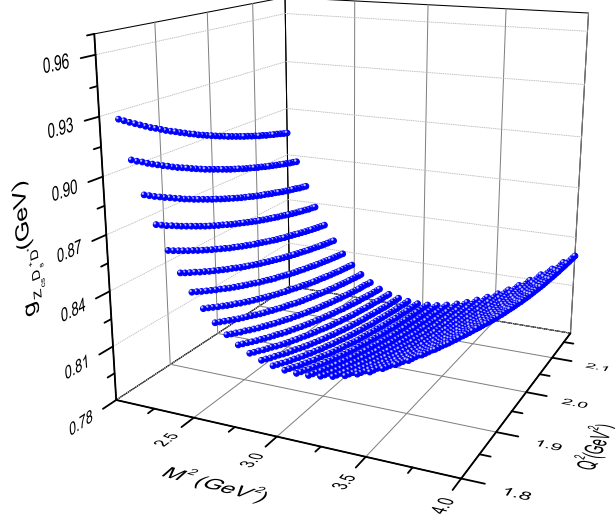


FIG. 5: QCDSR results for the form factor $g_{Z_{cs}D_s^*D_s}(Q^2)$ as a function of Q^2 and M^2 for $\sqrt{s_0} = 4.5$ GeV.

$$\frac{1}{Q^2 + m_{D_s}^2} \left[E \left(e^{-m_{D^*}^2/M^2} - e^{-m_{Z_{cs}}^2/M^2} \right) + F e^{-s_0/M^2} \right] = \frac{m_c}{48\sqrt{2}\pi^2} \left[\frac{\langle \bar{s}g\sigma.Gs \rangle}{m_c^2 + Q^2} \int_0^1 d\alpha \frac{\alpha(2+\alpha)}{1-\alpha} e^{\frac{-m_s^2}{\alpha(1-\alpha)M^2}} - \langle \bar{q}g\sigma.Gq \rangle e^{-m_c^2/M^2} \int_0^1 d\alpha \frac{\alpha(2+\alpha)}{m_c^2 + (1-\alpha)Q^2} \right], \quad (28)$$

where the parameter E is defined in terms of the form factor $g_{Z_{cs}D_sD^*}(Q^2)$:

$$E = \frac{g_{Z_{cs}D_sD^*}(Q^2)\lambda_{Z_{cs}}f_{D^*}f_{D_s}m_{D_s}^2}{(m_c + m_s)m_{D^*}(m_{Z_{cs}}^2 - m_{D^*}^2)}. \quad (29)$$

The form factor $g_{Z_{cs}D_sD^*}(Q^2)$ extracted from Eq. (28) is shown in Fig. 5, as a function of both M^2 and Q^2 . From this Fig. we see that there is a good Borel stability in the region $2.75 \leq M^2 \leq 3.25$ GeV². Therefore, we fix $M^2 = 3.0$ GeV to extract the Q^2 dependence of the form factor

In Fig. 6 we show, through the squares, the Q^2 dependence of the form factor. Again, to extract the coupling constant we have to extrapolate the QCDSR results to $Q^2 = -m_{D_s}^2$. To do that we use an exponential form

$$g_{Z_{cs}D_sD^*}(Q^2) = g_1 e^{-g_2 Q^2}, \quad (30)$$

to fit the QCDSR results. We have used an exponential form in this case since it was not possible to fit the QCDSR results with the monopole form in Eq. (23). However, as shown in [14], both forms are acceptable to describe hadronic form factors. We get $g_1 = 0.94$ GeV and $g_2 = 0.09$ GeV⁻². The line in Fig. 6 shows the fit of the QCDSR results for $\sqrt{s_0} = 4.5$ GeV, using Eq. (30). We get for the coupling constant:

$$g_{Z_{cs}D_sD^*} = g_{Z_{cs}D_sD^*}(-m_{D_s}^2) = (1.4 \pm 0.3) \text{ GeV}. \quad (31)$$

With this coupling and using the bigger value predicted for the $m_{Z_{cs}}$ mass in [9] (since for values of the mass below the threshold the decay is not possible) we get for the decay width in this channel:

$$\Gamma(Z_{cs}^+ \rightarrow D_s^+ \bar{D}^{*0}) = (1.5 \pm 1.5) \text{ MeV}. \quad (32)$$

For the $Z_{cs}^+ \rightarrow D_s^{*+} \bar{D}^0$, doing a similar analysis we arrive at:

$$g_{Z_{cs}D_s^*D} = g_{Z_{cs}D_s^*D}(-m_D^2) = (1.4 \pm 0.4) \text{ GeV}, \quad (33)$$

that leads to a similar result

$$\Gamma(Z_{cs}^+ \rightarrow D_s^{*+} \bar{D}^0) = (1.4 \pm 1.4) \text{ MeV}. \quad (34)$$

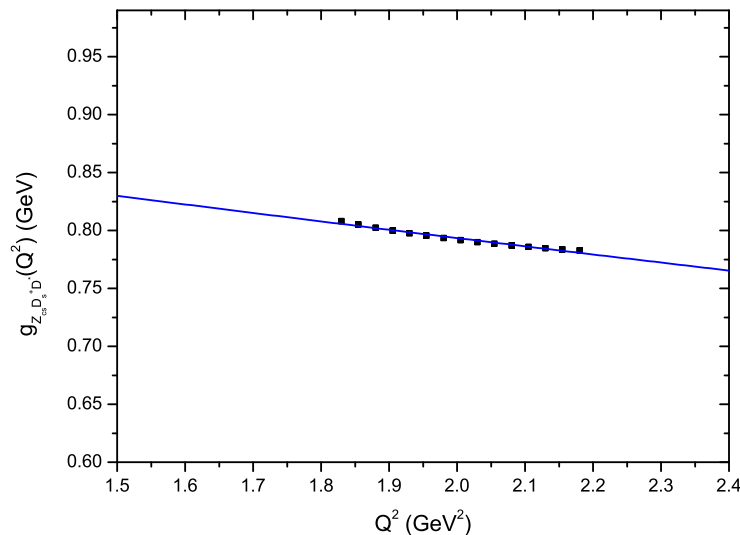


FIG. 6: QCDSR results for $g_{Z_{cs} D^* D_s}(Q^2)$, as a function of Q^2 , for $\sqrt{s_0} = 4.5$ GeV (squares). The solid line gives the parametrization of the QCDSR results through Eq. (30).

I. CONCLUSIONS

In this work we have estimated, using the QCDSR approach, the decay widths of the charmonium-like structure with hidden-charm and open-strange, that we call Z_{cs}^+ . This state was predicted in [5] under the ISChE mechanism, and should be seen in the hidden-charm dikaon decay of a charmonium-like state $Y(4660)$. We have studied four decay channels and have considered only color connected diagrams. This is justified by the fact that we expect the Z_{cs} state to be a genuine tetraquark state, with a non-trivial color configuration. The obtained couplings, with the respective decay widths, are given in Table III.

Table III: Coupling constants and decay widths in different channels.

Vertex	coupling constant (GeV)	decay width (MeV)
$Z_{cs}^+ J/\psi K^+$	2.58 ± 0.30	11.2 ± 3.5
$Z_{cs}^+ \eta_c K^{*+}$	3.4 ± 0.3	10.8 ± 6.2
$Z_{cs}^+ D_s^+ \bar{D}^{*0}$	1.4 ± 0.3	1.5 ± 1.5
$Z_{cs}^+ \bar{D}^0 D_s^{*+}$	1.4 ± 0.4	1.4 ± 1.4

Considering these four decay channels we get a total width $\Gamma = (24.9 \pm 12.6)$ GeV for Z_{cs} which is smaller than the total decay width of its non-strange partner the $Z_c^+(3900)$: $\Gamma = (46 \pm 22)$ MeV from BESIII [2], and $\Gamma = (63 \pm 35)$ MeV from BELLE [3].

Acknowledgments

This work has been supported by CNPq and FAPESP-Brazil. This work was also supported by the National Natural Science Foundation of China under Grants 11222547, 11175073, 11035006, the Ministry of Education of China (FANEDD under Grant No. 200924, SRFPD under Grant No. 20120211110002, NCET), the Fok Ying-Tong Education Foundation (No. 131006).

-
- [1] D.-Y. Chen and X. Liu, Phys. Rev. D **84**, 034032 (2011) [arXiv:1106.5290].
 - [2] M. Ablikim *et al.* [BESIII Collaboration], Phys. Rev. Lett. **110**, 252001 (2013) [arXiv:1303.5949].
 - [3] Z.Q. Liu *et al.* [BELLE Collaboration], Phys. Rev. Lett. **110**, 252002 (2013) [arXiv:1304.0121].
 - [4] T. Xiao, S. Dobbs, A. Tomaradze and K.K. Seth, arXiv:1304.3036.

- [5] D.-Y. Chen, X. Liu and T. Matsuki, Phys. Rev. Lett. **110**, 232001 (2013) [arXiv:1303.6842].
- [6] M.A. Shifman, A.I. and Vainshtein and V.I. Zakharov, Nucl. Phys. B **147**, 385 (1979).
- [7] L.J. Reinders, H. Rubinstein and S. Yazaki, Phys. Rept. **127**, 1 (1985).
- [8] For a review and references to original works, see e.g., S. Narison, *QCD as a theory of hadrons, Cambridge Monogr. Part. Phys. Nucl. Phys. Cosmol.* **17**, 1 (2002) [hep-h/0205006]; *QCD spectral sum rules*, *World Sci. Lect. Notes Phys.* **26**, 1 (1989); *Acta Phys. Pol. B* **26**, 687 (1995); *Riv. Nuov. Cim.* **10N2**, 1 (1987); *Phys. Rept.* **84**, 263 (1982).
- [9] S.H. Lee, M. Nielsen and U. Wiedner, Jour. Korean Phys. Soc. **55**, 424 (2009) [arXiv:0803.1168].
- [10] J. M. Dias, F. S. Navarra, M. Nielsen and C. M. Zanetti, Phys. Rev. D **88**, 016004 (2013) [arXiv:1304.6433].
- [11] S. Narison, F.S. Navarra and M. Nielsen, Phys. Rev. D **83**, 016004 (2011) [arXiv:1006.4802].
- [12] N. Brambilla *et al.*, Eur. Phys. J. C **71**, 1534 (2011); M. Nielsen, F.S. Navarra and S.H. Lee, Phys. Rept. **497**, 41 (2010), and references therein.
- [13] V. A. Novikov, M. A. Shifman, A. I. Vainshtein and V. I. Zakharov, Nucl. Phys. B **191**, 301 (1981).
- [14] M.E. Bracco, M. Chiapparini, F.S. Navarra and M. Nielsen, Prog. Part. Nucl. Phys. **67**, 1019 (2012) [arXiv:1104.2864].
- [15] F.S. Navarra and M. Nielsen, Phys. Lett. B **639**, 272 (2006); F.O. Duraes, S.H. Lee, F.S. Navarra and M. Nielsen, Phys. Lett. B **564**, 97 (2003).
- [16] P. Colangelo *et al.*, Phys. Lett. B **339**, 151 (1994).
- [17] V.M. Belyaev *et al.*, Phys. Rev. D **51**, 6177 (1995).
- [18] B.L. Ioffe and A.V. Smilga, Nucl. Phys. B **232**, 109 (1984).
- [19] S. Narison, Phys. Lett. B **466**, 345 (1999); S. Narison, Phys. Lett. B **361**, 121 (1995); S. Narison, Phys. Lett. B **387**, 162 (1996); S. Narison, Phys. Lett. B **624**, 223 (2005).
- [20] J. Beringer *et al.* (Particle Data Group), Phys. Rev. D **86**, 010001 (2012).
- [21] V.A. Novikov *et al.*, Phys. Rep. **41**, 1 (1978); N.G. Deshpande and J. Trampetic, Phys. Lett. B **339**, 270 (1994).
- [22] j. Borges, J. Peñarrocha, K. Schilcher, JHEP **11**, 014 (2005).
- [23] B. Blossier *et al.* [ETM Collaboration], JHEP **0907**, 043 (2009) [arXiv:0904.0954].