

# Corrections of Order $\alpha \alpha_s$ to $W$ Boson Decays

Dominik Kara

*Institut für Theoretische Teilchenphysik  
Karlsruhe Institute of Technology (KIT)  
76128 Karlsruhe, Germany*

## Abstract

We present the calculation of the mixed two-loop QCD/electroweak corrections to hadronic  $W$  boson decays within the Standard Model. The optical theorem is applied to the  $W$  boson two-point function. The multi-scale integrals are computed with the help of asymptotic expansions, which factorize the three-loop diagrams into one- and two-loop vacuum and propagator-type integrals.

## 1 Introduction

The discovery of the  $W$  boson at the CERN Super Proton Synchrotron ( $Spp\bar{S}$ ) collider in 1983 [1, 2] set a milestone for the success of the Standard Model. At the Large Electron-Positron Collider (LEP), pairs of  $W$  bosons were produced and the  $W$  mass was determined to high accuracy [3]. At Tevatron, measurements improved [4] and have led to the current world average of the  $W$  boson mass and the total decay width as well as to the hadronic branching ratio [5]:

$$\begin{aligned} M_W &= (80.385 \pm 0.015) \text{ GeV}, \\ \Gamma_{\text{tot}} &= (2.085 \pm 0.042) \text{ GeV}, \\ \text{BR}(W \rightarrow \text{hadrons}) &= (67.60 \pm 0.27)\%. \end{aligned} \tag{1}$$

The  $W$  boson is connected with the top quark and the Higgs boson via radiative corrections. Hence, precise measurements of the top and  $W$  masses allowed constraining the mass range of the Higgs boson in the past. In addition, the hadronic partial widths can serve to determine the elements of the quark mixing matrix [6].

In order to compare these experimental results to theoretical predictions, we need calculations of increased accuracy. In our case, this requires the computation of the mixed QCD/electroweak corrections to the two-particle decay of the  $W^+$  boson into quarks. Thus, we consider  $\mathcal{O}(\alpha \alpha_s)$  corrections to the decay width of the process

$$W^+ \rightarrow q \bar{q}' \tag{2}$$

within the Standard Model, where  $q = u, c$  and  $q' = d, s, b$  stand for any charge preserving combination of up- and down-type quarks in the final state. The result for the charge-conjugate process  $W^- \rightarrow \bar{q} q'$  will be the same.

Up to now, the following corrections to hadronic  $W$  boson decays have been calculated on the theoretical side:

- One-loop QED corrections for massless fermions [7, 8]
- One-loop electroweak corrections for massless fermions [9, 10, 11, 12]
- One-loop QCD corrections for finite quark masses [13, 14]
- One-loop electroweak and QCD corrections for finite fermion masses [15, 16]
- Two- and three-loop QCD corrections for massless quarks [17, 18, 19]
- Two- and three-loop QCD corrections including quadratic quark mass corrections [20]
- Four-loop QCD corrections for massless quarks [21]

In addition, we would like to mention Ref. [22]. Therein, the two-loop mixed QCD/electroweak corrections were calculated for the decay of the  $Z$  boson into the light quark flavors  $u$ ,  $d$ ,  $s$  and  $c$ .<sup>1</sup> We have approached the  $W$  boson decay using the same techniques, namely the optical theorem and asymptotic expansions.

The optical theorem relates the decay width to the transversal part of the  $W$  boson two-point function,

$$\Gamma = \frac{1}{M_W} \text{Im} \Pi_T^W(M_W^2), \quad (3)$$

leading to multi-scale three-loop two-point functions. Their exact computation requires great efforts and is not thoroughly understood in contrast to the calculation resulting from the application of asymptotic expansions, which provide a well-studied, systematic expansion in heavy masses or large momenta. The results of this method have turned out to agree with the leading-order terms of the exact results in many cases, i.e. the numerical form of the exact result can be reproduced to high accuracy [26, 27, 28, 29]. By defining a hierarchy of scales, the integrals are split into several parts which are solved separately. In our case, this corresponds to a factorization of three-loop diagrams into one- and two-loop vacuum and propagator-type integrals. Consequently, the result is obtained in powers of  $x$  and powers of logarithms of  $x$ . Here,  $x$  is given by  $q^2/M^2$  where  $q$  denotes the external momentum of the two-point function and  $M$  indicates the mass of a boson occurring inside the loop. The general prescription proceeds as follows:

- Expand asymptotically in  $x \ll 1$ . This type of expansion is referred to as the ‘hard mass procedure’; we will call the associated asymptotic series ‘ $S$ -series’.
- Carry out the integrations of the various parts.
- Obtain the result by approaching  $x \rightarrow 1$  provided that the series converges in this limit. This condition is the basis of our calculations.

Since  $q^2$  and  $M^2$  are not considered equal initially, such a calculation is called ‘off-shell’ in contrast to an ‘on-shell’ computation. The expansion can also be performed in  $x \gg 1$ , which is referred to as the ‘large momentum procedure’; the associated asymptotic series will be called ‘ $T$ -series’.

---

<sup>1</sup>Refs. [23, 24, 25] extended this calculation by applying the optical theorem and asymptotic expansions in  $M_W^2 \ll M_t^2$  to the decay of the  $Z$  boson into massive bottom quarks.

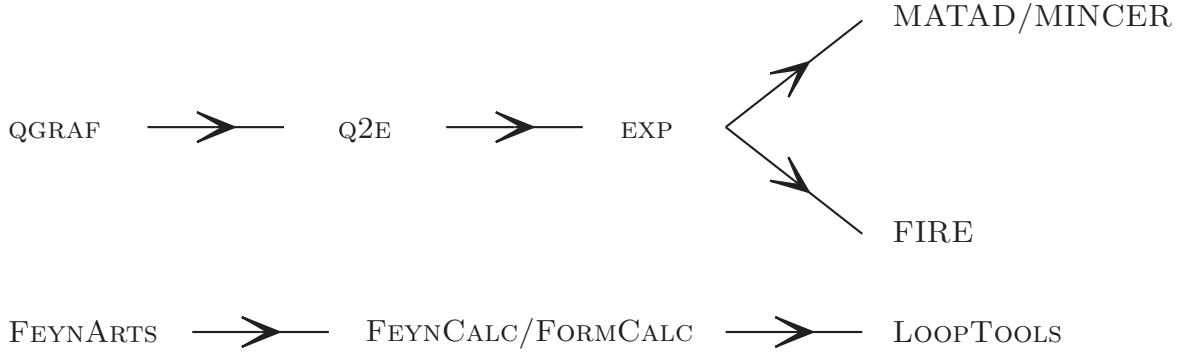


Figure 1: **Sequential use of various program packages**

In case the series does not converge sufficiently fast, the application of a Padé approximation improves the convergence behavior [30, 31, 32, 33, 34] and allows reproducing the on-shell result via extrapolation. For this purpose, the exact on-shell result has to be calculated using integration-by-parts [26, 35, 36].

These techniques require the consecutive use of several program packages, as shown in Fig. 1. Generally, QGRAF [37] has been applied to generate Feynman diagrams. Q2E then transforms the QGRAF output into EXP readable code [29, 38]. Whenever off-shell calculations are carried out, EXP performs asymptotic expansions and maps the expanded expressions on MATAD [39] and MINCER [40] topologies. These FORM [41, 42] programs reduce the remaining integrals to master integrals, which are inserted immediately. In case of an exact on-shell calculation, EXP still maps on topologies and FIRE [43] can be used to reduce the expressions to a set of master integrals. Apart from that, FEYNARTS [44, 45], FORMCALC or FEYN CALC [46] and LOOPTOOLS [45] have been used to calculate the renormalization constants and to check parts of the results.

Throughout all our calculations, we suppose massless quarks and dimensional regularization with  $D = 4 - 2\epsilon$  dimensions. In addition, we work in Feynman-'t Hooft gauge except for calculations involving gluons, i.e.  $\xi_W = \xi_Z = \xi_\gamma = 1$ . The Cabibbo-Kobayashi-Maskawa (CKM) matrix is taken to be equal to the unit matrix when we calculate higher-order corrections and renormalization constants. However, the different partial decay widths are accounted for by multiplying the Born decay width by the corresponding CKM matrix element squared. It should be mentioned that the contributions to the corrections of  $\mathcal{O}(\alpha \alpha_s)$  which include non-diagonal CKM matrix elements are largely suppressed. For the electroweak corrections of  $\mathcal{O}(\alpha)$ , this procedure leads to results which agree with the existing ones for general CKM matrix to high accuracy as detailed in Section 3.

## 2 Analytical Results

The hadronic decay width can be decomposed as follows:

$$\Gamma_{\text{had}} = \underbrace{\Gamma^{(0)}}_{\text{LO}} + \underbrace{\sum_{i=1}^4 \Gamma_{\text{QCD}}^{(i)}}_{\text{NLO + HO}} + \underbrace{\Gamma_{\text{EW}}^{(1)}}_{\text{NLO}} + \underbrace{\Gamma_{\text{mixed}}^{(2)}}_{\text{NNLO}} . \quad (4)$$

The first two terms involve the leading-order (LO) Born decay width and the next-to-leading-order (NLO) QCD corrections of  $\mathcal{O}(\alpha_s)$ . The third part describes the electroweak corrections of  $\mathcal{O}(\alpha)$  which contribute to the NLO decay width as well. The last term in Eq. (4) stands for the next-to-next-to-leading-order (NNLO) decay width with the so far unknown mixed QCD/electroweak corrections of  $\mathcal{O}(\alpha \alpha_s)$ . The various analytical results will be presented in Sections 2.1, 2.2 and 2.3, respectively. The numerical evaluation in Section 3 will include the higher-order (HO) QCD corrections of  $\mathcal{O}(\alpha_s^2)$ ,  $\mathcal{O}(\alpha_s^3)$  and  $\mathcal{O}(\alpha_s^4)$  as well. All main formulas are also available as a MATHEMATICA file.<sup>2</sup>

## 2.1 Leading-Order Born Decay Width and Next-To-Leading-Order QCD Corrections

The Born decay width for the hadronic  $W$  boson decay can be reproduced by computing the diagram in Fig. 2. Expanding the result in  $\epsilon$ , evaluating the two-point function for  $q^2 = M_W^2$  and extracting its imaginary part yields

$$\Gamma^{(0)} = \frac{\alpha M_W n_c}{12 s_w^2} |V_{qq'}|^2 \quad (5)$$

with the fine-structure constant  $\alpha$ , the  $W$  boson mass  $M_W$ , the number of colors in QCD  $n_c$ , the sine squared of the weak mixing angle  $s_w^2 = 1 - c_w^2$  and the CKM matrix element  $V_{qq'}$ .

For renormalization at NLO, we will make use of the Born decay width up to  $\mathcal{O}(\epsilon)$ ,

$$\Gamma_\epsilon^{(0)} = \Gamma^{(0)} \left[ 1 + \epsilon \left( \frac{5}{3} + \ln \frac{\mu^2}{M_W^2} - \ln x \right) \right], \quad (6)$$

where  $x = q^2/M_W^2$ .

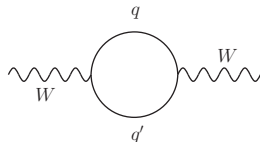


Figure 2: **One-loop diagram for the calculation of the Born decay width  $\Gamma^{(0)}$**

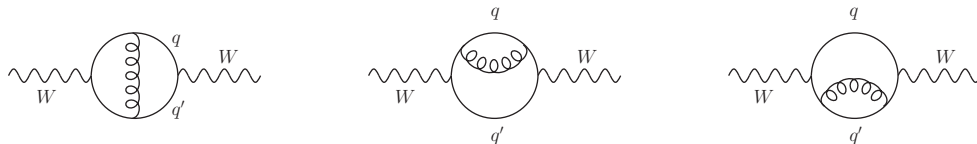


Figure 3: **Two-loop diagrams for the calculation of the  $\mathcal{O}(\alpha_s)$  QCD corrections  $\Gamma_{\text{QCD}}^{(1)}$ . The curly lines stand for gluons.**

<sup>2</sup><http://www-ttp.particle.uni-karlsruhe.de/Progdata/ttp13/ttp13-026/>

The calculation of the QCD corrections with the help of Fig. 3 proceeds in the same way and results in the finite expression

$$\Gamma_{\text{QCD}}^{(1)} = \frac{\alpha M_W (n_c^2 - 1)}{32 s_w^2} \cdot \frac{\alpha_s}{\pi} \cdot |V_{qq'}|^2. \quad (7)$$

It yields the well-known QCD correction factor  $\alpha_s/\pi$  to the Born decay width for  $n_c = 3$ :

$$\Gamma_{\text{QCD}}^{(1)} = \Gamma^{(0)} \cdot \frac{\alpha_s}{\pi}. \quad (8)$$

As in the LO case, we will need the QCD corrections to the decay width for  $n_c = 3$  up to  $\mathcal{O}(\epsilon)$  in order to renormalize the results at NNLO:

$$\Gamma_{\text{QCD},\epsilon}^{(1)} = \Gamma^{(0)} \cdot \frac{\alpha_s}{\pi} \left[ 1 + \epsilon \left( \frac{55}{6} - 8 \zeta(3) + 2 \ln \frac{\mu^2}{M_W^2} - 2 \ln x \right) \right]. \quad (9)$$

$\zeta(s)$  indicates the Riemann zeta function.

## 2.2 Next-To-Leading-Order Decay Width: Electroweak Corrections of Order $\alpha$

Unlike the large momentum procedure ( $q^2 \gg M_W^2$ ), the hard mass procedure ( $q^2 \ll M_W^2$ ) allows only cuts of massless lines within a Feynman diagram. Hence, the hard mass procedure appropriately describes the properties of the decay  $W \rightarrow qq'$  since no massive bosons occur in the final state. Following this reasoning, we suppose

$$x = \frac{q^2}{M_W^2} \ll 1, \quad (10)$$

leading to a result of the form

$$S^{(1)} = \Gamma^{(0)} \frac{\alpha}{\pi} \sum_{n=0}^{\infty} c_n x^n \equiv \Gamma^{(0)} \frac{\alpha}{\pi} s^{(1)}. \quad (11)$$

Therein, we have calculated the coefficients  $c_n$  for every group of Fig. 4<sup>3</sup> up to  $\mathcal{O}(x^{10})$ :

$$\begin{aligned} s_a^{(1)} &= s_{a1}^{(1)} + s_{a2}^{(1)} = -\frac{7}{6} - \frac{1}{4} \frac{1}{\epsilon} - \frac{1}{2} \ln \frac{\mu^2}{M_W^2} + \frac{1}{2} \ln x, \\ s_b^{(1)} &= \frac{c_w}{s_w} (g_q - g_{q'}) \left[ \frac{9}{4} + \frac{3}{2} \frac{1}{\epsilon} + 3 \ln \frac{\mu^2}{M_W^2} - \frac{3}{2} \ln x - \frac{5}{18} x - \frac{5}{144} x^2 - \frac{23}{4200} x^3 - \frac{73}{75600} x^4 \right. \\ &\quad \left. - \frac{53}{291060} x^5 - \frac{145}{4036032} x^6 - \frac{19}{2594592} x^7 - \frac{241}{157528800} x^8 \right. \\ &\quad \left. - \frac{149}{457271100} x^9 - \frac{19}{269549280} x^{10} \right] + \mathcal{O}(x^{11}), \\ s_c^{(1)} &= \frac{1}{s_w^2} \left[ -\frac{7}{24} - \frac{1}{4} \frac{1}{\epsilon} - \frac{1}{2} \ln \frac{\mu^2}{M_W^2} + \frac{1}{4} \ln x \right], \\ s_d^{(1)} &= (g_q^2 + g_{q'}^2) s_w^2 s_c^{(1)}, \end{aligned} \quad (12)$$

---

<sup>3</sup>It should be stressed that the CKM matrix is taken to be equal to the unit matrix when we calculate higher-order corrections. Consequently, Fig. 4 does not contain any top quark contributions.

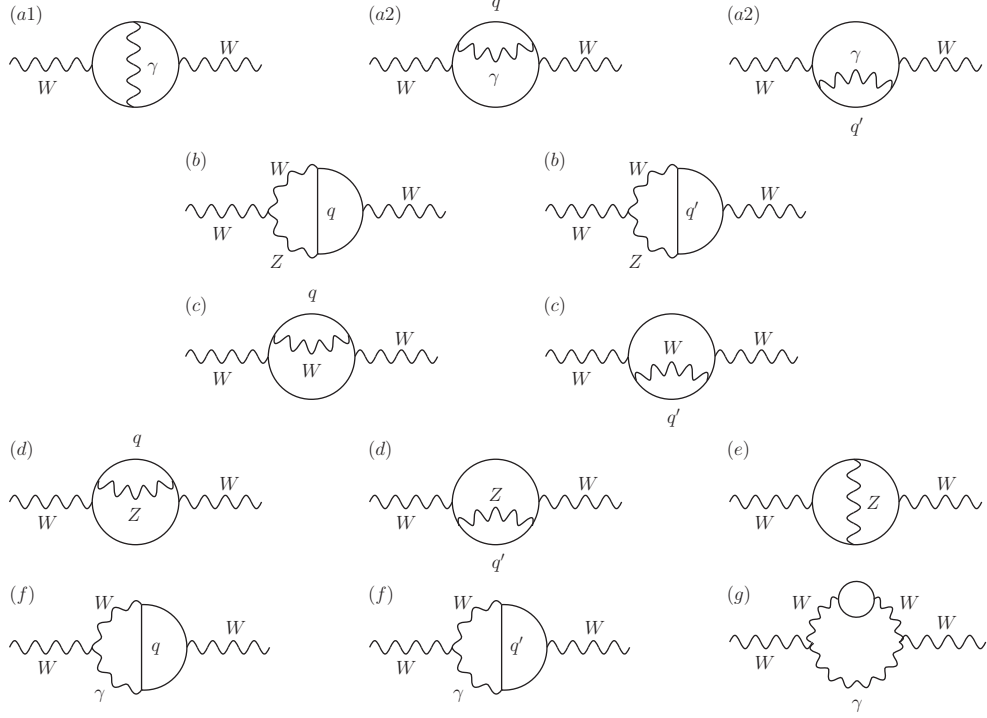


Figure 4: **Two-loop diagrams for the calculation of the  $\mathcal{O}(\alpha)$  electroweak corrections  $\Gamma_{\text{EW}}^{(1)}$ .** The thirteen diagrams are classified into seven groups (a) – (g). The unlabeled lines stand for quarks.

$$\begin{aligned}
s_e^{(1)} &= g_q g_{q'} \left[ \left( \frac{7}{12} + \frac{1}{2} \frac{1}{\epsilon} + \ln \frac{\mu^2}{M_W^2} - \frac{1}{2} \ln x \right) + \left( \frac{11}{18} - \frac{1}{3} \ln x \right) x + \left( -\frac{13}{144} + \frac{1}{12} \ln x \right) x^2 \right. \\
&\quad + \left( \frac{47}{1800} - \frac{1}{30} \ln x \right) x^3 + \left( -\frac{37}{3600} + \frac{1}{60} \ln x \right) x^4 + \left( \frac{107}{22050} - \frac{1}{105} \ln x \right) x^5 \\
&\quad + \left( -\frac{73}{28224} + \frac{1}{168} \ln x \right) x^6 + \left( \frac{191}{127008} - \frac{1}{252} \ln x \right) x^7 \\
&\quad + \left( -\frac{121}{129600} + \frac{1}{360} \ln x \right) x^8 + \left( \frac{299}{490050} - \frac{1}{495} \ln x \right) x^9 \\
&\quad \left. + \left( -\frac{181}{435600} + \frac{1}{660} \ln x \right) x^{10} \right] + \mathcal{O}(x^{11}) , \\
s_f^{(1)} &= \frac{15}{4} + \frac{3}{2} \frac{1}{\epsilon} + 3 \ln \frac{\mu^2}{M_W^2} - \frac{3}{2} \ln x + \left( -\frac{109}{96} + \frac{1}{2} \ln x \right) x + \left( -\frac{647}{1440} + \frac{1}{3} \ln x \right) x^2 \\
&\quad + \left( -\frac{349}{1440} + \frac{1}{4} \ln x \right) x^3 + \left( -\frac{2549}{16800} + \frac{1}{5} \ln x \right) x^4 + \left( -\frac{419}{16800} + \frac{1}{6} \ln x \right) x^5 \\
&\quad + \left( -\frac{6403}{84672} + \frac{1}{7} \ln x \right) x^6 + \left( -\frac{1159}{20160} + \frac{1}{8} \ln x \right) x^7 + \left( -\frac{1171}{25920} + \frac{1}{9} \ln x \right) x^8 \\
&\quad + \left( -\frac{787}{21600} + \frac{1}{10} \ln x \right) x^9 + \left( -\frac{4531}{151008} + \frac{1}{11} \ln x \right) x^{10} + \mathcal{O}(x^{11}) , \\
s_g^{(1)} &= -\frac{1}{16} x^2 - \frac{19}{180} x^3 - \frac{37}{336} x^4 - \frac{59}{560} x^5 - \frac{85}{864} x^6 - \frac{23}{252} x^7 - \frac{149}{1760} x^8 - \frac{17}{216} x^9 \\
&\quad - \frac{229}{3120} x^{10} + \mathcal{O}(x^{11}) .
\end{aligned} \tag{12}$$

$g_q$  and  $g_{q'}$  denote the coupling of the  $Z$  boson to the quarks,

$$g_q = \frac{1}{s_w c_w} (I_q^3 - s_w^2 Q_q) \quad \text{and} \quad g_{q'} = \frac{1}{s_w c_w} (I_{q'}^3 - s_w^2 Q_{q'}) , \quad (13)$$

where  $I_q^3 = 1/2$  ( $I_{q'}^3 = -1/2$ ) is the third component of the quarks' weak isospin and  $Q_q = 2/3$  ( $Q_{q'} = -1/3$ ) is their charge. Substituting these relations into the asymptotic series (Eqs. (12)) of the various diagrams and adding them up yields the asymptotic series of the entire electroweak contribution:

$$S^{(1)} = \sum_{i=a}^g S_i^{(1)} . \quad (14)$$

Note that Eqs. (12) are specified for a special case, namely  $M_Z = M_W$ . In the general case, the  $S$ -series are accompanied by additional terms originating from the unique property of group (b): These diagrams are the only ones which contain both the  $W$  and the  $Z$  boson so that integrals with an additional mass scale have to be solved. In order to circumvent this problem, we suppose the mass difference of the two bosons to vanish initially. Eventually, it is accounted for by performing a Taylor expansion in the mass difference. Within Eqs. (12), this would lead to additional expressions of the form

$$\Gamma^{(0)} \frac{\alpha}{\pi} \sum_{n=0}^9 \sum_{m=1}^{10-n} a_{n,m} x^n \delta^m \quad (15)$$

with

$$\delta = \frac{M_W^2 - M_Z^2}{M_W^2} = -\frac{s_w^2}{c_w^2} \approx -0.29 \quad (16)$$

in the  $S$ -series of every group involving a  $Z$  boson. The coefficients  $a_{n,m}$  are specified in Appendix A.1.

Adding the  $\delta^m$ -terms to the  $S$ -series of the entire electroweak contribution for vanishing  $\delta$  ( $S^{(1)}$  in Eq. (14)) yields  $S_\delta^{(1)}$ , the  $S$ -series including  $\delta$ .  $S_\delta^{(1)}$  can be used to examine the convergence of the Taylor expansion by studying the difference of the  $S$ -series including powers up to  $\delta^{p+1}$  and  $\delta^p$  for increasing  $p$ :

$$\begin{aligned} \Delta_p S_\delta^{(1)} &\equiv \Gamma^{(0)} \frac{\alpha}{\pi} \sum_{n=0}^9 x^n \left( \sum_{m=1}^p a_{n,m} \delta^m - \sum_{m=1}^{p-1} a_{n,m} \delta^m \right) \\ &= \Gamma^{(0)} \frac{\alpha}{\pi} \sum_{n=0}^9 x^n a_{n,p} \delta^p \quad (p = 2..10) . \end{aligned} \quad (17)$$

At NLO, we have calculated these coefficients up to  $\mathcal{O}(\delta^{10})$  so that convergence can be examined with the help of Table 1. There, we can read off that the Taylor series in the mass difference of the two bosons converges rapidly at NLO and conclude that a Taylor expansion up to  $\mathcal{O}(\delta^5)$  should be sufficient at NNLO.

Similarly, the set of Eqs. (12) can be used to examine the convergence of the asymptotic expansion by studying the difference of the  $S$ -series including powers up to  $x^{j+1}$  and  $x^j$  for increasing  $j$ . This has been done for  $\delta = 0$  since the Taylor expansion in  $\delta$  has proven to converge:

$$\begin{aligned} \Delta_j S^{(1)} &\equiv \Gamma^{(0)} \frac{\alpha}{\pi} \left( \sum_{n=0}^j c_n x^n - \sum_{n=0}^{j-1} c_n x^n \right) \\ &= \Gamma^{(0)} \frac{\alpha}{\pi} c_j x^j \quad (j = 1..10) . \end{aligned} \quad (18)$$

Table 1: **Convergence of the Taylor expansion in  $\delta$  for the entire NLO electroweak contribution** expressed through  $\Delta_p S_\delta^{(1)}$  as defined in Eq. (17). All quantities are indicated for  $|V_{qq'}|^2 = 1$ . The numerical values are given in MeV and the input parameters can be found in Section 3.

$\Delta_2 S_\delta^{(1)}$	-0.017
$\Delta_3 S_\delta^{(1)}$	+0.011
$\Delta_4 S_\delta^{(1)}$	$-3.69 \cdot 10^{-3}$
$\Delta_5 S_\delta^{(1)}$	$+5.04 \cdot 10^{-4}$
$\Delta_6 S_\delta^{(1)}$	$-4.63 \cdot 10^{-4}$
$\Delta_7 S_\delta^{(1)}$	$-2.77 \cdot 10^{-5}$
$\Delta_8 S_\delta^{(1)}$	$-3.54 \cdot 10^{-5}$
$\Delta_9 S_\delta^{(1)}$	$-2.26 \cdot 10^{-6}$
$\Delta_{10} S_\delta^{(1)}$	$-2.37 \cdot 10^{-7}$
$S_\delta^{(1)}$	4.94

Table 2: **Convergence of the asymptotic expansion in  $x$  for the various NLO electroweak contributions** expressed through  $\Delta_j S^{(1)}$  as defined in Eq. (18) for each group (a) – (g) of Fig. 4 and their sum  $\Sigma$ . All quantities  $S^{(1)}$  are indicated for  $|V_{qq'}|^2 = 1$ . The numerical values are given in MeV and the input parameters can be found in Section 3.

	(a)	(b)	(c)	(d)	(e)	(f)	(g)	$\Sigma$
$\Delta_2 S^{(1)}$	0	-0.19	0	0	+0.12	-0.71	-0.10	-0.88
$\Delta_3 S^{(1)}$	0	-0.03	0	0	-0.04	-0.38	-0.17	-0.62
$\Delta_4 S^{(1)}$	0	$-5.33 \cdot 10^{-3}$	0	0	+0.01	-0.24	-0.17	-0.41
$\Delta_5 S^{(1)}$	0	$-1.01 \cdot 10^{-3}$	0	0	$-6.64 \cdot 10^{-3}$	-0.17	-0.17	-0.34
$\Delta_6 S^{(1)}$	0	$-1.98 \cdot 10^{-4}$	0	0	$+3.54 \cdot 10^{-3}$	-0.12	-0.16	-0.27
$\Delta_7 S^{(1)}$	0	$-4.04 \cdot 10^{-5}$	0	0	$-2.06 \cdot 10^{-3}$	-0.09	-0.15	-0.24
$\Delta_8 S^{(1)}$	0	$-8.45 \cdot 10^{-6}$	0	0	$+1.28 \cdot 10^{-3}$	-0.07	-0.14	-0.20
$\Delta_9 S^{(1)}$	0	$-1.80 \cdot 10^{-6}$	0	0	$-8.35 \cdot 10^{-4}$	-0.06	-0.13	-0.18
$\Delta_{10} S^{(1)}$	0	$-3.89 \cdot 10^{-7}$	0	0	$+5.68 \cdot 10^{-4}$	-0.05	-0.12	-0.16
$S^{(1)}$	-1.85	10.66	-2.07	-0.81	-1.54	2.25	-1.28	5.36

Table 2 shows this difference for each group of Fig. 4 so that the convergent diagrams can be separated from the slowly converging ones. (a), (c) and (d) obviously belong to the convergent ones since their only non-vanishing coefficients at NLO are of  $\mathcal{O}(x^0)$ . Groups (b) and (e) converge sufficiently fast within the accuracy of the final result  $S^{(1)}$ . Hence, the contribution of the convergent groups (a) – (e) to the electroweak corrections is immediately obtained by approaching the on-shell value after adding the  $S$ -series of these diagrams:

$$\Gamma_{\text{conv}}^{(1)} = \sum_{i=a}^e \Gamma_i^{(1)} = \lim_{x \rightarrow 1} \sum_{i=a}^e S_i^{(1)}. \quad (19)$$



The diagrams  $(f)$  and  $(g)$ , the only ones with a  $W$  boson plus a photon inside the loop, clearly do not converge sufficiently fast, i.e. the limit of this series for  $x \rightarrow 1$  does not exist within the scope of our calculations. At NLO, the method to solve the problems relating to the convergence behavior of  $(f)$  and  $(g)$  simply consists in computing the exact on-shell result. Unfortunately, the computation of the exact on-shell result at NNLO is much more complicated. In order to deal with this, we have developed three approximation methods at NLO, which will be applied to the slowly converging NNLO diagrams:

- **Extrapolation**

The  $S$ -series does not converge for  $x \rightarrow 1$ , but evidently it does for  $x \ll 1$ . Consequently, the  $S$ -series is extrapolated.

- **Extrapolation + Padé approximation**

As for the first method, the  $S$ -series is extrapolated. On top of that, a Padé approximation is performed.

- **Interpolation**

We stated that the inverse asymptotic series ‘ $T$ ’ (‘large momentum procedure’,  $x \gg 1$ ) involves cuts of massive boson lines. Its convergence behavior turns out to be even worse than that of the  $S$ -series so that the limit  $x \rightarrow 1$  will not exist either. Similar to the  $S$ -series in Eq. (11), the  $T$ -series is defined by

$$T^{(1)} = \Gamma^{(0)} \frac{\alpha}{\pi} \sum_{n=0}^{\infty} \frac{\tilde{c}_n}{x^n} \equiv \Gamma^{(0)} \frac{\alpha}{\pi} t^{(1)} \quad (20)$$

and should clearly converge for  $x \gg 1$ . Hence, additional information is included by approaching the threshold from the other side, too: The  $T$ -series is calculated and the result is approached by interpolating the  $S$ - and  $T$ -series.

In this section, we only lay the foundation for the corresponding NNLO calculation, which consists in comparing the results of the three approximation methods to the exact on-shell result at NLO. The application of these methods to the NNLO case will be discussed in Section 2.3.

The contribution of the slowly converging diagrams to the electroweak corrections is obtained by adding the exact on-shell results of  $(f)$  and  $(g)$ :

$$\Gamma_{\text{slow}}^{(1)} = \Gamma_f^{(1)} + \Gamma_g^{(1)}. \quad (21)$$

Computing the exact on-shell result of  $(f)$  yields

$$\Gamma_f^{(1)} = \Gamma^{(0)} \frac{\alpha}{\pi} \left( -2\zeta(2) + \frac{317}{72} + \frac{3}{2} \frac{1}{\epsilon} + 3 \ln \frac{\mu^2}{M_W^2} \right), \quad (22)$$

where  $\zeta(2) = \pi^2/6$ . This result has to be compared to the approximated ones. The second method requires the input of the diagonal  $[5, 5]$  Padé approximant of  $S_f^{(1)}$ :

$$P_f^{(1)}[5, 5] = \frac{-0.047 x^5 + 1.046 x^4 - 6.245 x^3 + 15.004 x^2 - 15.674 x + 5.939}{-3.04 \cdot 10^{-3} x^5 + 0.092 x^4 - 0.680 x^3 + 1.939 x^2 - 2.336 x + 1}. \quad (23)$$

The third method requires the input of the  $T$ -series of the diagrams ( $f$ ):

$$\begin{aligned}
t_f^{(1)} = & -\frac{44}{9} + \frac{1}{6} \frac{1}{\epsilon} + \frac{1}{3} \ln \frac{\mu^2}{M_W^2} - \frac{17}{6} \ln x + \left( \frac{43}{24} + \frac{7}{4} \frac{1}{\epsilon} + \frac{7}{2} \ln \frac{\mu^2}{M_W^2} - \frac{51}{8} \ln x \right) \frac{1}{x} \\
& + \left( \frac{161}{72} - \frac{5}{12} \frac{1}{\epsilon} - \frac{5}{6} \ln \frac{\mu^2}{M_W^2} + \frac{7}{24} \ln x \right) \frac{1}{x^2} + \left( \frac{101}{288} - \frac{1}{3} \ln x \right) \frac{1}{x^3} \\
& + \left( \frac{49}{160} - \frac{1}{4} \ln x \right) \frac{1}{x^4} + \left( \frac{1559}{7200} - \frac{1}{5} \ln x \right) \frac{1}{x^5} + \left( \frac{317}{2016} - \frac{1}{6} \ln x \right) \frac{1}{x^6} \\
& + \left( \frac{1859}{15680} - \frac{1}{7} \ln x \right) \frac{1}{x^7} + \left( \frac{1117}{12096} - \frac{1}{8} \ln x \right) \frac{1}{x^8} + \left( \frac{13403}{181440} - \frac{1}{9} \ln x \right) \frac{1}{x^9} \\
& + \left( \frac{1063}{17600} - \frac{1}{10} \ln x \right) \frac{1}{x^{10}} + \mathcal{O}\left(\frac{1}{x^{11}}\right). \tag{24}
\end{aligned}$$

The asymptotic expansions and the three methods as well as the on-shell result are shown in Fig. 5. Fig. 6 contains the same curves on a larger scale plus curves for lower-order series up to  $\mathcal{O}(x^8)$  and  $\mathcal{O}(x^9)$  as well as their associated Padé approximants  $P^{(1)}[5, 4]$  and  $P^{(1)}[4, 4]$ .<sup>4</sup> Although for this diagram the interpolation method seems to agree best with the exact on-shell result at NLO, at NNLO we will use the numerical value obtained by the Padé approximation for the following reasons:

- First, the Padé approximant is better suited than the extrapolation and interpolation methods for every other diagram and we would like to find a consistent method for all diagrams.
- Second and more important, we would like to avoid results depending on asymptotic expansions for  $x \gg 1$  as far as possible. They still involve problems with respect to their convergence, which are associated with cuts of massive boson lines. Hence, the interpolation method will be only used as a cross check.

Let us proceed with diagram ( $g$ ). For this purpose, we introduce additional diagrams which originate from the field renormalization constant of the  $W$  boson,

$$\delta Z_W = -\text{Re} \frac{\partial}{\partial q^2} \Pi_T^W(M_W^2), \tag{25}$$

where  $\Pi_T^W$  is the transversal part of the  $W$  boson two-point function. The derivative with respect to  $q^2$  of its contributions with a photon inside the loop can be depicted via group ( $h$ ) in Fig. 9. In the following, only the sum of ( $g$ ) and ( $h$ ) will be considered. This is due to infrared (IR) divergences which occur solely in the on-shell computations of ( $g$ ) and ( $h$ ). Consequently, they do not match the off-shell calculations at all and the approximation methods cannot be applied. However, both the on- and the off-shell result of the combination ( $g$ ) + ( $h$ ) is IR finite so that Figs. 7 and 8 provide a basis well suited for the determination of the NNLO result through a Padé approximated  $S$ -series:

$$P_{g+h}^{(1)}[5, 5] = \frac{-0.010 x^5 - 0.085 x^4 + 0.504 x^3 + 0.092 x^2 - 2.001 x + 1.573}{1.04 \cdot 10^{-3} x^5 + 0.036 x^4 - 0.459 x^3 + 1.611 x^2 - 2.174 x + 1}. \tag{26}$$

---

<sup>4</sup>Alternatively,  $P^{(1)}[4, 5]$  may be used as Padé approximation for the series up to  $\mathcal{O}(x^9)$ . For all diagrams, this approximant yields worse on-shell approximated values compared to its inverse  $P^{(1)}[5, 4]$ . Consequently, we will use Padé approximations of the form  $P^{(1)}[n/2 + 1/2, n/2 - 1/2]$  whenever we have to apply them to series up to  $\mathcal{O}(x^n)$  with odd number  $n$ .

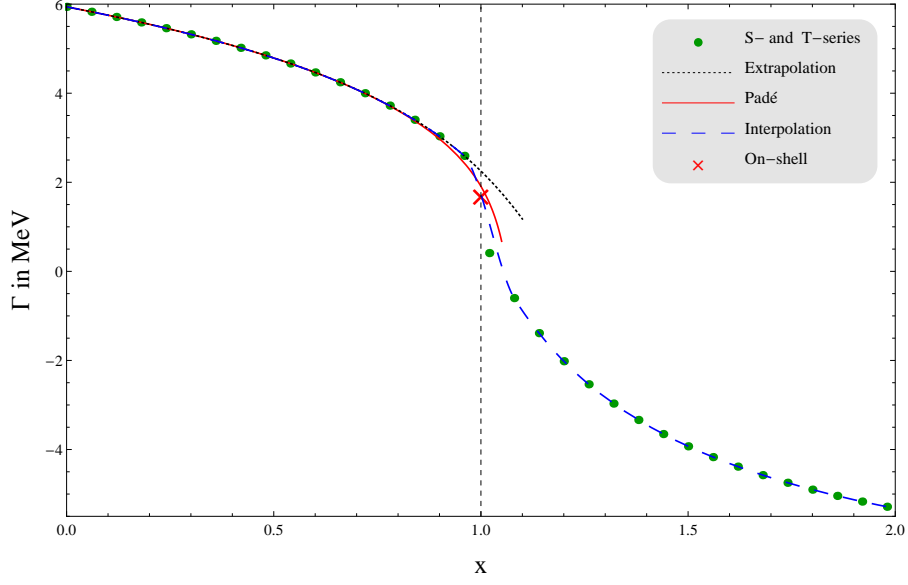


Figure 5: **NLO plot for diagram (*f*)** including the *S*-series, the *T*-series, the extrapolation of the *S*-series, the  $[5, 5]$  Padé approximation of the *S*-series, the interpolation of the *S*- and *T*-series and the exact on-shell result. Every series is plotted up to  $\mathcal{O}(x^{\pm 10})$ .

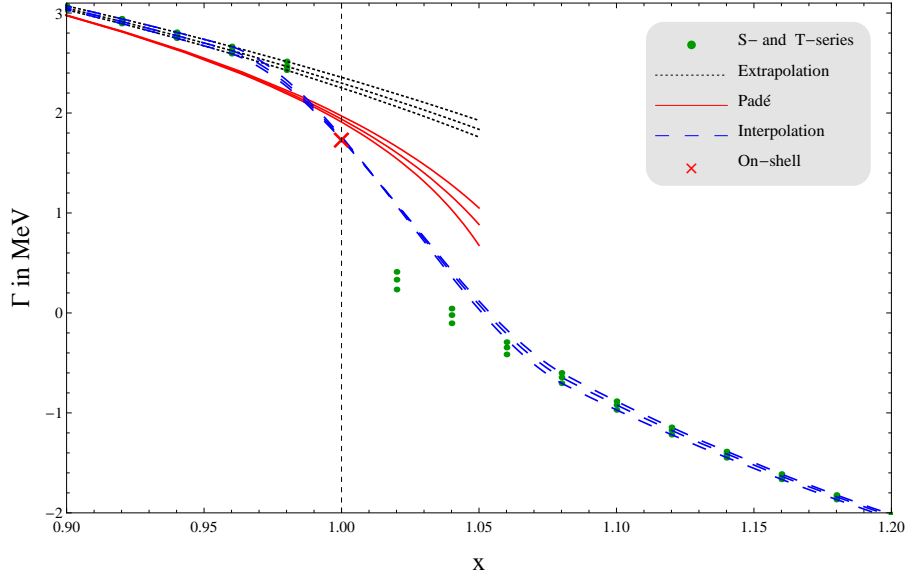


Figure 6: **NLO plot for diagram (*f*) on a larger scale** including the *S*-series, the *T*-series, the extrapolation of the *S*-series, the Padé approximation of the *S*-series, the interpolation of the *S*- and *T*-series and the exact on-shell result. The *S*-series and the extrapolation (the *T*-series and the interpolation on the right-hand side) are plotted up to  $\mathcal{O}(x^{\pm 8})$ ,  $\mathcal{O}(x^{\pm 9})$  and  $\mathcal{O}(x^{\pm 10})$  corresponding to the three curves from top to bottom (from bottom to top), respectively. The  $[4, 4]$ ,  $[5, 4]$  and  $[5, 5]$  Padé approximations correspond to the three curves from top to bottom.

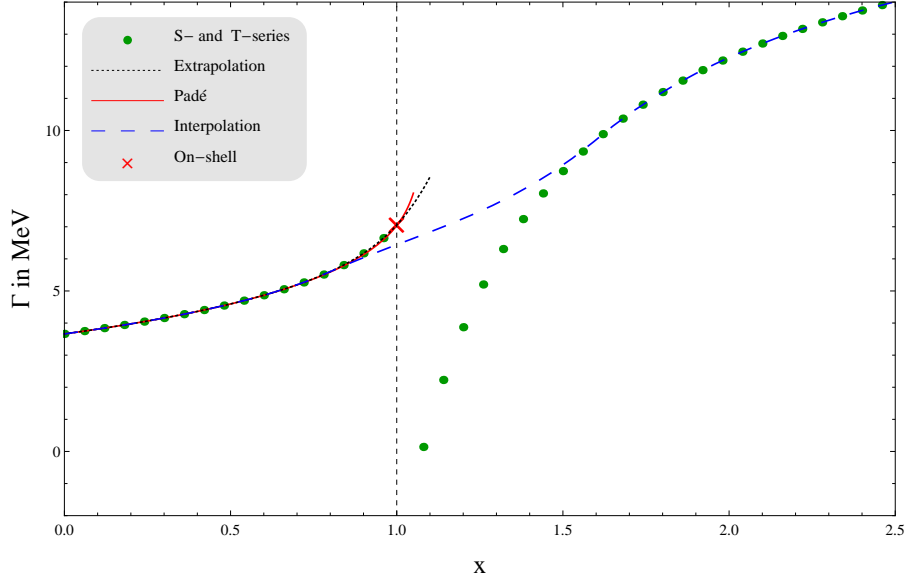


Figure 7: **Combined NLO plot for the diagrams ( $g$ ) and ( $h$ )** including the  $S$ -series, the  $T$ -series, the extrapolation of the  $S$ -series, the  $[5, 5]$  Padé approximation of the  $S$ -series, the interpolation of the  $S$ - and  $T$ -series and the exact on-shell result. Every series is plotted up to  $\mathcal{O}(x^{\pm 10})$ .

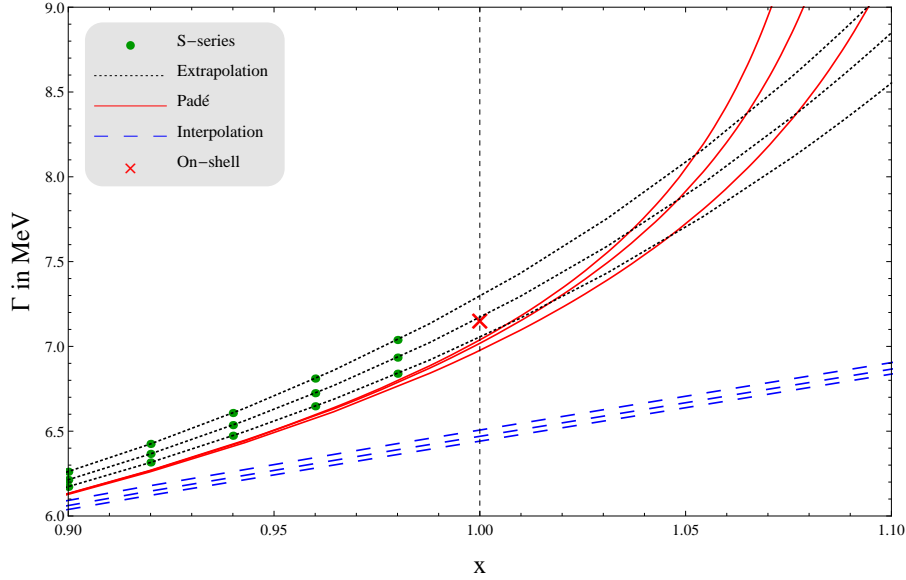


Figure 8: **Combined NLO plot for the diagrams ( $g$ ) and ( $h$ ) on a larger scale** including the  $S$ -series, the extrapolation of the  $S$ -series, the Padé approximation of the  $S$ -series, the interpolation of the  $S$ - and  $T$ -series and the exact on-shell result. The  $S$ -series, the extrapolation and the interpolation are plotted up to  $\mathcal{O}(x^{\pm 8})$ ,  $\mathcal{O}(x^{\pm 9})$  and  $\mathcal{O}(x^{\pm 10})$  corresponding to the three curves from top to bottom, respectively. The  $[4, 4]$ ,  $[5, 4]$  and  $[5, 5]$  Padé approximations correspond to the three curves from bottom to top.

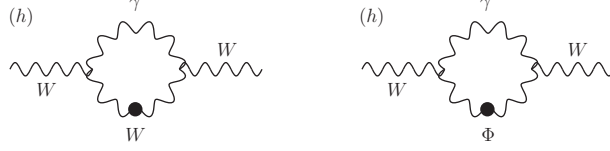


Figure 9: **One-loop diagrams (h) for the calculation of the renormalization constant  $\delta Z_W^D$**  designed to cancel the on-shell IR divergence of diagram (g).  $\Phi$  stands for charged Goldstone bosons whereas the dots on the lines indicate that the associated propagator appears twice as a consequence of the derivative with respect to  $q^2$ .

The individual contributions of group (g) to the exact on-shell result and the  $t$ -series are given by

$$\Gamma_g^{(1)} = \Gamma^{(0)} \frac{\alpha}{\pi} \left( \frac{29}{9} + \frac{1}{2} \frac{1}{\epsilon_{\text{IR}}} + \ln \frac{\mu^2}{M_W^2} \right), \quad (27)$$

$$\begin{aligned} t_g^{(1)} = & \frac{689}{72} + \frac{11}{12} \frac{1}{\epsilon} + \frac{11}{6} \ln \frac{\mu^2}{M_W^2} - \frac{11}{6} \ln x + \left( -\frac{169}{24} - \frac{11}{4} \frac{1}{\epsilon} - \frac{11}{2} \ln \frac{\mu^2}{M_W^2} + \frac{11}{2} \ln x \right) \frac{1}{x} \\ & + \left( -\frac{361}{72} + \frac{5}{6} \frac{1}{\epsilon} + \frac{5}{3} \ln \frac{\mu^2}{M_W^2} - \frac{5}{3} \ln x \right) \frac{1}{x^2} - \frac{15}{16} \frac{1}{x^3} - \frac{19}{20} \frac{1}{x^4} - \frac{37}{48} \frac{1}{x^5} - \frac{177}{288} \frac{1}{x^6} \\ & - \frac{17}{32} \frac{1}{x^7} - \frac{115}{252} \frac{1}{x^8} - \frac{447}{1220} \frac{1}{x^9} - \frac{17}{48} \frac{1}{x^{10}} + \mathcal{O} \left( \frac{1}{x^{11}} \right). \end{aligned} \quad (28)$$

For group (h), the individual contributions read as follows:

$$\Gamma_h^{(1)} = \Gamma_\epsilon^{(0)} \frac{\alpha}{\pi} \left( \frac{131}{72} + \frac{19}{24} \frac{1}{\epsilon} + \frac{19}{24} \ln \frac{\mu^2}{M_W^2} + \left[ -1 - \frac{1}{2} \frac{1}{\epsilon} - \frac{1}{2} \ln \frac{\mu^2}{M_W^2} \right]_{\text{IR}} \right), \quad (29)$$

$$\begin{aligned} S_h^{(1)} = & \Gamma_\epsilon^{(0)} \frac{\alpha}{\pi} \left( \frac{143}{144} + \frac{19}{24} \frac{1}{\epsilon} + \frac{43}{48} x + \frac{15}{32} x^2 + \frac{23}{72} x^3 + \frac{163}{672} x^4 + \frac{219}{1120} x^5 + \frac{283}{1728} x^6 \right. \\ & \left. + \frac{71}{504} x^7 + \frac{87}{704} x^8 + \frac{523}{4752} x^9 + \frac{619}{6240} x^{10} \right) + \mathcal{O}(x^{11}), \end{aligned} \quad (30)$$

$$\begin{aligned} T_h^{(1)} = & \Gamma_\epsilon^{(0)} \frac{\alpha}{\pi} \left( \frac{43}{36} + \frac{19}{24} \frac{1}{\epsilon} + \frac{19}{24} \ln \frac{\mu^2}{M_W^2} - \frac{19}{24} \ln x + \left( \frac{13}{16} - \frac{5}{8} \ln x \right) \frac{1}{x} \right. \\ & + \left( \frac{8}{9} + \frac{5}{12} \ln x \right) \frac{1}{x^2} + \frac{3}{32} \frac{1}{x^3} + \frac{19}{120} \frac{1}{x^4} + \frac{43}{288} \frac{1}{x^5} + \frac{15}{112} \frac{1}{x^6} \\ & \left. + \frac{23}{192} \frac{1}{x^7} + \frac{163}{1512} \frac{1}{x^8} + \frac{219}{2240} \frac{1}{x^9} + \frac{283}{3168} \frac{1}{x^{10}} \right) + \mathcal{O} \left( \frac{1}{x^{11}} \right). \end{aligned} \quad (31)$$

The subscript IR refers to an IR pole in contrast to a UV one (without a subscript).

The total contribution to the electroweak corrections is then given by the sum

$$\Gamma_{\text{EW}}^{(1)} = \Gamma_{\text{conv}}^{(1)} + \Gamma_{\text{slow}}^{(1)} + \Gamma_{\text{ren}}^{(1)}. \quad (32)$$

Note that renormalization constants have to be multiplied by  $\Gamma_\epsilon^{(0)}$ , the Born width up to  $\mathcal{O}(\epsilon)$  in Eq. (6), instead of  $\Gamma^{(0)}$ . That way, an additional finite part is picked up from the multiplication of the pole part of the renormalization constant by the  $\mathcal{O}(\epsilon)$  term of the Born decay width. We have applied an on-shell renormalization scheme described in Ref. [47], leading to

$$\Gamma_{\text{ren}}^{(1)} = 2 \Gamma_\epsilon^{(0)} \delta Z. \quad (33)$$

From the renormalized charged current vertex, it follows that

$$\begin{aligned}\delta Z &\equiv \delta Z_e - \frac{\delta s_w}{s_w} + \frac{1}{2} \delta Z_W \\ &= \frac{1}{2} \frac{\partial}{\partial q^2} \Pi_T^\gamma(0) - \frac{s_w}{c_w} \frac{\Pi_T^{\gamma Z}(0)}{M_Z^2} + \frac{c_w^2}{2 s_w^2} \text{Re} \left( \frac{\Pi_T^W(M_W^2)}{M_W^2} - \frac{\Pi_T^Z(M_Z^2)}{M_Z^2} \right) - \frac{1}{2} \frac{\partial}{\partial q^2} \Pi_T^W(M_W^2).\end{aligned}\quad (34)$$

At this point, we should comment on the parameterization of our calculations. All preceding formulae have used  $\alpha$  and the physical particle masses as basic parameters. In such on-shell renormalization schemes, large electroweak corrections arise from fermion loop contributions to the renormalization of  $\alpha$  and  $s_w$ . As in any charged-current process, these corrections can be reduced by parameterizing the lowest-order result with Fermi's coupling constant  $G_F$  and  $M_W$  instead [48]. This can be achieved with the help of the relationship

$$G_F = \frac{\pi \alpha}{\sqrt{2} s_w^2 M_W^2} \frac{1}{1 - \Delta r}. \quad (35)$$

$\Delta r$  contains the radiative corrections to the muon decay width which the Standard Model introduces in addition to the purely photonic corrections from within Fermi's model. At one loop, this expression is finite and given by [47, 48]

$$\begin{aligned}\Delta r &= \frac{\Pi_T^W(0) - \text{Re} \Pi_T^W(M_W^2)}{M_W^2} + \frac{c_w^2}{s_w^2} \text{Re} \left( \frac{\Pi_T^W(M_W^2)}{M_W^2} - \frac{\Pi_T^Z(M_Z^2)}{M_Z^2} \right) + 2 \frac{c_w}{s_w} \frac{\Pi_T^{\gamma Z}(0)}{M_Z^2} \\ &\quad + \frac{\partial}{\partial q^2} \Pi_T^\gamma(0) + \frac{\alpha}{4 \pi s_w^2} \left[ \left( \frac{7}{2 s_w^2} - 2 \right) \ln c_w^2 + 6 \right].\end{aligned}\quad (36)$$

The term in the square brackets is obtained by the vertex and box corrections to the muon decay width in Feynman-'t Hooft gauge. Hence, the self-energies  $\Pi_T$  have to be calculated in the same gauge. This requires the computation of

$$\frac{\partial}{\partial q^2} \Pi_T^\gamma(0), \quad (37)$$

which receives important contributions from the light quark flavors. They cannot be reliably predicted in perturbative QCD so that the gauge-independent and finite quantity

$$\Delta \alpha_{\text{had}}^{(5)} = \left[ \frac{\partial}{\partial q^2} \Pi_T^\gamma(0) - \frac{\Pi_T^\gamma(M_Z^2)}{M_Z^2} \right]_{udscb} \quad (38)$$

is introduced. That way, experimental data on the total cross section of inclusive hadron production in  $e^+e^-$  annihilation can be used to circumvent the problem. However, we substitute

$$\alpha = \frac{\sqrt{2} G_F s_w^2 M_W^2}{\pi} \quad (39)$$

whenever the lowest-order result  $\Gamma^{(0)}$  of Eq. (5) appears within our calculations. In turn, we add the term  $-\Gamma_\epsilon^{(0)} \cdot \Delta r$  to Eq. (33) so that the quantity  $\partial/\partial q^2 \Pi_T^\gamma(0)$  exactly cancels and the theoretical uncertainty of  $\Delta \alpha_{\text{had}}^{(5)}$  does not affect our results:

$$\Gamma_{\text{ren}}^{(1)} = \Gamma_\epsilon^{(0)} (2 \delta Z - \Delta r). \quad (40)$$

The pole part of  $\Gamma_{\text{ren}}^{(1)}$  in Eq. (32) is then given by

$$\tilde{\Gamma}_{\text{ren}}^{(1)} = -\Gamma^{(0)} \frac{\alpha}{\pi} \left( \frac{1}{s_w^2 \epsilon} + \frac{1}{2} \frac{1}{\epsilon_{\text{IR}}} \right) = -\left( \tilde{\Gamma}_{\text{conv}}^{(1)} + \tilde{\Gamma}_{\text{slow}}^{(1)} \right). \quad (41)$$

Hence, the renormalization procedure cancels both the UV and the on-shell IR divergences and thus produces a physical quantity.

## 2.3 Next-To-Next-To-Leading-Order Decay Width: Mixed QCD/Electroweak Corrections of Order $\alpha \alpha_s$

The calculation of the mixed QCD/electroweak corrections follows the same logic as the computation of the electroweak corrections in Section 2.2:

$$\Gamma_{\text{mixed}}^{(2)} = \Gamma_{\text{conv}}^{(2)} + \Gamma_{\text{slow}}^{(2)} + \Gamma_{\text{ren}}^{(2)}. \quad (42)$$

All diagrams in question can be obtained by adding exactly one gluon to the NLO electroweak diagrams in every possible way. Thus, we can reuse the labeling of the diagrams in Fig. 4, which is depicted in Fig. 10. As a first step, the convergent diagrams have to

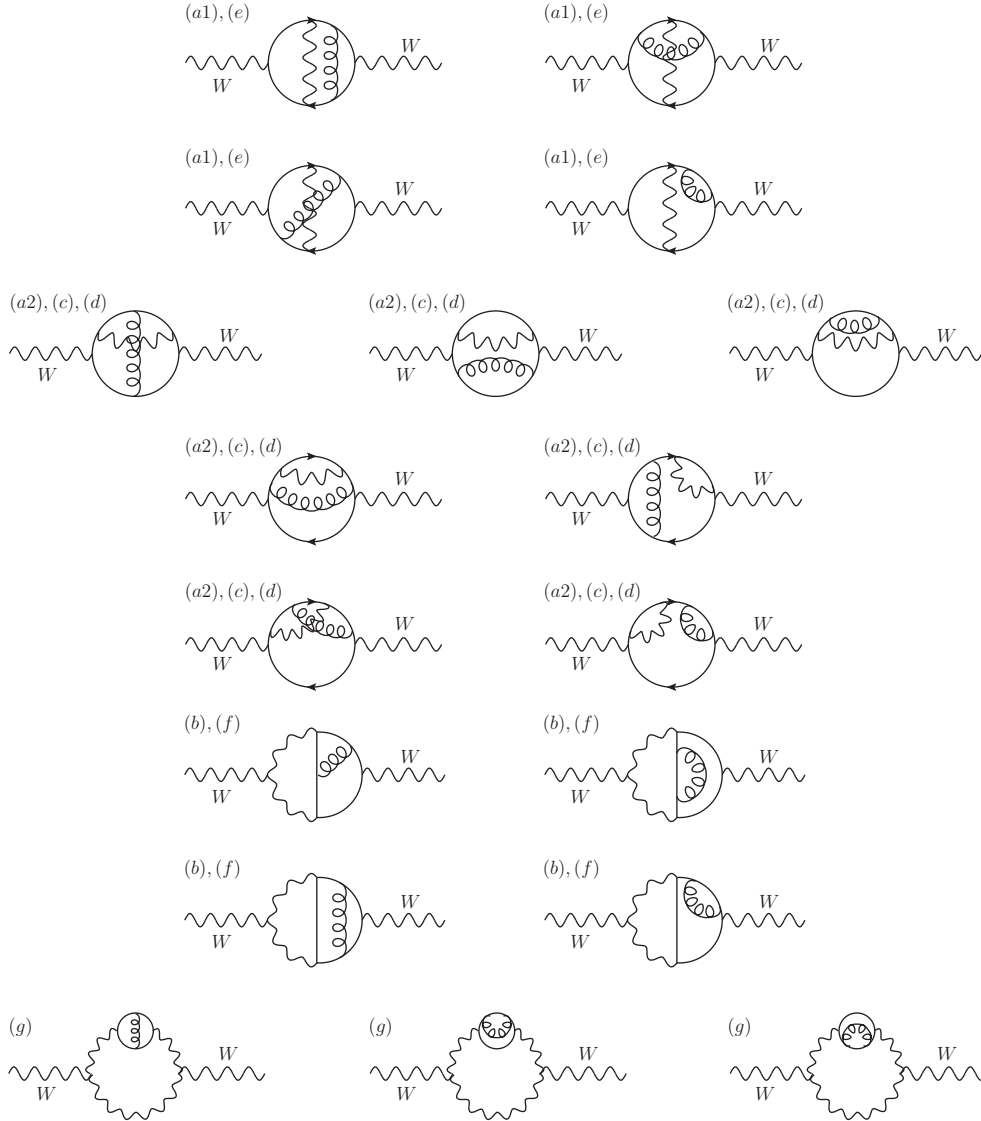


Figure 10: **Three-loop diagrams for the calculation of the  $\mathcal{O}(\alpha \alpha_s)$  mixed QCD/electroweak corrections  $\Gamma_{\text{mixed}}^{(2)}$ .** The labeling corresponds to the seven groups (a) – (g) of Fig. 4. By adding one gluon in every possible way, these eighteen topologies occur. The straight lines stand for quarks, the curly lines for gluons and the wavy ones denote photons,  $Z$  or  $W$  bosons.

be separated from the slowly converging ones by applying the hard mass procedure. This yields a result of the form

$$S^{(2)} = \Gamma^{(0)} \frac{\alpha}{\pi} \frac{\alpha_s}{\pi} \sum_{n=0}^{\infty} d_n x^n \equiv \Gamma^{(0)} \frac{\alpha}{\pi} \frac{\alpha_s}{\pi} s^{(2)}, \quad (43)$$

where we have made use of the relationship

$$n_c^2 = 2 n_c C_F + 1 \quad (44)$$

in order to factor out the Born decay width  $\Gamma^{(0)}$ .  $C_F$  is the quadratic Casimir operator of the fundamental representation  $SU(n_c)$  of the strong interaction. For three colors, it is given by  $C_F = 4/3$ .

We computed the coefficients  $d_n$  for every group  $(a) - (g)$  up to  $\mathcal{O}(x^9)$ :

$$\begin{aligned} s_a^{(2)} &= s_{a1}^{(2)} + s_{a2}^{(2)} = -\frac{433}{144} + 2\zeta(3) - \frac{1}{8} \frac{1}{\epsilon} - \frac{3}{8} \ln \frac{\mu^2}{M_W^2} + \frac{3}{8} \ln x, \\ s_b^{(2)} &= \frac{c_w}{s_w} (g_q - g_{q'}) \left[ \frac{103}{8} - 12\zeta(3) + \frac{5}{4} \frac{1}{\epsilon} + \frac{15}{4} \ln \frac{\mu^2}{M_W^2} - \frac{11}{4} \ln x - \frac{7}{18} x - \frac{89}{2160} x^2 \right. \\ &\quad \left. - \frac{29}{4725} x^3 - \frac{53}{50400} x^4 - \frac{851}{4365900} x^5 - \frac{1381}{36324288} x^6 - \frac{349}{45405360} x^7 \right. \\ &\quad \left. - \frac{3017}{1890345600} x^8 - \frac{4177}{12346319700} x^9 \right] + \mathcal{O}(x^{10}), \\ s_c^{(2)} &= \frac{1}{s_w^2} \left[ \left( -\frac{89}{48} + 2\zeta(3) - \frac{1}{8} \frac{1}{\epsilon} - \frac{3}{8} \ln \frac{\mu^2}{M_W^2} + \frac{3}{8} \ln x \right) + \left( -\frac{121}{243} + \frac{22}{81} \ln x - \frac{1}{27} \ln^2 x \right) x \right. \\ &\quad + \left( -\frac{169}{15552} + \frac{13}{1296} \ln x - \frac{1}{432} \ln^2 x \right) x^2 \\ &\quad + \left( -\frac{2209}{2430000} + \frac{47}{40500} \ln x - \frac{1}{2700} \ln^2 x \right) x^3 \\ &\quad + \left( -\frac{1369}{9720000} + \frac{37}{162000} \ln x - \frac{1}{10800} \ln^2 x \right) x^4 \\ &\quad + \left( -\frac{11449}{364651875} + \frac{214}{3472875} \ln x - \frac{1}{33075} \ln^2 x \right) x^5 \\ &\quad + \left( -\frac{5329}{597445632} + \frac{73}{3556224} \ln x - \frac{1}{84672} \ln^2 x \right) x^6 \\ &\quad + \left( -\frac{36481}{12098274048} + \frac{191}{24004512} \ln x - \frac{1}{190512} \ln^2 x \right) x^7 \\ &\quad + \left( -\frac{14641}{12597120000} + \frac{121}{34992000} \ln x - \frac{1}{388800} \ln^2 x \right) x^8 \\ &\quad \left. + \left( -\frac{89401}{180111751875} + \frac{598}{363862125} \ln x - \frac{1}{735075} \ln^2 x \right) x^9 \right] + \mathcal{O}(x^{10}), \\ s_d^{(2)} &= (g_q^2 + g_{q'}^2) s_w^2 s_c^{(2)}, \end{aligned} \quad (45)$$



$$\begin{aligned}
s_e^{(2)} = g_q g_{q'} & \left[ \left( \frac{89}{24} - 4\zeta(3) + \frac{1}{4} \frac{1}{\epsilon} + \frac{3}{4} \ln \frac{\mu^2}{M_W^2} - \frac{3}{4} \ln x \right) \right. \\
& + \left( \frac{71}{27} - \frac{4}{3} \zeta(3) - \frac{2}{3} \ln x - \frac{1}{3} \ln^2 x \right) x \\
& + \left( -\frac{1159}{2592} + \frac{1}{3} \zeta(3) + \frac{5}{6} \ln x - \frac{7}{36} \ln^2 x \right) x^2 \\
& + \left( -\frac{1853}{10800} - \frac{2}{15} \zeta(3) - \frac{13}{90} \ln x \right) x^3 \\
& + \left( \frac{146179}{972000} + \frac{1}{15} \zeta(3) + \frac{83}{810} \ln x - \frac{11}{180} \ln^2 x \right) x^4 \\
& + \left( -\frac{78941}{595350} - \frac{4}{105} \zeta(3) - \frac{37}{2835} \ln x \right) x^5 \\
& + \left( \frac{514328497}{5334336000} + \frac{1}{42} \zeta(3) + \frac{221}{12960} \ln x - \frac{143}{5040} \ln^2 x \right) x^6 \\
& + \left( -\frac{262758413}{3429216000} - \frac{1}{63} \zeta(3) + \frac{799}{136080} \ln x - \frac{1}{1080} \ln^2 x \right) x^7 \\
& + \left( \frac{13907067061}{240045120000} + \frac{1}{90} \zeta(3) + \frac{853}{6804000} \ln x - \frac{403}{25200} \ln^2 x \right) x^8 \\
& + \left. \left( -\frac{42384988309}{907670610000} - \frac{4}{495} \zeta(3) + \frac{19058}{2338875} \ln x - \frac{11}{9450} \ln^2 x \right) x^9 \right] + \mathcal{O}(x^{10}) , \\
s_f^{(2)} = \frac{111}{8} + \frac{5}{4} \frac{1}{\epsilon} - 12\zeta(3) + \frac{15}{4} \ln \frac{\mu^2}{M_W^2} - \frac{11}{4} \ln x + \left( -\frac{1157}{864} + \frac{5}{9} \ln x \right) x \\
& + \left( -\frac{2071}{4320} + \frac{25}{72} \ln x \right) x^2 + \left( -\frac{5423}{21600} + \frac{23}{90} \ln x \right) x^3 + \left( -\frac{23459}{151200} + \frac{73}{360} \ln x \right) x^4 \\
& + \left( -\frac{223399}{2116800} + \frac{53}{315} \ln x \right) x^5 + \left( -\frac{1619}{21168} + \frac{145}{1008} \ln x \right) x^6 \\
& + \left( -\frac{220961}{3810240} + \frac{95}{756} \ln x \right) x^7 + \left( -\frac{8843}{194400} + \frac{241}{2160} \ln x \right) x^8 \\
& + \left( -\frac{861827}{23522400} + \frac{149}{1485} \ln x \right) x^9 + \mathcal{O}(x^{10}) , \\
s_g^{(2)} = -\frac{1}{16} x^2 - \frac{19}{180} x^3 - \frac{37}{336} x^4 - \frac{59}{560} x^5 - \frac{85}{864} x^6 - \frac{23}{252} x^7 - \frac{149}{1760} x^8 - \frac{17}{216} x^9 \\
& + \mathcal{O}(x^{10}) .
\end{aligned} \tag{45}$$

The asymptotic series of the entire NNLO contribution is given by the sum of these expressions:

$$S^{(2)} = \sum_{i=a}^g S_i^{(2)} . \tag{46}$$

As in case of the NLO electroweak analog (Eqs. (12)), Eqs. (45) do not indicate the general result, but for the special case  $M_Z = M_W$ . Again, we account for the mass difference of the  $W$  and the  $Z$  boson by performing a Taylor expansion in the exact same manner as in Section 2.2. In doing so, we pick up additional expressions of the form

$$\Gamma^{(0)} \frac{\alpha}{\pi} \frac{\alpha_s}{\pi} \sum_{n=0}^8 \sum_{m=1}^{\min(5,9-n)} b_{n,m} x^n \delta^m \tag{47}$$

with

$$\delta = \frac{M_W^2 - M_Z^2}{M_W^2} = -\frac{s_w^2}{c_w^2} \approx -0.29 \quad (16)$$

within the  $S$ -series of every group involving a  $Z$  boson. The coefficients  $b_{n,m}$  can be found in Appendix A.2. The upper bound of the second summation is given by the smaller number of 5 and  $9 - n$ , which is denoted by the function ‘min’. This is due to Section 2.2, where we have decided that a Taylor expansion up to  $\mathcal{O}(\delta^5)$  should be sufficient at NNLO because of the excellent convergence behavior of the Taylor expansion at NLO.

By adding the  $\delta^m$ -terms to the  $S$ -series of the entire NNLO contribution for vanishing  $\delta$  ( $S^{(2)}$  in Eq. (46)), we obtain  $S_\delta^{(2)}$ , which is the  $S$ -series including  $\delta$ .  $S_\delta^{(2)}$  can be used to study the convergence of the Taylor expansion by examining the difference of the  $S$ -series including powers up to  $\delta^{p+1}$  and  $\delta^p$  for increasing  $p$ :

$$\begin{aligned} \Delta_p S_\delta^{(2)} &\equiv \Gamma^{(0)} \frac{\alpha}{\pi} \frac{\alpha_s}{\pi} \sum_{n=0}^8 x^n \left( \sum_{m=1}^p b_{n,m} \delta^m - \sum_{m=1}^{p-1} b_{n,m} \delta^m \right) \\ &= \Gamma^{(0)} \frac{\alpha}{\pi} \frac{\alpha_s}{\pi} \sum_{n=0}^8 x^n b_{n,p} \delta^p \quad (p = 2..5). \end{aligned} \quad (48)$$

We have calculated the coefficients up to  $\mathcal{O}(\delta^5)$  so that a statement about the convergence can be made with the help of Table 3. From there, we can deduce that the Taylor series in the mass difference of the two bosons at NNLO converges sufficiently fast within the accuracy of the final result.

We use the results in Eqs. (45) to study the convergence of the asymptotic expansion by examining the difference of the  $S$ -series including powers up to  $x^{j+1}$  and  $x^j$  for increasing  $j$ . Again, this has been done for  $\delta = 0$  since the Taylor expansion in  $\delta$  has proven to converge:

$$\begin{aligned} \Delta_j S^{(2)} &\equiv \Gamma^{(0)} \frac{\alpha}{\pi} \frac{\alpha_s}{\pi} \left( \sum_{n=0}^j d_n x^n - \sum_{n=0}^{j-1} d_n x^n \right) \\ &= \Gamma^{(0)} \frac{\alpha}{\pi} \frac{\alpha_s}{\pi} d_j x^j \quad (j = 1..9). \end{aligned} \quad (49)$$

The convergent diagrams can be separated from the slowly converging ones by means of Table 4, which shows the values of  $\Delta_j S^{(2)}$  for each group (a) – (g). As at NLO, the groups (a) – (d) belong to the convergent ones whereas (f) and (g) converge extremely

Table 3: **Convergence of the Taylor expansion in  $\delta$  for the entire NNLO contribution** expressed through  $\Delta_p S_\delta^{(2)}$  as defined in Eq. (48). All quantities are indicated for  $|V_{qq'}|^2 = 1$ . The numerical values are given in keV and the input parameters can be found in Section 3.

$\Delta_2 S_\delta^{(2)}$	+2.8
$\Delta_3 S_\delta^{(2)}$	+5.3
$\Delta_4 S_\delta^{(2)}$	+2.5
$\Delta_5 S_\delta^{(2)}$	+1.0
$S_\delta^{(2)}$	-642.0

Table 4: **Convergence of the asymptotic expansion in  $x$  for the various NNLO contributions** expressed through  $\Delta_j S^{(2)}$  as defined in Eq. (49) for each group (a) – (g) and their sum  $\Sigma$ . All quantities are indicated for  $|V_{qq'}|^2 = 1$ . The numerical values are given in keV and the input parameters can be found in Section 3.

	(a)	(b)	(c)	(d)	(e)	(f)	(g)	$\Sigma$
$\Delta_2 S^{(2)}$	0	-8.7	-3.0	-1.2	+2.4	-29.1	-3.8	-43.4
$\Delta_3 S^{(2)}$	0	-1.3	-0.2	$-9.7 \cdot 10^{-2}$	+17.4	-15.3	-6.4	-5.9
$\Delta_4 S^{(2)}$	0	-0.2	$-3.8 \cdot 10^{-2}$	$-1.5 \cdot 10^{-2}$	-12.1	-9.4	-6.7	-28.6
$\Delta_5 S^{(2)}$	0	$-4.1 \cdot 10^{-2}$	$-8.6 \cdot 10^{-3}$	$-3.4 \cdot 10^{-3}$	+9.4	-6.4	-6.4	-3.5
$\Delta_6 S^{(2)}$	0	$-8.1 \cdot 10^{-3}$	$-2.4 \cdot 10^{-3}$	$-9.5 \cdot 10^{-4}$	-6.6	-4.6	-6.0	-17.2
$\Delta_7 S^{(2)}$	0	$-1.6 \cdot 10^{-3}$	$-8.2 \cdot 10^{-4}$	$-3.2 \cdot 10^{-4}$	+5.0	-3.5	-5.5	-4.1
$\Delta_8 S^{(2)}$	0	$-3.3 \cdot 10^{-4}$	$-3.2 \cdot 10^{-4}$	$-1.2 \cdot 10^{-4}$	-3.7	-2.8	-5.1	-11.7
$\Delta_9 S^{(2)}$	0	$-7.2 \cdot 10^{-5}$	$-1.4 \cdot 10^{-4}$	$-5.3 \cdot 10^{-5}$	+3.0	-2.2	-4.8	-4.1
$S^{(2)}$	-36.6	-421.2	10.9	4.3	18.6	-188.3	-44.8	-657.0

slowly. However, the coefficients  $\Delta_j S^{(2)}$  for diagram (e) lie in the same range as the values for (f) and (g) so that it will be counted amongst the slowly converging diagrams in contrast to the NLO calculation. Accordingly, the convergent diagrams' contribution to the mixed QCD/electroweak corrections is given by the sum of the  $S$ -series of the groups (a) – (d):

$$\Gamma_{\text{conv}}^{(2)} = \sum_{i=a}^d \Gamma_i^{(1)} = \lim_{x \rightarrow 1} \sum_{i=a}^d S_i^{(2)}. \quad (50)$$

The contribution of the slowly converging diagrams to the mixed QCD/electroweak corrections stems from three parts corresponding to the groups (e), (f) and (g):

$$\Gamma_{\text{slow}}^{(2)} = \Gamma_e^{(2)} + \Gamma_f^{(2)} + \Gamma_g^{(2)}. \quad (51)$$

The determination of  $\Gamma_f^{(2)}$  and  $\Gamma_g^{(2)}$  is based on the approximation methods described in Section 2.2, whose prescriptions have been developed with the help of the NLO on-shell results. These prescriptions have been applied to the NNLO calculation, which results in Figs. 11 - 14. Besides the  $S$ -series, we have computed the Padé approximant of the  $S$ -series as well as the  $T$ -series in order to obtain them:

$$P_f^{(2)}[5, 4] = \frac{-1.37 \cdot 10^{-4} x^5 + 9.11 \cdot 10^{-3} x^4 - 0.056 x^3 + 0.090 x^2 - 0.014 x - 0.033}{0.026 x^4 - 0.349 x^3 + 1.371 x^2 - 2.025 x + 1}, \quad (52)$$

$$\begin{aligned} t_f^{(2)} = & \frac{77}{24} - \frac{20}{3} \zeta(3) + \frac{7}{12} \frac{1}{\epsilon} + \frac{7}{4} \ln \frac{\mu^2}{M_W^2} - \frac{17}{4} \ln x \\ & + \left( \frac{325}{48} - 7 \zeta(3) + \frac{7}{8} \frac{1}{\epsilon} + \frac{21}{8} \ln \frac{\mu^2}{M_W^2} - 5 \ln x \right) \frac{1}{x} \\ & + \left( -\frac{61}{432} + \frac{5}{3} \zeta(3) - \frac{5}{24} \frac{1}{\epsilon} - \frac{5}{8} \ln \frac{\mu^2}{M_W^2} + \frac{1}{36} \ln x \right) \frac{1}{x^2} + \left( \frac{151}{864} - \frac{25}{72} \ln x \right) \frac{1}{x^3} \\ & + \left( \frac{3817}{21600} - \frac{23}{90} \ln x \right) \frac{1}{x^4} + \left( \frac{2773}{21600} - \frac{73}{360} \ln x \right) \frac{1}{x^5} \end{aligned} \quad (53)$$

$$\begin{aligned}
& + \left( \frac{99823}{1058400} - \frac{53}{315} \ln x \right) \frac{1}{x^6} + \left( \frac{15149}{211680} - \frac{145}{1008} \ln x \right) \frac{1}{x^7} \\
& + \left( \frac{42647}{762048} - \frac{95}{756} \ln x \right) \frac{1}{x^8} + \left( \frac{15271}{340200} - \frac{241}{2160} \ln x \right) \frac{1}{x^9} + \mathcal{O} \left( \frac{1}{x^{10}} \right), \quad (53)
\end{aligned}$$

$$\begin{aligned}
t_g^{(2)} = & \frac{159}{16} - \frac{11}{3} \zeta(3) + \frac{11}{24} \frac{1}{\epsilon} + \frac{11}{8} \ln \frac{\mu^2}{M_W^2} - \frac{11}{8} \ln x \\
& + \left( -\frac{217}{16} + 11 \zeta(3) - \frac{11}{8} \frac{1}{\epsilon} - \frac{33}{8} \ln \frac{\mu^2}{M_W^2} + \frac{33}{8} \ln x \right) \frac{1}{x} \\
& + \left( -\frac{17}{24} - \frac{10}{3} \zeta(3) + \frac{5}{12} \frac{1}{\epsilon} + \frac{5}{4} \ln \frac{\mu^2}{M_W^2} - \frac{5}{4} \ln x \right) \frac{1}{x^2} - \frac{5}{8} \frac{1}{x^3} - \frac{19}{30} \frac{1}{x^4} \\
& - \frac{37}{72} \frac{1}{x^5} - \frac{59}{140} \frac{1}{x^6} - \frac{17}{48} \frac{1}{x^7} - \frac{115}{378} \frac{1}{x^8} - \frac{149}{560} \frac{1}{x^9} + \mathcal{O} \left( \frac{1}{x^{10}} \right). \quad (54)
\end{aligned}$$

As for the  $S$ - and  $s$ -series, we have introduced the abbreviated form of the inverse asymptotic expansion:

$$T^{(2)} = \Gamma^{(0)} \frac{\alpha}{\pi} \frac{\alpha_s}{\pi} \sum_{n=0}^{\infty} \frac{\tilde{d}_n}{x^n} \equiv \Gamma^{(0)} \frac{\alpha}{\pi} \frac{\alpha_s}{\pi} t^{(2)}. \quad (55)$$

According to Section 2.2, we have to combine group  $(g)$  with the photonic contribution to the field renormalization constant  $\delta Z_W$  of the  $W$  boson (Fig. 9). For this purpose, the  $S$ - and  $T$ -series of group  $(h)$  have to be evaluated at NNLO. They immediately follow from the NLO expressions (Eqs. (30) and (31)) by multiplying the coefficients of the asymptotic expansion by the NLO QCD corrected width up to  $\mathcal{O}(\epsilon)$  (Eq. (9)) instead of the Born width up to  $\mathcal{O}(\epsilon)$  (Eq. (6)). Similarly, the on-shell result of  $(h)$  at NNLO can be derived from Eq. (29):

$$\Gamma_h^{(2)} = \frac{\Gamma_{\text{QCD},\epsilon}^{(1)}}{\Gamma_\epsilon^{(0)}} \Gamma_h^{(1)}, \quad (56)$$

$$S_h^{(2)} = \frac{\Gamma_{\text{QCD},\epsilon}^{(1)}}{\Gamma_\epsilon^{(0)}} S_h^{(1)}, \quad (57)$$

$$T_h^{(2)} = \frac{\Gamma_{\text{QCD},\epsilon}^{(1)}}{\Gamma_\epsilon^{(0)}} T_h^{(1)}. \quad (58)$$

The numerical result of the combination  $(g) + (h)$  is then determined by the value of the Padé approximant

$$P_{g+h}^{(2)}[5, 4] = \frac{-2.38 \cdot 10^{-4} x^5 - 2.57 \cdot 10^{-3} x^4 + 0.024 x^3 - 0.032 x^2 - 0.024 x + 0.039}{0.027 x^4 - 0.357 x^3 + 1.385 x^2 - 2.033 x + 1}. \quad (59)$$

As stated in Section 2.2, we will use the Padé approximated on-shell results for the numerical evaluation, i.e. the value of their curves in Figs. 11 and 13 for  $x = 1$ . The result for group  $(g)$  can then be obtained by subtracting the on-shell result for  $(h)$  from the combined value  $(g) + (h)$ :

$$\Gamma_g^{(2)} = \Gamma_{g+h}^{(2)} - \Gamma_h^{(2)}. \quad (60)$$

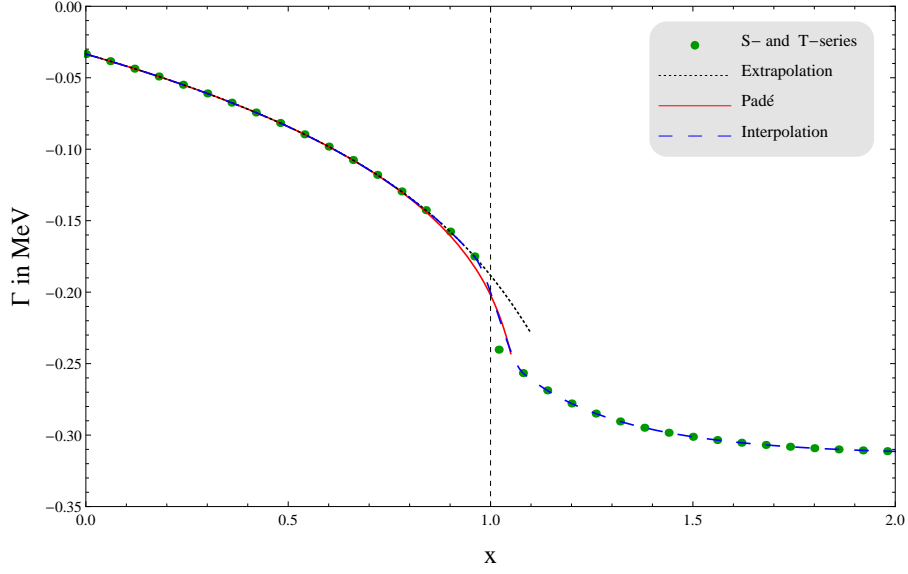


Figure 11: NNLO plot for diagram (f) including the  $S$ -series, the  $T$ -series, the extrapolation of the  $S$ -series, the  $[5, 4]$  Padé approximation of the  $S$ -series and the interpolation of the  $S$ - and  $T$ -series. Every series is plotted up to  $\mathcal{O}(x^{\pm 9})$ .

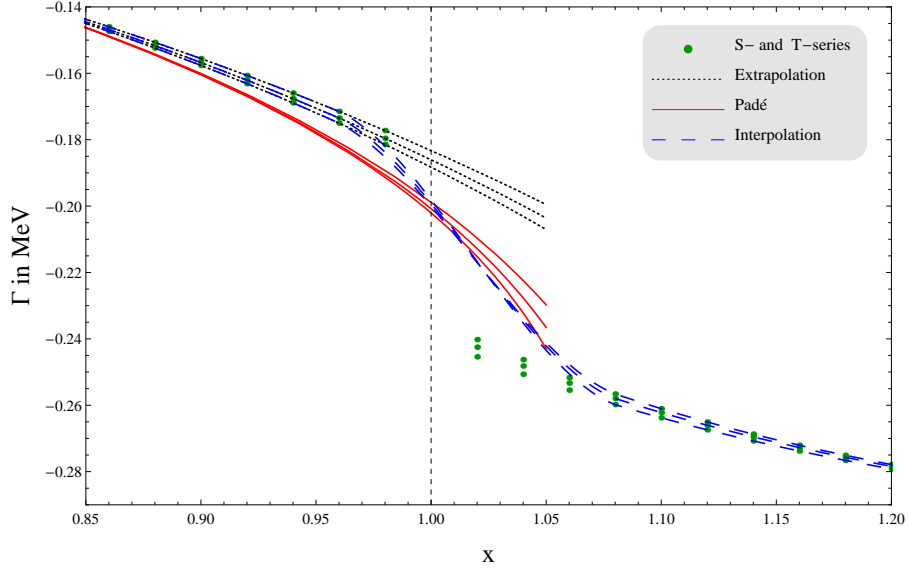


Figure 12: NNLO plot for diagram (f) on a larger scale including the  $S$ -series, the  $T$ -series, the extrapolation of the  $S$ -series, the Padé approximation of the  $S$ -series and the interpolation of the  $S$ - and  $T$ -series. The  $S$ -series and the extrapolation (the  $T$ -series and the interpolation on the right-hand side) are plotted up to  $\mathcal{O}(x^{\pm 7})$ ,  $\mathcal{O}(x^{\pm 8})$  and  $\mathcal{O}(x^{\pm 9})$  corresponding to the three curves from top to bottom (from bottom to top), respectively. The  $[4, 3]$ ,  $[4, 4]$  and  $[5, 4]$  Padé approximations correspond to the three curves from top to bottom.

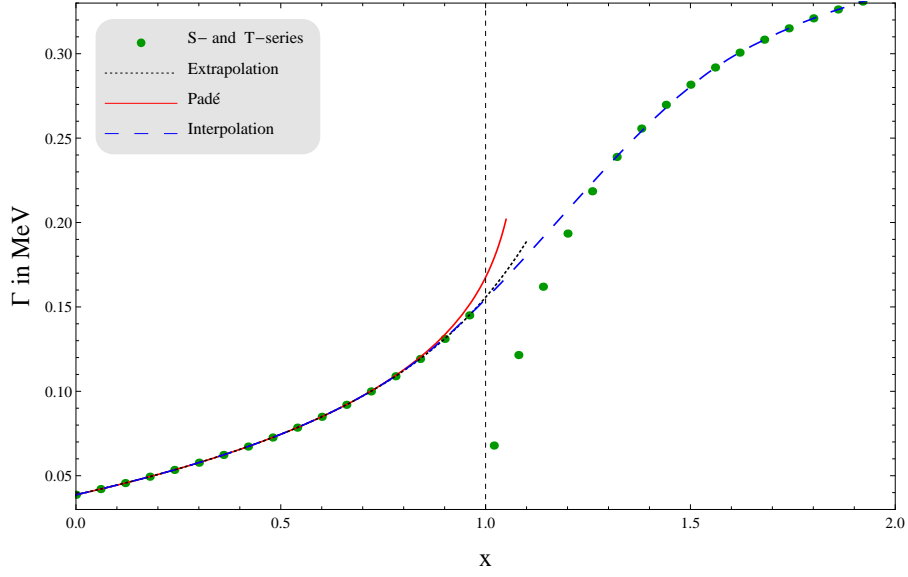


Figure 13: **Combined NNLO plot for the diagrams (g) and (h)** including the  $S$ -series, the  $T$ -series, the extrapolation of the  $S$ -series, the  $[5, 4]$  Padé approximation of the  $S$ -series and the interpolation of the  $S$ - and  $T$ -series. Every series is plotted up to  $\mathcal{O}(x^{\pm 9})$ .

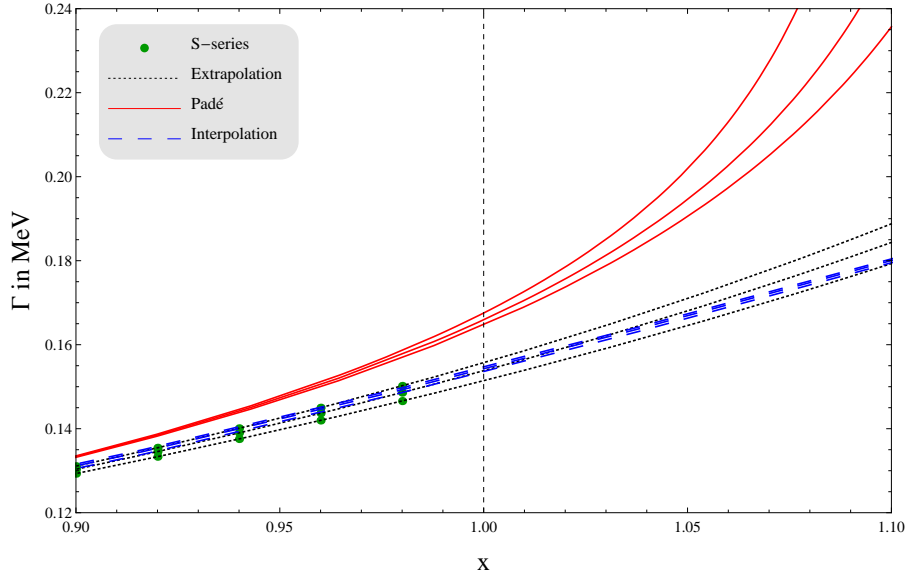


Figure 14: **Combined NNLO plot for the diagrams (g) and (h) on a larger scale** including the  $S$ -series, the extrapolation of the  $S$ -series, the Padé approximation of the  $S$ -series and the interpolation of the  $S$ - and  $T$ -series. The  $S$ -series, the extrapolation and the interpolation are plotted up to  $\mathcal{O}(x^{\pm 7})$ ,  $\mathcal{O}(x^{\pm 8})$  and  $\mathcal{O}(x^{\pm 9})$  corresponding to the three curves from bottom to top, respectively. The  $[4, 3]$ ,  $[4, 4]$  and  $[5, 4]$  Padé approximations correspond to the three curves from bottom to top.

What remains to be found is a solution for group (e), for which we will use another method proposed by Refs. [22, 23]: From Eqs. (45), we read off that the results of the groups (d) and (e) are proportional to  $g_q^2 + g_{q'}^2$  and  $g_q g_{q'}$ , respectively. The relationships

$$\underbrace{g_q^2}_{(d)} = 2 \underbrace{\frac{c_w}{s_w} I_q^3 g_q}_{(d1)} + \underbrace{g_q g_{q'}}_{(d2)} \quad \text{and} \quad \underbrace{g_{q'}^2}_{(d)} = 2 \underbrace{\frac{c_w}{s_w} I_{q'}^3 g_{q'}}_{(d1)} + \underbrace{g_q g_{q'}}_{(d2)} \quad (61)$$

follow from the invariance of the weak hypercharge  $Y = 1/2 (Q_q - I_q^3)$  with respect to the isospin. They can be used to split the prefactor of  $s_d^{(2)}$  into two parts, from which two new series arise. The first one is proportional to  $c_w/s_w (g_q + g_{q'})$ ; we call it  $s_{d1}^{(2)}$  and find that it keeps the satisfactory convergence behavior of  $s_d^{(2)}$ . The prefactor of the second part  $s_{d2}^{(2)}$  equals that of  $s_e^{(2)}$  so that we can consider their sum:

$$\begin{aligned} s_{d2+e}^{(2)} = g_q g_{q'} & \left[ \left( \frac{397}{243} - \frac{4}{3} \zeta(3) - \frac{10}{81} \ln x - \frac{11}{27} \ln^2 x \right) x \right. \\ & + \left( -\frac{1823}{3888} + \frac{1}{3} \zeta(3) + \frac{553}{648} \ln x - \frac{43}{216} \ln^2 x \right) x^2 \\ & + \left( -\frac{421343}{2430000} - \frac{2}{15} \zeta(3) - \frac{1439}{10125} \ln x - \frac{1}{1350} \ln^2 x \right) x^3 \\ & + \left( \frac{364763}{2430000} + \frac{1}{15} \zeta(3) + \frac{2779}{27000} \ln x - \frac{331}{5400} \ln^2 x \right) x^4 \\ & + \left( -\frac{32249507}{243101250} - \frac{4}{105} \zeta(3) - \frac{44897}{3472875} \ln x - \frac{2}{33075} \ln^2 x \right) x^5 \\ & + \left( \frac{1799816677}{18670176000} + \frac{1}{42} \zeta(3) + \frac{50657}{2963520} \ln x - \frac{6011}{211680} \ln^2 x \right) x^6 \\ & + \left( -\frac{115885580383}{1512284256000} - \frac{1}{63} \zeta(3) + \frac{176657}{30005640} \ln x - \frac{223}{238140} \ln^2 x \right) x^7 \\ & + \left( \frac{62579290843}{1080203040000} + \frac{1}{90} \zeta(3) + \frac{16201}{122472000} \ln x - \frac{21769}{1360800} \ln^2 x \right) x^8 \\ & + \left( -\frac{46158233533877}{988453294290000} - \frac{4}{495} \zeta(3) + \frac{20762534}{2547034875} \ln x - \frac{12007}{10291050} \ln^2 x \right) x^9 \\ & \left. + \mathcal{O}(x^{10}) \right]. \end{aligned} \quad (62)$$

Hence, this sum is finite and its lowest-order coefficient  $d_0$  vanishes. Let us repeat the exact same procedure for the inverse asymptotic expansion:

$$\begin{aligned} t_{d2+e}^{(2)\text{CK}} = g_q g_{q'} & \left[ -\frac{1}{4} + \frac{1}{4} \frac{1}{x^2} \right. \\ & \left. + \left( \frac{397}{243} - \frac{4}{3} \zeta(3) + \frac{10}{81} \ln x - \frac{11}{27} \ln^2 x \right) \frac{1}{x^3} \right] + \mathcal{O}\left(\frac{1}{x^4}\right). \end{aligned} \quad (63)$$

We have added the superscript ‘CK’ to this series for the following reason: Its parameterization follows the one by A. Czarnecki and J. H. Kühn in Refs. [22, 23] and differs from the parameterization we have used so far (without the superscript). The coefficients  $\tilde{c}_n$  and  $\tilde{c}_n^{\text{CK}}$  of both series as defined in Eq. (20) are connected as follows:

$$\tilde{c}_n = \begin{cases} \tilde{c}_{n+1}^{\text{CK}} & (n = 1..10), \\ \tilde{c}_0^{\text{CK}} + \tilde{c}_1^{\text{CK}} & (n = 0). \end{cases} \quad (64)$$

The higher-order coefficients of the inverse asymptotic series in Eq. (63) have been omitted due to an exceptional feature: Starting from  $n = 3$ , the coefficients of  $\mathcal{O}(1/x^n)$  in  $t_{d2+e}^{(2)\text{CK}}$  and the coefficients of  $\mathcal{O}(x^{n-2})$  in  $s_{d2+e}^{(2)}$  agree. We can benefit from that in order to find an approximated value for the on-shell result of diagram (e) as follows: The behavior of the coefficients ensures that both the  $s_{d2+e}^{(2)}$ - and the  $t_{d2+e}^{(2)\text{CK}}$ -series yield the same value at the threshold  $x = 1$ . Consequently,  $t_{d2+e}^{(2)\text{CK}}$  can be used instead of  $s_{d2+e}^{(2)}$  to determine the on-shell result. Since the coefficient of  $\mathcal{O}(1/x)$  within the  $t_{d2+e}^{(2)\text{CK}}$ -series vanishes, it hardly depends on  $x$  over a wide range. Therefore, the on-shell result for  $x = 1$  can be approximated by its value for  $x \rightarrow \infty$ :

$$\Gamma_{d2+e}^{(2)} \approx \lim_{x \rightarrow \infty} T_{d2+e}^{(2)\text{CK}} = -\Gamma^{(0)} \frac{\alpha}{\pi} \frac{\alpha_s}{\pi} \frac{1}{4} g_q g_{q'}. \quad (65)$$

The sum of the contributions of the groups (d) and (e) is then given by adding  $\Gamma_{d1}^{(2)}$ , which is associated with  $s_{d1}^{(2)}$ , to  $\Gamma_{d2+e}^{(2)}$ . Subsequently,  $\Gamma_d^{(2)}$  has to be subtracted in order to obtain  $\Gamma_e^{(2)}$ :

$$\Gamma_e^{(2)} = \Gamma_{d2+e}^{(2)} + \Gamma_{d1}^{(2)} - \Gamma_d^{(2)}. \quad (66)$$

As a cross check, we have applied the three approximation methods to diagram (e) as well and have found agreement within uncertainties.

Finally, the contribution of the renormalization constants to the NNLO decay width can be separated into two parts:

$$\Gamma_{\text{ren}}^{(2)} = \underbrace{\Gamma_{\epsilon}^{(0)} \delta Z_q}_{\text{quarks}} + \underbrace{\Gamma_{\text{QCD},\epsilon}^{(1)} (\delta Z_l + \delta Z_b)}_{\text{leptons + bosons}}. \quad (67)$$

$\delta Z_q$  contains the two-loop diagrams obtained by adding one gluon line in every possible way to the diagrams with quarks inside the loop within  $\delta Z$  in Eq. (34). We find that the pole part of  $\delta Z_q$  vanishes and that its finite part is given by  $\alpha_s/\pi$  times the contributions of the quarks to the one-loop self-energies  $\delta Z$ . The second term in Eq. (67) includes the QCD corrected width expanded up to  $\mathcal{O}(\epsilon)$  times the one-loop self-energies with leptons and bosons inside the loop. Altogether, only one-loop self-energies remain, which have already been computed in order to renormalize the NLO results, thus Eq. (67) can be rewritten as

$$\Gamma_{\text{ren}}^{(2)} = \frac{\Gamma_{\text{QCD},\epsilon}^{(1)}}{\Gamma_{\epsilon}^{(0)}} \Gamma_{\text{ren}}^{(1)}. \quad (68)$$

### 3 Numerical Results

For our numerical analysis, we use the following input parameters [5, 49, 50]:

$$\begin{aligned} \alpha_s^{(5)}(M_W) &= 0.120597, & \alpha &= 1/137.035999074, & G_F &= 1.1663787 \cdot 10^{-5} \text{ GeV}^{-2}, \\ M_W &= 80.385 \text{ GeV}, & M_Z &= 91.1876 \text{ GeV}, \\ M_H &= 126 \text{ GeV}, & m_t &= 173.5 \text{ GeV}, \\ |V_{ud}| &= 0.97425, & |V_{us}| &= 0.2252, & |V_{ub}| &= 4.15 \cdot 10^{-3}, \\ |V_{cd}| &= 0.23, & |V_{cs}| &= 1.006 & |V_{cb}| &= 40.9 \cdot 10^{-3}. \end{aligned} \quad (69)$$

The Higgs boson mass  $M_H$  and the pole mass  $m_t$  of the top quark occur in the calculation of the renormalization constant in Eq. (34).



The value of  $\alpha_s^{(5)}(M_W)$  stems from the one-loop relation

$$\alpha_s^{(n_f)}(\mu) = \frac{\alpha_s^{(n_f)}(M_Z)}{1 + \alpha_s^{(n_f)}(M_Z) \beta_0 \ln(\mu^2/M_Z^2)/\pi}, \quad (70)$$

which is evaluated at the renormalization scale  $\mu = M_W$  using  $\beta_0 = 11/4 - n_f/6$ ,  $\alpha_s^{(5)}(M_Z) = 0.1184$  and  $n_f = 5$  active quark flavors.

Substituting these input parameters into the analytical results yields the values in Table 5.<sup>5</sup> It also contains the higher-order QCD corrections, which have been computed with the help of Ref. [21].<sup>6</sup> We could not only reproduce the well-known numerical results of the Born decay width  $\Gamma^{(0)}$  and the NLO QCD corrections  $\Gamma_{\text{QCD}}^{(1)}$ , but also the values of  $\Gamma_{\text{EW}}^{(1)}$ . They have been compared to those of Ref. [16] by replacing our input parameters with the ones used therein. In doing so, we have found agreement to an impressive accuracy of 0.01%. It should be stressed that the results of Ref. [16] emerge from a completely different kind of calculation. The negligible deviation is assumed to be caused by the diagonal CKM matrix within the calculation of higher-order corrections and renormalization constants, by the use of massless quarks as well as by the application of asymptotic expansions and Taylor expansions.

The so far unknown result  $\Gamma_{\text{mixed}}^{(2)}$  of the NNLO mixed QCD/electroweak decay width is shown in Table 5 as well. We observe that it is of the same order of magnitude as  $\Gamma_{\text{QCD}}^{(3)}$  and  $\Gamma_{\text{QCD}}^{(4)}$  and lies in between. In addition, we read off that the NNLO mixed QCD/electroweak contribution equals

$$\frac{\Gamma_{\text{mixed}}^{(2)}}{\Gamma_{\text{EW}}^{(1)}} = 15.18\% \quad (71)$$

of the NLO electroweak corrections. Consequently, the actual result is four times as large as the naively expected one, which emerges from a multiplication of the NLO electroweak contribution by the QCD correction factor  $\alpha_s/\pi$ :

$$\Gamma_{\text{mixed}}^{(2)} \approx 4 \cdot \Gamma_{\text{EW}}^{(1)} \cdot \frac{\alpha_s}{\pi}. \quad (72)$$

Finally, the so far unknown mixed QCD/electroweak corrections account for

$$\frac{\Gamma_{\text{mixed}}^{(2)}}{\Gamma_{\text{had}}} = -0.0534\% \quad (73)$$

of the overall hadronic decay width as defined in Eq. (4).

In a final step, we would like to examine the uncertainty associated with the computation of the mixed QCD/electroweak corrections. In case of group (e), Refs. [22, 23] propose

---

<sup>5</sup>The reader can inject his preferred CKM matrix elements  $\tilde{V}_{qq'}$  by multiplying the values of Table 5 by  $|\tilde{V}_{qq'}|^2 / |V_{qq'}|^2$ , where  $|V_{qq'}|$  is indicated in Eq. (69). This is due to the fact that the CKM matrix is taken to be equal to the unit matrix when we calculate higher-order corrections.

<sup>6</sup>Note that the evaluation of the higher-order QCD corrections actually requires extending Eq. (70) to more than one loop. We have passed on that because the one-loop relation (70) leads to well-approximated results for the higher-order QCD corrections. This is due to the short distance of the running coupling originating from the small difference of the  $W$  and the  $Z$  boson mass. Beyond that, this work focuses on the mixed QCD/electroweak corrections, for which Eq. (70) is sufficient.

to estimate the error of this method by evaluating the  $t_{d2+e}^{(2)\text{CK}}$ -series in Eq. (63) near the threshold, e.g. for  $x = M_Z^2/M_W^2 \approx 1.29$ . This leads to a deviation of about

$$\frac{\Delta\Gamma_e^{(2)}}{\Gamma_e^{(2)}} \approx 10\%. \quad (74)$$

Concerning the groups ( $f$ ) and ( $g$ ), we choose to estimate the uncertainties of the results with the help of their combined NNLO plots (Figs. 15 and 16). The Padé approximant of this combination reads

$$P_{f+g+h}^{(2)}[5, 4] = \frac{-3.07 \cdot 10^{-4} x^5 + 6.03 \cdot 10^{-3} x^4 - 0.030 x^3 + 0.056 x^2 - 0.038 x + 5.31 \cdot 10^{-3}}{0.021 x^4 - 0.320 x^3 + 1.313 x^2 - 1.990 x + 1}, \quad (75)$$

leading to

$$\Gamma_{f+g}^{(2)}(W \rightarrow \text{hadrons}) \equiv \Gamma_f^{(2)} + \Gamma_g^{(2)} = -26.6 \text{ keV}. \quad (76)$$

If we had used extrapolation instead, we would have obtained

$$\Gamma_{f+g,\text{Ext}}^{(2)}(W \rightarrow \text{hadrons}) = -22.6 \text{ keV}. \quad (77)$$

The difference of these two numbers corresponds to the gap of the curves associated with the Padé approximation and the extrapolation at  $x = 1$  in Fig. 15. As depicted by the error bar in Fig. 16, we suppose that the uncertainty of the approximation methods equals that gap, yielding

$$\Delta\Gamma_{f+g}^{(2)}(W \rightarrow \text{hadrons}) = 4.0 \text{ keV}. \quad (78)$$

The uncertainty associated with the results of the convergent diagrams ( $a$ ) – ( $d$ ) is due to the application of asymptotic expansions. It is much smaller than the uncertainties associated with the slowly converging groups and can be neglected. The same holds for the uncertainty associated with the Taylor expansion in the mass difference of the  $W$  and the  $Z$  boson: In order to estimate the error of the Taylor expansion at NNLO, we omit terms of  $\mathcal{O}(\delta^5)$  within  $\Gamma_{\text{mixed}}^{(2)}$ . According to Table 3, this leads to an uncertainty of only 1.0 keV. Thus, the error is such that it will not affect the overall uncertainty of

Table 5: **Contributions to the numerical result of the hadronic decay width** according to Eq. (4) including the Born decay width  $\Gamma^{(0)}$ , the  $\mathcal{O}(\alpha_s^i)$  QCD corrections  $\Gamma_{\text{QCD}}^{(i)}$ , the  $\mathcal{O}(\alpha)$  electroweak corrections  $\Gamma_{\text{EW}}^{(1)}$  and the  $\mathcal{O}(\alpha\alpha_s)$  mixed QCD/electroweak corrections  $\Gamma_{\text{mixed}}^{(2)}$ . All values are given in MeV.

Partial width	$\Gamma^{(0)}$	$\Gamma_{\text{QCD}}^{(1)}$	$\Gamma_{\text{QCD}}^{(2)}$	$\Gamma_{\text{QCD}}^{(3)}$	$\Gamma_{\text{QCD}}^{(4)}$	$\Gamma_{\text{EW}}^{(1)}$	$\Gamma_{\text{mixed}}^{(2)}$
$\Gamma(W \rightarrow ud)$	647.158	24.843	1.344	-0.467	-0.112	-2.357	-0.358
$\Gamma(W \rightarrow us) \times 10$	345.785	13.274	0.718	-0.250	-0.060	-1.259	-0.191
$\Gamma(W \rightarrow ub) \times 10^4$	117.426	4.508	0.244	-0.085	-0.020	-0.428	-0.065
$\Gamma(W \rightarrow cd) \times 10$	360.683	13.846	0.749	-0.261	-0.063	-1.314	-0.199
$\Gamma(W \rightarrow cs)$	690.026	26.488	1.433	-0.468	-0.120	-2.513	-0.382
$\Gamma(W \rightarrow cb) \times 10^2$	114.056	4.378	0.237	-0.082	-0.020	-0.415	-0.063
$\Gamma(W \rightarrow \text{hadrons})$	1408.980	54.087	2.927	-1.018	-0.245	-5.132	-0.779

the mixed QCD/electroweak corrections. Hence, the overall uncertainty is solely given by error propagation of  $\Delta\Gamma_e^{(2)}$  and  $\Delta\Gamma_{f+g}^{(2)}$ :

$$\Delta\Gamma_{\text{mixed}}^{(2)}(W \rightarrow \text{hadrons}) = \sqrt{\left(\Delta\Gamma_e^{(2)}\right)^2 + \left(\Delta\Gamma_{f+g}^{(2)}\right)^2} = 5.9 \text{ keV}. \quad (79)$$

Therefore, our final results read

$$\Gamma_{\text{mixed}}^{(2)}(W \rightarrow \text{hadrons}) = (-0.779 \pm 0.006) \text{ MeV}, \quad (80)$$

$$\Gamma_{\text{had}}(W \rightarrow \text{hadrons}) = (1.458820 \pm 6 \cdot 10^{-6}) \text{ GeV}. \quad (81)$$

For Eqs. (71) and (73), this entails the following uncertainties:

$$\frac{\Gamma_{\text{mixed}}^{(2)}}{\Gamma_{\text{EW}}^{(1)}} = (15.18 \pm 0.11)\%, \quad (82)$$

$$\frac{\Gamma_{\text{mixed}}^{(2)}}{\Gamma_{\text{had}}} = (-0.0534 \pm 0.0004)\%. \quad (83)$$

## 4 Conclusion

We have applied two powerful tools, the optical theorem and asymptotic expansions, to the  $W$  boson two-point function. That way, we have been able to compute the LO Born decay width and the NLO QCD corrections of  $\mathcal{O}(\alpha_s)$ . Subsequently, we have approached the more challenging NLO electroweak corrections of  $\mathcal{O}(\alpha)$  finding that the results are in agreement with the ones in the literature. Within this calculation, we have encountered problems with respect to the convergence of the asymptotic series of certain classes of Feynman diagrams. The problems could be circumvented by computing the exact on-shell result of those diagrams. On the basis of these findings, we have applied three approximation methods in order to reproduce the exact on-shell result by making use of the asymptotic series. From that, we have acquired prescriptions for the extrapolation, the interpolation and the Padé approximation of the asymptotic series whereof the latter has turned out to be the most suitable one. When passing from NLO to NNLO, the same types of Feynman diagrams have proven to cause difficulties concerning the convergence of the asymptotic series. Consequently, the NLO prescription has been applied to the Feynman diagrams associated with the NNLO mixed QCD/electroweak corrections of  $\mathcal{O}(\alpha\alpha_s)$  yielding the so far unknown results. Next, we have analyzed the uncertainties associated with the approximation methods. Although they have turned out to keep within reasonable limits, one might be interested in minimizing them. As a next step, this could be done by computing the exact on-shell result of the three-loop two-point functions at NNLO as well.

By numerically evaluating the results, we have seen that they exceed the naively expected ones and are almost as large as the  $\mathcal{O}(\alpha_s^3)$  QCD corrections. Hence, our results might play a role when dealing with high-precision measurements in the future.

## Acknowledgements

I would like to thank M. Steinhauser for the intensive supervision throughout this project and for careful reading of the manuscript. This work was supported by the BMBF through 05H12VKE.

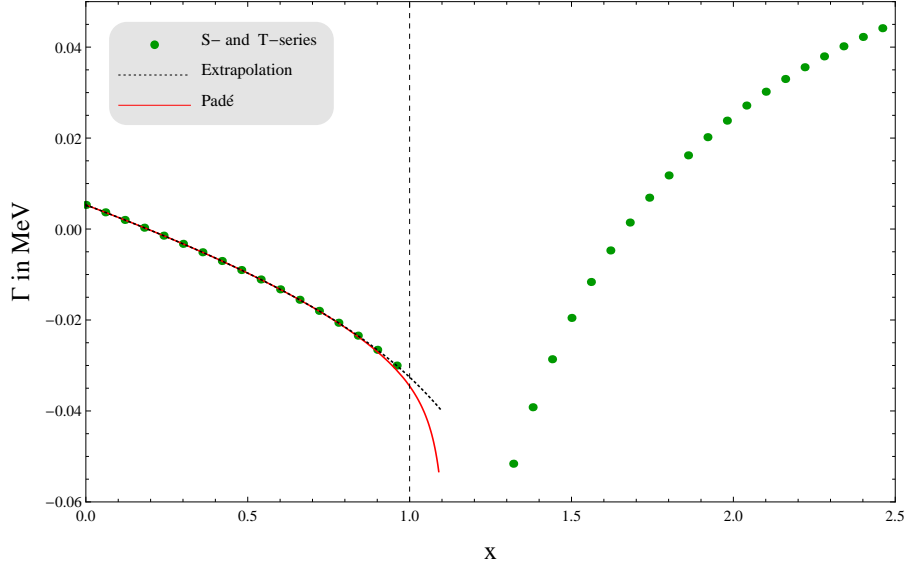


Figure 15: **Combined NNLO plot for the diagrams (f), (g) and (h)** including the  $S$ -series, the  $T$ -series, the extrapolation of the  $S$ -series, the  $[5, 4]$  Padé approximation of the  $S$ -series and the interpolation of the  $S$ - and  $T$ -series. Every series is plotted up to  $\mathcal{O}(x^{\pm 9})$ .

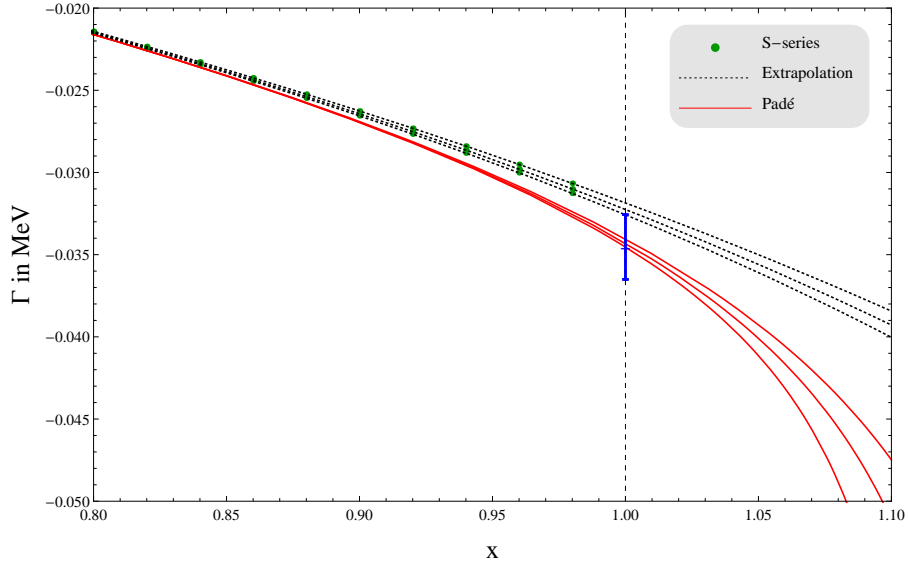


Figure 16: **Combined NNLO plot for the diagrams (f), (g) and (h) on a larger scale** including the  $S$ -series, the extrapolation of the  $S$ -series and the Padé approximation of the  $S$ -series. The  $S$ -series and the extrapolation are plotted up to  $\mathcal{O}(x^{\pm 7})$ ,  $\mathcal{O}(x^{\pm 8})$  and  $\mathcal{O}(x^{\pm 9})$  corresponding to the three curves from top to bottom, respectively. The  $[4, 3]$ ,  $[4, 4]$  and  $[5, 4]$  Padé approximations correspond to the three curves from top to bottom. The error bar serves to determine the uncertainty of the result in Section 3.

## A General Results: Coefficients for $M_W \neq M_Z$

As outlined in Sections 2.2 and 2.3, Eqs. (12) and (45) specify the results of the asymptotic expansions at NLO and NNLO only for the special case  $M_W = M_Z$ . The general results can be obtained by adding expressions of the form (15) and (47) to every asymptotic series with a  $Z$  boson inside the loop, i.e. to the series of the groups (b), (d) and (e) in Figs. 4 and 10. The coefficients  $a_{n,m}$  and  $b_{n,m}$  belong to the NLO electroweak corrections of  $\mathcal{O}(\alpha)$  and the NNLO mixed QCD/electroweak corrections of  $\mathcal{O}(\alpha\alpha_s)$  and will be presented in Sections A.1 and A.2, respectively. Within one group (b), (d) or (e), these coefficients are accompanied by the same prefactor  $P$ , which is split off according to

$$a_{n,m} = P \cdot A_{n,m}, \quad b_{n,m} = P \cdot B_{n,m}. \quad (\text{A.1})$$

$P$  agrees with the prefactors of the corresponding  $s$ -series in Eqs. (12) and (45) and will be indicated individually.

### A.1 Next-To-Leading-Order Decay Width: Electroweak Corrections of Order $\alpha$

Coefficients of group (b):  $P = c_w/s_w (g_q - g_{q'})$

$$\begin{aligned} A_{0,1} &= \frac{3}{4}, A_{0,2} = \frac{1}{4}, A_{0,3} = \frac{1}{8}, A_{0,4} = \frac{3}{40}, A_{0,5} = \frac{1}{20}, A_{0,6} = \frac{1}{28}, A_{0,7} = \frac{3}{112}, A_{0,8} = \frac{1}{48}, \\ A_{0,9} &= \frac{1}{60}, A_{0,10} = \frac{3}{220}, \\ A_{1,1} &= -\frac{5}{36}, A_{1,2} = -\frac{1}{10}, A_{1,3} = -\frac{29}{360}, A_{1,4} = -\frac{43}{630}, A_{1,5} = -\frac{5}{84}, A_{1,6} = -\frac{10}{189}, \\ A_{1,7} &= -\frac{103}{2160}, A_{1,8} = -\frac{43}{990}, A_{1,9} = -\frac{79}{1980}, \\ A_{2,1} &= -\frac{5}{144}, A_{2,2} = -\frac{9}{280}, A_{2,3} = -\frac{149}{5040}, A_{2,4} = -\frac{55}{2016}, A_{2,5} = -\frac{17}{672}, A_{2,6} = -\frac{7}{297}, \\ A_{2,7} &= -\frac{131}{5940}, A_{2,8} = -\frac{237}{11440}, \\ A_{3,1} &= -\frac{23}{2800}, A_{3,2} = -\frac{1}{105}, A_{3,3} = -\frac{17}{1680}, A_{3,4} = -\frac{191}{18480}, A_{3,5} = -\frac{91}{880}, \\ A_{3,6} &= -\frac{329}{32175}, A_{3,7} = -\frac{201}{20020}, \\ A_{4,1} &= -\frac{73}{37800}, A_{4,2} = -\frac{5}{1848}, A_{4,3} = -\frac{547}{166320}, A_{4,4} = -\frac{287}{77220}, A_{4,5} = -\frac{259}{64350}, \\ A_{4,6} &= -\frac{7}{1650}, \\ A_{5,1} &= -\frac{53}{116424}, A_{5,2} = -\frac{3}{4004}, A_{5,3} = -\frac{445}{432432}, A_{5,4} = -\frac{173}{135135}, A_{5,5} = -\frac{3}{2002}, \\ A_{6,1} &= -\frac{145}{1345344}, A_{6,2} = -\frac{7}{34320}, A_{6,3} = -\frac{41}{131040}, A_{6,4} = -\frac{2319}{5445440}, \\ A_{7,1} &= -\frac{19}{741312}, A_{7,2} = -\frac{2}{36465}, A_{7,3} = -\frac{977}{10501920}, \\ A_{8,1} &= -\frac{241}{39382200}, A_{8,2} = -\frac{27}{1847560}, \\ A_{9,1} &= -\frac{149}{101615800}. \end{aligned} \quad (\text{A.2})$$

Coefficients of group (d):  $P = g_q^2 + g_{q'}^2$

$$\begin{aligned}
A_{0,1} &= -\frac{1}{4}, A_{0,2} = -\frac{1}{8}, A_{0,3} = -\frac{1}{12}, A_{0,4} = -\frac{1}{16}, A_{0,5} = -\frac{1}{20}, A_{0,6} = -\frac{1}{24}, A_{0,7} = -\frac{1}{28}, \\
A_{0,8} &= -\frac{1}{32}, A_{0,9} = -\frac{1}{36}, A_{0,10} = -\frac{1}{40}, \\
A_{1,m} &= 0, \\
A_{2,m} &= 0, \\
A_{3,m} &= 0, \\
A_{4,m} &= 0, \\
A_{5,m} &= 0, \\
A_{6,m} &= 0, \\
A_{7,m} &= 0, \\
A_{8,m} &= 0, \\
A_{9,m} &= 0.
\end{aligned} \tag{A.3}$$

Coefficients of group (e):  $P = g_q g_{q'}$

$$\begin{aligned}
A_{0,1} &= \frac{1}{2}, A_{0,2} = \frac{1}{4}, A_{0,3} = \frac{1}{6}, A_{0,4} = \frac{1}{8}, A_{0,5} = \frac{1}{10}, A_{0,6} = \frac{1}{12}, A_{0,7} = \frac{1}{14}, A_{0,8} = \frac{1}{16}, \\
A_{0,9} &= \frac{1}{18}, A_{0,10} = \frac{1}{20}, \\
A_{1,1} &= \frac{5}{18} - \frac{1}{3} \ln x, A_{1,2} = \frac{1}{9} - \frac{1}{3} \ln x, A_{1,3} = -\frac{1}{3} \ln x, A_{1,4} = -\frac{1}{12} - \frac{1}{3} \ln x, \\
A_{1,5} &= -\frac{3}{20} - \frac{1}{3} \ln x, A_{1,6} = -\frac{37}{180} - \frac{1}{3} \ln x, A_{1,7} = -\frac{319}{1260} - \frac{1}{3} \ln x, \\
A_{1,8} &= -\frac{743}{2520} - \frac{1}{3} \ln x, A_{1,9} = -\frac{2509}{7560} - \frac{1}{3} \ln x, \\
A_{2,1} &= -\frac{7}{72} + \frac{1}{6} \ln x, A_{2,2} = -\frac{1}{16} + \frac{1}{4} \ln x, A_{2,3} = \frac{1}{3} \ln x, A_{2,4} = \frac{1}{12} + \frac{5}{12} \ln x, \\
A_{2,5} &= \frac{11}{60} + \frac{1}{2} \ln x, A_{2,6} = \frac{107}{360} + \frac{7}{12} \ln x, A_{2,7} = \frac{533}{1260} + \frac{2}{3} \ln x, A_{2,8} = \frac{1879}{3360} + \frac{3}{4} \ln x, \\
A_{3,1} &= \frac{9}{200} - \frac{1}{10} \ln x, A_{3,2} = \frac{1}{25} - \frac{1}{5} \ln x, A_{3,3} = -\frac{1}{3} \ln x, A_{3,4} = -\frac{1}{12} - \frac{1}{2} \ln x, \\
A_{3,5} &= -\frac{13}{60} - \frac{7}{10} \ln x, A_{3,6} = -\frac{73}{180} - \frac{14}{15} \ln x, A_{3,7} = -\frac{55}{84} - \frac{6}{5} \ln x, \\
A_{4,1} &= -\frac{11}{450} + \frac{1}{15} \ln x, A_{4,2} = -\frac{1}{36} + \frac{1}{6} \ln x, A_{4,3} = \frac{1}{3} \ln x, A_{4,4} = \frac{1}{12} + \frac{7}{12} \ln x, \\
A_{4,5} &= \frac{1}{4} + \frac{14}{15} \ln x, A_{4,6} = \frac{191}{360} + \frac{7}{5} \ln x, \\
A_{5,1} &= \frac{13}{882} - \frac{1}{21} \ln x, A_{5,2} = \frac{1}{49} - \frac{1}{7} \ln x, A_{5,3} = -\frac{1}{3} \ln x, A_{5,4} = -\frac{1}{12} - \frac{2}{3} \ln x, \\
A_{5,5} &= -\frac{17}{60} - \frac{6}{5} \ln x, \\
A_{6,1} &= -\frac{15}{1568} + \frac{1}{28} \ln x, A_{6,2} = -\frac{1}{64} + \frac{1}{8} \ln x, A_{6,3} = \frac{1}{3} \ln x, A_{6,4} = \frac{1}{12} + \frac{3}{4} \ln x, \\
A_{7,1} &= \frac{17}{2592} - \frac{1}{36} \ln x, A_{7,2} = \frac{1}{81} - \frac{1}{9} \ln x, A_{7,3} = -\frac{1}{3} \ln x,
\end{aligned} \tag{A.4}$$

$$\begin{aligned}
A_{8,1} &= -\frac{19}{4050} + \frac{1}{45} \ln x, \quad A_{8,2} = -\frac{1}{100} + \frac{1}{10} \ln x, \\
A_{9,1} &= \frac{21}{6050} - \frac{1}{55} \ln x.
\end{aligned} \tag{A.4}$$

## A.2 Next-To-Next-To-Leading-Order Decay Width: Mixed QCD/Electroweak Corrections of Order $\alpha \alpha_s$

Coefficients of group (b):  $P = c_w/s_w (g_q - g_{q'})$

$$\begin{aligned}
B_{0,1} &= \frac{1}{2}, B_{0,2} = \frac{1}{6}, B_{0,3} = \frac{1}{12}, B_{0,4} = \frac{1}{20}, B_{0,5} = \frac{1}{30}, \\
B_{1,1} &= -\frac{7}{36}, B_{1,2} = -\frac{73}{540}, B_{1,3} = -\frac{19}{180}, B_{1,4} = -\frac{11}{126}, B_{1,5} = -\frac{113}{1512}, \\
B_{2,1} &= -\frac{89}{2160}, B_{2,2} = -\frac{127}{3360}, B_{2,3} = -\frac{13}{378}, B_{2,4} = -\frac{95}{3024}, B_{2,5} = -\frac{97}{3360}, \\
B_{3,1} &= -\frac{29}{3150}, B_{3,2} = -\frac{67}{6300}, B_{3,3} = -\frac{17}{1512}, B_{3,4} = -\frac{95}{8316}, B_{3,5} = -\frac{1351}{118800}, \\
B_{4,1} &= -\frac{53}{25200}, B_{4,2} = -\frac{587}{199584}, B_{4,3} = -\frac{593}{166320}, B_{4,4} = -\frac{4963}{1235520}, B_{4,5} = -\frac{5023}{1158300}, \\
B_{5,1} &= -\frac{851}{1746360}, B_{5,2} = -\frac{2021}{2522520}, B_{5,3} = -\frac{509}{463320}, B_{5,4} = -\frac{79}{57915}, \\
B_{6,1} &= -\frac{1381}{12108096}, B_{6,2} = -\frac{41}{190080}, B_{6,3} = -\frac{134}{405405}, \\
B_{7,1} &= -\frac{349}{12972960}, B_{7,2} = -\frac{4759}{82702620}, \\
B_{8,1} &= -\frac{3017}{472586400}.
\end{aligned} \tag{A.5}$$

Coefficients of group (d):  $P = g_q^2 + g_{q'}^2$

$$\begin{aligned}
B_{0,m} &= 0 \\
B_{1,1} &= -\frac{55}{243} + \frac{16}{81} \ln x - \frac{1}{27} \ln^2 x, \quad B_{1,2} = -\frac{31}{243} + \frac{13}{81} \ln x - \frac{1}{27} \ln^2 x, \\
B_{1,3} &= -\frac{2}{27} + \frac{11}{81} \ln x - \frac{1}{27} \ln^2 x, \quad B_{1,4} = -\frac{13}{324} + \frac{19}{162} \ln x - \frac{1}{27} \ln^2 x, \\
B_{1,5} &= -\frac{1}{60} + \frac{83}{810} \ln x - \frac{1}{27} \ln^2 x, \\
B_{2,1} &= -\frac{91}{7776} + \frac{5}{324} \ln x - \frac{1}{216} \ln^2 x, \quad B_{2,2} = -\frac{17}{1728} + \frac{1}{54} \ln x - \frac{1}{144} \ln^2 x, \\
B_{2,3} &= -\frac{1}{144} + \frac{13}{648} \ln x - \frac{1}{108} \ln^2 x, \quad B_{2,4} = -\frac{19}{5184} + \frac{53}{2592} \ln x - \frac{5}{432} \ln^2 x, \\
B_{2,5} &= -\frac{1}{3240} + \frac{43}{2160} \ln x - \frac{1}{72} \ln^2 x, \\
B_{3,1} &= -\frac{47}{30000} + \frac{37}{13500} \ln x - \frac{1}{900} \ln^2 x, \quad B_{3,2} = -\frac{119}{67500} + \frac{59}{13500} \ln x - \frac{1}{450} \ln^2 x, \\
B_{3,3} &= -\frac{1}{675} + \frac{47}{8100} \ln x - \frac{1}{270} \ln^2 x, \quad B_{3,4} = -\frac{1}{1296} + \frac{37}{5400} \ln x - \frac{1}{180} \ln^2 x, \\
B_{3,5} &= \frac{47}{162000} + \frac{199}{27000} \ln x - \frac{7}{900} \ln^2 x,
\end{aligned} \tag{A.6}$$

$$\begin{aligned}
B_{4,1} &= -\frac{407}{1215000} + \frac{59}{81000} \ln x - \frac{1}{2700} \ln^2 x, B_{4,2} = -\frac{23}{48600} + \frac{47}{32400} \ln x - \frac{1}{1080} \ln^2 x, \\
B_{4,3} &= -\frac{1}{2160} + \frac{37}{16200} \ln x - \frac{1}{540} \ln^2 x, B_{4,4} = -\frac{31}{129600} + \frac{199}{64800} \ln x - \frac{7}{2160} \ln^2 x, \\
B_{4,5} &= \frac{1}{4320} + \frac{293}{81000} \ln x - \frac{7}{1350} \ln^2 x, \\
B_{5,1} &= -\frac{1391}{14586075} + \frac{172}{694575} \ln x - \frac{1}{6615} \ln^2 x, \\
B_{5,2} &= -\frac{263}{1620675} + \frac{137}{231525} \ln x - \frac{1}{2205} \ln^2 x, B_{5,3} = -\frac{2}{11025} + \frac{107}{99225} \ln x - \frac{1}{945} \ln^2 x, \\
B_{5,4} &= -\frac{37}{396900} + \frac{323}{198450} \ln x - \frac{2}{945} \ln^2 x, \\
B_{6,1} &= -\frac{365}{11063808} + \frac{59}{592704} \ln x - \frac{1}{14112} \ln^2 x, \\
B_{6,2} &= -\frac{89}{1354752} + \frac{47}{169344} \ln x - \frac{1}{4032} \ln^2 x, B_{6,3} = -\frac{1}{12096} + \frac{73}{127008} \ln x - \frac{1}{1512} \ln^2 x, \\
B_{7,1} &= -\frac{3247}{246903552} + \frac{155}{3429216} \ln x - \frac{1}{27216} \ln^2 x, \\
B_{7,2} &= -\frac{463}{15431472} + \frac{247}{1714608} \ln x - \frac{1}{6804} \ln^2 x, \\
B_{8,1} &= -\frac{2299}{393660000} + \frac{197}{8748000} \ln x - \frac{1}{48600} \ln^2 x.
\end{aligned} \tag{A.6}$$

Coefficients of group (e):  $P = g_q g_{q'}$

$$\begin{aligned}
B_{0,m} &= 0, \\
B_{1,1} &= \frac{53}{27} - \frac{4}{3} \zeta(3) - \frac{4}{3} \ln x - \frac{1}{3} \ln^2 x, B_{1,2} = \frac{35}{27} - \frac{4}{3} \zeta(3) - \frac{5}{3} \ln x - \frac{1}{3} \ln^2 x, \\
B_{1,3} &= \frac{20}{27} - \frac{4}{3} \zeta(3) - \frac{17}{9} \ln x - \frac{1}{3} \ln^2 x, B_{1,4} = \frac{29}{108} - \frac{4}{3} \zeta(3) - \frac{37}{18} \ln x - \frac{1}{3} \ln^2 x, \\
B_{1,5} &= -\frac{77}{540} - \frac{4}{3} \zeta(3) - \frac{197}{90} \ln x - \frac{1}{3} \ln^2 x, \\
B_{2,1} &= -\frac{79}{1296} + \frac{2}{3} \zeta(3) + \frac{23}{18} \ln x - \frac{7}{18} \ln^2 x, B_{2,2} = \frac{473}{864} + \zeta(3) + \frac{55}{36} \ln x - \frac{7}{12} \ln^2 x, \\
B_{2,3} &= \frac{803}{648} + \frac{4}{3} \zeta(3) + \frac{89}{54} \ln x - \frac{7}{9} \ln^2 x, B_{2,4} = \frac{5083}{2592} + \frac{5}{3} \zeta(3) + \frac{361}{216} \ln x - \frac{35}{36} \ln^2 x, \\
B_{2,5} &= \frac{43}{16} + 2 \zeta(3) + \frac{97}{60} \ln x - \frac{7}{6} \ln^2 x, \\
B_{3,1} &= -\frac{791}{1200} - \frac{2}{5} \zeta(3) - \frac{13}{30} \ln x, B_{3,2} = -\frac{307}{200} - \frac{4}{5} \zeta(3) - \frac{13}{15} \ln x, \\
B_{3,3} &= -\frac{205}{72} - \frac{4}{3} \zeta(3) - \frac{13}{9} \ln x, B_{3,4} = -\frac{667}{144} - 2 \zeta(3) - \frac{13}{6} \ln x, \\
B_{3,5} &= -\frac{4981}{720} - \frac{14}{5} \zeta(3) - \frac{91}{30} \ln x, \\
B_{4,1} &= \frac{171079}{243000} + \frac{4}{15} \zeta(3) + \frac{233}{810} \ln x - \frac{11}{45} \ln^2 x, \\
B_{4,2} &= \frac{185059}{97200} + \frac{2}{3} \zeta(3) + \frac{769}{1620} \ln x - \frac{11}{18} \ln^2 x, \\
B_{4,3} &= \frac{192749}{48600} + \frac{4}{3} \zeta(3) + \frac{439}{810} \ln x - \frac{11}{9} \ln^2 x,
\end{aligned} \tag{A.7}$$



$$\begin{aligned}
B_{4,4} &= \frac{1375583}{194400} + \frac{7}{3} \zeta(3) + \frac{1093}{3240} \ln x - \frac{77}{36} \ln^2 x, \\
B_{4,5} &= \frac{2767561}{243000} + \frac{56}{15} \zeta(3) - \frac{1279}{4050} \ln x - \frac{154}{45} \ln^2 x, \\
B_{5,1} &= -\frac{16099}{23814} - \frac{4}{21} \zeta(3) - \frac{37}{567} \ln x, \quad B_{5,2} = -\frac{8179}{3969} - \frac{4}{7} \zeta(3) - \frac{37}{189} \ln x, \\
B_{5,3} &= -\frac{8290}{1701} - \frac{4}{3} \zeta(3) - \frac{37}{81} \ln x, \quad B_{5,4} = -\frac{67097}{6804} - \frac{8}{3} \zeta(3) - \frac{74}{81} \ln x, \\
B_{6,1} &= \frac{529489097}{889056000} + \frac{1}{7} \zeta(3) + \frac{689}{15120} \ln x - \frac{143}{840} \ln^2 x, \\
B_{6,2} &= \frac{535276697}{254016000} + \frac{1}{2} \zeta(3) - \frac{65}{6048} \ln x - \frac{143}{240} \ln^2 x, \\
B_{6,3} &= \frac{534935447}{95256000} + \frac{4}{3} \zeta(3) - \frac{9659}{22680} \ln x - \frac{143}{90} \ln^2 x, \\
B_{7,1} &= -\frac{259882013}{489888000} - \frac{1}{9} \zeta(3) + \frac{763}{19440} \ln x - \frac{7}{1080} \ln^2 x, \\
B_{7,2} &= -\frac{257478563}{122472000} - \frac{4}{9} \zeta(3) + \frac{1463}{9720} \ln x - \frac{7}{270} \ln^2 x, \\
B_{8,1} &= \frac{13910828791}{30005640000} + \frac{4}{45} \zeta(3) - \frac{52699}{1701000} \ln x - \frac{403}{3150} \ln^2 x.
\end{aligned} \tag{A.7}$$

## References

- [1] UA1 Collaboration, G. Arnison *et al.*, “Experimental Observation of Isolated Large Transverse Energy Electrons with Associated Missing Energy at  $\sqrt{s} = 540$  GeV,” *Phys.Lett.* **B122** (1983) 103–116.
- [2] UA2 Collaboration, M. Banner *et al.*, “Observation of Single Isolated Electrons of High Transverse Momentum in Events with Missing Transverse Energy at the CERN  $\bar{p}p$  Collider,” *Phys.Lett.* **B122** (1983) 476–485.
- [3] ALEPH Collaboration, DELPHI Collaboration, L3 Collaboration, OPAL Collaboration, LEP Electroweak Working Group, J. Alcaraz *et al.*, “A Combination of Preliminary Electroweak Measurements and Constraints on the Standard Model,” [arXiv:hep-ex/0612034](#) [hep-ex].
- [4] CDF Collaboration, D0 Collaboration, T. E. W. Group, “Updated Combination of CDF and D0 Results for the Mass of the  $W$  Boson,” [arXiv:0908.1374](#) [hep-ex].
- [5] Particle Data Group, J. Beringer *et al.*, “Review of Particle Physics (RPP),” *Phys.Rev.* **D86** (2012) 010001.
- [6] E. Longo *et al.*, in ”EFCA Workshop on LEP200”, CERN-87-08, eds. A. Böhm and W. Hoogland, vol. 1, 85.
- [7] W. Marciano and A. Sirlin, “Deviations from Electron-Muon Universality in the Leptonic Decays of the Intermediate Bosons,” *Phys.Rev.* **D8** (1973) 3612–3615.
- [8] D. Albert, W. Marciano, D. Wyler and Z. Parsa, “Decays of Intermediate Vector Bosons, Radiative Corrections and QCD Jets,” *Nucl.Phys.* **B166** (1980) 460.

- [9] K. Inoue, A. Kakuto, H. Komatsu and S. Takeshita, “Radiative Corrections for  $W \rightarrow e \bar{\nu}_e$  Decay in the Weinberg-Salam Model with Arbitrary Number of Generations,” *Prog.Theor.Phys.* **64** (1980) 1008.
- [10] M. Consoli, S. Lo Presti and L. Maiani, “Higher-Order Effects and the Vector Boson Physical Parameters,” *Nucl.Phys.* **B223** (1983) 474.
- [11] D. Y. Bardin, S. Riemann and T. Riemann, “Electroweak One-Loop Corrections to the Decay of the Charged Vector Boson,” *Z.Phys.* **C32** (1986) 121–125.
- [12] F. Jegerlehner, “Vector Boson Parameters: Scheme Dependence and Theoretical Uncertainties,” *Z.Phys.* **C32** (1986) 425.
- [13] T. Chang, K. Gaemers and W. van Neerven, “QCD Corrections to the Mass and Width of the Intermediate Vector Bosons,” *Nucl.Phys.* **B202** (1982) 407.
- [14] T. Alvarez, A. Leites and J. Terron, “Top Mass Corrections to Weak Boson Decays,” *Nucl.Phys.* **B301** (1988) 1.
- [15] A. Denner and T. Sack, “The  $W$  Boson Width,” *Z.Phys.* **C46** (1990) 653–663.
- [16] B. Kniehl, F. Madricardo and M. Steinhauser, “Gauge Independent  $W$  Boson Partial Decay Widths,” *Phys.Rev.* **D62** (2000) 073010, [arXiv:hep-ph/0005060](#) [[hep-ph](#)].
- [17] S. Gorishnii, A. Kataev and S. Larin, “The  $\mathcal{O}(\alpha_s^3)$  Corrections to  $\sigma_{tot}(e^+e^- \rightarrow \text{Hadrons})$  and  $\Gamma(\tau \rightarrow \nu_\tau + \text{Hadrons})$  in QCD,” *Phys.Lett.* **B259** (1991) 144–150.
- [18] L. Surguladze and M. Samuel, “Total Hadronic Cross Section in  $e^+e^-$  Annihilation at the Four-Loop Level of Perturbative QCD,” *Phys.Rev.Lett.* **66** (1991) 560–563.
- [19] K. Chetyrkin, “Corrections of  $\mathcal{O}(\alpha_s^3)$  to  $R(\text{had})$  in pQCD with Light Gluinos,” *Phys.Lett.* **B391** (1997) 402–412, [arXiv:hep-ph/9608480](#) [[hep-ph](#)].
- [20] K. Chetyrkin and J. Kühn, “Quadratic Mass Corrections of  $\mathcal{O}(\alpha_s^3 m_q^2/s)$  to the Decay Rate of  $Z$  and  $W$  Bosons,” *Phys.Lett.* **B406** (1997) 102–109, [arXiv:hep-ph/9609202](#) [[hep-ph](#)].
- [21] P. Baikov, K. Chetyrkin and J. H. Kühn, “ $\mathcal{O}(\alpha_s^4)$  QCD Corrections to  $Z$  and  $\tau$  Decays,” *Phys.Rev.Lett.* **101** (2008) 012002, [arXiv:0801.1821](#) [[hep-ph](#)].
- [22] A. Czarnecki and J. H. Kühn, “Nonfactorizable QCD and Electroweak Corrections to the Hadronic  $Z$  Boson Decay Rate,” *Phys.Rev.Lett.* **77** (1996) 3955–3958, [arXiv:hep-ph/9608366](#) [[hep-ph](#)].
- [23] T. Seidensticker, “Drei-Schleifen-Korrekturen im Standardmodell unter Verwendung von asymptotischen Entwicklungen” (Diploma Thesis, Universität Karlsruhe, 1998).
- [24] R. Harlander, T. Seidensticker and M. Steinhauser, “Complete Corrections of  $\mathcal{O}(\alpha \alpha_s)$  to the Decay of the  $Z$  Boson into Bottom Quarks,” *Phys.Lett.* **B426** (1998) 125–132, [arXiv:hep-ph/9712228](#) [[hep-ph](#)].

- [25] J. Fleischer, F. Jegerlehner, M. Tentyukov and O. Veretin, “Nonfactorizable  $\mathcal{O}(\alpha\alpha_s)$  Corrections to the Process  $Z \rightarrow b\bar{b}$ ,” *Phys.Lett.* **B459** (1999) 625–630, [arXiv:hep-ph/9904256](#) [hep-ph].
- [26] V. Smirnov, *Applied Asymptotic Expansions in Momenta and Masses*. Springer, 2001.
- [27] R. Harlander and M. Steinhauser, “Automatic Computation of Feynman Diagrams,” *Prog.Part.Nucl.Phys.* **43** (1999) 167–228, [arXiv:hep-ph/9812357](#) [hep-ph].
- [28] R. Harlander, “Asymptotic Expansions: Methods and Applications,” *Acta Phys.Polon.* **B30** (1999) 3443–3462, [arXiv:hep-ph/9910496](#) [hep-ph].
- [29] T. Seidensticker, “Automatic Application of Successive Asymptotic Expansions of Feynman Diagrams,” [arXiv:hep-ph/9905298](#) [hep-ph].
- [30] J. Fleischer and O. Tarasov, “Calculation of Feynman Diagrams from Their Small Momentum Expansion,” *Z.Phys.* **C64** (1994) 413–426, [arXiv:hep-ph/9403230](#) [hep-ph].
- [31] D. J. Broadhurst, P. Baikov, V. Ilyin, J. Fleischer, O. Tarasov *et al.*, “Two-Loop Gluon-Condensate Contributions to Heavy-Quark Current Correlators: Exact Results and Approximations,” *Phys.Lett.* **B329** (1994) 103–110, [arXiv:hep-ph/9403274](#) [hep-ph].
- [32] K. Chetyrkin, J. H. Kühn and M. Steinhauser, “Three-Loop Polarization Function and  $\mathcal{O}(\alpha_s^2)$  Corrections to the Production of Heavy Quarks,” *Nucl.Phys.* **B482** (1996) 213–240, [arXiv:hep-ph/9606230](#) [hep-ph].
- [33] D. J. Broadhurst, J. Fleischer and O. Tarasov, “Two-Loop Two-Point Functions with Masses: Asymptotic Expansions and Taylor Series, in Any Dimension,” *Z.Phys.* **C60** (1993) 287–302, [arXiv:hep-ph/9304303](#) [hep-ph].
- [34] P. Baikov and D. J. Broadhurst, “Three-Loop QED Vacuum Polarization and the Four-Loop Muon Anomalous Magnetic Moment,” [arXiv:hep-ph/9504398](#) [hep-ph].
- [35] V. Smirnov, *Feynman Integral Calculus*. Springer, 2006.
- [36] K. Chetyrkin and F. Tkachov, “Integration by Parts: The Algorithm to Calculate  $\beta$  Functions in Four Loops,” *Nucl.Phys.* **B192** (1981) 159–204.
- [37] P. Nogueira, “Automatic Feynman Graph Generation,” *J.Comput.Phys.* **105** (1993) 279–289.
- [38] T. Seidensticker, ”Using Q2E And EXP”, 2002.
- [39] M. Steinhauser, “MATAD: A Program Package for the Computation of Massive TADpoles,” *Comput.Phys.Commun.* **134** (2001) 335–364, [arXiv:hep-ph/0009029](#) [hep-ph].
- [40] S. Larin, F. Tkachov and J. Vermaseren, “The FORM Version of MINCER,” NIKHEF-H-91-18.

- [41] J. Vermaseren, “The Symbolic Manipulation Program FORM,” KEK-TH-326, KEK-PREPRINT-92-1.
- [42] J. Vermaseren, “New features of FORM,” [arXiv:math-ph/0010025](#) [[math-ph](#)].
- [43] A. Smirnov, “Algorithm FIRE - Feynman Integral REduction,” *JHEP* **0810** (2008) 107, [arXiv:0807.3243](#) [[hep-ph](#)].
- [44] T. Hahn, “Generating Feynman Diagrams and Amplitudes with FEYNARTS 3,” *Comput.Phys.Commun.* **140** (2001) 418–431, [arXiv:hep-ph/0012260](#) [[hep-ph](#)].
- [45] T. Hahn, “Feynman Diagram Calculations with FEYNARTS, FORMCALC and LOOPTOOLS,” *PoS ACAT2010* (2010) 078, [arXiv:1006.2231](#) [[hep-ph](#)].
- [46] R. Mertig, M. Böhm and A. Denner, “FEYNALC: Computer Algebraic Calculation of Feynman Amplitudes,” *Comput.Phys.Commun.* **64** (1991) 345–359.
- [47] A. Denner, “Techniques for Calculation of Electroweak Radiative Corrections at the One-loop Level and Results for  $W$  Physics At LEP-200,” *Fortsch.Phys.* **41** (1993) 307–420, [arXiv:0709.1075](#) [[hep-ph](#)].
- [48] A. Sirlin, “Radiative Corrections in the  $SU(2)_L \times U(1)$  Theory: A Simple Renormalization Framework,” *Phys.Rev.* **D22** (1980) 971–981.
- [49] CMS Collaboration, S. Chatrchyan *et al.*, “Observation of a New Boson at a Mass of 125 GeV with the CMS Experiment at the LHC,” *Phys.Lett.* **B716** (2012) 30–61, [arXiv:1207.7235](#) [[hep-ex](#)].
- [50] ATLAS Collaboration, G. Aad *et al.*, “Observation of a New Particle in the Search for the Standard Model Higgs Boson with the ATLAS Detector at the LHC,” *Phys.Lett.* **B716** (2012) 1–29, [arXiv:1207.7214](#) [[hep-ex](#)].