

Gluon spectral functions and transport coefficients in Yang–Mills theory

Michael Haas,^{1,2} Leonard Fister,³ and Jan M. Pawłowski^{1,2}

¹*Institut für Theoretische Physik, Universität Heidelberg, Philosophenweg 16, 69120 Heidelberg, Germany*

²*ExtreMe Matter Institute EMMI, GSI Helmholtzzentrum für*

Schwerionenforschung mbH, Planckstr. 1, D-64291 Darmstadt, Germany

³*Department for Mathematical Physics, National University of Ireland Maynooth, Maynooth, Ireland*

We compute non-perturbative gluon spectral functions at finite temperature in quenched QCD with the maximum entropy method. We also provide a closed loop equation for the spectral function of the energy-momentum tensor in terms of the gluon spectral function.

This setup is then used for computing the shear viscosity over entropy ratio η/s in a temperature range from about $0.4 T_c$ to $4.5 T_c$. The ratio η/s has a minimum at about $1.25 T_c$ with the value of about 0.115. We also discuss extensions of the present results to QCD.

PACS numbers: 12.38.Aw, 11.10.Wx, 11.15.Tk

Introduction

Heavy-ion collisions at RHIC (Brookhaven) revealed about a decade ago, that the quark-gluon-plasma (QGP) is well-described by hydrodynamics [1]. It was also suggested that the QGP might be close to exhibit perfect fluidity signaled by a (almost) vanishing viscosity over entropy ratio η/s . Since then, many efforts have been made to increase the insight into the dynamics of the hot plasma, for a review see [2].

The ratio η/s has been conjectured to satisfy a universal lower bound (KSS-bound) of $1/4\pi$ derived within the AdS-CFT correspondence [3]. Such a minimum can already be motivated within a quasi-particle picture: there, shear viscosity relates to a cross section, while the entropy density encodes the phase space volume of the quasi-particle. In the quasi-particle picture both quantities are related and their ratio is bounded from below.

Measurements of the elliptic flow variable v_2 at RHIC and CERN indeed indicate a shear viscosity to entropy ratio for the QGP which is of the order of the AdS-CFT bound [4, 5]. In turn, theoretical approaches to this quantity have to face the problem that perturbation theory is not applicable in the vicinity of the confinement-deconfinement transition temperature, and for a strongly correlated plasma.

Transport coefficients can be obtained from the spectral function of the energy-momentum tensor via the Kubo relations [6]. However, most non-perturbative methods such as lattice QCD and functional continuum methods are so far limited to the computation of Euclidean correlation functions of the energy-momentum tensor, see e.g. [7–10] for lattice results. The related spectral function is then obtained via an integral equation. The latter has to be inverted from a discrete set of points, or more generally from numerical data, for example with the maximum entropy method (MEM), e.g. [11] or the Tikhonov regularization, e.g. [12]. So far, the resulting spectral functions $\rho(\omega, \vec{p})$ are subject to large statistical as well as systematical errors.

In principle, MEM and similar inversion methods are powerful tools for providing reliable spectral functions, but this requires accurate initial Euclidean correlation

functions and some knowledge about their real-time asymptotics and complex structure. Whether such a situation applies directly to the correlation function of the energy-momentum tensor is difficult to answer and is part of the systematic error.

In the present work we apply MEM for the computation of the gluon spectral functions in Landau gauge Yang–Mills theory at finite temperature from Euclidean propagators obtained from FRG calculations [13]. It is well known that the gluon spectral function exhibits positivity violation, e.g. [14], and we implement an adjustment of MEM for non-positive functions. We provide gluonic spectral functions for $0.4 T_c \lesssim T \lesssim 4.5 T_c$. Moreover, the zero temperature extrapolation of our results agrees well with the direct $T = 0$ computation with Dyson–Schwinger equations in [15].

The gluon spectral functions are then used to compute the viscosity over entropy ratio in this temperature range from a compact closed expression of the spectral function of the energy-momentum tensor in terms of gluon propagators and classical and full vertices.

Maximum Entropy Method

The spectral function $\rho(\omega, \vec{p})$ is related to the Euclidean propagator $G(i\omega_n, \vec{p})$ via the integral equation

$$G(\tau, \vec{p}) = \int_0^\infty \frac{d\omega}{2\pi} K_T(\tau, \omega) \rho(\omega, \vec{p}), \quad (1)$$

with

$$K_T(\tau, \omega) = (1 + n(\omega))e^{-\omega\tau} + n(\omega)e^{\omega\tau}, \quad (2)$$

with thermal distribution $n(\omega) = 1/(e^{\omega/T} - 1)$. In (1), $G(\tau, \vec{p})$ denotes the Fourier transform of the Euclidean propagator $G(i\omega_n, \vec{p})$ in a slight abuse of notation.

The inversion of (1) is not unique, and it is necessary to include information on the general shape of the spectral function. That is achieved by introducing a positive model function $m(\omega, \vec{p})$, containing all available information on the asymptotic behavior (shape) of $\rho(\omega, \vec{p})$. In practice $m(\omega, \vec{p})$ encodes the correct UV behavior known

from perturbation theory. MEM minimizes the quantity $Q(\vec{p}) = L(\vec{p}) - \alpha S(\vec{p})$ with

$$L(\vec{p}) = \frac{1}{2} \int_0^{\frac{\beta}{2}} \frac{d\tau}{\sigma^2(\tau, \vec{p})} (G(\tau, \vec{p}) - G_\rho(\tau, \vec{p}))^2, \quad (3)$$

and

$$S(\vec{p}) = \int_0^\infty d\omega [\rho(\omega, \vec{p}) - m(\omega, \vec{p}) - \rho(\omega, \vec{p}) \log \frac{\rho(\omega, \vec{p})}{m(\omega, \vec{p})}]. \quad (4)$$

Here $\sigma(\tau, \vec{p})$ encodes the uncertainties of the input correlator. In (3) $G_\rho(\tau, \vec{p})$ denotes the propagator calculated from the MEM spectral function via (1). The likelihood term (3) and the entropy term (4) of Shannon-Jaynes type [16] are related by the weight parameter α . The weight parameter regulates the relative importance of the model with respect to the correlator, and can be integrated out, see e.g. [11].

For positive model functions, the MEM ansatz for the spectral function is intrinsically positive. However, the gluon spectral functions $\rho(\omega, \vec{p})$ show positivity violation for large frequencies and sufficiently low momenta. This property relates to the fact that the gluon is no asymptotic state, and is taken into account by parameterizing the spectral functions as a difference of two positive model functions: $\rho(\omega, \vec{p}) = \rho_s(\omega, \vec{p}) - s(\omega, \vec{p})$. Such splittings have been also used for, e.g., quark spectral functions, for recent work see [17]. The shift function $s(\omega, \vec{p})$ should allow for a finite violation of positivity, i.e. no poles and essential singularities. The propagator corresponding to $\rho_s(\omega, \vec{p})$ is

$$G_s(\tau, \vec{p}) = G(\tau, \vec{p}) + \Delta G(\tau, \vec{p}) \quad (5)$$

where

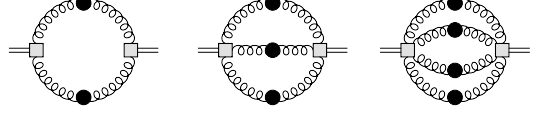
$$\Delta G(\tau, \vec{p}) = \int_0^\infty \frac{d\omega}{2\pi} K_T(\tau, \omega) s(\omega, \vec{p}). \quad (6)$$

The finiteness of the integral (6) is guaranteed by the known, perturbative, asymptotic behavior of $\rho(\omega, \vec{p})$.

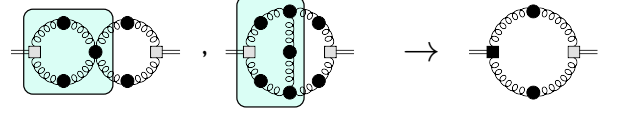
Viscosity

One of the main goals of the present work is the computation of the viscosity over entropy ratio η/s as a function of temperature in the vicinity of the phase transition temperature. With the Kubo relation the shear viscosity η is computed from the slope of the spectral function $\rho_{\pi\pi}$ of the spatial, traceless part of the energy-momentum tensor π_{ij} at vanishing frequency,

$$\eta = \lim_{\omega \rightarrow 0} \frac{1}{20} \frac{\rho_{\pi\pi}(\omega, \vec{0})}{\omega}, \quad (7)$$



(a) The three different classes of diagrams: two energy-momentum tensors (double lines) connected by 2,3,4 full internal gluon propagators.



(b) Examples for effective energy-momentum tensor vertex corrections for the one-loop diagram in Fig. 1a.

FIG. 1: Diagrams contributing to the energy-momentum tensor spectral function.

with

$$\rho_{\pi\pi}(\omega, \vec{p}) = \int \frac{dx_0}{2\pi} \int \frac{d^3x}{(2\pi)^3} e^{-i\omega x_0 + i\vec{p}\vec{x}} \langle [\pi_{ij}(x), \pi_{ij}(0)] \rangle. \quad (8)$$

For the computation of (8) we use that general correlation functions can be written in terms of propagators and field derivatives, see e.g. [18],

$$\langle \pi_{ij}[A] \pi_{ij}[A] \rangle = \pi_{ij} [G_{A\phi_i} \cdot \frac{\delta}{\delta \phi_i} + \bar{A}] \pi_{ij} [G_{A\phi_i} \cdot \frac{\delta}{\delta \phi_i} + \bar{A}], \quad (9)$$

where $\phi = (\bar{A}, C, \bar{C})$ stands for the expectation values of the fields, e.g. $\bar{A} = \langle A \rangle$, and $G_{\phi_i \phi_j} = \langle \phi_i \phi_j \rangle - \langle \phi_i \rangle \langle \phi_j \rangle$ is the propagator of the respective fields.

Eq. (9) consists of a finite number of connected diagrams in full propagators. The one-particle irreducible diagrams can be divided into two classes. The first class consists of one- to three-loop diagrams with gluon propagators that simply connect one π_{ij} with the other, see Fig. 1a. The second class consists of diagrams that can be interpreted as effective vertex corrections of the first class. A simple example is depicted in Fig. 1b, the full diagrammatics will be discussed elsewhere [19].

In the present work we concentrate on temperatures of the order of T_c . In [20] it has been discussed in the context of the Polyakov loop potential that higher loop corrections in such an expansion in full propagators and full and classical vertices can be minimized within an optimized RG-scheme for temperatures about T_c . Indeed, the explicit computation confirms that higher loop orders in Fig. 1 are suppressed at these temperatures [19]. Accordingly, the weighted difference of the full computation of the Polyakov loop potential and the one loop computation in full propagators can be used as an estimate for the systematic error.

In conclusion, for temperatures about T_c we can re-

strict ourselves to the one-loop contribution in Fig. 1a. Note also, that connected contributions are of higher order and hence are dropped in the present computation. In this approximation the spectral function $\rho_{\pi\pi}$ reads

$$\rho_{\pi\pi}(p) = \text{Im} \left[\int \frac{d^4 k}{(2\pi)^4} \pi^{(2)}(k, p+k) G(p+k) \times \pi^{(2)}(p+k, k) G(k) \right], \quad (10)$$

where $\pi^{(2)}$ denotes the two-gluon vertex of the energy-momentum tensor π , and $p = (\omega, \vec{0})$. For the sake of brevity we omitted the colour and Lorentz indices. The gluon propagators in Landau gauge at finite temperature have two separate tensor structures, longitudinal and transverse to the heat bath. For each tensor structure we have a scalar propagator $G_{L/T}(p_0^2, \vec{p}^2)$. In order to evaluate (10) we insert the tensor expression for $G(p)$ and use the cutting rules within the real-time formalism for the scalar parts of the propagators. Finally, we insert the spectral representation for the propagators. The details will be discussed in [19] and we only present the results,

$$\begin{aligned} \rho_{\pi\pi}(\omega) = \frac{2d_A}{3} \int \frac{d^4 k}{(2\pi)^4} [n(k^0) - n(k^0 + \omega)] \\ \times \{ V_1(k, \omega) \rho_T(k^0, \vec{k}) \rho_T(k^0 + \omega, \vec{k}) \\ + V_2(k, \omega) \rho_T(k^0, \vec{k}) \rho_L(k^0 + \omega, \vec{k}) \\ + V_3(k, \omega) \rho_L(k^0, \vec{k}) \rho_L(k^0 + \omega, \vec{k}) \}, \quad (11) \end{aligned}$$

with $d_A = N_c^2 - 1$, and

$$\begin{aligned} V_1(k) &= 7(k^2)^2 - 10k_0^2 \vec{k}^2 + 7k_0^4 \\ V_2(k) &= 6k_0^2(k_0^2 - \vec{k}^2) \\ V_3(k) &= 2(k_0^2 - \vec{k}^2)^2. \end{aligned} \quad (12)$$

The V_i 's are the coefficients in Landau gauge arising from the vertex contractions. If we apply the present cutting-rule approach to Coloumb gauge, the coefficients agree with that obtained in [21] from a Matsubara approach.

Equation (11) has an important feature. When taking the derivative with respect to ω at $\omega = 0$, the derivative only hits the thermal distribution function. Thus, the results for the viscosity are not sensitive to the slope of the gluon spectral functions at vanishing frequency. Differentiating (8) with respect to ω at $\omega = 0$ yields

$$\begin{aligned} \eta &= -\frac{2d_A}{3} \int \frac{d^4 k}{(2\pi)^4} n'(k^0) \times \{ V_1(k) \rho_T^2(k^0, \vec{k}) \\ &+ V_2(k) \rho_T(k^0, \vec{k}) \rho_L(k^0, \vec{k}) + V_3(k) \rho_L^2(k^0, \vec{k}) \}. \quad (13) \end{aligned}$$

For the computation of the viscosity over entropy ratio η/s we take the entropy obtained within lattice calculations in [22–24].

Results

The results are computed from the Euclidean Yang–Mills propagators at vanishing frequency $\omega_n = 0$ for the longitudinal and transverse gluons for different tempera-

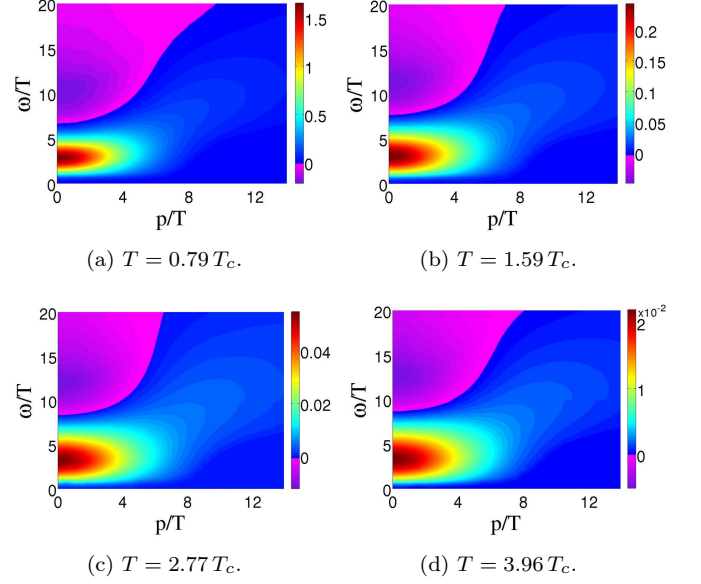


FIG. 2: Thermal dependence of transverse gluon spectrum.

tures obtained by FRG techniques, [13]. For comparison and error estimates we also utilize lattice results from [25–27], see also [28–31]. We have done this comparison for the temperature regime at about T_c where the respective results agree well.

In our computations we have approximated the higher Matsubara modes in the scalar propagators $G_{L/T}$ for $\omega_n \neq 0$ with $G_{L/T}(\omega_n^2, \vec{p}^2) = G_{L/T}(0, \omega_n^2 + \vec{p}^2)$. This is a quantitative approximation with a small error margin of $< 1\%$, see [13], well below the systematic errors in the present computation to be discussed later.

Fig. 2 shows the MEM-results for the transverse gluon spectral functions for a temperature range from $T = 0.79 T_c$ to $T = 3.96 T_c$. The common features of all calculated gluonic spectral functions are a broad maximum at $\omega/T \approx 2.0 - 3.0$ and a violation of positivity at low spatial momenta. At larger momenta, the peak smears out and approaches the line $\omega = p$, see also Fig. 3 for the transverse spectral function at $T = 1.98 T_c$. The fact that the (positive) peak position for fixed ω as a function of p is stationary for $p \lesssim 6$ seems to be due to the negativity of the spectral function, which inhibits the bending of peak towards the main diagonal. Hence the gluon spectral functions do not show the characteristic diagonal structure of quasi-particle spectral functions, see Fig. 3. Such a quasi-particle picture has been used e.g. in [32, 33] where the model gluon spectral functions have sharper peaks with comparable peak heights.

With increasing temperature the peak broadens slightly more than linearly in T , while the area under the peak remains approximately constant. In the limit $T \rightarrow 0$ this would lead to a delta-like peak, as seen in [15]. The magnitude of the minimum is about 10% of

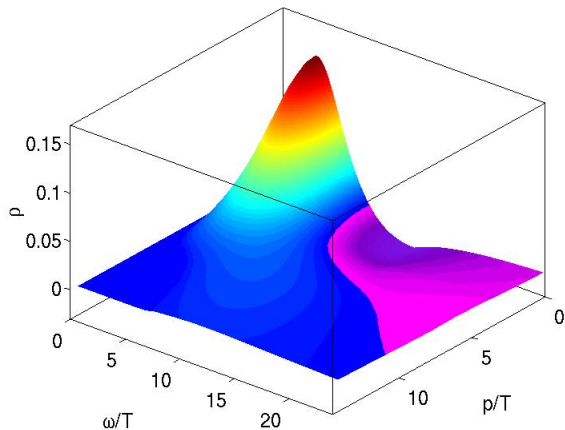


FIG. 3: Transverse gluon spectral function $\rho(\omega, \vec{p})$ for $T = 1.98 T_c$.

the maximum of the spectral function.

The dependence of our results on the shift function is surprisingly small. We have employed different ansätze and found that only the necessary condition, that the shift function must be larger in magnitude than the negative values of the spectral function at the respective point, must be fulfilled. All other features could be chosen freely as long as (6) is kept finite. The longitudinal spectral functions show no different behavior and differ only slightly from the transverse spectral functions.

We have calculated the shear viscosity applying the Kubo relation (7) for the spectral function of the energy-momentum tensor at vanishing frequency and divided by the entropy density. In Fig. 4 we show the results as a function of temperature. The black error bars indicate the combined systematic error from both MEM computation and one-loop approximation as discussed above. In the shaded region only MEM errors are displayed. The error analysis exhibits a small systematic and statistical error for temperatures $T_c \leq T \lesssim 2T_c$. For larger temperature the one-loop approximation within the optimized RG-scheme becomes worse and higher order diagrams have to be included. In turn, for smaller temperatures $T \leq T_c$ additionally the accuracy of the spectral functions has to be increased in order to provide reliable quantitative results. Moreover, the uncertainty in the relative temperature scales on the lattice and the functional methods gets important due to the strong temperature dependence in this regime. An additional systematic error relates to the systematic error of the input data. We have also computed the ratio η/s from the lattice propagators in [25] for temperatures about T_c and the result varies with about 5%. This error is not included in the plot in Fig. 4.

The curve in Fig. 4 exhibits a clear minimum at $T = 1.25T_c$ with a value of $\eta/s = 0.115(17)$. This region is well in the regime with small systematic and

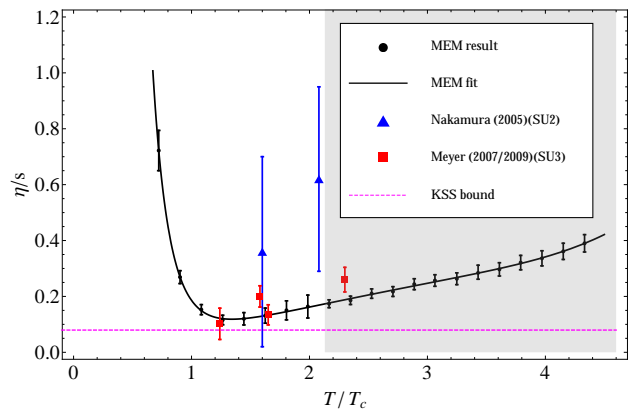


FIG. 4: Viscosity over entropy ratio η/s for SU(3) gauge theory. The AdS/CFT bound is displayed, as well as lattice results from [9, 34, 35]. The black error bars indicate the combined systematic error from both MEM computation and one-loop approximation as discussed above. In the shaded region only MEM errors are displayed.

statistical errors. Below the critical temperature we find a steep rise of η/s towards lower temperatures due to the decrease of the entropy density. In view of the above error analysis this should be seen as a qualitative result. Within the present accuracy we also cannot resolve potential signatures of the first order phase transition. Our results agree qualitatively with model computations of η/s , see e.g. [36]. Note also, that for $T \leq T_c$ glueballs are expected to be the relevant degrees of freedom. It would be interesting to see how the present results fit into a corresponding quasi-particle picture based on glueballs.

Conclusions

We have computed gluon spectral functions from non-perturbative, Euclidean propagators in Landau gauge finite temperature Yang-Mills theory. This has been done with a modified version of the maximum entropy method that allows for negative parts in the spectral functions. As expected the spectral functions show a violation of positivity. Our results cover the temperature regime $0.4T_c \lesssim T \lesssim 4.5T_c$. We have computed the shear viscosity η from a closed expression in terms of the gluon spectral function. With the lattice entropy taken from [22–24] this leads us to the viscosity over entropy ratio η/s in the above temperature range. We find a minimum value of $\eta/s = 0.115(17)$ at $T = 1.25T_c$ which is close to, but above the KSS bound of $\eta/s = 1/(4\pi)$. Interestingly, the results agree within the errors with previous lattice computations, [9, 34]. Given the very different computational methods, this provides non-trivial support for the respective results. In [34] a mapping of Yang-Mills η/s to QCD is proposed for $T = 2.3T_c$. Adapting the procedure we propose a minimal η/s for QCD of 0.18. The present framework is readily extended to full QCD with dynamical fermions, which is currently under investigation.

Acknowledgements

We thank N. Christiansen and N. Strodthoff for discussions and work on related subjects. This work is supported by the Helmholtz Alliance HA216/EMMI and by ERC-AdG-290623. LF is supported by the

Science Foundation Ireland in respect of the Research Project 11-RFP.1-PHY3193, MH acknowledges support by the Landesgraduiertenförderung Baden-Württemberg via the Research Training Group “Quantum Many-body Dynamics and Nonequilibrium Physics”.

-
- [1] STAR collaboration, R. Bellwied, p. 132 (2001), hep-ph/0112250.
 - [2] T. Schafer and D. Teaney, Rept.Prog.Phys. **72**, 126001 (2009), 0904.3107.
 - [3] P. Kovtun, D. Son, and A. Starinets, Phys.Rev.Lett. **94**, 111601 (2005), hep-th/0405231.
 - [4] C. Shen, U. Heinz, P. Huovinen, and H. Song, Phys.Rev. **C84**, 044903 (2011), 1105.3226.
 - [5] STAR Collaboration, H. Agakishiev *et al.*, Phys.Lett. **B704**, 467 (2011), 1106.4334.
 - [6] R. Kubo, Journal of the Physical Society of Japan **12**, 570 (1957).
 - [7] F. Karsch and H. Wyld, Phys.Rev. **D35**, 2518 (1987).
 - [8] H. B. Meyer, Phys.Rev. **D76**, 101701 (2007), 0704.1801.
 - [9] H. B. Meyer, Phys.Rev.Lett. **100**, 162001 (2008), 0710.3717.
 - [10] H. Sughanuma, T. Iritani, A. Yamamoto, and H. Iida, PoS **QCD-TNT09**, 044 (2009), 0912.0437.
 - [11] M. Asakawa, T. Hatsuda, and Y. Nakahara, Prog.Part.Nucl.Phys. **46**, 459 (2001), hep-lat/0011040.
 - [12] D. Dudal, P. J. Silva, and O. Oliveira, PoS **ConfinementX**, 033 (2012), 1301.2971.
 - [13] L. Fister and J. M. Pawłowski, (2011), 1112.5440.
 - [14] A. Maas, Mod. Phys. Lett. **A20**, 1797 (2005), hep-ph/0506066.
 - [15] S. Strauss, C. S. Fischer, and C. Kellermann, Phys.Rev.Lett. **109**, 252001 (2012), 1208.6239.
 - [16] E. Jaynes, Phys.Rev. **106**, 620 (1957).
 - [17] S.-x. Qin and D. H. Rischke, (2013), 1304.6547.
 - [18] J. M. Pawłowski, Annals Phys. **322**, 2831 (2007), hep-th/0512261.
 - [19] N. Christiansen, M. Haas, J. M. Pawłowski, and N. Strodthoff, in preparation (2013).
 - [20] L. Fister and J. M. Pawłowski, (2013), 1301.4163.
 - [21] G. Aarts and J. M. Martinez Resco, JHEP **0204**, 053 (2002), hep-ph/0203177.
 - [22] F. Karsch, Lect. Notes Phys. **583**, 209 (2002), hep-lat/0106019.
 - [23] H. B. Meyer, Phys.Rev. **D80**, 051502 (2009), 0905.4229.
 - [24] S. Borsanyi, G. Endrodi, Z. Fodor, S. Katz, and K. Szabo, JHEP **1207**, 056 (2012), 1204.6184.
 - [25] C. S. Fischer, A. Maas, and J. A. Müller, Eur. Phys. J. **C68**, 165 (2010), 1003.1960.
 - [26] A. Maas, Phys.Rept. **524**, 203 (2013), 1106.3942.
 - [27] A. Maas, J. M. Pawłowski, L. von Smekal, and D. Spielmann, Phys.Rev. **D85**, 034037 (2012), 1110.6340.
 - [28] A. Cucchieri, A. Maas, and T. Mendes, Phys. Rev. **D75**, 076003 (2007), hep-lat/0702022.
 - [29] A. Cucchieri and T. Mendes, (2011), 1105.0176.
 - [30] R. Aouane *et al.*, (2011), 1108.1735.
 - [31] A. Cucchieri and T. Mendes, PoS **LATTICE2011**, 206 (2011), 1201.6086.
 - [32] A. Peshier, Phys.Rev. **D70**, 034016 (2004), hep-ph/0403225.
 - [33] H. Berrehrah, for the PHSD group, private communication.
 - [34] H. B. Meyer, Nucl.Phys. **A830**, 641C (2009), 0907.4095.
 - [35] A. Nakamura and S. Sakai, Nucl.Phys. **A774**, 775 (2006), hep-lat/0510039.
 - [36] R. Marty, E. Bratkovskaya, W. Cassing, J. Aichelin, and H. Berrehrah, (2013), 1305.7180.