

Neutrinoless Double Beta Decay in the Presence of Light Sterile Neutrinos

I. Girardi^{a,b}, A. Meroni^{a,b} and S. T. Petcov^{a,b,c} ¹

^{a)} *SISSA, Via Bonomea 265, 34136 Trieste, Italy.*

^{b)} *INFN, Sezione di Trieste, 34126 Trieste, Italy.*

^{c)} *Kavli IPMU (WPI), The University of Tokyo, Kashiwa, Japan.*

Abstract

We investigate the predictions for neutrinoless double beta $((\beta\beta)_{0\nu})$ decay effective Majorana mass $|\langle m \rangle|$ in the $3+1$ and $3+2$ schemes with one and two additional sterile neutrinos with masses at the eV scale. The two schemes are suggested by the neutrino oscillation interpretation of the reactor neutrino and Gallium “anomalies” and of the data of the LSND and MiniBooNE experiments. We analyse in detail the possibility of a complete or partial cancellation between the different terms in $|\langle m \rangle|$, leading to a strong suppression of $|\langle m \rangle|$. We determine the regions of the relevant parameter spaces where such a suppression can occur. This allows us to derive the conditions under which the effective Majorana mass satisfies $|\langle m \rangle| > 0.01$ eV, which is the range planned to be exploited by the next generation of $(\beta\beta)_{0\nu}$ -experiments.

1 Introduction

All compelling neutrino oscillation data can be described within the reference 3-flavour neutrino mixing scheme with 3 light neutrinos ν_j having masses m_j not exceeding approximately 1 eV, $m_j \lesssim 1$ eV, $j = 1, 2, 3$ (see, e.g., [1]). These data allowed to determine the parameters which drive the observed solar, atmospheric, reactor and accelerator flavour neutrino oscillations - the three neutrino mixing angles of the standard parametrisation of the Pontecorvo, Maki, Nakagawa and Sakata (PMNS) neutrino mixing matrix, θ_{12} , θ_{23} and θ_{13} , and the two neutrino mass squared differences Δm_{21}^2 and Δm_{31}^2 (or Δm_{32}^2) - with a relatively high precision [2, 3]. In Table 1 we give the values of the 3-flavour neutrino oscillation parameters as determined in the global analysis performed in [2].

At the same time at present there are a number of hints for existence of light sterile neutrinos with masses at the eV scale. They originate from the re-analyses of the short baseline (SBL) reactor neutrino oscillation data using newly calculated fluxes of reactor $\bar{\nu}_e$, which show a possible “disappearance” of the reactor $\bar{\nu}_e$ (“reactor neutrino anomaly”), from the results of the calibration experiments of the Gallium solar neutrino detectors GALLEX and SAGE (“Gallium anomaly”) and from the results of the LSND and MiniBooNE experiments (for a summary of the data and complete list of references see, e.g., [4]). The evidences for sterile neutrinos from the different data are typically at the level of up to approximately 3σ , except in the case of the results of the LSND experiment which give much higher C.L.

Significant constraints on the parameters characterising the oscillations involving sterile neutrinos follow from the negative results of the searches for $\nu_\mu \rightarrow \nu_e$ and/or $\bar{\nu}_\mu \rightarrow \bar{\nu}_e$ oscillations in the KARMEN [5], NOMAD [6] and ICARUS [7] experiments, and from the nonobservation of effects of oscillations into sterile neutrinos in the solar neutrino experiments and in the studies of ν_μ and/or $\bar{\nu}_\mu$ disappearance in the CDHSW [8], MINOS [9] and SuperKamiokande [10] experiments.

¹Also at: Institute of Nuclear Research and Nuclear Energy, Bulgarian Academy of Sciences, 1784 Sofia, Bulgaria

Constraints on the number and masses of sterile neutrinos are provided by cosmological data. The recent Planck results, in particular, on the effective number of relativistic degrees of freedom at recombination epoch N_{eff} , can be converted into a constraint on the number of (fully thermalised) sterile neutrinos [11] (see also, e.g., [14, 15] and references quoted therein). The result one obtains depends on the model complexity and the input data used in the analysis. Assuming the validity of the Λ CDM (Cold Dark Matter) model and combining the i) Planck and WMAP CMB data, ii) Planck, WMAP and Baryon Acoustic Oscillation (BAO) data, iii) Planck, WMAP, BAO and high multipole CMB data, for the best fit value and 95% C.L. interval of allowed values of N_{eff} it was found [11]: i) 3.08, (2.77 - 4.31), ii) 3.08, (2.83 - 3.99), iii) 3.22, (2.79 - 3.84). The prediction in the case of three light (active) neutrinos reads $N_{\text{eff}} = 3.046$. The quoted values are compatible at 2σ with the existence of extra radiation corresponding to one (fully thermalised) sterile neutrino, while the possibility of existence of two (fully thermalised) sterile neutrinos seems to be disfavored by the available cosmological data. In what concerns the combined cosmological limits on the mass and number of sterile neutrinos, they depend again on data used as input in the analysis: in the case of one fully thermalised sterile neutrino, the upper limits at 95% C.L. are typically of approximately 0.5 eV, but is relaxed to 1.4 eV if one includes in the relevant data set the results of measurements of the local galaxy cluster mass distribution [12]. The existence of one sterile neutrino with a mass in the 1 eV range and couplings tuned to explain the anomalies described briefly above would be compatible with the cosmological constraints if the production of sterile neutrinos in the Early Universe is suppressed by some non-standard mechanism (as like a large lepton asymmetry, see, e.g., [13]), so that $N_{\text{eff}} < 3.8$ [12].

The bounds on N_{eff} and on the sum of the light neutrino masses will be improved by current or forthcoming observations. For instance, the EUCLID survey [16] is planned to determine the sum of neutrino masses with a 1σ uncertainty of ~ 0.01 eV, combining the EUCLID data with measurements of the CMB anisotropies from the Planck mission. This would lead to strong constraints on extra sterile neutrino states.

Two possible “minimal” phenomenological models (or schemes) with light sterile neutrinos are widely used in order to explain the reactor neutrino and Gallium anomalies, the LSND and MiniBooNE data as well as the results of the negative searches for active-sterile neutrino oscillations: the so-called “3 + 1” and “3 + 2” models, which contain respectively one and two sterile neutrinos (right-handed sterile neutrino fields). The latter are assumed to mix with the 3 active flavour neutrinos (left-handed flavour neutrino fields) (see, e.g., [17, 18]). Thus, the “3 + 1” and “3 + 2” models have altogether 4 and 5 light massive neutrinos ν_j , which in the minimal versions of these models are Majorana particles. The additional neutrinos ν_4 and ν_5 , should have masses m_4 and m_5 at the eV scale (see further). It follows from the data that if ν_4 or ν_5 exist, they couple to the electron and muon in the weak charged lepton current with couplings U_{ek} and $U_{\mu k}$, $k = 4, 5$, which are approximately $|U_{ek}| \sim 0.1$ and $|U_{\mu k}| \sim 0.1$. The hypothesis of existence of light sterile neutrinos with eV scale masses and the indicated charged current couplings to the electron and muon will be tested in a number of experiments with reactor and accelerator neutrinos, and neutrinos from artificial sources, some of which are under preparation and planned to start taking data already this year (see, e.g., [4] for a detailed list and discussion of the planned experiments).

It was noticed in [19, 20] and more recently in [21, 22, 23] that the contribution of the additional light Majorana neutrinos ν_4 or $\nu_{4,5}$ to the neutrinoless double beta $((\beta\beta)_{0\nu})$ decay amplitude, and thus to the $(\beta\beta)_{0\nu}$ -decay effective Majorana mass $|\langle m \rangle|$ (see, e.g., [24, 25]), can change drastically the predictions for $|\langle m \rangle|$ obtained in the reference 3-flavour neutrino mixing scheme, $|\langle m \rangle^{(3\nu)}|$. We recall that the predictions for $|\langle m \rangle^{(3\nu)}|$ depend on the type of the neutrino mass spectrum [26, 27]. As is well known, depending on the sign of $\Delta m_{31(2)}^2$, which cannot be determined from the presently available neutrino oscillation data, two types

Parameter	best-fit ($\pm 1\sigma$)	3σ
Δm_{21}^2 [10^{-5} eV ²]	$7.54^{+0.26}_{-0.22}$	6.99 - 8.18
$ \Delta m_{31}^2 $ (NO) [10^{-3} eV ²]	$2.47^{+0.06}_{-0.10}$	2.19 - 2.62
$ \Delta m_{32}^2 $ (IO) [10^{-3} eV ²]	$2.46^{+0.07}_{-0.11}$	2.17 - 2.61
$\sin^2 \theta_{12}$ (NH or IH)	$0.307^{+0.018}_{-0.016}$	0.259 - 0.359
$\sin^2 \theta_{23}$ (NH)	$0.386^{+0.024}_{-0.021}$	0.331 - 0.637
(IH)	$0.392^{+0.039}_{-0.022}$	0.335 - 0.663
$\sin^2 \theta_{13}$ (NH)	$0.0241^{+0.0025}_{-0.0025}$	0.0169 - 0.0313
(IH)	$0.0244^{+0.0023}_{-0.0025}$	0.0171 - 0.0315

Table 1: The best-fit values and 3σ allowed ranges of the 3-flavour neutrino oscillation parameters derived from a global fit of the current neutrino oscillation data (from [2]). The 3σ allowed range for θ_{23} takes into account the statistical octant degeneracy resulting from the analysis.

of neutrino mass spectrum are possible:

i) *spectrum with normal ordering (NO)*: $m_1 < m_2 < m_3$, $\Delta m_{31}^2 > 0$, $\Delta m_{21}^2 > 0$, $m_{2(3)} = (m_1^2 + \Delta m_{21(31)}^2)^{\frac{1}{2}}$;

ii) *spectrum with inverted ordering (IO)*: $m_3 < m_1 < m_2$, $\Delta m_{32}^2 < 0$, $\Delta m_{21}^2 > 0$, $m_2 = (m_3^2 + \Delta m_{23}^2)^{\frac{1}{2}}$, $m_1 = (m_3^2 + \Delta m_{23}^2 - \Delta m_{21}^2)^{\frac{1}{2}}$.

Depending on the value of the lightest neutrino mass, $\min(m_j)$, the neutrino mass spectrum can be:

a) *Normal Hierarchical (NH)*: $m_1 \ll m_2 < m_3$, $m_2 \cong (\Delta m_{21}^2)^{\frac{1}{2}} \cong 8.68 \times 10^{-3}$ eV, $m_3 \cong (\Delta m_{31}^2)^{\frac{1}{2}} \cong 4.97 \times 10^{-2}$ eV; or

b) *Inverted Hierarchical (IH)*: $m_3 \ll m_1 < m_2$, with $m_{1,2} \cong |\Delta m_{32}^2|^{\frac{1}{2}} \cong 4.97 \times 10^{-2}$ eV; or

c) *Quasi-Degenerate (QD)*: $m_1 \cong m_2 \cong m_3 \cong m_0$, $m_j^2 \gg |\Delta m_{31(32)}^2|$, $m_0 \gtrsim 0.10$ eV, $j = 1, 2, 3$.

The precision of the current data do not allow to determine the type of the neutrino mass spectrum and thus we have $\Delta m_{31}^2(\text{NO}) \cong -\Delta m_{32}^2(\text{IO})$.

Using the values of the neutrino oscillation parameters and their 3σ allowed ranges one finds that [28] (see also, e.g., [27]) $|\langle m \rangle^{(3\nu)}| \lesssim 0.005$ eV in the case of 3-neutrino mass spectrum of NH type, while if the spectrum is of the IH type one has $0.014 \text{ eV} \lesssim |\langle m \rangle^{(3\nu)}| \lesssim 0.050$ eV. These predictions are significantly modified, e.g., in the 3+1 scheme due to the contribution of ν_4 to $|\langle m \rangle|$ [21]. Now $|\langle m \rangle|$ in the NH case satisfies $|\langle m \rangle| \geq 0.01$ eV and can lie in the interval (0.01 – 0.05) eV, and we can have $|\langle m \rangle| \lesssim 0.005$ eV if the 3-neutrino mass spectrum is of the IH type.

In the present article we investigate the predictions for $|\langle m \rangle|$ in the 3 + 1 and 3 + 2 schemes. More specifically, we analyze in detail the possibility of a complete or partial cancellation between the different terms in $|\langle m \rangle|$, leading to a strong suppression of $|\langle m \rangle|$. Whenever possible (e.g., in the cases of the 3 + 1 scheme and for the CP conserving values of the CP violation (CPV) phases in the 3 + 2 scheme), we determine analytically the region of the relevant parameter spaces where such a suppression can occur. In both the 3+1 and 3+2 schemes we perform also a numerical analysis to derive the values of the CPV phases for which a complete cancellation can take place. This allows us to derive the conditions under which the effective Majorana mass satisfies $|\langle m \rangle| > 0.01$ eV, which is the range planned to be exploited by the next generation of $(\beta\beta)_{0\nu}$ -experiments. Our study is a natural continuation of the earlier studies [19, 20] and [21, 22, 23] on the subject.

2 One Sterile Neutrino: the 3+1 Model

In this Section we study the case of existence of one extra sterile neutrino. We will use the parametrisation of the PMNS matrix adopted in [18]:

$$U = O_{24}O_{23}O_{14}V_{13}V_{12} \text{diag}(1, e^{i\alpha/2}, e^{i\beta/2}, e^{i\gamma/2}), \quad (1)$$

where O_{ij} and V_{kl} describe real and complex rotations in $i-j$ and $k-l$ planes, respectively, and α , β and γ are three CP violation (CPV) Majorana phases [29]. Each of the matrices V_{12} and V_{13} contains one CPV phase, δ_{12} and δ_{13} , respectively, in their only two nonzero nondiagonal elements. The phases δ_{12} and δ_{13} enter into the expression for $|\langle m \rangle|$ in the combinations $\alpha/2 - \delta_{12}$ and $\beta/2 - \delta_{13}$. Therefore for the purposes of the present study we can set $\delta_{12} = 0$ and $\delta_{13} = 0$ without loss of generality. With this set-up for the CPV phases, the elements of the first row of the PMNS matrix, which are relevant for our further discussion, are given by

$$\begin{aligned} U_{e1} &= c_{12}c_{13}c_{14}, \\ U_{e2} &= e^{i\alpha/2}c_{13}c_{14}s_{12}, \\ U_{e3} &= e^{i\beta/2}c_{14}s_{13}, \\ U_{e4} &= e^{i\gamma/2}s_{14}, \end{aligned} \quad (2)$$

where we have used the standard notation $c_{ij} \equiv \cos \theta_{ij}$ and $s_{ij} \equiv \sin \theta_{ij}$. The element U_{e4} , and thus the angle θ_{14} , describes the coupling of 4th neutrino ν_4 to the electron in the weak charged lepton current.

The masses of all neutrinos of interest for the present study satisfy $m_j \ll 1$ MeV, $j = 1, 2, 3, 4$. Therefore, the expression for the effective Majorana mass in the 3 + 1 model has the form (see, e.g., [24, 25]):

$$|\langle m \rangle| = \left| m_1|U_{e1}|^2 + m_2|U_{e2}|^2 e^{i\alpha} + m_3|U_{e3}|^2 e^{i\beta} + m_4|U_{e4}|^2 e^{i\gamma} \right|. \quad (3)$$

In this study we will use two reference sets of values of the two sterile neutrino oscillation parameters $\sin^2 \theta_{14}$ and Δm_{41}^2 , which enter into the expression for $|\langle m \rangle|$ and which are obtained in the analyses performed in [17, 18]. Some of the results obtained in [18] using different data sets are given in Table 2. We will use the best fit values²

$$\sin^2 \theta_{14} = 0.0225, \quad \Delta m_{41}^2 = 0.93 \text{ eV}^2 \quad (\text{A}), \quad (4)$$

found in [18] in the global analysis of all the data (positive evidences and negative results) relevant for the tests of the sterile neutrino hypothesis, and

$$\sin^2 \theta_{14} = 0.023, \quad \Delta m_{41}^2 = 1.78 \text{ eV}^2 \quad (\text{B}), \quad (5)$$

obtained in [18] from the fit of all the ν_e and $\bar{\nu}_e$ disappearance data (reactor neutrino and Gallium anomalies, etc.) and quoted in Table 2. Global analysis of the sterile neutrino related data was performed recently, as we have already noticed, also in [17] (for earlier analyses see, e.g., [30]). The authors of [17] did not include in the data set used the MiniBooNE results at $E_\nu \leq 0.475$ GeV, which show an excess of events over the estimated background [31]. The nature of this excess is not well understood at present. For the best values of $\sin^2 \theta_{14}$ and Δm_{41}^2 the authors [17] find: $\sin^2 \theta_{14} = 0.028$ and $\Delta m_{41}^2 = 1.60 \text{ eV}^2$, which are close to the best fit values found in [18] in the analysis of the ν_e and $\bar{\nu}_e$ disappearance data (see Table 2).

	$\sin^2 2\theta_{14}$	Δm_{41}^2 eV
SBL rates only	0.13	0.44
SBL incl. Bugey3 spectr.	0.10	1.75
SBL + Gallium	0.11	1.80
SBL + LBL	0.09	1.78
global ν_e disapp.	0.09	1.78
	$\sin \theta_{14}$	Δm_{41}^2 eV
global data	0.15	0.93

Table 2: The best fit values of the oscillation parameters $\sin^2 2\theta_{14}$ and Δm_{41}^2 obtained in the 3 + 1 scheme in [18] using different data sets. The values in the last row are obtained from the global fit of all available data and are reported in Table 8 in [18].

Actually, in what concerns the problem we are going to investigate, these two sets of values of $\sin^2 \theta_{14}$ and Δm_{41}^2 lead practically to the same results.

The authors of ref. [17] give also the allowed intervals of values of Δm_{41}^2 and $\sin^2 \theta_{14}$ at 95% C.L., which are correlated. The two values of Δm_{41}^2 correspond approximately to the two extreme points of the Δm_{41}^2 interval. For $\Delta m_{41}^2 = 0.9$ eV², the 2σ interval of allowed values of $\sin^2 \theta_{14}$ reads: $0.022 \leq \sin^2 \theta_{14} \leq 0.028$. This interval is very narrow. Varying $\sin^2 \theta_{14}$ in it in our analysis leads practically to the same results as those obtained for $\sin^2 \theta_{14} = 0.0225$ and we will present results only for $\sin^2 \theta_{14} = 0.0225$. In the case of $\Delta m_{41}^2 = 1.78$ eV², the corresponding 2σ interval of $\sin^2 \theta_{14}$ is:

$$\Delta m_{41}^2 = 1.78 \text{ eV}^2 : \quad 0.017 \leq \sin^2 \theta_{14} \leq 0.047, \quad 95\% \text{ C.L.} \quad (6)$$

In this case the value we are using $\sin^2 \theta_{14} = 0.023$ is approximately by a factor 1.35 bigger (a factor of 2.04 smaller) than the 2σ minimal (maximal) allowed value of $\sin^2 \theta_{14}$. In what follows we will present results for the best fit values $\Delta m_{41}^2 = 1.78$ eV² and $\sin^2 \theta_{14} = 0.023$ and will comment how the results change if one varies $\sin^2 \theta_{14}$ in the 2σ interval (6).

2.1 The case of 3+1 Scheme with NO Neutrino Mass Spectrum

In the case of the 3 + 1 scheme with NO neutrino mass spectrum, $m_1 < m_2 < m_3 < m_4$, we have:

$$|\langle m \rangle| = |m_1 c_{12}^2 c_{13}^2 c_{14}^2 + m_2 e^{i\alpha} c_{13}^2 c_{14}^2 s_{12}^2 + m_3 e^{i\beta} c_{14}^2 s_{13}^2 + m_4 e^{i\gamma} s_{14}^2|, \quad (7)$$

where we have used eq. (2). The masses $m_{2,3,4}$ can be expressed in terms of the lightest neutrino mass m_1 and the three neutrino mass squared differences $\Delta m_{21}^2 > 0$, $\Delta m_{31}^2 > 0$ and $\Delta m_{41}^2 > 0$:

$$m_1 \equiv m_{min}, \quad m_2 = \sqrt{m_{min}^2 + \Delta m_{21}^2}, \quad m_3 = \sqrt{m_{min}^2 + \Delta m_{31}^2} \quad \text{and} \quad m_4 = \sqrt{m_{min}^2 + \Delta m_{41}^2}. \quad (8)$$

The mass spectrum of the 3 + 1 NO (NH) model is shown schematically in Fig. 1.

In Fig. 2 we show $|\langle m \rangle|$ as a function of the lightest neutrino mass $m_{min} = m_1$. As we have already indicated and was noticed in [21] (see also [19, 20]), for the two sets of values of ν_4 oscillation parameters (4) and (5) and NH 3-neutrino spectrum (i.e., $m_1 \ll m_{2,3,4}$) we have, depending on the values of the Majorana phases, $|\langle m \rangle| \cong (0.018 - 0.025)$ eV

²We will use throughout all the text the notation Δm_{41}^2 in the case of NO spectrum and Δm_{43}^2 for the IO spectrum.

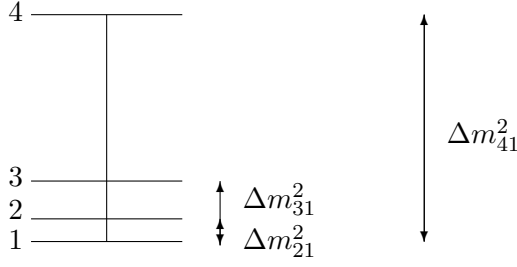


Figure 1: The Mass spectrum in the 3 + 1 NO (NH) model.

and $|\langle m \rangle| \cong (0.027 - 0.034)$ eV, respectively. This is in contrast with the prediction for $|\langle m \rangle^{(3\nu)}| \lesssim 0.005$ eV. Another important feature of the dependence of $|\langle m \rangle|$ on m_{\min} , which is prominent in Fig. 2, is the possibility of a strong suppression of $|\langle m \rangle|$ [21, 22, 23]. Such a suppression can take place also for $|\langle m \rangle^{(3\nu)}|$ and the conditions under which it occurs have been studied in detail in [32]. In what follows we perform a similar study for $|\langle m \rangle|$. The aim is to determine the range of values of m_{\min} and the Majorana phases α , β and γ for which $|\langle m \rangle| \geq 0.01$ eV.

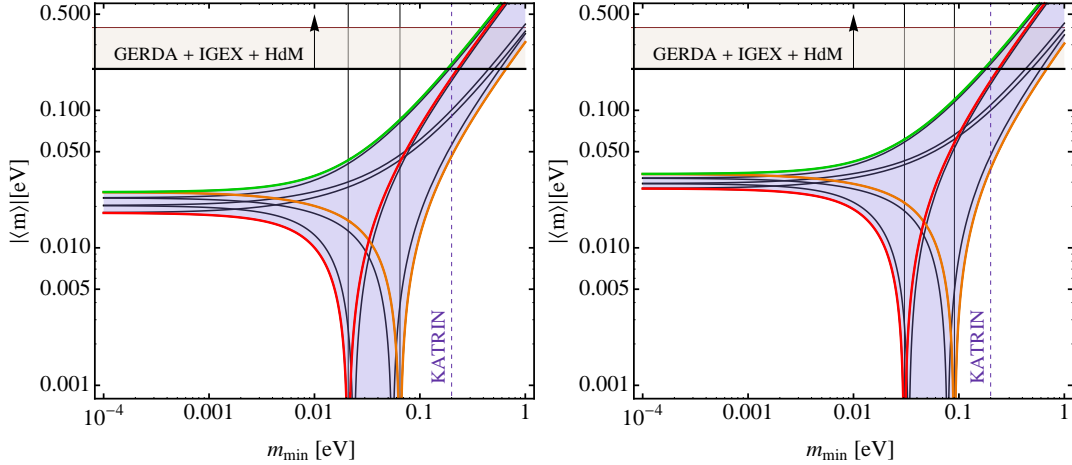


Figure 2: Left Panel. The value of $|\langle m \rangle|$ as a function of $m_{\min} \equiv m_1$ in the NO case for $\Delta m_{41}^2 = 0.93 \text{ eV}^2$, $\sin \theta_{14} = 0.15$ and the best fit values of the oscillation parameters given in Table 1. The green, red and orange lines correspond respectively to values of the three CPV Majorana phases $(\alpha, \beta, \gamma) = (0, 0, 0), (0, 0, \pi), (\pi, \pi, \pi)$. The five gray curves show $|\langle m \rangle|$ computed for the other five sets of CP conserving values of the phases. The interval between the vertical left and right solid lines, corresponding to $m_1 = \underline{m}_1 \simeq 0.021$ eV and $m_1 = \overline{m}_1 \simeq 0.065$ eV, indicates the region where $|\langle m \rangle|_{\min} = 0$ for specific choices of (α, β, γ) . Right Panel. The same as in the left panel but for $\Delta m_{41}^2 \equiv 1.78 \text{ eV}^2$. The vertical solid lines correspond to $m_1 = \underline{m}_1 \simeq 0.030$ eV and $m_1 = \overline{m}_1 \simeq 0.091$ eV. The horizontal band indicates the upper bound $|\langle m \rangle| \sim 0.2 - 0.4$ eV obtained using the 90 % C.L. limit on the half-life of ^{76}Ge reported in [33]. See text for further details.

It proves convenient for the purposes of our analysis to work with the quantity $|\langle m \rangle|^2$ rather than with $|\langle m \rangle|$, and to write $|\langle m \rangle|^2$ as

$$|\langle m \rangle|^2 = |a + e^{i\alpha}b + e^{i\beta}c + e^{i\gamma}d|^2. \quad (9)$$

In the NO case under study the parameters a , b , c , and d read:

$$\begin{aligned}
a &= m_{\min} c_{12}^2 c_{13}^2 c_{14}^2 \\
b &= \sqrt{m_{\min}^2 + \Delta m_{21}^2 c_{13}^2 c_{14}^2 s_{12}^2} \\
c &= \sqrt{m_{\min}^2 + \Delta m_{31}^2 c_{14}^2 s_{13}^2} \\
d &= \sqrt{m_{\min}^2 + \Delta m_{41}^2 s_{14}^2}.
\end{aligned} \tag{10}$$

The first derivative of $|\langle m \rangle|^2$ with respect of α , β and γ leads to the following system of three coupled equations:

$$\begin{aligned}
-2b[a \sin(\alpha) + c \sin(\alpha - \beta) + d \sin(\alpha - \gamma)] &= 0, \\
-2c[a \sin(\beta) - b \sin(\alpha - \beta) + d \sin(\beta - \gamma)] &= 0, \\
2d[-a \sin(\gamma) + b \sin(\alpha - \gamma) + c \sin(\beta - \gamma)] &= 0.
\end{aligned} \tag{11}$$

It is possible to solve this system of equations using the set of variables $v = \tan(\alpha/2)$, $t = \tan(\beta/2)$, $u = \tan(\gamma/2)$ with $\alpha, \beta, \gamma \neq \pi + 2k\pi$. We will give here only the basic formulas and will describe the results of such minimization using the best fit values given in Table 1 and eqs. (4) and (5). In Appendix A we describe in detail the minimization procedure of the general expression of $|\langle m \rangle|$ in the 3+1 scheme and the 16 solutions found. We give explicit expressions for the solutions and derive the domain of each of the 16 solutions. Eight of these solutions correspond to all possible combinations of the phases having values 0 or π . Obviously, the solution $(\alpha, \beta, \gamma) = (0, 0, 0)$ corresponds to an absolute maximum of the effective Majorana mass $|\langle m \rangle|$. As we show in Appendix A, the domains of the solutions of interest are determined by the properties of the functions f_i , $i = 1, \dots, 8$:

$$\begin{aligned}
f_1 &= a - b - c - d, & f_2 &= a + b - c - d, \\
f_3 &= a + b - c + d, & f_4 &= -a + b + c - d, \\
f_5 &= a + b + c + d, & f_6 &= a - b + c + d, \\
f_7 &= a - b + c - d, & f_8 &= a + b + c - d,
\end{aligned} \tag{12}$$

where a , b , c and d for the NO case are defined in eq. (10).

We will focus first on the solutions which minimize $|\langle m \rangle|$ such that the minimum value is exactly zero. As is shown in Appendix A.1, there are six physical solutions for which $|\langle m \rangle|_{\min} = 0$: $(u_{\pm}, v_{\pm}, t_{\pm})$, $(u_3^{\pm}, v_3^{\pm}, t_3^{\pm})$, $(v_4^{\pm}(u), t_4^{\pm}(u))$. In order to study the domain of existence of these solutions we define the following points $\underline{m}_1 < \hat{m}_1 < \tilde{m}_1 < \overline{m}_1$ as the zeros of the functions f_8 , f_2 , f_7 , f_1 , respectively:

$$f_8(\underline{m}_1) = 0, \quad f_2(\hat{m}_1) = 0, \quad f_7(\tilde{m}_1) = 0, \quad f_1(\overline{m}_1) = 0. \tag{13}$$

We find from the numerical analysis performed in Appendix A.1 that i) the solution $(u_{\pm}, v_{\pm}, t_{\pm})$ is valid between the zeros of the function f_2 and f_1 (the region in which $f_1 f_2 f_3 f_4 > 0$), i.e. in the interval $\hat{m}_1 < m_1 < \overline{m}_1$; ii) the solution $(u_3^{\pm}, v_3^{\pm}, t_3^{\pm})$ is valid between the zeros of the function f_7 and f_1 , i.e. in the interval $\tilde{m}_1 < m_1 < \overline{m}_1$; and finally iii) the solution $(v_4^{\pm}(u), t_4^{\pm}(u))$ is valid in the interval between the zero of the function f_8 and f_1 , i.e. for $\underline{m}_1 < m_1 < \overline{m}_1$. In Appendix A.1 we give the numerical ranges that define the domains of the solutions discussed above. Using the best fit values of the neutrino oscillation parameters given in Table 1 and eqs. (4) and (5), we get the following numerical values of ³ \underline{m}_1 , \hat{m}_1 , \tilde{m}_1 , \overline{m}_1 :

³Although it will not be specified further, whenever we present numerical results in the text or in graphical form of figures in what follows, we will use the best fit values of the neutrino oscillation parameters reported in Table 1 to obtain them.

- for $\Delta m_{41}^2 = 0.93 \text{ eV}^2$ we have $(\underline{m}_1, \hat{m}_1, \tilde{m}_1, \overline{m}_1) \simeq (0.021, 0.024, 0.055, 0.065) \text{ eV}$;
- if $\Delta m_{41}^2 = 1.78 \text{ eV}^2$ we get $(\underline{m}_1, \hat{m}_1, \tilde{m}_1, \overline{m}_1) \simeq (0.030, 0.033, 0.078, 0.091) \text{ eV}$.

For $m_1 = \underline{m}_1$ and $m_1 = \overline{m}_1$ the value of $|\langle m \rangle|$ is exactly zero for the CP conserving values of the phases $(\alpha, \beta, \gamma) = (0, 0, \pi)$ and (π, π, π) , respectively. In the intervals described above (excluding the extrema), it is possible to have $|\langle m \rangle|_{\min} = 0$ for specific values of (α, β, γ) , which are not necessarily CP conserving. This can be seen in Fig. 3. The numerical minima depicted in Fig. 3 are obtained minimizing $|\langle m \rangle|$ by performing a scan for different values of m_1 and the CPV Majorana phases.

The grey horizontal band in Fig. 3 corresponds to $|\langle m \rangle|_{\min} \leq 10^{-8} \text{ eV}$ and reflects the precision of the numerical calculation of $|\langle m \rangle|_{\min} = 0$. The minima are reached at specific values of the phases (α, β, γ) that can have either CP conserving or CP nonconserving values. For $\Delta m_{41}^2 = 0.93 \text{ eV}^2$ and $m_1 = 0.03 \text{ eV}$, for instance, we have $|\langle m \rangle| = 0$ if the three CPV phases have the following CP nonconserving values: $(\alpha, \beta, \gamma) = (1.731, 0.023, -2.711)$. Similarly, if $\Delta m_{41}^2 = 1.78 \text{ eV}^2$ and, e.g., $m_1 = 0.04 \text{ eV}$, we find that $|\langle m \rangle| = 0$ for $(\alpha, \beta, \gamma) = (1.511, -0.365, -2.761)$.

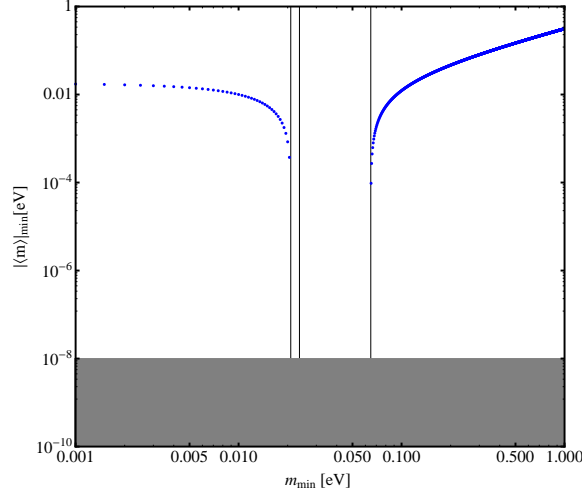


Figure 3: Minimum $|\langle m \rangle|$ as function of $m_{\min} \equiv m_1$ for $\Delta m_{41}^2 = 0.93 \text{ eV}^2$ and $\sin \theta_{14} = 0.15$. The plot has been obtained numerically by performing a scan over a sufficiently large sets of values of m_{\min} and of each of the CPV phases (α, β, γ) in the interval $[0, \pi]$. The black vertical lines correspond respectively to $m_{\min} = \underline{m}_1 \simeq 0.021 \text{ eV}$, $m_{\min} = \hat{m}_1 \simeq 0.024 \text{ eV}$ and $m_{\min} = \overline{m}_1 \simeq 0.065 \text{ eV}$.

Combining the results described above we can conclude that the effective Majorana mass $|\langle m \rangle|$ can be zero only for values of m_{\min} from the following interval:

$$\underline{m}_1 \leq m_{\min} \leq \overline{m}_1 . \quad (14)$$

We will derive next simple approximate analytical expressions for \overline{m}_1 and \underline{m}_1 . We note first that for values of m_{\min} in the range $0.02 - 0.10 \text{ eV}$, the term proportional to $\sqrt{m_{\min}^2 + \Delta m_{31}^2 c_{14}^2 s_{13}^2}$ is approximately by an order of magnitude smaller than the other three terms in $|\langle m \rangle|$ (the terms with the factors a, b, d in eq. (9)). Neglecting it as well as $\Delta m_{21}^2 \ll \Delta m_{31}^2, \Delta m_{41}^2$, we find the following rather simple analytic expressions for \overline{m}_1 and

\underline{m}_1 , which are valid up to an error of about 10%:

$$\begin{aligned}\overline{m}_1 &\approx \sqrt{\frac{\Delta m_{41}^2 \sin^4 \theta_{14}}{\cos^4 \theta_{13} (-\cos^2 \theta_{12} \cos^2 \theta_{14} + \sin^2 \theta_{12})^2 - \sin^4 \theta_{14}}}, \\ \underline{m}_1 &\approx \sqrt{\frac{\Delta m_{41}^2 \sin^4 \theta_{14}}{\cos^4 \theta_{13} (\cos^2 \theta_{12} \cos^2 \theta_{14} + \sin^2 \theta_{12})^2 - \sin^4 \theta_{14}}}.\end{aligned}\tag{15}$$

Using these expressions we get $(\underline{m}_1, \overline{m}_1) \simeq (0.023, 0.060)$ eV for $\Delta m_{41}^2 = 0.93$ eV² instead of $(0.021, 0.065)$ eV, and $(\underline{m}_1, \overline{m}_1) \simeq (0.032, 0.085)$ eV for $\Delta m_{41}^2 = 1.78$ eV² instead of $(0.030, 0.091)$ eV.

In Fig. 2 we show two plots of $|\langle m \rangle|$ as function of the lightest neutrino mass $m_{\min} \equiv m_1$ using $\Delta m_{41}^2 = 0.93$ eV² and $\Delta m_{41}^2 = 1.78$ eV². The shaded area is the region of allowed values of $|\langle m \rangle|$. One can see that the green curve represents the possible maximum value for $|\langle m \rangle|$ corresponding to $(\alpha, \beta, \gamma) = (0, 0, 0)$. We notice also that in the limit of $m_{\min} \rightarrow 0$ the minimum value of $|\langle m \rangle| > 0.01$ eV. This limit will be analyzed in detail below. We also show in Fig. 2 the prospective sensitivity to m_{\min} of the β -decay experiment KATRIN [34], which is under preparation.

As is well known, in the case of 3-neutrino mixing and IH (IO) neutrino mass spectrum we have $|\langle m \rangle^{(3\nu)}| > 0.01$ eV (see, e.g., [1]). We find that in the 3+1 scheme under discussion and NO neutrino mass spectrum we have always $|\langle m \rangle| > 0.01$ eV for the following ranges of m_{\min} :

- $m_{\min} < 0.010$ eV and $m_{\min} > 0.093$ eV, if $\Delta m_{41}^2 = 0.93$ eV²;
- $m_{\min} < 0.020$ eV and $m_{\min} > 0.119$ eV, for $\Delta m_{41}^2 = 1.78$ eV².

What would be the changes of our results presented for $\Delta m_{41}^2 = 1.78$ eV² presented so far if instead of $\sin^2 \theta_{14} = 0.023$ we used the minimal (maximal) value of the 2σ interval (6) of allowed values $\sin^2 \theta_{14} = 0.017$ ($\sin^2 \theta_{14} = 0.047$) in the analysis? Qualitatively no new features appear and the results remain the same. Quantitatively some of the numerical values of $|\langle m \rangle|$, \overline{m}_1 and \underline{m}_1 , quoted in the text and obtained for $\sin^2 \theta_{14} = 0.023$, are just shifted. More specifically, this will lead to the decreasing (increasing) of the values of $|\langle m \rangle|$ at $m_{\min} \lesssim 10^{-3}$ eV and of \overline{m}_1 and \underline{m}_1 approximately by the same factor 1.35 (2.04).

For $0 \leq m_1 < \underline{m}_1$ and $m_1 > \overline{m}_1$, there are no physical solutions for the phases for which $|\langle m \rangle| = 0$. Moreover, $(u_{\pm}, v_{\pm}, t_{\pm})$, $(u_3^{\pm}, v_3^{\pm}, t_3^{\pm})$ and $(v_4^{\pm}(u), t_4^{\pm}(u))$ are not well defined in the indicated intervals. However, by studying the Hessian of $|\langle m \rangle|^2$, we find that there are physical solutions (among those listed in eq. (59) of Appendix A) for which $|\langle m \rangle|_{\min} \neq 0$. These solutions are realised for specific values of the phases, i.e., for $(\alpha, \beta, \gamma) = (0, 0, \pi)$ or (π, π, π) . The analysis performed in Appendix A allowed to find the minima of $|\langle m \rangle|$ at $m_{\min} < \underline{m}_1$ for $(\alpha, \beta, \gamma) = (0, 0, \pi)$, and at $m_{\min} > \overline{m}_1$ for $(\alpha, \beta, \gamma) = (\pi, \pi, \pi)$. The domain of the solution at $m_{\min} < \underline{m}_1$, corresponding to $(\alpha, \beta, \gamma) = (0, 0, \pi)$, is the common interval of values of m_{\min} in which the three inequalities $c < d$, $b < d - c$ and $f_8 = a + b + c - d < 0$ hold. The domain of the solution at $m_{\min} > \overline{m}_1$ with $(\alpha, \beta, \gamma) = (\pi, \pi, \pi)$ is determined by the inequality $f_1 = a - b - c - d > 0$. Actually, as it is possible to show, we have, in particular, $f_8 < 0$ at $m_{\min} < \underline{m}_1$, and $f_1 > 0$ for $m_{\min} > \overline{m}_1$.

The analysis of the Hessian of $|\langle m \rangle|^2$ performed in Appendix A shows that there can be two more solutions for which $|\langle m \rangle|_{\min} \neq 0$. They correspond two i) $(\alpha, \beta, \gamma) = (0, \pi, 0)$ and ii) $(\pi, 0, 0)$. The domains of these solutions (following from the Sylvester's criterion) are determined by i) $c > d$, $b < c - d$, $-f_3 = -a - b + c - d > 0$, and ii) $b > c + d$, $-f_6 = -a + b - c - d > 0$. However, it is not difficult to convince oneself that for the values

of the neutrino oscillation parameters, including those of Δm_{41}^2 and $\sin^2 \theta_{14}$ used by us in the present analysis, there are no physical values of $m_{\min} \geq 0$ for which the inequalities in i) or in ii) are satisfied.

In Fig. 4 we show all the relevant functions entering in the four sets of inequalities listed above (and in eq. (59) of Appendix A) which ensure that the minima $|\langle m \rangle|_{\min} \neq 0$. The figure is obtained for the best fit values of the oscillation parameters given in Table 1 and for $\Delta m_{41}^2 = 0.93 \text{ eV}^2$ (left panel) and $\Delta m_{41}^2 = 1.78 \text{ eV}^2$ (right panel). One can easily check that only the two sets of conditions, corresponding to $(\alpha, \beta, \gamma) = (0, 0, \pi)$ or (π, π, π) and given above ⁴, are satisfied.

In Figs. 5 and 6 we show as an illustrative examples $(\tan \alpha/2, \tan \beta/2, \tan \gamma/2)$ as function of m_{\min} for two of the physical solutions, namely, (u_-, t_-, v_-) and (v_4^+, t_4^+) , found in Appendix A:

$$\begin{cases} u_{\pm} &= \pm \sqrt{\frac{(-a+b+c-d)(a+b-c+d)}{(a-b-c-d)(a+b-c-d)}}, \\ v_{\pm} &= \pm \frac{(b+c)}{(b-c)} \frac{[(a+b-c)^2 - d^2]}{\sqrt{(-a+b+c-d)(a+b-c+d)(a-d-c-b)(a-d-c+b)}}, \\ t_{\pm} &= \pm \frac{a^2 + b^2 - c^2 - d^2}{\sqrt{(a-b-c-d)(a+b-c-d)(-a+b+c-d)(a+b-c+d)}}, \end{cases} \quad (16)$$

$$\begin{cases} v_4^{\pm}(u) &= \frac{4bdu \pm F(a, b, c, d, u)}{-u^2(a-b-c-d)(a-b+c-d) - (a-b+d)^2 + c^2}, \\ t_4^{\pm}(u) &= \frac{-4cdu \pm F(a, b, c, d, u)}{u^2(a-b-c-d)(a+b-c-d) + (a-c+d)^2 - b^2}, \end{cases} \quad (17)$$

where a, b, c and d are given in eq. (10) and

$$F(a, b, c, d, u) = \left\{ \left[-u^2(a+b-c-d)(a-b+c-d) - (a+d)^2 + (b-c)^2 \right] \times \right. \\ \left. \times \left[a^2(u^2+1) - 2ad(u^2-1) - (u^2+1)(b+c-d)(b+c+d) \right] \right\}^{1/2}.$$

The corresponding figures for, e.g., the solutions (v_+, t_+, u_+) and (v_4^-, t_4^-) are obtained from Figs. 5 and 6 by reversing the y -axis.

2.2 The Case of $m_1 = 0$

The investigation of the minima of $|\langle m \rangle|$ in the NH case in the limit of $m_1 = 0$ and arbitrary values of the relevant parameters $b_0, c_0, d_0 = b(m_1 = 0), c(m_1 = 0), d(m_1 = 0)$, can be done following the general analysis presented in Appendix A and, more specifically, using the system eq. (48) that can be written as

$$\begin{aligned} c_0 \sin(\alpha - \beta + \gamma - \gamma) + d_0 \sin(\alpha - \gamma) &= 0 \\ -b_0 \sin(\alpha - \beta + \gamma - \gamma) + d_0 \sin(\beta - \gamma) &= 0, \end{aligned} \quad (18)$$

with

$$b_0 = \sqrt{\Delta m_{21}^2 c_{13}^2 c_{14}^2 s_{12}^2}, \quad c_0 = \sqrt{\Delta m_{31}^2 c_{14}^2 s_{13}^2}, \quad d_0 = \sqrt{\Delta m_{41}^2 s_{14}^2}. \quad (19)$$

We have solved the system eq. (18) in $(\alpha - \gamma)$ and $(\beta - \gamma)$ and found the solution $\sin(\alpha - \gamma) = 0$, $\sin(\beta - \gamma) = 0$. The solution value of $(\alpha - \gamma, \beta - \gamma) = (0, 0)$ is a maximum, while the

⁴These are the first two conditions in eq. (59) of Appendix A following from the Sylvester's criterion for a minimum.

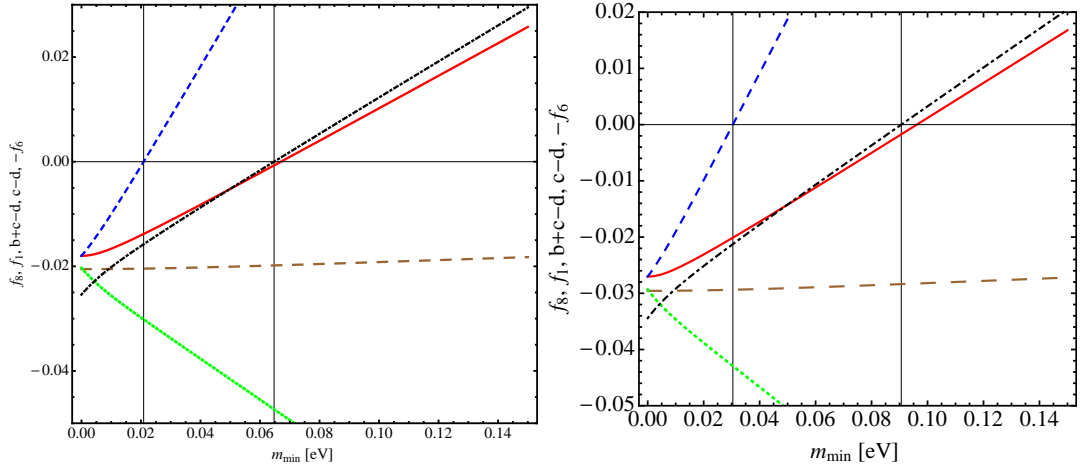


Figure 4: Left Panel. The functions f_8 (short-dashed blue), f_1 (dot-dashed black), $b + c - d$ (solid red), $c - d$ (large dashed brown), $-f_6$ (dotted green) versus $m_{\min} \equiv m_1$ for $\Delta m_{41}^2 = 0.93 \text{ eV}^2$ and $\sin \theta_{14} = 0.15$. The vertical lines correspond to $m_{\min} = \underline{m}_1 \simeq 0.021 \text{ eV}$ and $m_{\min} = \bar{m}_1 \simeq 0.065 \text{ eV}$. Right Panel. The same as in the left panel, but for $\Delta m_{41}^2 = 1.78 \text{ eV}^2$. The vertical lines now are at $m_{\min} = \underline{m}_1 \simeq 0.030 \text{ eV}$ and $m_{\min} = \bar{m}_1 \simeq 0.091 \text{ eV}$.

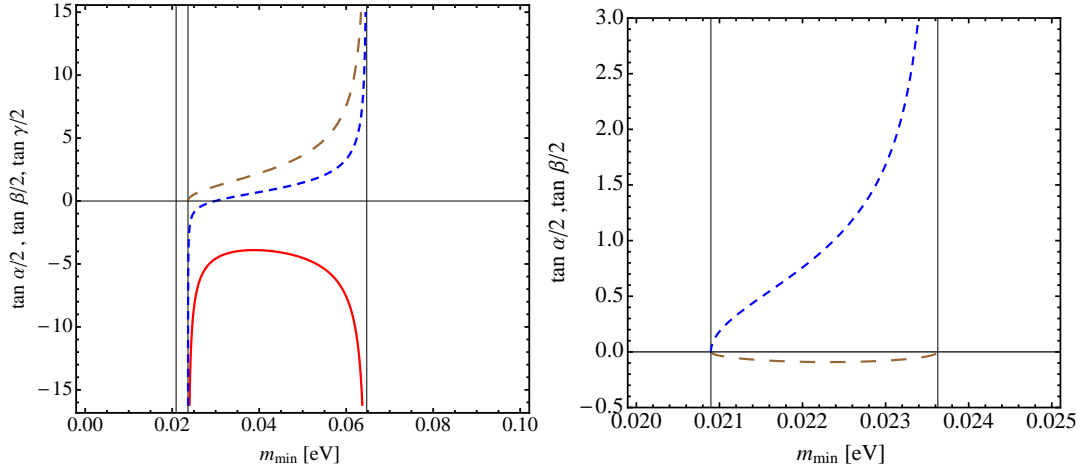


Figure 5: Left Panel. The values of $(\tan \alpha/2, \tan \beta/2, \tan \gamma/2)$ – the large dashed (brown), short dashed (blue), solid (red) lines – corresponding to the solution (v_-, t_-, u_-) as functions of m_1 for $\Delta m_{41}^2 = 0.93 \text{ eV}^2$. The 2nd and the 3rd vertical lines from the left are at $\hat{m}_1 = 0.024 \text{ eV}$ and $\bar{m}_1 = 0.065 \text{ eV}$, and indicate the domain of existence of this solution. The 1st vertical line from the left corresponds to $\underline{m}_1 = 0.021 \text{ eV}$. Right Panel. The values of $(\tan \alpha/2, \tan \beta/2)$ – large dashed (brown), solid (red) lines – corresponding to the solution (t_4^+, v_4^+) as functions of m_1 for $\gamma \simeq \pi$ ($u \gg 1$). The other parameters are the same as in the left panel. The vertical lines from the left are respectively at \underline{m}_1 and \hat{m}_1 . This solution is well defined only for $\underline{m}_1 \leq m_1 \leq \hat{m}_1$.

second one $(\alpha - \gamma, \beta - \gamma) = (\pi, \pi)$ is a minimum. In other words, solving the system of two equations we find a unique minimum at $(\alpha - \gamma, \beta - \gamma) = (\pi, \pi)$ independently of the value of Δm_{41}^2 . The corresponding minimum value of $|\langle m \rangle|$ is 0.018 (0.027) eV in the case of

⁵For the specific values of the neutrino oscillation parameters used in the present analysis, the fact that the minimum of $|\langle m \rangle|$ is reached for just one set of values of $(\alpha - \gamma, \beta - \gamma) = (\pi, \pi)$ follows from the explicit expression for $|\langle m \rangle|$, eqs. (7), in the case of $m_1 = 0$.

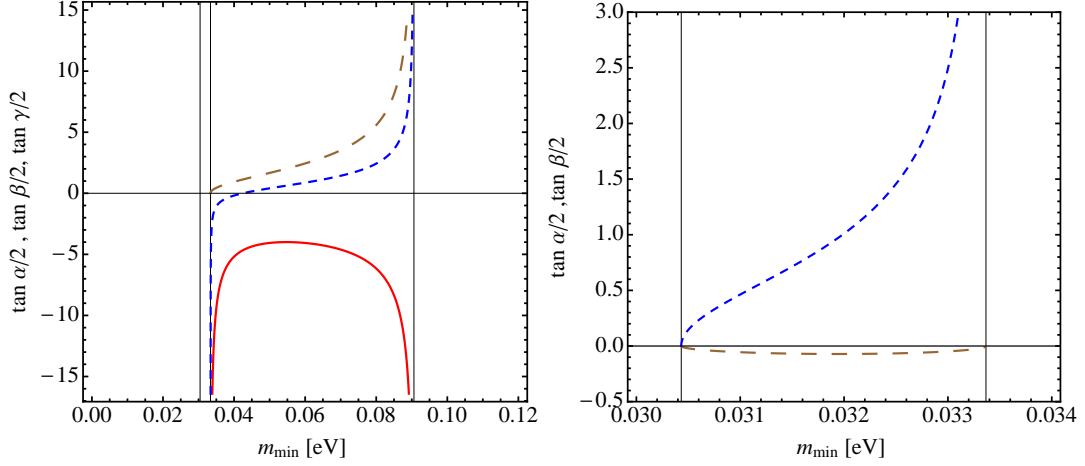


Figure 6: Left Panel. The same as in Fig. 5, left panel, for $\Delta m_{41}^2 = 1.78 \text{ eV}^2$. The 2nd and the 3rd vertical lines from the left are at $\hat{m}_1 = 0.033 \text{ eV}$ and $\bar{m}_1 = 0.091 \text{ eV}$ and indicate the domain of existence of the solution (u_-, t_-, v_-) . The 1st vertical line from the left corresponds to $\underline{m}_1 = 0.030 \text{ eV}$. Right Panel. The same as in Fig. 5, right panel, for $\Delta m_{41}^2 = 1.78 \text{ eV}^2$. The vertical lines from the left are at \underline{m}_1 and \hat{m}_1 . The solution considered (t_4^+, v_4^+) is well defined only in the interval $\underline{m}_1 \leq m_1 \leq \hat{m}_1$.

$\Delta m_{41}^2 = 0.93 \text{ eV}^2$ (1.78 eV^2). This result is depicted in Fig. 7. The darkest region in the figure corresponds to the minimum of $|\langle m \rangle|$ and the red cross indicates the precise value of $(\alpha - \gamma, \beta - \gamma)$ at the minimum.

It follows from the results of our analysis that for $m_1 = 0$ and any values of the CPV phases $(\alpha - \gamma, \beta - \gamma)$ we have:

- $|\langle m \rangle| \geq 0.018 \text{ eV}$ if $\Delta m_{41}^2 = 0.93 \text{ eV}^2$;
- $|\langle m \rangle| \geq 0.027 \text{ eV}$ for $\Delta m_{41}^2 = 1.78 \text{ eV}^2$. If instead of $\sin^2 \theta_{14} = 0.0223$ we use $\sin^2 \theta_{14} = 0.017$ (0.047), we get $|\langle m \rangle| \geq 0.019$ (0.059) eV.

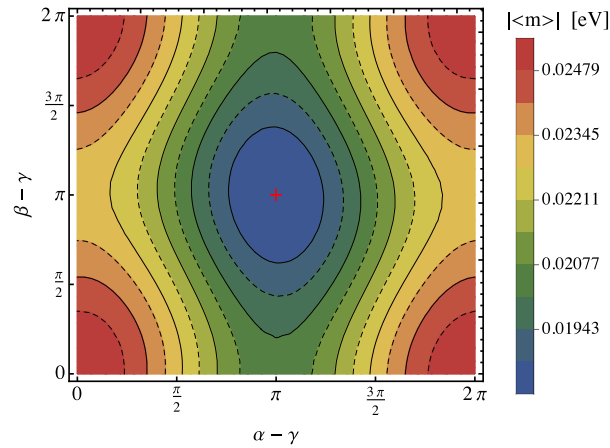


Figure 7: The value of $|\langle m \rangle|$ for NH spectrum in the 3+1 scheme and $m_{min} = 0$. The minimum corresponds to $(\alpha - \gamma, \beta - \gamma) = (\pi, \pi)$. At the minimum (the point with the cross) $|\langle m \rangle| = 1.80 \times 10^{-2} \text{ eV}$. The values in the first four contours are, respectively, $(1.88, 1.94, 2.01, 2.08) \times 10^{-2} \text{ eV}$ and obtained for $\Delta m_{41}^2 = 0.93 \text{ eV}^2$. See text for further details.

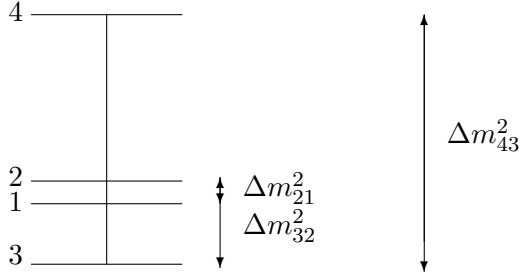


Figure 8: The mass spectrum in the 3+1 IO scheme.

3 The case of IO Spectrum in the 3+1 Scheme

In the case of 3+1 scheme with IO 3-neutrino mass spectrum, $m_3 < m_1 < m_2 < m_4$, one can write the effective Majorana mass following the notation in [1] as:

$$|\langle m \rangle| = |m_1 c_{12}^2 c_{13}^2 c_{14}^2 + m_2 e^{i\alpha} c_{13}^2 c_{14}^2 s_{12}^2 + m_3 e^{i\beta} c_{14}^2 s_{13}^2 + m_4 e^{i\gamma} s_{14}^2|. \quad (20)$$

The masses $m_{1,2,4}$ can be expressed in terms of the lightest neutrino mass $m_{min} = m_3$ and the neutrino mass squared differences as follows:

$$m_1 = \sqrt{m_{min}^2 + |\Delta m_{32}^2| - \Delta m_{21}^2}, \quad m_2 = \sqrt{m_{min}^2 + |\Delta m_{32}^2|}, \quad m_4 = \sqrt{m_{min}^2 + \Delta m_{43}^2}, \quad (21)$$

$$m_3 = m_{min}, \quad \Delta m_{21}^2 > 0, \quad \Delta m_{32}^2 < 0, \quad \Delta m_{43}^2 > 0.$$

The neutrino mass spectrum of this scheme is depicted schematically in Fig. 8.

The parameters a , b , c and d are given by:

$$\begin{aligned} a &= \sqrt{m_{min}^2 + |\Delta m_{32}^2| - \Delta m_{21}^2} c_{12}^2 c_{13}^2 c_{14}^2 \\ b &= \sqrt{m_{min}^2 + |\Delta m_{32}^2|} c_{13}^2 c_{14}^2 s_{12}^2 \\ c &= m_{min} c_{14}^2 s_{13}^2 \\ d &= \sqrt{m_{min}^2 + \Delta m_{43}^2} s_{14}^2 \end{aligned} \quad (22)$$

In this case only a few solutions among those found in Appendix A are relevant and their existence depends on the numerical values of the parameters a , b , c and d . In Appendix A.1 we list the domain of existence of all the solutions. Here we will analyze the solutions $(u_{\pm}, v_{\pm}, t_{\pm})$, given in eq. (16) with the parameters a , b , c and d defined in eq. (22), because their domain is the largest (the numerical details are given in Appendix A.1).

We observe that the solutions $(u_{\pm}, v_{\pm}, t_{\pm})$ are well defined when the product $f_1 f_2 f_3 f_4$ is positive, where $f_{1,2,3,4}$ are given in eq. (12). Defining \bar{m}_3 as the zero of the function f_1 , $f_1(\bar{m}_3) = 0$, we find that the effective Majorana mass can be zero for $m_3 < \bar{m}_3$ for specific CP non-conserving values of the CPV phases α , β and γ . For $\Delta m_{43}^2 = 0.93$ (1.78) eV² and the best fit values of Table 1, we find $\bar{m}_3 \simeq 0.038$ (0.074) eV. These results are presented graphically in Fig. 9, where we show the numerically calculated $|\langle m \rangle|_{min}$ as function of m_3 . The numerical minima depicted in Fig. 9 are obtained by performing a scan over the values of m_3 and of each of the phases (α, β, γ) in the interval $[0, 2\pi]$. The grey horizontal band in Fig. 9, corresponding to $|\langle m \rangle|_{min} < 10^{-8}$ eV, reflect the precision of the numerical

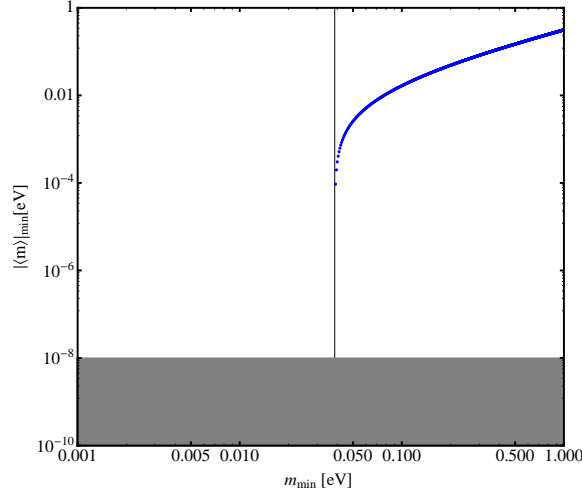


Figure 9: Minimum $|\langle m \rangle|$ as function of $m_{min} \equiv m_3$. The figure has been obtained numerically for $\Delta m_{43}^2 = 0.93 \text{ eV}^2$, $\sin \theta_{14} = 0.15$. The vertical line corresponds to $m_{min} = \bar{m}_3 \simeq 0.038 \text{ eV}$. See text for details.

calculation of $|\langle m \rangle|_{min} = 0$. The minima of $|\langle m \rangle|$ under discussion are reached for values of the phases (α, β, γ) that can be either CP conserving or CP non-conserving.

We will find next an analytical approximation of \bar{m}_3 . We observe that for values m_3 in the range $m_3 \approx 0.05 - 0.10 \text{ eV}$ the term $\propto m_3 \cos^2 \theta_{14} \sin^2 \theta_{13}$ is by approximately an order of magnitude smaller than the other three terms in $|\langle m \rangle|$. Neglecting it as well the term $\propto \Delta m_{21}^2$, we find the following expression for \bar{m}_3 , which is valid up to an error of about the 15%:

$$\bar{m}_3 \approx \sqrt{\frac{\Delta m_{43}^2 \sin^4 \theta_{14} - |\Delta m_{32}^2| \cos^2 2\theta_{12} \cos^4 \theta_{13} \cos^4 \theta_{14}}{\cos^2 2\theta_{12} \cos^4 \theta_{13} \cos^4 \theta_{14} - \sin^4 \theta_{14}}}. \quad (23)$$

Using this approximation we get $\bar{m}_3 \simeq 0.032 \text{ eV}$ for $\Delta m_{43}^2 = 0.93 \text{ eV}^2$, and $\bar{m}_3 \simeq 0.068 \text{ eV}$ for $\Delta m_{43}^2 = 1.78 \text{ eV}^2$, instead of 0.038 eV and 0.074 eV found numerically.

To find the minima of $|\langle m \rangle|$ for values of $m_3 > \bar{m}_3$ we have to study the Hessian of $|\langle m \rangle|$. From the analysis in Appendix A it follows that in the region in which $f_1 > 0$ (corresponding to the region $m_3 > \bar{m}_3$), the minimum of $|\langle m \rangle|$ (according to the Sylvester's criterion) takes place at $(\alpha, \beta, \gamma) = (\pi, \pi, \pi)$. In Fig. 10 we show all the relevant functions entering in the conditions determining the minima, which are listed in eq. (12) (and eq. (59)), with the parameters a, b, c and d defined in eq. (22).

In Fig. 11 we show as an example the values of the three phases versus m_{min} for the solution (u_-, v_-, t_-) . The analogous figure for the solution (u_+, v_+, t_+) is obtained formally from Fig. 11 by reversing the y -axis.

Finally, we show in Fig. 12 $|\langle m \rangle|$ as function of the lightest neutrinos mass, m_{min} . In this case the region of allowed values of $|\langle m \rangle|$ (the shaded area) is larger than in the NO case since $|\langle m \rangle|$ can reach zero for any $m_{min} \leq \bar{m}_3$. This is due to the fact that, depending on the values of the CPV phases α, β and γ , a complete cancellation among the terms in the expression for $|\langle m \rangle|$ can occur.

The results of the analysis performed in this section show that we always have $|\langle m \rangle| > 0.01 \text{ eV}$ for:

- $m_{min} > 0.078 \text{ eV}$, if $\Delta m_{43}^2 = 0.93 \text{ eV}^2$;
- $m_{min} > 0.108 \text{ eV}$, if $\Delta m_{43}^2 = 1.78 \text{ eV}^2$.

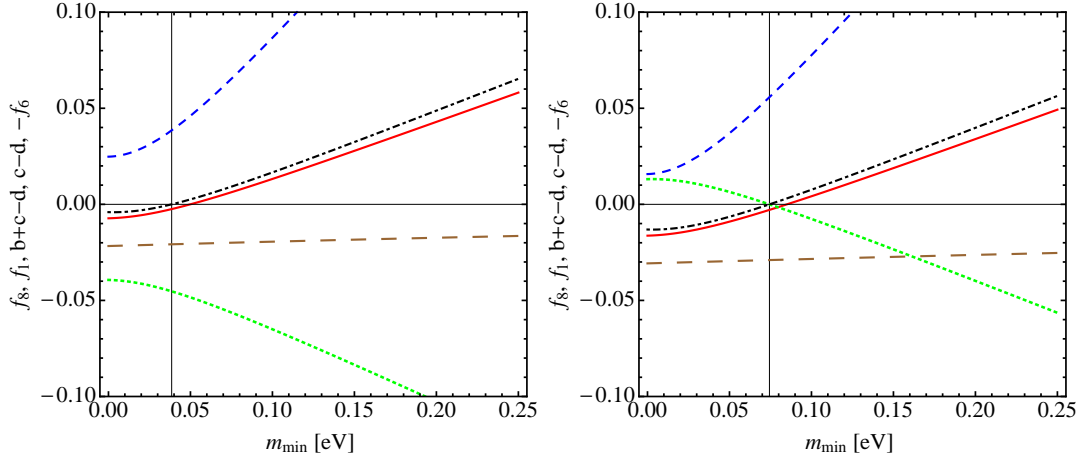


Figure 10: Left Panel. The functions f_8 (short-dashed blue), f_1 (dot-dashed black), $b+c-d$ (solid red), $c-d$ (large dashed brown), $-f_6$ (dotted green) versus $m_{\min} \equiv m_3$ for $\Delta m_{43}^2 = 0.93 \text{ eV}^2$, $\sin \theta_{14} = 0.15$. The vertical line corresponds to $m_{\min} = \bar{m}_3 \simeq 0.038 \text{ eV}$. Right Panel. The same as in the left panel, but for $\Delta m_{43}^2 = 1.78 \text{ eV}^2$. The vertical line corresponds to $m_{\min} = \bar{m}_3 \simeq 0.074 \text{ eV}$.

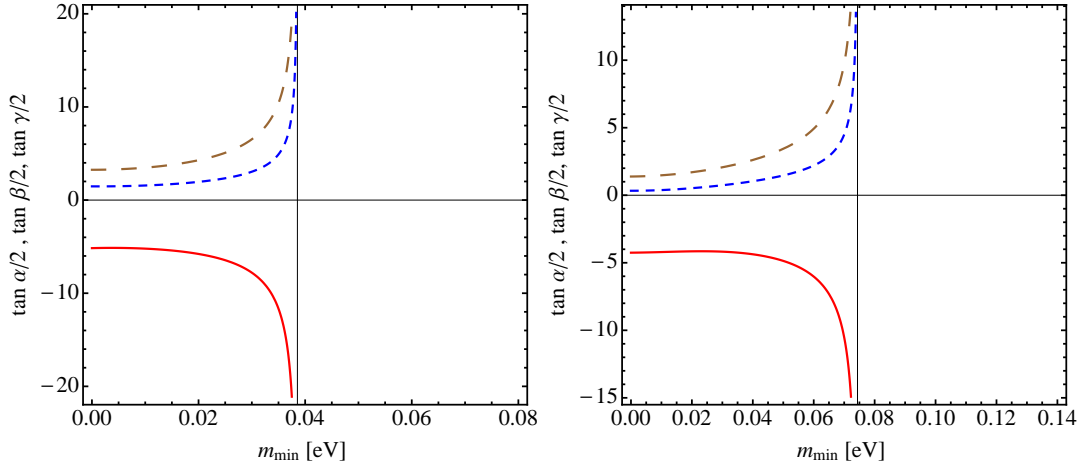


Figure 11: Left Panel. The values of $(\tan \alpha/2, \tan \beta/2, \tan \gamma/2)$ – large dashed (brown), short dashed (blue), solid (red) lines – corresponding to the solution (v_-, t_-, u_-) , eq. (16), as functions of m_3 for $\Delta m_{43}^2 = 0.93 \text{ eV}^2$, $\sin \theta_{14} = 0.15$. The vertical line is at $\bar{m}_3 = 0.038 \text{ eV}$, indicating the domain of existence of this solution, $m_3 \leq \bar{m}_3$. Right Panel. The same as in the left panel, but for $\Delta m_{43}^2 = 1.78 \text{ eV}^2$. The vertical line is at $\bar{m}_3 = 0.074 \text{ eV}$, indicating the domain of existence of the solution (v_-, t_-, u_-) , $m_3 \leq \bar{m}_3$.

If in the case of $\Delta m_{41}^2 = 1.78 \text{ eV}^2$, instead of $\sin^2 \theta_{14} = 0.023$ we used the extreme value of the 2σ allowed interval quoted in eq. (6), $\sin^2 \theta_{14} = 0.017$ ($\sin^2 \theta_{14} = 0.047$), this will lead to the decreasing (increasing) of the numerical values of $|< m >|$ at $m_{\min} \lesssim 10^{-3} \text{ eV}$ and of \bar{m}_3 , obtained for $\sin^2 \theta_{14} = 0.023$, approximately by the factors 1.1 (1.4) and 2.0 (2.4), respectively.

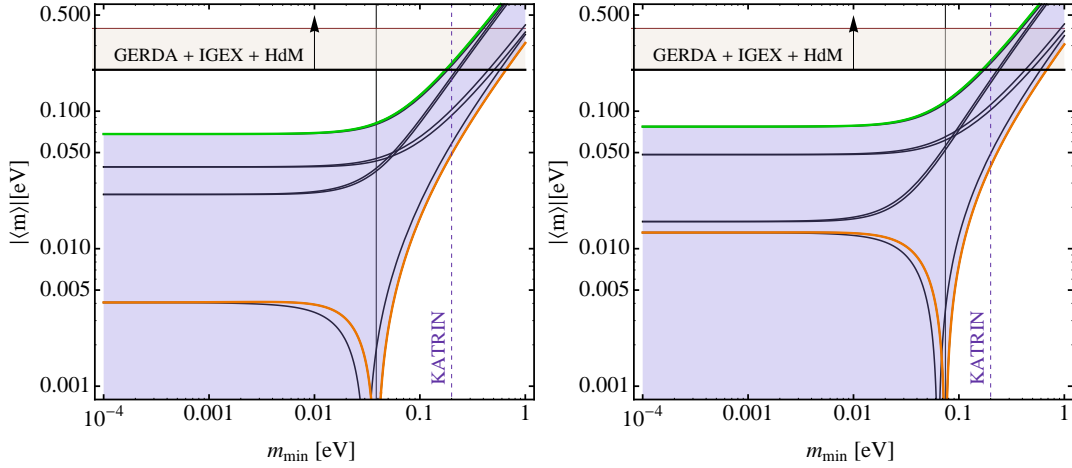


Figure 12: Left Panel. The value of $|\langle m \rangle|$ as function of $m_{min} = m_3$ for $\Delta m_{43}^2 = 0.93 \text{ eV}^2$, $\sin \theta_{14} = 0.15$. The green and orange lines correspond respectively to $(\alpha, \beta, \gamma) = (0, 0, 0)$ and (π, π, π) . The six gray curves correspond to the other possible sets of CP conserving values 0 or π of the CPV phases (α, β, γ) . The vertical line is at $m_3 = \bar{m}_3 \simeq 0.038 \text{ eV}$. If $m_3 \leq \bar{m}_3$, we can have $|\langle m \rangle|_{min} = 0$ at any fixed m_3 for specific values of (α, β, γ) , while for $m_3 > \bar{m}_3$, the minimum of $|\langle m \rangle|$ is realized at $(\alpha, \beta, \gamma) = (\pi, \pi, \pi)$ and $|\langle m \rangle|_{min} \neq 0$. Right Panel. The same as in the left panel, but for $\Delta m_{43}^2 \equiv 1.78 \text{ eV}^2$. The vertical line is at $m_3 = \bar{m}_3 \simeq 0.074 \text{ eV}$. The horizontal band indicates the upper bound $|\langle m \rangle| \sim 0.2 - 0.4 \text{ eV}$ obtained using the 90 % C.L. limit on the half-life of ^{76}Ge reported in [33].

3.1 The Case of $m_3 = 0$

The effective Majorana mass in this case is

$$|\langle m \rangle| = \left| \sqrt{|\Delta m_{32}^2| - \Delta m_{21}^2} (c_{12}c_{13}c_{14})^2 + \sqrt{|\Delta m_{32}^2|} (c_{13}c_{14}s_{12})^2 e^{i\alpha} + \sqrt{\Delta m_{43}^2} s_{14}^2 e^{i\gamma} \right|. \quad (24)$$

Now only two phases enter into the expression of $|\langle m \rangle|$: α and γ . In this case the minima of $|\langle m \rangle|$ can be obtained from the general solutions derived in Appendix A and take place for

$$\begin{aligned} \sin \gamma_{\pm} &= \mp \frac{\sqrt{-(a_0 - d_0)^2 - b_0^2} [(a_0 + d_0)^2 - b_0^2]}{2a_0d_0} \\ \sin \alpha_{\pm} &= \pm \frac{\sqrt{-(a_0 - d_0)^2 - b_0^2} [(a_0 + d_0)^2 - b_0^2]}{2a_0b_0} \end{aligned} \quad (25)$$

where

$$\begin{aligned} a_0 &= \sqrt{|\Delta m_{32}^2| - \Delta m_{21}^2} \, c_{12}^2 c_{13}^2 c_{14}^2, \\ b_0 &= \sqrt{|\Delta m_{32}^2|} \, c_{13}^2 c_{14}^2 s_{12}^2, \\ d_0 &= \sqrt{\Delta m_{43}^2} \, s_{14}^2. \end{aligned} \quad (26)$$

Both minima correspond to $|\langle m \rangle| = 0$ independently of the value of Δm_{43}^2 . However, the location of the minima on the $\alpha - \gamma$ plane depends on Δm_{43}^2 . For instance, if we use $\Delta m_{43}^2 = 0.93 \text{ eV}^2$, the minima are at $(\sin \alpha, \sin \gamma) = (\mp 0.562, \pm 0.373)$. This result is shown in Fig. 13. We notice that the existence of solutions for (α, γ) such that $|\langle m \rangle| \sim 0$ is clear

from the expression in eq. (24) since for the values of the oscillation parameters used in the present study a complete cancellation among the three terms in $|\langle m \rangle|$ can take place. Indeed, in the case of the best fit values, for instance,

the first term $\propto \sqrt{|\Delta m_{32}^2| - \Delta m_{21}^2} (c_{12}c_{13}c_{14})^2 \approx 0.032$, can be compensated completely by the sum of the other two terms which are of the order of $\sqrt{|\Delta m_{32}^2|} (c_{13}c_{14}s_{12})^2 \approx 0.014$ and $\sqrt{\Delta m_{43}^2} s_{14}^2 \approx 0.022$, respectively.

It follows from our analysis that in the case of $m_3 = 0$ we have $|\langle m \rangle| > 0.01$ eV for values of the phases α and γ outside the region delimited by the red line in Figure 13.

We note finally that in the limit $m_3 \rightarrow 0$ (or equivalently $c \rightarrow 0$) there are four out of the nine solutions determined analytically, which admit $|\langle m \rangle| = 0$ (this can be seen in Table 5 in the Appendix A.1). The four solutions are $(u_{\pm}, v_{\pm}, t_{\pm})$ and $(v_4^{\pm}(u), t_4^{\pm}(u))$. If the solutions $(v_4^{\pm}(u), t_4^{\pm}(u))$ are evaluated at u^{\pm} , i.e., $v_4^{\pm}(u^{\pm}) \rightarrow v_{\pm}$, in this case the two minima of the first solution coincide with the two minima of the second one.

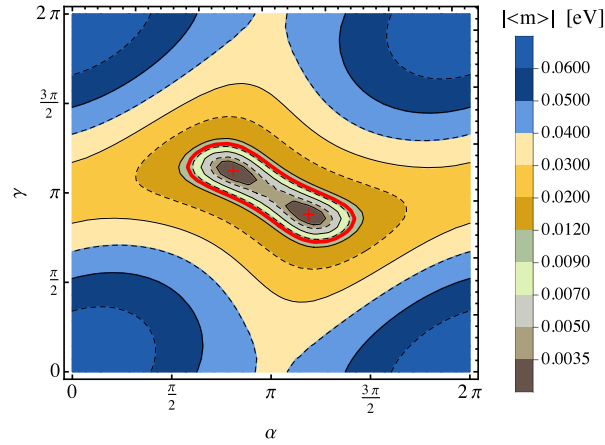


Figure 13: The values of $|\langle m \rangle|$ for the IH spectrum in the 3+1 scheme versus α and γ in the case of $m_{min} = m_3 = 0$, $\Delta m_{43}^2 = 0.93 \text{ eV}^2$ and $\sin \theta_{14} = 0.15$. In this case there are two minima in the crossed points at $(\sin \alpha, \sin \gamma) = (\mp 0.562, \pm 0.373)$, and $|\langle m \rangle|$ in these minima is exactly zero. The red line corresponds to $|\langle m \rangle| = 0.01$ eV. See text for details.

4 The 3+2 Scheme: Two Sterile Neutrinos

In this Section we analyze the case of two extra sterile neutrino states. In this case the PMNS mixing matrix is a 5×5 unitary matrix. Following the parametrization used in [18] it can be written as:

$$U = V_{35}O_{34}V_{25}V_{24}O_{23}O_{15}O_{14}V_{13}V_{12} \text{diag}(1, e^{i\alpha/2}, e^{i\beta/2}, e^{i\gamma/2}, e^{i\eta/2}), \quad (27)$$

where η is an additional Majorana CPV phase. As in the case of the 3+1 scheme, we can set to zero the phases in the matrices V_{25} , V_{24} , V_{13} and V_{12} without loss of generality. In this case the elements of the first row of the PMNS matrix of interest for our analysis are given by:

$$\begin{aligned} U_{e1} &= c_{12}c_{13}c_{14}c_{15} \\ U_{e2} &= e^{i\alpha/2}c_{13}c_{14}c_{15}s_{12} \\ U_{e3} &= e^{i\beta/2}c_{14}c_{15}s_{13} \\ U_{e4} &= e^{i\gamma/2}c_{15}s_{14} \\ U_{e5} &= e^{i\eta/2}s_{15} \end{aligned} \quad (28)$$

The $(\beta\beta)_{0\nu}$ -decay effective Majorana mass reads:

$$|\langle m \rangle| = \left| m_1 |U_{e1}|^2 + m_2 |U_{e2}|^2 e^{i\alpha} + m_3 |U_{e3}|^2 e^{i\beta} + m_4 |U_{e4}|^2 e^{i\gamma} + m_5 |U_{e5}|^2 e^{i\eta} \right|. \quad (29)$$

The values for θ_{14} , $\Delta m_{41(43)}^2$, θ_{15} and $\Delta m_{51(53)}^2$ — for NO (IO)—, obtained in the global analysis performed in [18], are summarized in Table 3.

$\Delta m_{41(43)}^2$ [eV ²]	$\Delta m_{51(53)}^2$ [eV ²]	θ_{14}	θ_{15}
0.47	0.87	0.13	0.14

Table 3: Best global fit values of the sterile neutrino oscillation parameters in the 3+2 scheme with NO (IO) neutrino mass spectrum (from [18]). The relation to the mixing matrix elements is $|U_{e4}| = \cos \theta_{15} \sin \theta_{14}$ and $|U_{e5}| = \sin \theta_{15}$.

5 The 3+2 Scheme with NO Spectrum

In the case of the 3+2 scheme with NO spectrum, $m_1 < m_2 < m_3 < m_4 < m_5$, one can write the effective Majorana mass as:

$$|\langle m \rangle| = |m_1 c_{12}^2 c_{13}^2 c_{14}^2 c_{15}^2 + m_2 e^{i\alpha} c_{13}^2 c_{14}^2 c_{15}^2 s_{12}^2 + m_3 e^{i\beta} c_{14}^2 c_{15}^2 s_{13}^2 + m_4 e^{i\gamma} c_{15}^2 s_{14}^2 + m_5 e^{i\eta} s_{15}^2| \quad (30)$$

As in the case of the 3+1 scheme, it proves convenient to express the masses $m_{2,3,4,5}$ in terms of the lightest neutrino mass m_1 and the neutrino mass squared differences:

$$\begin{aligned} m_{min} &\equiv m_1, & m_2 &= \sqrt{m_1^2 + \Delta m_{21}^2}, & m_3 &= \sqrt{m_1^2 + \Delta m_{31}^2}, & m_4 &= \sqrt{m_1^2 + \Delta m_{41}^2}, \\ m_5 &= \sqrt{m_1^2 + \Delta m_{51}^2}, & \Delta m_{21}^2 &> 0, & \Delta m_{31}^2 &> 0, & \Delta m_{41}^2 &> 0 \text{ and } \Delta m_{51}^2 > 0. \end{aligned} \quad (31)$$

The neutrino mass spectrum in 3+2 NO scheme is shown in Fig. 14.

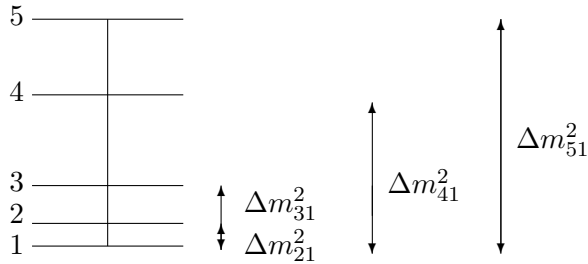


Figure 14: The neutrino mass spectrum in the 3+2 NO scheme.

In what follows we will analyze the conditions for minimization of $|\langle m \rangle|$. As in the 3+1 case, we will work with $|\langle m \rangle|^2$ rather than with $|\langle m \rangle|$:

$$|\langle m \rangle|^2 = |a + e^{i\alpha}b + e^{i\beta}c + e^{i\gamma}d + e^{i\eta}e|^2, \quad (32)$$

where

$$\begin{aligned}
a &= m_{\min} c_{12}^2 c_{13}^2 c_{14}^2 c_{15}^2, \\
b &= \sqrt{m_{\min}^2 + \Delta m_{21}^2} c_{13}^2 c_{14}^2 c_{15}^2 s_{12}^2, \\
c &= \sqrt{m_{\min}^2 + \Delta m_{31}^2} c_{14}^2 c_{15}^2 s_{13}^2, \\
d &= \sqrt{m_{\min}^2 + \Delta m_{41}^2} c_{15}^2 s_{14}^2, \\
e &= \sqrt{m_{\min}^2 + \Delta m_{51}^2} s_{15}^2.
\end{aligned} \tag{33}$$

The analytical study of the minima of $|\langle m \rangle|^2$ in this case is a non-trivial task since four phases are involved and the non-linearity of the system of the first derivatives of $|\langle m \rangle|^2$ with respect to the four phases makes the analysis rather complicated. Therefore finding all possible solutions of the minimization procedure in analytical form is a complex problem. Thus, we have performed the general analysis of the minimization of $|\langle m \rangle|$ numerically. It is possible, however, to perform analytically the analysis of the minima of $|\langle m \rangle|$, corresponding to the 16 sets of CP conserving values (either 0 or π) of the four phases α, β, γ and η . This analysis is described in Appendix B. It follows from the results found in Appendix B that only $(\alpha, \beta, \gamma, \eta) = (\pi, \pi, \pi, \pi), (0, 0, 0, \pi), (0, 0, \pi, 0), (0, \pi, 0, 0)$ and $(\pi, 0, 0, 0)$ can correspond to minima of $|\langle m \rangle|$. These minima take place in intervals of values of m_1 which are determined by the following sets of inequalities:

$$\begin{aligned}
(\alpha, \beta, \gamma, \eta) &= (\pi, \pi, \pi, \pi) \quad \text{if} \quad F_1 = a - b - c - d - e > 0, \\
(\alpha, \beta, \gamma, \eta) &= (0, 0, 0, \pi) \quad \text{if} \quad (d < e) \wedge (c < e - d) \wedge (b < -c - d + e) \wedge \\
&\quad \wedge (F_8 = a + b + c + d - e < 0), \\
(\alpha, \beta, \gamma, \eta) &= (0, 0, \pi, 0) \quad \text{if} \quad (d > e) \wedge (c < d - e) \wedge (b < -c + d - e) \wedge \\
&\quad \wedge (F_3 = a + b + c - d + e < 0), \\
(\alpha, \beta, \gamma, \eta) &= (0, \pi, 0, 0) \quad \text{if} \quad (c > d + e) \wedge (b < c - d - e) \wedge \\
&\quad \wedge (G_3 = a + b - c + d + e < 0), \\
(\alpha, \beta, \gamma, \eta) &= (\pi, 0, 0, 0) \quad \text{if} \quad (b > c + d + e) \wedge (F_6 = a - b + c + d + e < 0).
\end{aligned} \tag{34}$$

The dependence of F_1, F_8, F_3, G_3, F_6 and $(d - e)$ on m_1 is shown in the right panel of Fig. 15.

It is not difficult to check that for the values of the oscillation parameters quoted in Tables 1 and 3, the sets of inequalities listed above in each of the cases of $(\alpha, \beta, \gamma, \eta) = (0, 0, \pi, 0), (0, \pi, 0, 0)$ and $(\pi, 0, 0, 0)$ cannot simultaneously be fulfilled for $m_1 \geq 0$. Thus, only $(\alpha, \beta, \gamma, \eta) = (\pi, \pi, \pi, \pi)$ and $(0, 0, 0, \pi)$ correspond to true minima of $|\langle m \rangle|$. Defining \bar{m}_1 and \underline{m}_1 as the zero of the functions F_1 and F_8 ,

$$F_1(\bar{m}_1) = a - b - c - d - e = 0, \quad F_8(\underline{m}_1) = a + b + c + d - e = 0, \tag{35}$$

we find that the minima of $|\langle m \rangle|$ for $m_1 > \bar{m}_1$ take place only at $(\alpha, \beta, \gamma, \eta) = (\pi, \pi, \pi, \pi)$, while for $m_1 < \underline{m}_1$ they occur at $(\alpha, \beta, \gamma, \eta) = (0, 0, 0, \pi)$. Further, the numerical analysis performed by us shows that in the interval of $\bar{m}_1 < m_{\min} < \underline{m}_1$, the minimum value of $|\langle m \rangle|$ is exactly zero and is reached, in general, for CP nonconserving values of the phases $(\alpha, \beta, \gamma, \eta)$. These results are presented graphically in the left panel of Fig. 15. Figure 15 shows also, in particular, that at $m_{\min} \rightarrow 0$ we have $|\langle m \rangle| \neq 0$.

In Fig. 16 we show $|\langle m \rangle|$ as a function of the lightest neutrino mass m_{\min} . The shaded area indicates the allowed values for $|\langle m \rangle|$. The red, orange, green and gray lines correspond to the different sets of CP conserving values (0 or π) of the CPV phases (α, β, γ) . The

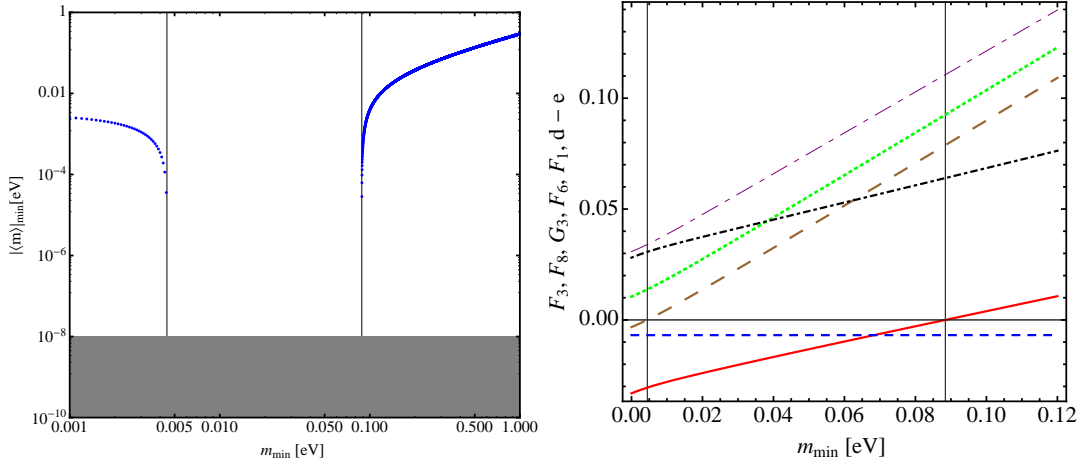


Figure 15: Left Panel. Minimum $|\langle m \rangle|$ as function of $m_{min} \equiv m_1$. The figure has been obtained numerically for $\Delta m_{41}^2 = 0.47 \text{ eV}^2$, $\Delta m_{51}^2 = 0.87 \text{ eV}^2$, $\sin \theta_{14} = 0.13$, $\sin \theta_{15} = 0.14$ (see Table 3) and performing a scan over a sufficiently large sets of values of m_{min} . The vertical lines correspond to $\bar{m}_1 \simeq 8.84 \times 10^{-2} \text{ eV}$ and $\underline{m}_1 \simeq 4.44 \times 10^{-3} \text{ eV}$. In the interval $\underline{m}_1 \leq m_1 \leq \bar{m}_1$ we have $\min(|\langle m \rangle|) = 0$. Right Panel. The functions F_3 (dotted green), F_8 (large dashed brown), G_3 (short-large dashed purple), F_6 (dot-dashed black), F_1 (solid red), $d - e$ (short-dashed blue), defined in eq. (35) as function of m_{min} for the best fit values of Table 3. The vertical lines are at $\bar{m}_1 \simeq 8.84 \times 10^{-2} \text{ eV}$ and $\underline{m}_1 \simeq 4.44 \times 10^{-3} \text{ eV}$.

vertical solid lines are at $m_1 = \underline{m}_1 \simeq 4.44 \times 10^{-3} \text{ eV}$ (and $(\alpha, \beta, \gamma, \eta) = (0, 0, 0, \pi)$) and $m_1 = \bar{m}_1 \simeq 8.84 \times 10^{-2} \text{ eV}$ (and $(\alpha, \beta, \gamma, \eta) = (\pi, \pi, \pi, \pi)$). It is clear from the figure that $|\langle m \rangle|$ can be zero in the interval $\underline{m}_1 \leq m_{min} \leq \bar{m}_1$, while for $m_{min} \rightarrow 0$ we have $|\langle m \rangle|_{min} \rightarrow 3.21 \times 10^{-3} \text{ eV}$ and $\max(|\langle m \rangle|) = 0.033 \text{ eV}$. The indicated $|\langle m \rangle|_{min}$ and $\max(|\langle m \rangle|)$ values at $m_{min} = 0$ in Fig. 16 are reached for $(\alpha, \beta, \gamma, \eta) = (0, 0, 0, \pi)$ and $(\alpha, \beta, \gamma, \eta) = (0, 0, 0, 0)$ (corresponding to the red and green lines). At $m_1 = \bar{m}_1$ and $m_1 = \underline{m}_1$, we have $|\langle m \rangle|_{min} = 0$: at $m_1 = \underline{m}_1$ the first four terms in the expression for $|\langle m \rangle|$ are positive and their sum is compensated by the last term, $\sqrt{\Delta m_{51}^2} \sin^2 \theta_{15}$, while at $m_1 = \bar{m}_1$ a cancellation occurs between the first term proportional to m_{min} and the sum of all the other terms. We have also indicated in the figure with a dotted vertical line the prospective constraint on m_{min} that might be obtained in the β -decay experiment KATRIN [34]. We find that in 3+2 NO scheme under discussion one always has

- $|\langle m \rangle| > 0.01 \text{ eV}$ for $m_{min} > 0.118 \text{ eV}$.

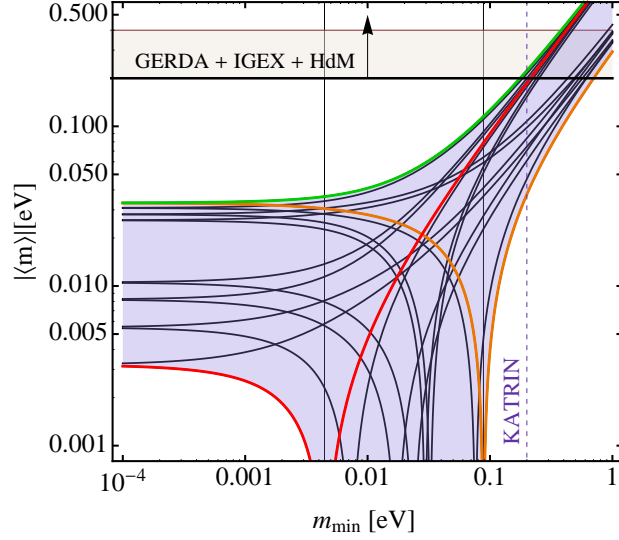


Figure 16: The value of $|\langle m \rangle|$ versus the lightest neutrino mass m_1 for $\Delta m_{41}^2 = 0.47 \text{ eV}^2$, $\Delta m_{51}^2 = 0.87 \text{ eV}^2$, $\sin \theta_{14} = 0.13$, $\sin \theta_{15} = 0.14$. The green, red and orange lines correspond to $(\alpha, \beta, \gamma, \eta) = (0, 0, 0, 0), (0, 0, 0, \pi), (\pi, \pi, \pi, \pi)$, while the blue lines are obtained for the other 13 sets of CP conserving values (0 or π) of the four CPV phases. The vertical solid lines are at $m_1 = \underline{m}_1 \simeq 0.004 \text{ eV}$ and $m_1 = \bar{m}_1 \simeq 0.088 \text{ eV}$. The minimum of $|\langle m \rangle|$ in the interval $\underline{m}_1 \leq m_1 \leq \bar{m}_1$ is exactly zero. The horizontal band indicates the upper bound $|\langle m \rangle| \sim 0.2 - 0.4 \text{ eV}$ obtained using the 90 % C.L. limit on the half-life of ^{76}Ge reported in [33]. See text for further details.

5.1 The Case of $m_1 = 0$

In the case of $m_{min} \equiv m_1 = 0$, the expression of $|\langle m \rangle|$ simplifies to:

$$|\langle m \rangle|^2 \Big|_{m_1=0} = |e^{i\alpha} b_0 + e^{i\beta} c_0 + e^{i\gamma} d_0 + e^{i\eta} e_0|^2, \quad (36)$$

where the parameters b_0, c_0, d_0 and e_0 read:

$$\begin{aligned} b_0 &= \sqrt{\Delta m_{21}^2 c_{13}^2 c_{14}^2 s_{12}^2}, \\ c_0 &= \sqrt{\Delta m_{31}^2 c_{14}^2 c_{15}^2 s_{13}^2}, \\ d_0 &= \sqrt{\Delta m_{41}^2 c_{15}^2 s_{14}^2}, \\ e_0 &= \sqrt{\Delta m_{51}^2 s_{15}^2}. \end{aligned} \quad (37)$$

The minimum of the effective Majorana mass is reached in this case for $(\alpha, \beta, \gamma, \eta) = (0, 0, 0, \pi)$ and at the minimum $|\langle m \rangle| \neq 0$. Indeed, numerically we have $b_0 \simeq 2.51 \times 10^{-3} \text{ eV}$, $c_0 \simeq 1.14 \times 10^{-3} \text{ eV}$, $d_0 \simeq 1.13 \times 10^{-2} \text{ eV}$ and $e_0 \simeq 1.82 \times 10^{-2} \text{ eV}$, and it is clear that the four terms in the expression for $|\langle m \rangle|$ cannot compensate each other completely. For the minimum value of $|\langle m \rangle|$ in the case under study we get $|\langle m \rangle| = 0.0032 \text{ eV}$. In Fig. 17 we show the values of $|\langle m \rangle|$ versus $\alpha - \eta$ and $\beta - \eta$, fixing for convenience $\gamma - \eta = \pi$. The minimum is at the crossed point corresponding to at $\alpha - \eta = \pi$, $\beta - \eta = \pi$. It follows from our analysis that in the case of $m_1 = 0$ and $\gamma - \eta = \pi$ we have $|\langle m \rangle| > 0.01 \text{ eV}$ for values of the phases $\alpha - \eta$ and $\beta - \eta$ in the region delimited by the red lines in Figure 17.

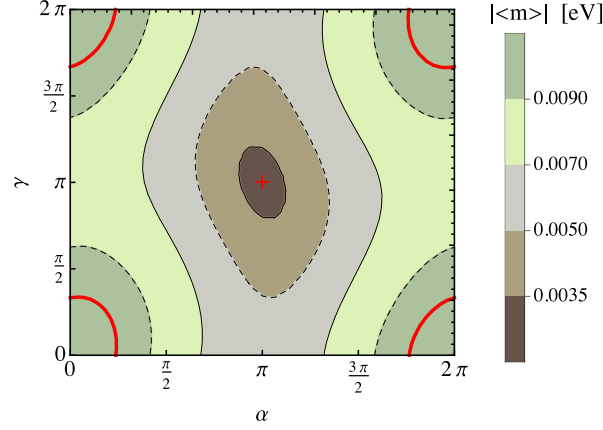


Figure 17: The value of $|\langle m \rangle|$ in the 3+2 scheme with NO spectrum at $m_{\min} = 0$ for $\gamma - \eta = \pi$. The minimum of $|\langle m \rangle|$ corresponds to $(\alpha - \eta, \beta - \eta) = (\pi, \pi)$ (the crossed point). The values of $|\langle m \rangle|$ at this minimum is 3.21×10^{-3} eV. The red line corresponds to $|\langle m \rangle| = 0.01$ eV.

6 The 3+2 Scheme with IO Spectrum

In the case of the 3+2 scheme with IO spectrum, $m_3 < m_1 < m_2 < m_4 < m_5$, $|\langle m \rangle|$ can be written as:

$$|\langle m \rangle| = |m_1 c_{12}^2 c_{13}^2 c_{14}^2 c_{15}^2 + m_2 e^{i\alpha} c_{13}^2 c_{14}^2 c_{15}^2 s_{12}^2 + m_3 e^{i\beta} c_{14}^2 c_{15}^2 s_{13}^2 + m_4 e^{i\gamma} c_{15}^2 s_{14}^2 + m_5 e^{i\eta} s_{15}^2|. \quad (38)$$

We have:

$$\begin{aligned} m_1 &= \sqrt{m_3^2 - \Delta m_{32}^2 - \Delta m_{21}^2}, \quad m_2 = \sqrt{m_3^2 - \Delta m_{32}^2}, \quad m_3 \equiv m_{\min}, \quad m_4 = \sqrt{m_3^2 + \Delta m_{43}^2}, \\ m_5 &= \sqrt{m_3^2 + \Delta m_{53}^2}, \quad \Delta m_{21}^2 > 0, \quad \Delta m_{32}^2 < 0, \quad \Delta m_{43}^2 > 0, \quad \Delta m_{53}^2 > 0. \end{aligned} \quad (39)$$

The neutrino mass spectrum in 3+2 IO scheme is shown schematically in Fig. 18.

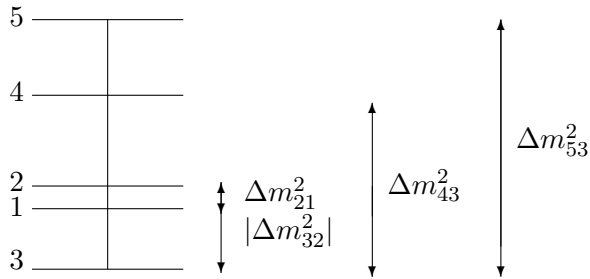


Figure 18: The neutrino mass spectrum in the 3+2 IO scheme.

We define:

$$|\langle m \rangle|^2 = |a + e^{i\alpha}b + e^{i\beta}c + e^{i\gamma}d + e^{i\eta}e|^2, \quad (40)$$

where the parameters a, b, c, d and e in this case read:

$$\begin{aligned}
a &= \sqrt{m_{min}^2 + |\Delta m_{32}^2| - \Delta m_{21}^2 c_{12}^2 c_{13}^2 c_{14}^2 c_{15}^2}, \\
b &= \sqrt{m_{min}^2 + |\Delta m_{32}^2| c_{13}^2 c_{14}^2 c_{15}^2 s_{12}^2}, \\
c &= m_{min} c_{14}^2 c_{15}^2 s_{13}^2, \\
d &= \sqrt{m_{min}^2 + \Delta m_{43}^2 c_{15}^2 s_{14}^2}, \\
e &= \sqrt{m_{min}^2 + \Delta m_{53}^2 s_{15}^2}.
\end{aligned} \tag{41}$$

As in the case of NO spectrum, we have performed the general analysis of minimization of $|\langle m \rangle|$ numerically. Analytical results have been obtained only for the CP conserving values (0 or π) of the four CPV phases. As it follows from the analysis performed in Appendix B, only one set of CP conserving values of the phases corresponds to a minimum of $|\langle m \rangle|$, namely, $(\alpha, \beta, \gamma, \eta) = (\pi, \pi, \pi, \pi)$. The domain of this minimization solution is determined by the inequality $F_1(m_3) \equiv (a - b - c - d - e) > 0$. Let us define by \bar{m}_3 the zero of F_1 : $F_1(\bar{m}_3) = 0$. As can be shown (and is seen also in Fig. 22 in Appendix B), the inequality of interest $F_1(m_3) > 0$ is satisfied for $m_3 > \bar{m}_3$. Thus, for $m_3 > \bar{m}_3$, $|\langle m \rangle|$ takes minimum values only for the values of the phases $(\alpha, \beta, \gamma, \eta) = (\pi, \pi, \pi, \pi)$. Moreover, the minima of $|\langle m \rangle|$ at $m_3 > \bar{m}_3$ are different from zero. This follows from the fact that the minima under discussion correspond to the contribution of the first term $\propto \sqrt{m_{min}^2 + |\Delta m_{32}^2| - \Delta m_{21}^2}$ in the expression for $|\langle m \rangle|$, eq. (38), being compensated by the sum of the other terms in $|\langle m \rangle|$, and that for the values of the oscillation parameters used in the present analysis the compensation cannot be complete. For the indicated values of the phases, a complete compensation leading to $|\langle m \rangle|_{min} = 0$ is possible only in the point $m_3 = \bar{m}_3$. At any given $m_3 < \bar{m}_3$, as our numerical analysis shows, we have $|\langle m \rangle|_{min} = 0$ and the minimum takes place, in general, for CP nonconserving values of $(\alpha, \beta, \gamma, \eta)$. These results are illustrated in Fig. 19, where we show $|\langle m \rangle|_{min}$ as function of the lightest neutrino mass.

In Fig. 20 we show $|\langle m \rangle|$ as function of the lightest neutrino mass $m_{min} = m_3$. The gray lines correspond to $|\langle m \rangle|$ computed for CP conserving values of the phases $(\alpha, \beta, \gamma, \eta)$ (either 0 or π). The shaded area indicates the possible allowed values of $|\langle m \rangle|$ and is obtained for the values of the oscillation parameters quoted in Tables 1 and 3. The vertical solid line corresponds to $m_{min} = \bar{m}_3 \simeq 0.125$ eV and $(\alpha, \beta, \gamma, \eta) = (\pi, \pi, \pi, \pi)$. At $m_{min} \leq \bar{m}_3$, we can have $|\langle m \rangle|_{min} = 0$ for specific, in general CP nonconserving, values of the phases $(\alpha, \beta, \gamma, \eta)$. This behaviour of $|\langle m \rangle|_{min}$ is very different from the behavior in the case of NO spectrum discussed in the previous Section, where $|\langle m \rangle|_{min}$ can be zero only in a limited interval of values of m_{min} .

We find also that in the 3+2 IO scheme under discussion and the values of the neutrino oscillation parameters used in the present analysis one always has

- $|\langle m \rangle| > 0.01$ eV for $m_{min} > 0.178$ eV.

6.1 The case of $m_3 = 0$

In the limit $m_{min} \equiv m_3 = 0$, (which implies $c = 0$ in eq. (40)), the analysis of the minimization of the effective Majorana mass is exactly the same as in the case of the 3+1 scheme. This becomes clear after a redefinition of the phases and the coefficients involved. For $m_{min} \equiv m_3 = 0$, $|\langle m \rangle|^2$ can be written as:

$$|\langle m \rangle|^2 \Big|_{m_3=0} = |a_0 + e^{i\alpha} b_0 + e^{i\gamma} d_0 + e^{i\eta} e_0|^2, \tag{42}$$

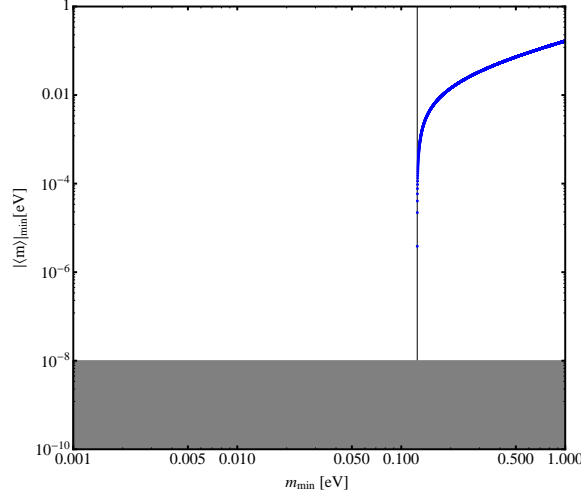


Figure 19: Minimum $|\langle m \rangle|$ as a function of $m_{min} \equiv m_3$. The plot has been obtained numerically for $\Delta m_{43}^2 = 0.47 \text{ eV}^2$, $\Delta m_{53}^2 = 0.87 \text{ eV}^2$, $\sin \theta_{14} = 0.13$, $\sin \theta_{15} = 0.14$ (see Table 3) by varying m_{min} in the interval $[0.001, 1.000] \text{ eV}$ and each of the four CPV phases in the interval $[0, 2\pi]$. The vertical line corresponds to $\bar{m}_3 \simeq 1.25 \times 10^{-1} \text{ eV}$ ($F_1(\bar{m}_3) = 0$). For any given $m_3 \leq \bar{m}_3$ we have $|\langle m \rangle|_{min} = 0$. For the different $m_3 < \bar{m}_3$, the minima of $|\langle m \rangle|$ occur at different sets of CP nonconserving values of $(\alpha, \beta, \gamma, \eta)$ (see text for further details).

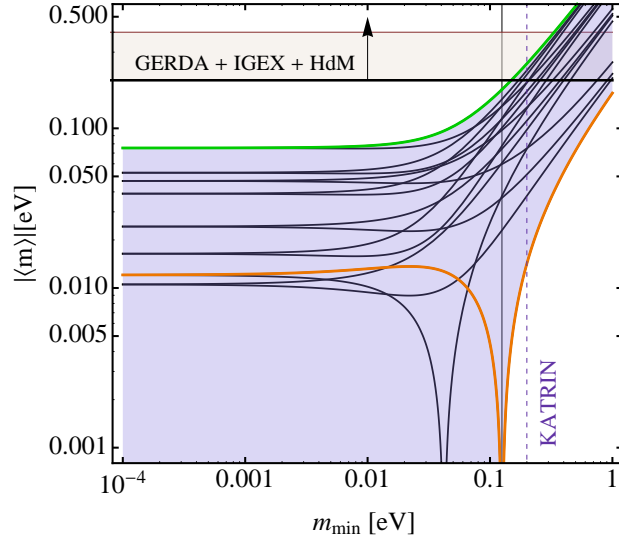


Figure 20: The value of $|\langle m \rangle|$ as function of $m_{min} = m_3$ for $\Delta m_{43}^2 = 0.47 \text{ eV}^2$, $\Delta m_{53}^2 = 0.87 \text{ eV}^2$, $\sin \theta_{14} = 0.13$, $\sin \theta_{15} = 0.14$ (see Table 3). The green and orange lines correspond to $(\alpha, \beta, \gamma) = (0, 0, 0, 0)$ and (π, π, π, π) , while the gray lines corresponding to the other 14 sets of CP conserving values (0 or π) of the four CPV phases. The vertical solid line corresponds to $m_{min} = \bar{m}_3 \simeq 0.125 \text{ eV}$. At $m_{min} \leq \bar{m}_3$ we can have $|\langle m \rangle|_{min} = 0$. The dotted line represents the prospective upper limit from the β -decay experiment KATRIN [34]. The horizontal band indicates the upper bound $|\langle m \rangle| \sim 0.2 - 0.4 \text{ eV}$ obtained using the 90 % C.L. limit on the half-life of ^{76}Ge given in [33].

where

$$\begin{aligned}
a_0 &= \sqrt{|\Delta m_{32}^2| - \Delta m_{21}^2} c_{12}^2 c_{13}^2 c_{14}^2 c_{15}^2, \\
b_0 &= \sqrt{|\Delta m_{32}^2|} c_{13}^2 c_{14}^2 c_{15}^2 s_{12}^2, \\
d_0 &= \sqrt{\Delta m_{43}^2} c_{15}^2 s_{14}^2, \\
e_0 &= \sqrt{\Delta m_{53}^2} s_{15}^2.
\end{aligned} \tag{43}$$

Using the analysis performed in Appendix A for the 3+1 scheme we find that the solutions which minimize $|\langle m \rangle|$, such that $|\langle m \rangle|_{\min}$ is exactly zero, are: $(u_{\pm}, v_{\pm}, t_{\pm}) \equiv (\tan(\gamma_{\pm}/2), \tan(\alpha_{\pm}/2), \tan(\eta_{\pm}/2))$, $(u_3^{\pm}, v_3^{\pm}, t_3^{\pm}) \equiv (\tan(\gamma_3^{\pm}/2), \tan(\alpha_3^{\pm}/2), \tan(\eta_3^{\pm}/2))$, and $(v_4^{\pm}(u), t_4^{\pm}(u)) \equiv (\tan(\alpha_4^{\pm}/2), \tan(\eta_4^{\pm}/2))$. The solutions $(u_{\pm}, v_{\pm}, t_{\pm})$ and $(v_4^{\pm}(u), t_4^{\pm}(u))$ can be obtained formally from eqs. (16) and (17) by replacing, respectively, a, b, c and d with a_0, b_0, e_0 and d_0 defined in eq. (43), while the solution $(u_3^{\pm}, v_3^{\pm}, t_3^{\pm})$ is given by:

$$\begin{cases}
u_3^{\pm} &= \pm \frac{\sqrt{(-a_0 + b_0 - d_0 + e_0)(a_0 - b_0 + d_0 + e_0)}}{\sqrt{(a_0 - b_0 - d_0 - e_0)(a_0 - b_0 - d_0 + e_0)}}, \\
v_3^{\pm} &= \pm \frac{a_0^2 - b_0^2 - d_0^2 + e_0^2}{\sqrt{(a_0 - b_0 - d_0 - e_0)(a_0 - b_0 - d_0 + e_0)} \sqrt{(-a_0 + b_0 - d_0 + e_0)(a_0 - b_0 + d_0 + e_0)}}, \\
t_3^{\pm} &= \pm \frac{(b_0 + e_0)(-a_0 + b_0 + d_0 - e_0) \sqrt{(-a_0 + b_0 - d_0 + e_0)(a_0 - b_0 + d_0 + e_0)}}{(b_0 - e_0) \sqrt{(a_0 - b_0 - d_0 - e_0)(a_0 - b_0 - d_0 + e_0)} (-a_0 + b_0 - d_0 + e_0)}.
\end{cases} \tag{44}$$

Using the best fit values $\Delta m_{43}^2 = 0.47 \text{ eV}^2$, $\Delta m_{53}^2 = 0.87 \text{ eV}^2$, $\sin \theta_{14} = 0.13$, $\sin \theta_{15} = 0.14$ we find that the minima corresponding to $(u_{\pm}, v_{\pm}, t_{\pm})$ and to eq. (44) are given numerically by:

$$u_{\pm} \simeq \pm 1.44, \quad v_{\pm} \simeq \pm 18.5, \quad t_{\pm} \simeq \mp 2.61 \tag{45}$$

and

$$u_3^{\pm} \simeq \pm 1.30, \quad v_3^{\pm} \simeq \mp 2.63, \quad t_3^{\pm} \simeq \mp 24.7. \tag{46}$$

The third minimum corresponding to the solution $(v_4^{\pm}(u), t_4^{\pm}(u))$ is not determined uniquely since it depends on u . However, one can define the minimum for a specific choice of u , or equivalently, for a value for one of the other phases, because the expressions of this solution are invertible. In order to check numerically whether the three solutions are minima we plot the dependence of $|\langle m \rangle|$ on two of the CPV phases (α, γ, η) , fixing the value of the third phase. It proves convenient to set the value of η , i.e. of t , equal to the values of the solution $(u_{\pm}, v_{\pm}, t_{\pm})$. One can, of course, do the same using the solutions $(u_3^{\pm}, v_3^{\pm}, t_3^{\pm})$, or choosing an arbitrary value of η . Our aim is to show that in the 3+2 IO scheme with $m_3 = 0$, the two solutions (u^+, v^+, t^+) and $(v_4^+(u), t_4^+(u))$ represent two different minima, in contrast to the case of 3+1 IO scheme with $m_3 = 0$.

More specifically, if we fix $t \simeq -2.61$, we find $v_4^+ \simeq 1.68$ at a value of $u_4^+ \simeq -59.3$. The Left Panel of Fig. 21 shows the values of $|\langle m \rangle|$ with $t = t_+ \simeq -2.61$. The marked points correspond to the two different minima: the first corresponds to the solution (u_+, v_+, t_+) and takes place at $(\alpha, \gamma) = (3.03, 1.93)$, while the second one is associated with the solution $(v_4^+(u), t_4^+(u))$ and occurs at $(\alpha, \gamma) = (2.07, 3.17)$. In these two minima the effective Majorana mass is exactly zero. Repeating the same analysis with $t \simeq 2.61$, we find $v_4^- \simeq -1.68$ at the value of $u_4^- \simeq 59.3$. The Right Panel of Fig. 21 shows the values of $|\langle m \rangle|$ with $t = t_- \simeq 2.61$. The points marked with a cross correspond to the two different minima, one evaluated from the function (u_-, v_-, t_-) and corresponding to $(\alpha, \gamma) = (3.25, 4.35)$, and the second evaluated

from the function $(v_4^-(u), t_4^-(u))$ and corresponding to $(\alpha, \gamma) = (4.21, 3.11)$. As in the previous case, in these two minima the effective Majorana mass is exactly zero. The existence of two minima in the 3+2 scheme in the limit of $m_3 = 0$ is very different from the 3+1 case where the two minima coincide.

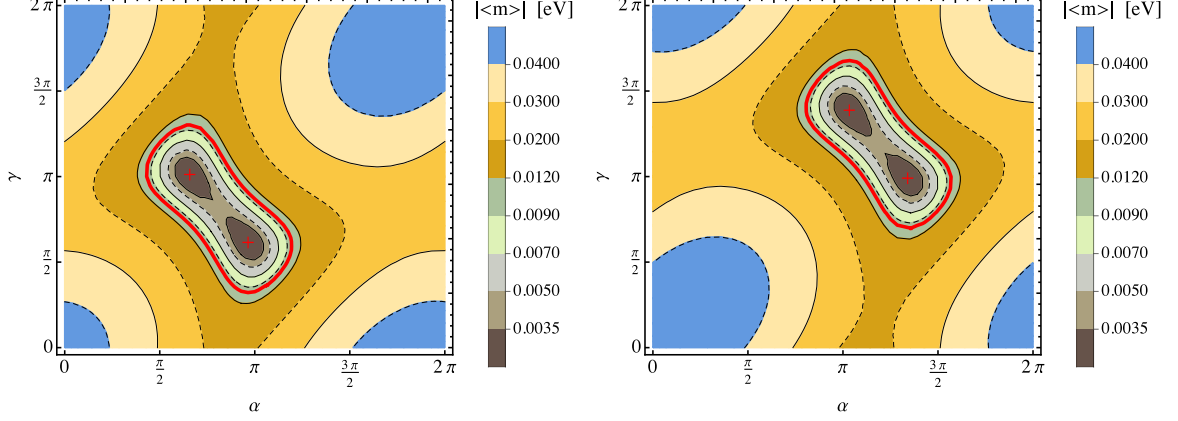


Figure 21: Left Panel. The value of $|\langle m \rangle|$ in the 3+2 IO scheme for $m_3 \equiv m_{min} = 0$ and the best fit values of Table 3. The phase η is set to the value η_+ , $\tan \eta_+/2 \simeq -2.61$. The values of $|\langle m \rangle|$ in the marked points $(\alpha, \gamma) = (3.03, 1.93), (2.07, 3.17)$, are zero. The red contour line corresponds to $|\langle m \rangle| = 0.01$ eV. Right Panel. The same as in the left panel, but setting η to the value η_- , $\tan \eta_-/2 \simeq 2.61$. The values of $|\langle m \rangle|$ in the marked points $(\alpha, \gamma) = (3.25, 4.35), (4.21, 3.11)$, are zero. The red contour line corresponds to $|\langle m \rangle| = 0.01$ eV. See text for details.

Finally, it follows from our analysis that for $m_3 = 0$ in the cases we have considered and which are illustrated in Fig. 21 we have $|\langle m \rangle| > 0.01$ eV for values of the phases α and γ outside the region delimited by the red line in Fig. 21.

7 Conclusions

In the present article we have investigated the predictions for neutrinoless double beta $((\beta\beta)_{0\nu})$ decay effective Majorana mass $|\langle m \rangle|$ in the 3 + 1 and 3 + 2 schemes with one and two additional sterile neutrinos with masses at the eV scale. These two schemes are widely used in the interpretation of the reactor neutrino and Gallium anomalies as well as of the data of the LSND and MiniBooNE experiments in terms of active-sterile neutrino oscillations. Due to the assumed active-sterile neutrino mixing, the “3 + 1” and “3 + 2” models have altogether 4 and 5 light massive neutrinos ν_j coupled to the electron and muon in the weak charged lepton current. In the minimal versions of these models the massive neutrinos are Majorana particles. The additional neutrinos ν_4 and ν_5 , should have masses m_4 and m_5 at the eV scale. It follows from the data that if ν_4 or ν_5 exist, they should couple to the electron and muon in the weak charged lepton current with couplings $U_{ek} \sim 0.1$ and $U_{\mu k} \sim 0.1$, $k = 4, 5$.

As was shown in [19, 20] and more recently in [21, 22, 23], the contribution of the additional light Majorana neutrinos ν_4 or $\nu_{4,5}$ to the $(\beta\beta)_{0\nu}$ -decay amplitude, and thus to the $(\beta\beta)_{0\nu}$ -decay effective Majorana mass $|\langle m \rangle|$, can change drastically the predictions for $|\langle m \rangle|$ obtained in the reference 3-flavour neutrino mixing scheme, $|\langle m \rangle^{(3\nu)}|$. Using the values of the neutrino oscillation parameters of the 3+1 and 3+2 schemes, obtained in the global analyses of the data relevant for the active-sterile neutrino oscillation hypothesis (positive evidence

and negative results), performed in [17, 18] (see Tables 1, 2 and 3), we have investigated in detail in the present article the possibility of a complete or partial cancellation among the different terms in $|\langle m \rangle|$, leading to a strong suppression of $|\langle m \rangle|$. This was done in the $3+1$ and $3+2$ schemes both in the cases of 3-neutrino mass spectra with normal ordering (NO) and inverted ordering (IO), as well as in the cases of normal hierarchical (NH) and inverted hierarchical (IH) spectra with $\min(m_j) = 0$, where $j = 1, 2, 3, 4$ ($j = 1, 2, 3, 4, 5$) for the $3+1$ ($3+2$) scheme. In this type of analysis the free parameters are the CP violation (CPV) Majorana phases and the lightest neutrino mass. In the case of the $3+1$ scheme, in which there are three physical CPV Majorana phases, we have found all the solutions of the system of equations which determine the minima of $|\langle m \rangle|$ as well as their domains (i.e., the regions of their validity), in analytic form. This was done for all types of neutrino mass spectra we have considered. In the more complicated case of $3+2$ scheme with four physical CPV Majorana phases, the non-linearity of the system of four equations which determine the extrema of $|\langle m \rangle|$ makes the analytical study of the extrema of interest a complicated problem. Thus, in this case we have performed the general analysis of the minimization of $|\langle m \rangle|$ numerically. It was possible, however, to perform analytically the analysis of the minima of $|\langle m \rangle|$, corresponding to the 16 sets of CP conserving values (either 0 or π) of the four phases.

We have found that if the neutrino mass spectrum is of the NO type, we can have $|\langle m \rangle| = 0$, and thus strongly suppressed $|\langle m \rangle|$, in a specific interval of values of $\min(m_j) \equiv m_{min}$, $\underline{m}_1 \leq m_{min} \leq \bar{m}_1$. This results is valid both for the $3+1$ and $3+2$ schemes. The specific values of \underline{m}_1 and \bar{m}_1 depend on the scheme: they are determined by the values of the oscillation parameters in each of the two schemes. For the best fit values reported in Tables 1, 2 and 3, in the $3+1$ with $\Delta m_{41}^2 = 0.93 \text{ eV}^2$, $3+1$ with $\Delta m_{41}^2 = 1.78 \text{ eV}^2$ and $3+2$ schemes they read, respectively: $(\underline{m}_1, \bar{m}_1) = (0.021, 0.065) \text{ eV}$, $(\underline{m}_1, \bar{m}_1) = (0.030, 0.091) \text{ eV}$ and $(0.004, 0.088) \text{ eV}$. For the different values of m_{min} from the indicated interval, the minimum $|\langle m \rangle| = 0$ is reached for different sets of CP nonconserving, in general, values of the CPV Majorana phases.

For the best fit values reported in Tables 1, 2 and 3, we find that we always have $|\langle m \rangle| > 0.01 \text{ eV}$,

- in the $3+1$ scheme with $\Delta m_{41}^2 = 0.93 \text{ eV}^2$ – for $m_{min} < 0.010 \text{ eV}$ and $m_{min} > 0.093 \text{ eV}$;
- in the $3+1$ scheme with $\Delta m_{41}^2 = 1.78 \text{ eV}^2$ – for $m_{min} < 0.020 \text{ eV}$ and $m_{min} > 0.119 \text{ eV}$;
- in the $3+2$ scheme – for $m_{min} > 0.118 \text{ eV}$.

The results we have obtained for IO spectrum are different. In this case one can have $|\langle m \rangle| = 0$ in the interval $m_{min} \leq \bar{m}_3$, where \bar{m}_3 is determined by the values of neutrino oscillation parameters. For a given m_{min} from the indicated interval, $|\langle m \rangle| = 0$ takes place for specific, in general, CP nonconserving values of the relevant Majorana phases. The values of \bar{m}_3 in the two schemes, $3+1$ and $3+2$, differ. Using the values of the oscillation parameters given in Tables 1, 2 and 3, we find: $\bar{m}_3 = 0.038 (0.074) \text{ eV}$ for $\Delta m_{41}^2 = 0.93 (1.78) \text{ eV}^2$ in the $3+1$ scheme, and $\bar{m}_3 = 0.125$ in the $3+2$ scheme.

Using the values of the oscillation parameters given in Tables 1, 2 and 3, we find also that one has always $|\langle m \rangle| > 0.01 \text{ eV}$,

- in the $3+1$ scheme with $\Delta m_{43}^2 = 0.93 \text{ eV}^2$ – for $m_{min} > 0.078 \text{ eV}$;
- in the $3+1$ scheme with $\Delta m_{43}^2 = 1.78 \text{ eV}^2$ – for $m_{min} > 0.108 \text{ eV}$;

- in the $3 + 2$ scheme – for $m_{min} > 0.178$ eV.

We have investigated also the specific cases of NH and IH spectra in the limit $m_{min} = 0$, which present certain peculiarities both in the $3 + 1$ and $3 + 2$ schemes.

The analysis performed by us allowed to derive the general conditions under which the effective Majorana mass satisfies $|\langle m \rangle| > 0.01$ eV, and thus to determine the regions of values m_{min} for which $|\langle m \rangle|$ is predicted to lie in the range planned to be explored by the next generation of $(\beta\beta)_{0\nu}$ -experiments. The results of these experiments will provide additional tests of the hypothesis of existence of sterile neutrinos with masses at the eV scale, and couplings ~ 0.1 to the electron and muon in the weak charged lepton current.

Acknowledgements

This work was supported in part by the INFN program on “Astroparticle Physics”, the World Premier International Research Center Initiative (WPI Initiative), MEXT, Japan (S.T.P.) and by the European Union FP7-ITN INVISIBLES and UNILHC (Marie Curie Action, PITAN-GA-2011-289442 and PITN-GA-2009-23792).

A The Extrema of $|\langle m \rangle|$ in the 3+1 Scheme with NO or IO Neutrino Mass Spectrum

We are interested in the minima and the maxima of $|\langle m \rangle|$. It turns out to be somewhat simpler to study the extrema of $|\langle m \rangle|^2$ which obviously coincide with those of $|\langle m \rangle|$. The expression for $|\langle m \rangle|^2$ in both the cases of NO and IO spectra can be written as:

$$|\langle m \rangle|^2 = |a + e^{i\alpha}b + e^{i\beta}c + e^{i\gamma}d|^2. \quad (47)$$

The zeros of the first derivatives of $|\langle m \rangle|^2$ with respect to the phases α , β and γ are given by the following system of three equations:

$$\begin{aligned} -2b[a \sin(\alpha) + c \sin(\alpha - \beta) + d \sin(\alpha - \gamma)] &= 0, \\ -2c[a \sin(\beta) - b \sin(\alpha - \beta) + d \sin(\beta - \gamma)] &= 0, \\ 2d[-a \sin(\gamma) + b \sin(\alpha - \gamma) + c \sin(\beta - \gamma)] &= 0. \end{aligned} \quad (48)$$

In order to solve this system we use the following parametrization:

$$\begin{aligned} \sin \alpha &= \frac{2v}{1+v^2}, & \cos \alpha &= \frac{1-v^2}{1+v^2}, \\ \sin \beta &= \frac{2t}{1+t^2}, & \cos \beta &= \frac{1-t^2}{1+t^2}, \\ \sin \gamma &= \frac{2u}{1+u^2}, & \cos \gamma &= \frac{1-u^2}{1+u^2}. \end{aligned} \quad (49)$$

where, respectively, $v \equiv \tan(\alpha/2)$, $t \equiv \tan(\beta/2)$, $u \equiv \tan(\gamma/2)$ with $\alpha, \beta, \gamma \neq \pi + 2k\pi$. In terms of the new variables the system in eq.(48) can be written as:

$$\begin{aligned} -\frac{2b}{1+v^2} \left[2av - \frac{2ct(1-v^2)}{t^2+1} + \frac{2c(1-t^2)v}{t^2+1} - \frac{2du(1-v^2)}{u^2+1} + \frac{2d(1-u^2)v}{u^2+1} \right] &= 0, \\ -\frac{2c}{1+t^2} \left[2at - \frac{2b(1-t^2)v}{v^2+1} + \frac{2bt(1-v^2)}{v^2+1} - \frac{2d(1-t^2)u}{u^2+1} + \frac{2dt(1-u^2)}{u^2+1} \right] &= 0, \\ \frac{2d}{1+u^2} \left[-2au + \frac{2b(1-u^2)v}{v^2+1} - \frac{2bu(1-v^2)}{v^2+1} + \frac{2ct(1-u^2)}{t^2+1} - \frac{2c(1-t^2)u}{t^2+1} \right] &= 0. \end{aligned} \quad (50)$$

The new coordinates u , v and t are singular if at least one angle α, β, γ is equal to π . We observe that seven solutions of the system in eq. (48) are given for one of the three phases equal to π , i.e., for u or v or t going to ∞ :

$$\begin{aligned} \alpha = \beta = \pi(0) \quad \text{and} \quad \gamma = 0(\pi), \\ \alpha = \gamma = \pi(0) \quad \text{and} \quad \beta = 0(\pi), \\ \gamma = \beta = \pi(0) \quad \text{and} \quad \alpha = 0(\pi), \\ \alpha = \beta = \gamma = \pi. \end{aligned} \quad (51)$$

We can recover this type of solutions as a limit of the system in eq. (50) when a pair of variables u , v , t are equal. For example, in the limit in which $t = v = 0$, the system in eq. (50) is reduced to

$$\begin{cases} (4bd) \frac{u}{u^2+1} = 0, \\ (4cd) \frac{u}{u^2+1} = 0, \\ [4d(a+b+c)] \frac{u}{u^2+1} = 0. \end{cases} \quad (52)$$

Evidently, we have a solution in the limit $u \rightarrow \infty$. This is equivalent to say that the solutions under discussion can be found as a limit of the system (50) when the variables u , t , and v are sent to ∞ .

The solutions of the system in eq. (50), assuming $\alpha, \beta, \gamma \neq \pi$ and $b, c, d \neq 0$, are the zeros of the following system of equations:

$$\begin{cases} 2av - \frac{2ct(1-v^2)}{t^2+1} + \frac{2c(1-t^2)v}{t^2+1} - \frac{2du(1-v^2)}{u^2+1} + \frac{2d(1-u^2)v}{u^2+1} = 0, \\ 2at - \frac{2b(1-t^2)v}{v^2+1} + \frac{2bt(1-v^2)}{v^2+1} - \frac{2d(1-t^2)u}{u^2+1} + \frac{2dt(1-u^2)}{u^2+1} = 0, \\ -2au + \frac{2b(1-u^2)v}{v^2+1} - \frac{2bu(1-v^2)}{v^2+1} + \frac{2ct(1-u^2)}{t^2+1} - \frac{2c(1-t^2)u}{t^2+1} = 0. \end{cases} \quad (53)$$

The solutions of this system are nine: (u_1, v_1, t_1) , $(u_{\pm}, v_{\pm}, t_{\pm})$, $(u_i^{\pm}, v_i^{\pm}, t_i^{\pm})$ with $i = 2, 3$ and $(v_4^{\pm}(u), t_4^{\pm}(u))$. We found $(u_1, v_1, t_1) = (0, 0, 0)$ and

$$\begin{cases} u_{\pm} = \pm \sqrt{\frac{(-a+b+c-d)(a+b-c+d)}{(a-b-c-d)(a+b-c-d)}}, \\ v_{\pm} = \pm \frac{(b+c)}{(b-c)} \frac{[(a+b-c)^2 - d^2]}{\sqrt{(-a+b+c-d)(a+b-c+d)(a-d-c-b)(a-d-c+b)}}, \\ t_{\pm} = \pm \frac{a^2 + b^2 - c^2 - d^2}{\sqrt{(a-b-c-d)(a+b-c-d)(-a+b+c-d)(a+b-c+d)}}, \end{cases}$$

$$\begin{cases} u_2^{\pm} = 0, \\ v_2^{\pm} = \pm \sqrt{\frac{(-a-b+c-d)(a+b+c+d)}{(a-b-c+d)(a-b+c+d)}}, \\ t_2^{\pm} = \pm \frac{(a-b+c+d)(a+b+c+d)}{\sqrt{(a-b-c+d)(a-b+c+d)(-a-b+c-d)(a+b+c+d)}}, \end{cases} \quad (54)$$

$$\begin{cases} u_3^{\pm} = \pm \sqrt{\frac{(-a+b+c-d)(a-b+c+d)}{(a-b-c-d)(a-b+c-d)}}, \\ v_3^{\pm} = \pm \frac{a^2 - b^2 + c^2 - d^2}{\sqrt{(a-b-c-d)(a-b+c-d)(-a+b+c-d)(a-b+c+d)}}, \\ t_3^{\pm} = \pm \frac{(b+c)(-a+b-c+d)}{(b-c)(-a+b+c-d)} \sqrt{\frac{(-a+b+c-d)(a-b+c+d)}{(a-b-c-d)(a-b+c-d)}}, \end{cases}$$

$$\begin{cases} v_4^{\pm}(u) = \frac{4bdu \pm F(a, b, c, d, u)}{-u^2(a-b-c-d)(a-b+c-d) - (a-b+d)^2 + c^2}, \\ t_4^{\pm}(u) = \frac{-4cdu \pm F(a, b, c, d, u)}{u^2(a-b-c-d)(a+b-c-d) + (a-c+d)^2 - b^2}, \end{cases}$$

where

$$F(a, b, c, d, u) = \left\{ \left[-u^2(a+b-c-d)(a-b+c-d) - (a+d)^2 + (b-c)^2 \right] \times \right. \\ \left. \times \left[a^2(u^2+1) - 2ad(u^2-1) - (u^2+1)(b+c-d)(b+c+d) \right] \right\}^{1/2}.$$

We observe that in the NH case, the limit $m_1 \rightarrow 0$ corresponds to setting $a \rightarrow 0$ in eqs. (50), while the limit $m_3 \rightarrow 0$ in the IH case corresponds to $c \rightarrow 0$. We define the constants a, b, c, d in these limits respectively as b_0, c_0, d_0 and a_0, b_0, d_0 . Moreover, we observe that $|\langle m \rangle|$ evaluated at the solutions $(u_i^\pm, v_i^\pm, t_i^\pm)$ with $i = 2, 3, (v_4^\pm, t_4^\pm)$ and (u_\pm, v_\pm, t_\pm) is exactly zero.

In the subsection 6.2 we discuss, in particular, the limiting case of $m_3 \rightarrow 0$. Therefore it is useful to show the solutions (u_\pm, v_\pm, t_\pm) in terms of $\sin \gamma_+ = -\sin \gamma_-$, $\sin \alpha_+ = -\sin \alpha_-$, $\sin \beta_+ = -\sin \beta_-$, so we can write:

$$\begin{aligned}\sin \gamma_- &= \frac{\sqrt{-[(a-d-c)^2 - b^2][(a+d-c)^2 - b^2]}}{2(a-c)d}, \\ \sin \alpha_- &= \frac{(b-c)(b+c)(a+b-c-d)\sqrt{(-a+b+c-d)(a+b-c+d)(-a+b+c+d)}}{2(ab(c(a-c)+b^2)-bcd^2)\sqrt{(-a+c+d)^2 - b^2}}, \\ \sin \beta_- &= \frac{\sqrt{(a-b-c-d)(a+b-c-d)\sqrt{(-a+b+c-d)(a+b-c+d)}(-a^2-b^2+c^2+d^2)}}{2(a-c)[a(c(a-c)+b^2)-cd^2]}.\end{aligned}$$

Next, in order to study the domains of existence of the solutions given in eq. (54), which depend on the parameters a, b, c and d , we need to define the following functions:

$$\begin{aligned}f_1 &= a - b - c - d, & f_2 &= a + b - c - d, \\ f_3 &= a + b - c + d, & f_4 &= -a + b + c - d, \\ f_5 &= a + b + c + d, & f_6 &= a - b + c + d, \\ f_7 &= a - b + c - d, & f_8 &= a + b + c - d.\end{aligned}\tag{55}$$

We notice that the conditions of existence for the solutions (u_\pm, v_\pm, t_\pm) , $(u_2^\pm, v_2^\pm, t_2^\pm)$ and $(u_3^\pm, v_3^\pm, t_3^\pm)$ are respectively $f_3 f_4 f_5 f_6 > 0$, $f_1 f_4 f_6 f_7 > 0$ and $f_1 f_2 f_3 f_4 > 0$. We discuss the domains of the other solutions in Appendix A.1 using numerical methods.

Finally, we would like to comment on the solutions (v_4^\pm, t_4^\pm) because, as can be seen from their explicit expressions, they depend on a free variable, u . Thus, we would like to provide some details about the study of the domain of such solutions. Defining $k = u^2$ and $F(a, b, c, d, k) = \sqrt{f(k)}$ we find that the function $f(k)$ is a parabola of the form:

$$f(k) = Ak^2 + Bk + C,\tag{56}$$

with coefficient of the term of maximum degree equal to

$$A = (a + b - c - d)(a - b + c - d)(a + b + c - d)(-a + b + c + d),\tag{57}$$

and discriminant $\Delta = B^2 - 4AC = 256 a^2 b^2 c^2 d^2$. The discriminant Δ is always positive or equal to zero. The zeros of the function $f(k)$, namely k_1 and k_2 , are given by:

$$\begin{aligned}\tilde{k}_1 &= \frac{(a - b - c + d)(a + b + c + d)}{(a + b + c - d)(-a + b + c + d)}, \\ \tilde{k}_2 &= -\frac{(a + b - c + d)(a - b + c + d)}{(a + b - c - d)(a - b + c - d)}.\end{aligned}\tag{58}$$

Depending on the values of the parameters a, b, c and d one can find a range of m_{min} for which this solution is well defined. We will discuss this in the next section A.1.

The method described above cannot be used to determine the physical domain of the minimization solutions found by us in the case in which at least one of the phases α, β, γ is

equal to π (eq. (51)). In order to study these cases we use the Hessian matrix of $|\langle m \rangle|^2$, $H(\alpha, \beta, \gamma)$. The determinant of the Hessian, evaluated for the phases either 0 or π and assuming $a, b, c, d > 0$, can be positive only for $(\alpha, \beta, \gamma) = (\pi, 0, 0), (0, \pi, 0), (0, 0, \pi), (\pi, \pi, \pi)$. Therefore the local minima and maxima can correspond only to these configurations. We derive the relations among the coefficients a, b, c, d in order to have a minimum using the Sylvester's criterion. We assume that a, b, c, d are real and positive, $a, b, c, d > 0$.

We have a minima at

$$\begin{aligned}
(\alpha, \beta, \gamma) &= (\pi, \pi, \pi) \quad \text{if} \quad f_1 = a - b - c - d > 0; \\
(\alpha, \beta, \gamma) &= (0, 0, \pi) \quad \text{if} \quad (c < d) \wedge (b < d - c) \wedge (f_8 = a + b + c - d < 0); \\
(\alpha, \beta, \gamma) &= (0, \pi, 0) \quad \text{if} \quad (c > d) \wedge (b < c - d) \wedge (-f_3 = -a - b + c - d > 0); \\
(\alpha, \beta, \gamma) &= (\pi, 0, 0) \quad \text{if} \quad (b > c + d) \wedge (-f_6 = -a + b - c - d > 0).
\end{aligned} \tag{59}$$

A.1 Domains of the solutions

In this part we describe the domains of the solutions given in eq. (54). We will give the numerical intervals of values of m_{min} in which the minimization solutions are well defined for $\Delta m_{41(43)}^2 = 0.93 \text{ eV}^2$ and 1.78 eV^2 and using the best fit values reported in Table 1. In Tables 4 and 5 we present the results of this numerical analysis in the cases of NO and IO spectra, respectively.

Solution	Domain of existence in terms of m_{min}
(u^\pm, v^\pm, t^\pm)	$2.363 \times 10^{-2} \text{ eV} < m_1 < 6.473 \times 10^{-2} \text{ eV}$ $(3.337 \times 10^{-2} \text{ eV} < m_1 < 9.061 \times 10^{-2} \text{ eV})$
$(u_2^\pm, v_2^\pm, t_2^\pm)$	None (None)
$(u_3^\pm, v_3^\pm, t_3^\pm)$	$5.485 \times 10^{-2} \text{ eV} < m_1 < 6.473 \times 10^{-2} \text{ eV}$ $(7.811 \times 10^{-2} \text{ eV} < m_1 < 9.061 \times 10^{-2} \text{ eV})$
(v_4^\pm, t_4^\pm) for $A > 0$	$2.090 \times 10^{-2} \text{ eV} < m_1 < 2.363 \times 10^{-2} \text{ eV} \vee$ $\vee 5.485 \times 10^{-2} \text{ eV} < m_1 < 6.473 \times 10^{-2} \text{ eV}$ $\left(3.043 \times 10^{-2} \text{ eV} < m_1 < 3.337 \times 10^{-2} \text{ eV} \vee \right.$ $\left. \vee 7.811 \times 10^{-2} \text{ eV} < m_1 < 9.061 \times 10^{-2} \text{ eV} \right)$
(v_4^\pm, t_4^\pm) for $A < 0$	$2.363 \times 10^{-2} \text{ eV} < m_1 < 5.485 \times 10^{-2} \text{ eV}$ $(3.337 \times 10^{-2} \text{ eV} < m_1 < 7.811 \times 10^{-2} \text{ eV})$

Table 4: Numerical results for the domains of existence of the solutions given in eq. (54) in the 3+1 NO case for $\Delta m_{41}^2 = 0.93 \text{ eV}^2$ ($\Delta m_{41}^2 = 1.78 \text{ eV}^2$). The expression of A is given in eq. (57).

B Extrema of $|\langle m \rangle|$ in the 3+2 Scheme

As in the case of the 3+1 scheme, it proves somewhat easier to study the extrema of $|\langle m \rangle|^2$ than of $|\langle m \rangle|$. The expression for $|\langle m \rangle|^2$ for both NO and IO spectra has the form:

$$|\langle m \rangle|^2 = |a + e^{i\alpha}b + e^{i\beta}c + e^{i\gamma}d + e^{i\eta}e|^2. \tag{60}$$

Solution	Domain of existence in terms of m_{min}
(u^\pm, v^\pm, t^\pm)	$0 \text{ eV} < m_3 < 3.855 \cdot 10^{-2} \text{ eV}$ $(0 \text{ eV} < m_3 < 7.437 \times 10^{-2} \text{ eV})$
$(u_2^\pm, v_2^\pm, t_2^\pm)$	None (None)
$(u_3^\pm, v_3^\pm, t_3^\pm)$	$3.084 \times 10^{-2} \text{ eV} < m_3 < 3.855 \times 10^{-2} \text{ eV}$ $(6.344 \times 10^{-2} \text{ eV} < m_3 < 7.437 \times 10^{-2} \text{ eV})$
(v_4^\pm, t_4^\pm) for $A > 0$	$3.084 \times 10^{-2} \text{ eV} < m_3 < 3.855 \times 10^{-2} \text{ eV}$ $(6.344 \times 10^{-2} \text{ eV} < m_3 < 7.437 \times 10^{-2} \text{ eV})$
(v_4^\pm, t_4^\pm) for $A < 0$	$0 \text{ eV} < m_3 < 3.084 \times 10^{-2} \text{ eV}$ $(0 \text{ eV} < m_3 < 6.344 \times 10^{-2} \text{ eV})$

Table 5: The same as in Table 4 but for the case of the 3+1 IO scheme.

Equating to zero the first derivatives of $|\langle m \rangle|^2$ with respect to the four phases we get the following system of four equations:

$$\begin{aligned}
a \sin(\alpha) + c \sin(\alpha - \beta) + d \sin(\alpha - \gamma) + e \sin(\alpha - \eta) &= 0, \\
a \sin(\beta) - b \sin(\alpha - \beta) + d \sin(\beta - \gamma) + e \sin(\beta - \eta) &= 0, \\
-a \sin(\gamma) + b \sin(\alpha - \gamma) + c \sin(\beta - \gamma) - e \sin(\gamma - \eta) &= 0, \\
-a \sin(\eta) + b \sin(\alpha - \eta) + c \sin(\beta - \eta) + d \sin(\gamma - \eta) &= 0.
\end{aligned} \tag{61}$$

The analytical study of the minima of $|\langle m \rangle|^2$ in this case is a non-trivial task since four phases are involved and the non-linearity of the system of the first derivatives of $|\langle m \rangle|^2$ with respect to the four phases makes the analysis rather complicated. Therefore finding all possible solutions of the minimization procedure in analytical form is a complicated problem. Thus, we have performed the general analysis of the minimization of $|\langle m \rangle|$ numerically. This allowed to determine the intervals of values of m_{min} in which the minimal value of $|\langle m \rangle|$ is exactly zero. It is possible, however, to perform analytically the analysis of the minima of $|\langle m \rangle|$, corresponding to the 16 sets of CP conserving values (either 0 or π) of the four phases α, β, γ and η . This can be done by using the Sylvester's criterion for the Hessian, evaluated for the indicated values of the phases 0, π , which determines the physical domain of the minimization solutions. The minima thus found, as we show, correspond to $|\langle m \rangle| \neq 0$.

Assuming $a, b, c, d, e > 0$ and $a, b, c, d, e \in \mathbb{R}$ and using the Sylvester's criterion we find that the minima of $|\langle m \rangle|$ take place at

$$\begin{aligned}
(\alpha, \beta, \gamma, \eta) &= (\pi, \pi, \pi, \pi) \quad \text{if} \quad F_1 = a - b - c - d - e > 0, \\
(\alpha, \beta, \gamma, \eta) &= (0, 0, 0, \pi) \quad \text{if} \quad (d < e) \wedge (c < e - d) \wedge (b < -c - d + e) \wedge \\
&\quad \wedge (F_8 = a + b + c + d - e < 0), \\
(\alpha, \beta, \gamma, \eta) &= (0, 0, \pi, 0) \quad \text{if} \quad (d > e) \wedge (c < d - e) \wedge (b < -c + d - e) \wedge \\
&\quad \wedge (F_3 = a + b + c - d + e < 0), \\
(\alpha, \beta, \gamma, \eta) &= (0, \pi, 0, 0) \quad \text{if} \quad (c > d + e) \wedge (b < c - d - e) \wedge \\
&\quad \wedge (G_3 = a + b - c + d + e < 0), \\
(\alpha, \beta, \gamma, \eta) &= (\pi, 0, 0, 0) \quad \text{if} \quad (b > c + d + e) \wedge (F_6 = a - b + c + d + e < 0).
\end{aligned} \tag{62}$$

At the other CP conserving values of the phases, $(\alpha, \beta, \gamma, \eta) = (0, 0, 0, 0), (\pi, \pi, 0, 0), (\pi, 0, \pi, 0), (\pi, 0, 0, \pi), (0, \pi, \pi, 0), (0, \pi, 0, \pi), (0, 0, \pi, \pi), (\pi, \pi, \pi, 0), (\pi, \pi, 0, \pi), (\pi, 0, \pi, \pi)$ and $(0, \pi, \pi, \pi)$,

$|\langle m \rangle|$ cannot reach a minimum. In Fig. 22 we show the dependence of the functions F_1 , F_8 , F_3 , G_3 and F_6 on $m_{min} \equiv m_3$ for the best fit values of the neutrinos oscillation parameters given in Tables 1 and 3.

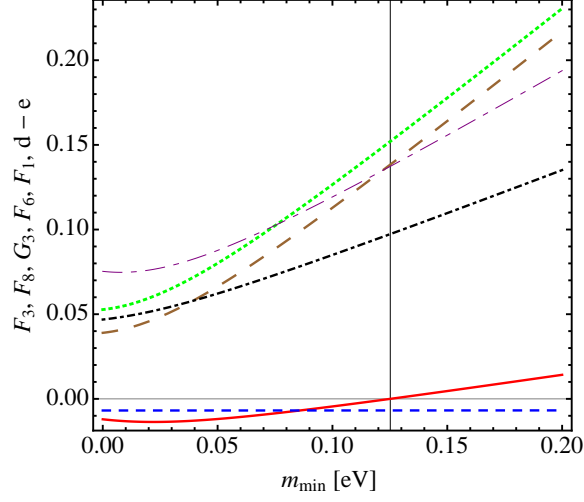


Figure 22: The functions F_3 (dotted green line), F_8 (long-dashed brown line), G_3 (short-long-dashed purple line), F_6 (dot-dashed black line), F_1 (solid red line), $d - e$ (short-dashed blue line), defined in eq. (35), versus $m_{min} \equiv m_3$ for the oscillation parameter values reported in Table 3. The vertical black line corresponds to $m_{min} = \bar{m}_3 \simeq 1.25 \times 10^{-1}$ eV.

References

- [1] K. Nakamura and S. T. Petcov, in J. Beringer *et al.* (Particle Data Group), Phys. Rev. D **86** (2012) 010001.
- [2] G. L. Fogli, E. Lisi, A. Marrone, D. Montanino, A. Palazzo and A. M. Rotunno, Phys. Rev. D **86** (2012) 013012.
- [3] M. C. Gonzalez-Garcia, M. Maltoni, J. Salvado and T. Schwetz, JHEP **1212** (2012) 123.
- [4] K.N. Abazajian *et al.*, “Light Sterile Neutrinos: A White Paper”, arXiv:1204.5379
- [5] B. Armbruster *et al.* [KARMEN Collab.], Phys. Rev. D **65** (2002) 112001.
- [6] P. Astier *et al.* [NOMAD Collab.], Phys. Lett. **B570** (2003) 19.
- [7] M. Antonello *et al.* [ICARUS Collab.], Eur. Phys. J. **C73** (2013) 2345.
- [8] F. Dydak *et al.* [CDHSW Collab.], Phys. Lett. **B134** (1984) 281.
- [9] P. Adamson *et al.* [MINOS Collab.], Phys. Rev. Lett. **107** (2011) 011802.
- [10] R. Wendell *et al.* [Super-Kamiokande Collab.], Phys. Rev. D **81** (2010) 092004.
- [11] P. A. R. Ade *et al.* [Planck Collaboration], arXiv:1303.5076 [astro-ph.CO].
- [12] S. Gariazzo, C. Giunti and M. Laveder, arXiv:1309.3192.
- [13] N. Saviano *et al.*, Phys. Rev. D **87** (2013) 073006; S. Hannestad, R.S. Hansen and T. Tram, JCAP **1304** (2013) 032.
- [14] A. Mirizzi *et al.*, arXiv:1303.5368 [astro-ph.CO].
- [15] M. Wyman, D. H. Rudd, R. A. Vanderveld and W. Hu, arXiv:1307.7715 [astro-ph.CO].
- [16] R. Laureijs, J. Amiaux, S. Arduini, J. -L. Augueres, J. Brinchmann, R. Cole, M. Cropper and C. Dabin *et al.*, arXiv:1110.3193 [astro-ph.CO].
- [17] C. Giunti, M. Laveder, Y. F. Li and H. W. Long, arXiv:1308.5288 [hep-ph].
- [18] J. Kopp, P. A. N. Machado, M. Maltoni and T. Schwetz, JHEP **1305** (2013) 050.
- [19] S.M. Bilenky, S. Pascoli and S.T. Petcov, Phys. Rev. D **64** (2001) 113003.
- [20] S. Goswami and W. Rodejohann, Phys. Rev. D **73** (2006) 113003.
- [21] Barry, W. Rodejohann and Zhang, JHEP **07** (2011) 091; W. Rodejohann, J. Phys. G **39** (2012) 124008.
- [22] Y.F. Li and Si-shuo Liu, Phys. Lett. B **706** (2012) 406.
- [23] M. Ghosh, S. Goswami, S. Gupta and C.S. Kim, arXiv:1305.0180.
- [24] S.M. Bilenky and S.T. Petcov, Rev. Mod. Phys. **59** (1987) 671.
- [25] W. Rodejohann, Int. J. Mod. Phys. E **20** (2011) 1833; see also, e.g., S.T. Petcov, Physica Scripta T **121** (2005) 94 [hep-ph/0504166].
- [26] S.M. Bilenky, S. Pascoli and S.T. Petcov, Phys. Rev. D **64** (2001) 053010.

- [27] S. Pascoli and S.T. Petcov, Phys. Lett. B **544** (2002) 239; Phys. Lett. B **580** (2004) 280.
- [28] S. T. Petcov, Adv. High Energy Phys. **2013** (2013) 852987 [arXiv:1303.5819].
- [29] S.M. Bilenky, J. Hosek and S.T. Petcov, Phys. Lett. B **94** (1980) 495.
- [30] M. Archidiacono, N. Fornengo, C. Giunti and A. Melchiorri, Phys. Rev. D **86** (2012) 065028.
- [31] A. A. Aguilar-Arevalo *et al.* [MiniBooNE Collaboration], Phys. Rev. Lett. **98** (2007) 231801 [arXiv:0704.1500 [hep-ex]]; Phys. Rev. Lett. **102** (2009) 101802. [arXiv:0812.2243 [hep-ex]]. Phys. Rev. Lett. **110** (2013) 161801 [arXiv:1207.4809 [hep-ex], arXiv:1303.2588 [hep-ex]].
- [32] S. Pascoli and S. T. Petcov, Phys. Rev. D **77** (2008) 113003 [arXiv:0711.4993 [hep-ph]].
- [33] M. Agostini *et al.*, arXiv:1307.4720 [nucl-ex].
- [34] R. G. H. Robertson *et al.* [KATRIN Collaboration], arXiv:1307.5486 [hep-ex].