

Stability Analysis of a Model for the Market Dynamics of a Smart Grid

F. Sorrentino¹, D. Tolić², R. Fierro³, S. Picozzi⁴, J. R. Gordon¹, and A. Mammoli¹

¹Department of Mechanical Engineering, University of New Mexico, Albuquerque, NM, USA

²Department of Control and Computer Engineering, University of Zagreb, Zagreb Croatia

³Department of Electrical and Computer Engineering, University of New Mexico, Albuquerque, NM, USA

⁴Department of Physics, University of Maryland, College Park, MD, USA

Abstract—We consider the dynamics of a smart grid system characterized by widespread distributed generation and storage devices. We assume that agents are free to trade electric energy over the network and we focus on the emerging market dynamics. We consider three different models for the market dynamics for which we present a stability analysis. We see that stability depends on the specific form of the market dynamics and it may depend on the structure of the underlying network topology. We run numerical simulations that confirm our theoretical predictions. As an example, we test our model for the market dynamics over a real network topology, namely, the Tramway 11 Feeder from New Mexico's power network.

I. INTRODUCTION

In this paper, we take a close look at the ongoing technological revolution that is transforming the power network into a *smart grid* and we focus on its social and economical impact. The fraction of electricity produced from renewables is expected to increase substantially over the years to come, in response to environmental concerns. This however poses a technological challenge as many renewable resources are intermittent by nature, with variations that may occur over a wide range of timescales, from seconds to hours, which in addition may be difficult to predict. This variability may result in instabilities, poor power quality, and may limit the penetration of renewables.

A possible solution to these problems is the introduction of storage devices to complement intermittent power generators. Storage can serve the dual purpose of compensating fast intermittency and delivering power when it is required rather than when it is available [1], [2]. Although storage technologies are advancing rapidly, their cost can still be prohibitive, unless mechanisms are introduced that increase economic benefits that can result from their introduction, for example real-time pricing or energy trading [3]. Despite these benefits, the potential drawbacks of allowing market transactions to determine energy flows and associated costs are manifold. For example, fast decentralized dynamics enabled by automated computer-based trading can lead to rapid fluctuations in prices and possible system collapse [4], [5]. Moreover,

although agents operate on a local basis, it is possible that small but rapid local disruptions might eventually lead to large-scale cascading failures [6].

In this paper, we consider a situation where a large number of coupled agents control distributed energy resources (e.g. solar photovoltaic) sited in buildings, stores, factories, or as standalone facilities, operating under a variety of regulatory environments. We propose a simple dynamical model for the market dynamics of a smart grid. The main two features we incorporate in our model are the following: (i) devices for the storage of energy are available to a large number of agents; (ii) agents have broad access to a free market of energy which allows direct energy transactions between them. It has been suggested [7] that (i) and (ii) may become common place practice in a near future smart grid, and lead to improvements over the status quo. We thus focus on variations on a simple model for the market dynamics for a smart grid that displays both features (i) and (ii). Our goal is studying stability of the resulting complex dynamics.

There are several energy storage technologies which may be considered for the present study, including several types of battery, as well as thermal storage. Battery storage includes a battery with a particular chemistry (e.g. lead-acid, lithium ion, flow battery) and an inverter, and may be characterized by energy capacity, power and round trip efficiency (i.e. the ratio of energy that can be extracted to the energy originally injected). Another form of energy storage, which serves the purpose of meeting the cooling load of a facility without a concurrent electric draw, is thermal storage. For the purposes of our model, thermal storage could just be considered as energy with no export value. The cost of battery technology is expected to decrease sharply in the future, while performance is expected to improve. This is the basis of our assumption of widely available storage capacity.

We propose a simple dynamical description for the market dynamics, which we seek to analyze and we assume that the results of our analysis will capture some key-aspects of the dynamics when the number of agents becomes large enough. In our description, each individual agent is modeled as a dynamical unit, resulting in a high-dimensional system. In order to study stability, we will attempt a reduction of the stability problem in a low-dimensional form. Low-dimensional approaches have proved helpful in analyzing the dynamics of networks of coupled dynamical systems. Ex-

fsorrent@unm.edu
domagoj.tolic@fer.hr
rfierro@ece.unm.edu
sergio.picozzi@gmail.com
jgordo01@unm.edu
mammoli@unm.edu

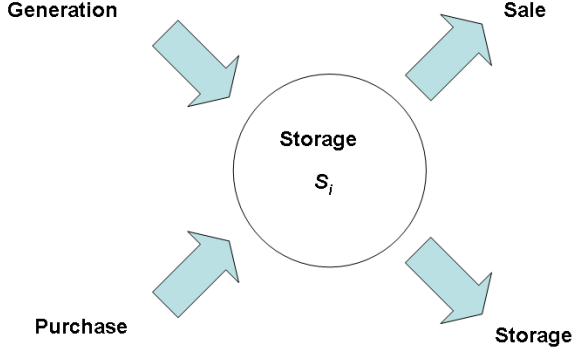


Fig. 1. The storage at each unit i evolves based on both incoming flows (generation of electric energy and purchase of electric energy) and outgoing flows (consumption of electric energy and sale of electric energy). For the sake of this paper, we consider the net generation (generation minus consumption) as an exogenous uncontrollable variable (an input), while the dynamics of purchase and sale of electric energy between different network units is explicitly modeled and studied.

amples include (i) the stability of the synchronous evolution for both networks and hypernetworks of coupled oscillators [8], [9], [10], [11], [12], [13], [14], (ii) the stability of the consensus state in networks of coupled integrators [15], (iii) the stability of discrete state models of genetic control [16], and (iv) the stability of strategies in networks of coupled agents playing a version of the prisoner's dilemma [17].

In particular, one of our motivations for studying stability of the market dynamics comes from the observation of the dynamics of the stock market, which is characterized by large temporal fluctuations, sometimes caused by automated trading algorithms [4], [5]. We predict that if such instabilities were present in the energy market, the consequences might be even more serious than for the case of the stock market, namely disruptions to the real economy caused by blackouts and by large fluctuations in energy prices. While today's disruptions in electric power service are largely triggered by natural events or human errors, the type of instabilities we consider in this paper would result from the transition from a centralized control architecture to a decentralized one. The goal of this paper is to study the conditions under which a decentralized model of operations for the grid can be associated with stability of the market dynamics.

II. MARKET MODELS

We consider a distribution-level smart grid of N interacting agents/nodes. Each agent is allowed to freely trade energy according to market rules. At each time n , the storage of electric energy at node i is $S_i(n) \geq 0$, $i = 1, \dots, N$. We assume that the agents are connected over a network. The network connections are described by the entries of the N -square adjacency matrix $A = \{A_{ij}\}$, where $A_{ij} = A_{ji} = 0$ if there is no direct connection from node j to node i , while $A_{ij} = A_{ji} = 1$ if there is a direct connection from node j to node i , $A_{ii} = 0$, $i = 1, \dots, N$ (a direct connection is assumed

to be one where power from meter i flows to meter j without passing through any other intervening meter). As we shall see, the constraint that the entries of the adjacency matrix A are symmetric is a consequence of the conservation of energy for the transactions between different nodes (i.e., when a flow $A_{ij}(p_i - p_j)$ enters node i , the same flow leaves from node j . See also Fig. 2). Note also that we are neglecting both electrical losses and storage losses for clarity and to simplify the analysis to its essential elements.

At each time n and each node i , the storage of electric energy $S_i(n)$ can increase (decrease) if the generation exceeds the consumption of electric energy and if the purchase exceeds the sale of electric energy. This is exemplified in Fig. 1. In this paper, we consider the *net generation* (generation minus consumption) as an exogenous uncontrollable variable (an input), while the dynamics of purchase and sale of electric energy between different network units is explicitly modeled and its stability is investigated.

We consider that each agent sets a target storage $\bar{S}_i > 0$, which, for simplicity, we assume to be constant with respect to time. This assumption can be retained as long as \bar{S}_i evolves on a timescale that is much slower than that on which electric energy is produced or depleted. Moreover, as we shall see, none of our results explicitly depends on the particular choice of the targets \bar{S}_i , $i = 1, \dots, N$. At each time n , $S_i(n)$ can be either above or below \bar{S}_i ; for example, some agents may have less storage of energy than they need (and therefore place a higher value on it), while others (presumably, fewer agents) may have more (valuing it less). Hence, it makes sense to consider a market in which agents are allowed to trade energy.

In what follows, we consider three different scenarios. In Scenario I, while agents are free to trade energy over the grid, we consider the existence of one special agent, namely, *the utility*, which guarantees availability of energy to the others. Each agent can either buy energy from the utility or from the other agents, in the case there are agents willing to sell it, at a presumably lower price. The lower price has to account for the fact that energy is sold based on availability and there is no obligation on these agents in guaranteeing a service to the others. In Scenario II agents are allowed to trade energy over the grid, but they are all equal, i.e., there is no special entity that ensures that energy is always provided, if needed. More likely, *the utility* or *the utilities* are now agents like the others and free to either buy or sell energy based on convenience. In Scenario III, we further analyze the dynamics of a smart grid whose agents are free to engage in market transactions, but we consider a fully developed market, i.e., for which at each time n a unique *market price* is set, based on the quantities demanded and supplied by all the individual agents.

For all three cases above, we will be interested in evaluating stability of the dynamics about specific states, corresponding to specific well-behaved configurations of the system. All three scenarios are introduced and discussed. However, due to space limitations we mostly focus on analyzing Scenario I, while a thorough study of Scenarios II and III is left for future investigations. Note that in Scenarios

II and III, the possibility that not all agents' energy needs can be satisfied, at any price, does exist.

A. Scenario I

We assume that agents are able to store energy and are free to trade energy over the grid. At each time step n , $S_i(n) > \bar{S}_i$ for some agents, with the difference $(S_i(n) - \bar{S}_i)$ contributing to increase the total supply of energy, while $S_i(n) < \bar{S}_i$ for others, with the difference $(\bar{S}_i - S_i(n))$ contributing to increase the total demand for energy. However, there is no guarantee that the total offer of energy will correspond to the total demand of energy (here we implicitly assume the total demand to be higher). The difference, i.e., the residual demand $D = \sum_{i=1}^N (\bar{S}_i - S_i)$ will have to be provided by the utility. We therefore assume that the price at which the utility sells energy, depends on the residual demand, according to the following relation,

$$p_u(n) = g_u\left(\sum_{i=1}^N (\bar{S}_i - S_i(n))\right), \quad (1)$$

where the function $g_u(x)$ is an increasing function of its argument x . Note that though we consider market rules, we still provide the utility a special role, i.e., the utility is a special agent in the system.

Transactions between agents are determined by a threshold price $p_i(n)$ set by each agent $i = 1, \dots, N$, above which agent i is going to sell energy and below which it is going to buy energy. In other words, $p_i(n)$ represents a threshold that marks the transition between buying and selling mode for agent i . We assume that if agent i is willing to sell energy, it will fix a price $p_i(n)$ that is lower than the price set by the utility $p_u(n)$ and is determined by the relation,

$$p_i(n) = p_u(n) - g_i(S_i(n) - \bar{S}_i), \quad (2)$$

where the function $g_i(x)$ is a strictly increasing function of its argument x ($g_i'(x) > 0$), $g_i(0) = 0$, $i = 1, \dots, N$ and represents how the individual node i reacts to variations in its storage in determining its price. Then the convenience for agents to buy energy from other agents rather than from the utility derives from its lower price. At the same time, those agents who are local generators of energy and dispose of more energy than needed will be willing to sell it for a lower price.

Through an analogy with an electric network, we can imagine that $p_i(n)$ represents something equivalent to the electric potential of the node i : as electrons would flow from the nodes at low electric potential to those at high electric potential, in our case, energy will flow from the nodes for which p_i is low to those for which p_i is high. This is illustrated in Fig. 2. Flows are only allowed over those links that actually exist in the network, i.e., for which $A_{ij} = A_{ji} > 0$. Hence,

$$S_i(n+1) = S_i(n) + \sum_j A_{ij}[p_i(n) - p_j(n)] + u_i(n), \quad (3)$$

where $u_i(n)$ represents the net generation/consumption of

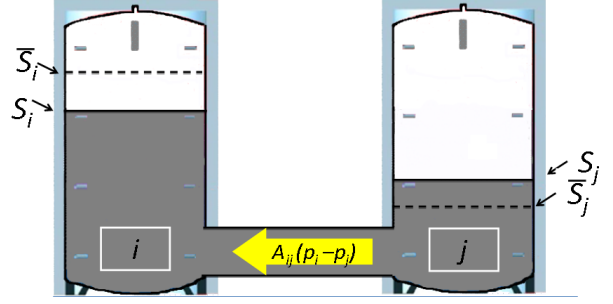


Fig. 2. The figure exemplifies our scheme for the evolution of the storages. For each agent i , S_i is the current storage, \bar{S}_i is the target storage, and p_i in Eq. (2) represents the price above which i behaves as a seller and below which it behaves as a buyer. Flows are determined by the prices set by the nodes. Given two nodes i and j , with $p_i > p_j$, energy will flow from j to i , even when $S_i > S_j$ (case shown in the figure). The flow of energy from j to i will be equal to $A_{ij}(p_i - p_j)$.

energy at node i at time n . A net generation (consumption) corresponds to a positive (negative) u . By using Eqs. (2) and (3), we obtain

$$S_i(n+1) = S_i(n) + \sum_j A_{ij}[g_j(S_j(n) - \bar{S}_j) - g_i(S_i(n) - \bar{S}_i)] + u_i(n) \quad (4)$$

$$= S_i(n) + \sum_j L_{ij}g_j(S_j(n) - \bar{S}_j) + u_i(n), \quad (5)$$

where the Laplacian matrix $L = \{L_{ij}\}$ is such that $L_{ij} = (A_{ij} - \delta_{ij} \sum_k A_{ik})$, $i, j = 1, \dots, N$, and δ_{ij} is the Kronecker delta. By the assumption that the matrix A is symmetric, L is also symmetric and its spectrum is real. The matrix L is negative semidefinite, hence all of its eigenvalues $\{\lambda_i\}_{i=1}^N$ are nonpositive. By construction, one eigenvalue, say λ_1 is equal zero, with associated right eigenvector $[1, 1, \dots, 1]^T$. Moreover, if the matrix A is irreducible, i.e., if the underlying network is connected, then $\lambda_2, \lambda_3, \dots, \lambda_N$ are strictly negative; in what follows we proceed under the assumption that the matrix A is irreducible.

The function of the storages S_i is compensating for fast (possibly unexpected) temporal variations in the net generations/consumptions u_i 's. These in fact reflect changes in both the consumption and the generation of electric energy for each individual unit. Hence, over the timescale on which the S_i 's evolve, the u_i terms can be considered as a bounded disturbance.

We first perform a local stability analysis for the unperturbed dynamics, i.e., for the case that $u_i(t) = 0$ in Eq. (4), $i = 1, \dots, N$. Successively, we extend our stability analysis to the case when $u_i(t)$ is unknown but bounded. In first approximation, we neglect the u_i and compute the fixed points for the dynamics, Eq. (4). If these fixed points turn out to be stable and the u_i 's are small, we expect fluctuations of the systems' trajectories about them, with the size of

these fluctuations being determined by the u_i 's. On the other hand, if the fixed points are unstable, we expect the systems' trajectories to rapidly move away from them. Then, we can obtain fixed points of the dynamics, Eq. (4), if the vector

$$\begin{pmatrix} g_1(S_1(n) - \bar{S}_1) \\ g_2(S_2(n) - \bar{S}_2) \\ \dots \\ g_N(S_N(n) - \bar{S}_N) \end{pmatrix}.$$

belongs to the null subspace of the matrix L . If we assume $g_i(x) = g_*(x)$ for $i = 1, \dots, N$, then a fixed point of the dynamics will be of the type

$$S_i = \bar{S}_i + z, \quad (6)$$

$i = 1, \dots, N$, with $z \in R$. Equation (6) corresponds to all the storages S_i deviating from their target \bar{S}_i , by the same quantity z for $i = 1, \dots, N$ and defines a line in phase space that goes through the point $(\bar{S}_1, \bar{S}_2, \dots, \bar{S}_N)$ and is parallel to the vector $[1, 1, \dots, 1]$.

One particular solution is the point

$$S_j(n) = \bar{S}_j, \quad (7)$$

$j = 1, \dots, N$, corresponding to setting $z = 0$ in (6), for which each unit storage is equal to the target storage for that unit.

Theorem 2.1: We assume that all the nodes $j = 1, \dots, N$ are characterized by the same function g_j , i.e., $g_1(x) = g_2(x) = \dots = g_N(x) = g_*(x)$. Then a necessary and sufficient condition for linear stability of (6) is that the following two conditions are met: (I) $g'_*(0) > 0$ and (II) $M = \max_{j=2}^N |\lambda_j| < 2g'_*(0)^{-1}$, where $|x|$ is the absolute value of x .

By linearizing Eq. (4) about the line (6), we obtain,

$$\delta S_i(n+1) = \delta S_i(n) + \sum_j L_{ij} g'_j(0) \delta S_j(n), \quad (8)$$

$i = 1, \dots, N$, where $g'_j(x) \geq 0$ represents the derivative of the function $g_j(x)$ with respect to its argument x . We are interested in determining whether the above small perturbations grow or decay back to the line (6), in which case we will define the system to be stable.

If we assume that all the nodes $j = 1, \dots, N$ are characterized by the same function g_j , i.e., $g_1(x) = g_2(x) = \dots = g_N(x) = g_*(x)$, then Eq. (8) can be rewritten,

$$\delta S(n+1) = (I + g'_*(0)L) \delta S(n), \quad (9)$$

where the column vector $\delta S(n) = [\delta S_1(n), \delta S_2(n), \dots, \delta S_N(n)]^T$. Hence, stability is achieved if the following condition holds,

$$|1 + g'_*(0)\lambda_i| < 1, \quad (10)$$

$i = 2, \dots, N$, where we have indicated with $|x|$ the absolute value of the number x . We observe that the eigenvalue $\lambda_1 = 0$ does not contribute to stability as it is associated with perturbations along the line that goes through the point $(\bar{S}_1, \bar{S}_2, \dots, \bar{S}_N)$ and is parallel to the vector $[1, 1, \dots, 1]$. Note that the system is neutrally stable with respect to such perturbations. This proves Theorem 2.1. Condition (II)

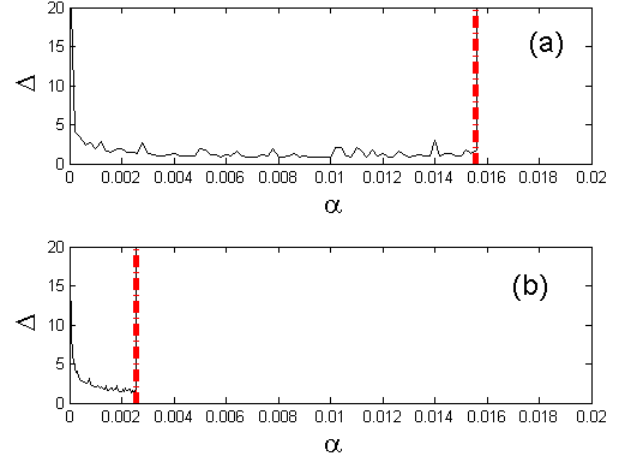


Fig. 3. We run numerical simulations for the set of equations (4), $g_i(x) = \alpha x$, $i = 1, \dots, N$. Plot (a) shows the final difference Δ versus α for the case that the underlying network topology is an $N = 1000$ -random graph, $A_{ij} = 1$ with probability 0.1 for $j \neq i$, $A_{ij} = 0$ otherwise. Plot (b) shows Δ versus α for a case in which we repeat the same numerical simulation but we consider a scale free network [18], with the same number of nodes $N = 1000$ and edges as in (a). In both cases (a) and (b) $\alpha = 0$ is unstable as condition (I) requires $\alpha > 0$. The vertical dashed-dotted lines represent the threshold for instability predicted by our low-dimensional analysis (condition (II)).

highlights the effect of the network topology on stability, which depends on M the maximum absolute value of the eigenvalues of the Laplacian matrix.

Let us now consider the general case of perturbed dynamics by relaxing the assumption that $u_i(n) = 0$ in (4). In the following, we show that under some reasonable assumptions the system is stable. To be more specific, we assume that the vector $u(n) = [u_1(n), u_2(n), \dots, u_N(n)]^T$ is bounded by a small number ε_1 , and the initial condition $\|\delta S(0)\| < c_1$. Thus Eq. (4), after linearization, can be written as follows

$$\delta S(n+1) = (I + g'_*(0)L) \delta S(n) + u(n). \quad (11)$$

For the nominal system, ($u_i(n) = 0$), the line (6) is locally asymptotically stable provided that conditions (I) and (II) are satisfied. Since $\|u\| \leq \varepsilon_1$ by using stability theory of perturbed systems [19], and the condition that $\|\delta S(0)\| < c_1$ for some positive constant c_1 , then

$$\|\delta S(n)\| \leq \sigma_1, \quad \forall n \geq n_*$$

for some finite time n_* .

We run two numerical experiments for the set of equations (4), $g_i(x) = \alpha x$, $i = 1, \dots, N$; we first consider a network of $N = 1000$ nodes whose adjacency matrix $A = \{A_{ij}\}$, is such that A_{ij} is set to be equal 1 with probability 0.1 for $j \neq i$, $A_{ij} = 0$ otherwise. The largest eigenvalue in modulus for this network is equal to $M = 128.41$. Based on our analysis, we expect that a necessary and sufficient condition for stability is that (I) $\alpha > 0$ and (II) $\alpha < 2/128.41 \simeq 0.0156$. The latter condition has a simple physical interpretation in terms of the rate α that should not

exceed a critical value in order to preserve stability, where this critical value is determined by the network topology. We iterate the set of equations (4) from an initial condition $S_i(0) = \bar{S}_i + \varepsilon_i$, where we set the target storages \bar{S}_i to be uniformly distributed random numbers between 0 and 100 and the ε_i to be random numbers drawn from a normal distribution. For each node i and each time n , the inputs $u_i(n)$ are random numbers drawn from a normal distribution. In Fig. 3(a) we plot the final difference

$$\Delta = (N(n_2 - n_1))^{-1} \sum_{n=n_1}^{n_2} \sum_{i=1}^N |S_i(n) - \bar{S}_i|, \quad (12)$$

versus α , where $n_1 = 900$ and $n_2 = 1000$. We have repeated the same numerical experiment for a case in which the random network is replaced by a scale free network generated by using the algorithm in [18], with the same number of nodes $N = 1000$ and edges as before. The results of this simulation are shown in Fig. 3(b). For this case the largest eigenvalue in modulus is equal to $M = 780.03$ and condition (II) becomes $\alpha < 2/780.03 \simeq 0.0026$. As can be seen by comparing plots (a) and (b), the underlying network topology has a considerable effect on stability. This also suggests the importance of designing the underlying network in order to provide improved stability.

We note that when defining the storages variables S_i , we have only specified that these are positive quantities over an arbitrary reference system, $S_i \geq 0$. In any practical situation, we would also have to consider a maximum capacity for S_i , i.e., $0 \leq S_i \leq S_i^{max}$, where S_i^{max} are given constants, $i = 1, \dots, N$. While this modification would have an effect on the dynamics described by Eqs. (4), it would not modify our stability analysis, provided that the target storages \bar{S}_i are set to be $0 < \bar{S}_i < S_i^{max}$. In fact, under this condition, we would still be able to study the dynamics of infinitesimally small perturbations about \bar{S}_i , and the stability analysis would therefore remain unchanged.

We also consider real data from the Tramway 11 feeder from New Mexico's power network (shown in Fig. 4). The datasets that we use have planar spatial coordinates for all the nodes in the network (including transformers and buses) and the physical connections between them. Of the 3806 nodes, only 1612 nodes represent physical loads in the network. We consider the physical distance along the shortest paths between any pair of these load bearing nodes and consider two such nodes to be connected if the distance along the shortest path is less than a threshold θ . Figure 5 shows the maximum modulus for the eigenvalues of the corresponding Laplacian matrix versus θ . As can be seen, M increases with θ and saturates for large enough values of θ (θ approximately larger than 1.8×10^4), for which the network becomes fully connected.

We also test our model for the market dynamics on the network generated from the Tramway 11 feeder data with $\theta = 10^3$. The corresponding maximum eigenvalue $M = 49.22$. Based on our analysis, we expect that a necessary and sufficient condition for stability is that (I) $\alpha > 0$ and



Fig. 4. Tramway 11 feeder from New Mexico's power network. The network comprises a total of 3806 nodes of which 1612 nodes represent physical loads in the network.

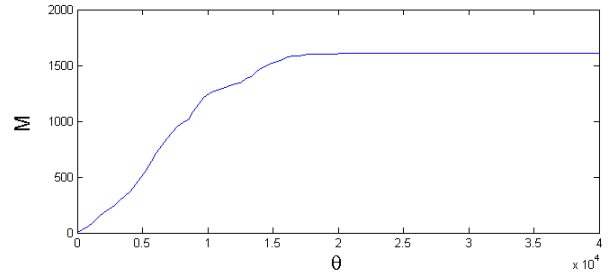


Fig. 5. Maximum modulus for the eigenvalues of the Laplacian matrix for the tramway 11 feeder from New Mexico's power network versus the threshold θ (see the main text for more details).

(II) $\alpha < 2/49.22 \simeq 0.0406$. For each node i and each time n , the inputs $u_i(n)$ are random numbers drawn from a normal distribution. In Fig. 6 we plot the final difference Δ versus α . As can be seen, the numerical simulations confirm our theoretical predictions about stability.

B. Scenario II: an alternative model that incorporates the dynamics of the prices

In this section, we consider a scenario where all the agents in the network are free to trade energy but there is no utility to guarantee that energy is made available, if needed. We assume that the utility is now an agent like the others, i.e., it is free to buy or sell energy, based on convenience. Moreover, we assume that each agent has the freedom to update $p_i(n)$, defined as the price above which it is willing to sell energy and below which he/she is willing to buy energy. We are interested in describing the temporal dynamics of $p_i(n)$ for $i = 1, \dots, N$. We expect that at each time step, the price will vary based on the difference $(S_i(n) - \bar{S}_i)$, i.e., on how much the storage deviates from its target. If for example, at a given time step, the storage S_i of node i is below its target \bar{S}_i , i will increase the price at which it is willing to

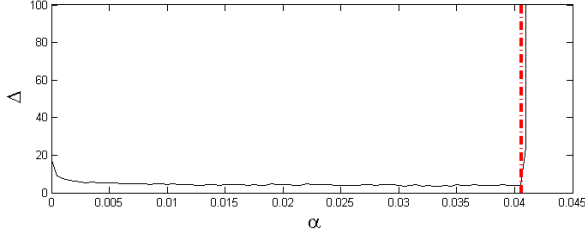


Fig. 6. We run numerical simulations for the set of equations (4), $g_i(x) = \alpha x$, $i = 1, \dots, N$. The plot shows the final difference Δ versus α for the case that the underlying network topology is the tramway 11 feeder from New Mexico's power network, $\theta = 10^3$.

buy energy from the grid. If at the following time step, S_i is still less than \bar{S}_i , the price will rise again and so on. A simple description of the dynamics is then the following,

$$p_i(n+1) = p_i(n) - \beta_i(S_i(n) - \bar{S}_i), \quad (13)$$

where $\beta_i \geq 0$, $i = 1, \dots, N$, together with Eq. (3) describing the evolution of the storages $S_i(n)$. Fixed points for the set of equations (3) and (13) are obtained if condition (7) is verified (recall that by definition $g_i(0) = 0$). This corresponds to setting the storage of each unit equal to the target storage for that unit. By linearizing Eqs. (3) and (13) about (7), we obtain,

$$\delta S_i(n+1) = \delta S_i(n) + \sum_j L_{ij} \delta p_j(n), \quad (14a)$$

$$\delta p_i(n+1) = \delta p_i(n) - \beta_i \delta S_i(n). \quad (14b)$$

We look now for a solution of the linearized system (14) that does not depend explicitly on the index i . To this end, we replace $\sum_j L_{ij} \delta p_j(n)$ by $\lambda_k \delta p_i(n)$, where λ_k is an eigenvalue of the Laplacian matrix $k = 1, \dots, N$ [17]. With this substitution, we obtain

$$\delta S_i(n+1) = \delta S_i(n) + \lambda_k \delta p_i(n), \quad (15)$$

$$\delta p_i(n+1) = \delta p_i(n) - \beta_i \delta S_i(n), \quad (16)$$

$i, k = 1, \dots, N$. Stability depends on the eigenvalues of the matrix, $M_{ik} =$

$$\begin{pmatrix} 1 & \lambda_k \\ -\beta_i & 1 \end{pmatrix}.$$

In particular, for stability, the eigenvalues of this matrix have to be in modulus less than one, for $i, k = 1, \dots, N$. However an important observation is that the eigenvalues of the matrix M_{ik} are equal to $1 \pm \sqrt{\lambda_k \beta_i}$, hence there will always be eigenvalues of modulus equal or larger than 1 for any choice of the pairs (λ_k, β_i) . This points out the inherent instability of the model described by Eqs. (3) and (13).

C. Scenario III: fully developed market

We have seen that Scenario II is always unstable. This motivates us to look into alternative forms of market, for which, given an appropriate choice of the parameters, it is possible to conciliate the dynamics of the prices with the stability of the network.

In a fully developed market, agents are given a chance to bid on a commodity, i.e., they can set a quantity that they are seeking to either buy or sell and a price at which they want the transaction to occur. However, there is no guarantee that the whole quantity demanded or supplied will be traded for that price, not even that the transaction will occur at all. Therefore, in what follows we will try to consider the uncertainty that typically characterizes market transactions.

We consider that at each time n , the quantity to be either demanded or supplied by agent i is given by,

$$q_i(n) = (S_i(n) - \bar{S}_i), \quad (17)$$

where a positive q_i is supplied and a negative q_i is demanded. At each time step n , the current market price $p(n)$ for that commodity is determined from the demand and supply curves. At that price usually corresponds a quantity of the market transaction equal to $q(n)$.

Thus in general we can write the current market price $p(n)$ and the market quantity $q(n)$ as

$$p(n) = F_p(p_1(n), q_1(n), p_2(n), q_2(n), \dots, p_N(n), q_N(n)), \quad (18a)$$

$$q(n) = F_q(p_1(n), q_1(n), p_2(n), q_2(n), \dots, p_N(n), q_N(n)), \quad (18b)$$

where F_p and F_q are functions to be determined. For example, specific forms for the functions F_p and F_q are associated with the algorithms commonly used in the stock market to determine the market price and the market quantity. It is important to point out that, different from Scenario II, Eq. (18a) corresponds to assuming that the time-scale over which the price $p(n)$ is computed is much shorter than that on which the storage of energy $S_i(n)$ evolves, thus $p(n)$ converges instantaneously at a unique equilibrium value for all the agents. In practice, this requires that the market price is computed in a centralized way and communicated on all the agents.

It is important to consider the uncertainty that typically characterizes this type of transactions. At each time, each agent sets a price $p_i(n)$ and a quantity demanded/supplied $q_i(n)$. However, it is difficult for each individual agent i to predict the market price at which the transaction will actually occur and the corresponding market quantity, as they also depend on the other agents' actions. This will affect the extent to which agent i will be able to conclude the transaction.

Consider for example a buyer i , demanding at time n a quantity equal to $(\bar{S}_i - S_i(n))$. We introduce a coefficient $0 \leq C_i(p_i, q_i) \leq 1$, indicating the fraction of the demanded quantity by i that agent i will be actually able to get. For example, it is to be expected that in the limit in which i is willing to pay a very high (low) price, $C_i \rightarrow 1$ ($C_i \rightarrow 0$). For intermediate situations, we expect the fraction of the demanded quantity that i is able to get to increase with $(p_i(n) - p(n))$. In what follows, we choose C_i to be modeled by the following function,

$$C_i(n) = \tanh^2(c(p_i(n) - p(n))), \quad (19)$$

$i = 1, \dots, N$, where c is a multiplicative constant. Eq. (19) indicates that setting a price well above or well below the market price will increase C_i .

We note that the relation (19) does not take into account the demanded/supplied quantity $q_i(n)$ in determining C_i . Using again the example of the buyer i , it is to be expected that the fraction of the demanded quantity i will receive, will also depend on the amount of the demanded quantity, i.e., C_i should decrease with $|q_i|$ (and in fact, when the demand of a commodity is high, the price typically goes up). In order to take into account the effect of q_i on C_i , we propose a modified version of Eq. (19),

$$C_i(n) = \tanh^2 \left(\frac{c(p_i(n) - p(n))}{1 + q_i(n)^2} \right), \quad (20)$$

$i = 1, \dots, N$. Eq. (20) indicates that large (small) demanded/supplied quantities will have the effect of decreasing (increasing) C_i .

Having introduced the quantity C_i , Eq. (3) can be modified as follows,

$$S_i(n+1) = S_i(n) - C_i(n)(S_i(n) - \bar{S}_i) + u_i(n), \quad (21)$$

$i = 1, \dots, N$, which for $C_i = 1$ yields $S_i(n) = \bar{S}_i + u_i(n)$ and for $C_i = 0$ yields $S_i(n) = S_i(0) + \sum_{n'=0}^n u_i(n')$. Moreover, as in Scenario II, we assume that

$$p_i(n+1) = p_i(n) - \beta_i(S_i(n) - \bar{S}_i), \quad (22)$$

$i = 1, \dots, N$, where $\beta_i > 0$. We see that a fixed point of the dynamics (described by Eqs. (21) and (22)) is given by $S_i = \bar{S}_i$, $p_i = p_i^*$, $i = 1, \dots, N$, and $p = p^*$, where p^* is determined by setting $p_i = p_i^*$ and $q_i = 0$ for $i = 1, \dots, N$ in Eq. (18a). By linearizing Eqs. (21) and (22) about this fixed point, we obtain,

$$\delta S_i(n+1) = [1 - \tanh^2(c(p_i^* - p^*))]\delta S_i(n), \quad (23a)$$

$$\delta p_i(n+1) = \delta p_i(n) - \beta_i \delta S_i(n). \quad (23b)$$

Note that Eq. (23) is independent of whether we chose C_i to be described by (19) or (20). As the function $0 \leq \tanh^2(x) < 1$, it follows that the system (23) is always neutrally stable in the sense that the perturbations $\delta S_i(n) \rightarrow 0$, while the perturbations δp_i neither grow nor shrink. Interestingly, determination of whether the fixed point is stable or not is not affected by the particular choice of the function $p(n)$ in (18a). We conclude that this scenario is stable, in the sense that $S_i \rightarrow \bar{S}_i$ for $i = 1, \dots, N$.

We wish to emphasize that we have been able to resolve the instability of the market dynamics observed for Scenario II by considering an alternative model for which (i) at each time n a unique market price $p(n)$ and market quantity $q(n)$ are given (ii) the extent to which agent i is able to either buy or sell a demanded quantity is determined by an appropriately defined coefficient C_i .

III. CONCLUSION

We have considered the dynamics of a smart grid system characterized by widespread distributed generation and

storage devices. We have assumed that agents are free to trade electric energy over the network and we have focused on the emerging market dynamics. We have considered three scenarios for the market dynamics for which we have presented a stability analysis. We have seen that stability depends on the specific form of the market dynamics and it may depend on the structure of the underlying network topology. We have run numerical simulations that confirm our theoretical predictions.

REFERENCES

- [1] S. M. Schoenung, J. M. Eyer, J. J. Iannucci, and S. A. Horgan, "Energy storage for a competitive power market," *Annual review of energy and the environment*, vol. 21, no. 1, pp. 347–370, 1996.
- [2] P. J. Hall and E. J. Bain, "Energy-storage technologies and electricity generation," *Energy policy*, vol. 36, no. 12, pp. 4352–4355, 2008.
- [3] A. Mammoli, C. Birk Jones, H. Barsun, D. Dreisigmeyer, G. Goddard, and O. Lavrova, "Distributed control strategies for high-penetration commercial-building-scale thermal storage," in *Transmission and Distribution Conference and Exposition (T&D), 2012 IEEE PES*. IEEE, 2012, pp. 1–7.
- [4] A. Kirilenko, A. Kyle, M. Samadi, and T. Tuzun, "The flash crash: The impact of high frequency trading on an electronic market," *Available at SSRN 1686004*, 2011.
- [5] D. Easley, M. López de Prado, and M. O'Hara, "The microstructure of the flash crash: flow toxicity, liquidity crashes and the probability of informed trading," *The Journal of Portfolio Management*, vol. 37, no. 2, pp. 118–128, 2011.
- [6] J. P. Sterbenz, E. K. Cetinkaya, M. A. Hameed, A. Jabbar, S. Qian, and J. P. Rohrer, "Evaluation of network resilience, survivability, and disruption tolerance: analysis, topology generation, simulation, and experimentation," *Telecommunication Systems*, pp. 1–32, 2011.
- [7] D. P. Chassin and L. Kiesling, "Decentralized coordination through digital technology, dynamic pricing, and customer-driven control: The gridwise testbed demonstration project," *The Electricity Journal*, vol. 21, no. 8, pp. 51–59, 2008.
- [8] H. Fujisaka and T. Yamada, "Stability theory of synchronized motion in coupled-oscillator systems," *Prog. Theor. Phys.*, vol. 69, no. 1, pp. 32–47, 1983.
- [9] L. M. Pecora and T. L. Carroll, "Synchronization in chaotic systems," *Phys. Rev. Lett.*, vol. 64, pp. 821–824, 1990.
- [10] L. Pecora and T. Carroll, "Master stability functions for synchronized coupled systems," *Phys. Rev. Lett.*, vol. 80, pp. 2109–2112, 1998.
- [11] F. Sorrentino and E. Ott, "Network synchronization of groups," *Physical Review E*, vol. 76, no. 5, p. 056114, 2007.
- [12] F. Sorrentino, G. Barlev, A. B. Cohen, and E. Ott, "The stability of adaptive synchronization of chaotic systems," *Chaos*, vol. 20, p. 013103, 2010.
- [13] F. Sorrentino, "Synchronization of hypernetworks of coupled dynamical systems," *New J. Phys.*, vol. 14, p. 033035, 2012.
- [14] D. Irving and F. Sorrentino, "Synchronization of dynamical hypernetworks: Dimensionality reduction through simultaneous block-diagonalization of matrices," *Physical Review E*, vol. 86, no. 5, p. 056102, 2012.
- [15] R. Olfati-Saber and R. M. Murray, "Consensus problems in networks of agents with switching topology and time-delays," *IEEE Trans. Autom. Contr.*, vol. 49, pp. 1520–1533, 2004.
- [16] A. Pomerance, E. Ott, M. Girvan, and W. Losert, "The effect of network topology on the stability of discrete state models of genetic control," *Proceedings of the National Academy of Sciences*, vol. 106, no. 20, pp. 8209–8214, 2009.
- [17] F. Sorrentino and N. Mecholsky, "Stability of strategies in payoff-driven evolutionary games on networks," *Chaos*, vol. 21, p. 033110, 2011.
- [18] K.-I. Goh, B. Kahng, and D. Kim, "Universal behavior of load distribution in scale-free networks," *Physical Review Letters*, vol. 87, no. 27, p. 278701, 2001.
- [19] H. K. Khalil, *Nonlinear Systems*, 3rd ed. Upper Saddle River, NJ: Prentice Hall, 2002.