

Confronting current NLO parton fragmentation functions with inclusive charged-particle spectra at hadron colliders

David d'Enterria

CERN, PH Department, CH-1211 Geneva 23, Switzerland

Kari J. Eskola, Ilkka Helenius, Hannu Paukkunen

Department of Physics, University of Jyväskylä, P.O. Box 35, FI-40014, Finland

Helsinki Institute of Physics, University of Helsinki, P.O. Box 64, FI-00014, Finland

Abstract

The inclusive spectra of charged particles measured at high transverse momenta ($p_T \gtrsim 2$ GeV/c) in proton-proton and proton-antiproton collisions in the range of center-of-mass energies $\sqrt{s} = 200$ –7000 GeV are compared with next-to-leading order perturbative QCD calculations using seven recent sets of parton-to-hadron fragmentation functions (FFs). Accounting for the uncertainties in the scale choices and in the parton distribution functions, we find that most of the theoretical predictions tend to overpredict the measured LHC and Tevatron cross sections by up to a factor of two. We identify the currently too-hard gluon-to-hadron FFs as the probable source of the problem, and justify the need to refit the FFs using the available LHC and Tevatron data in a region of transverse momenta, $p_T \gtrsim 10$ GeV/c, which is supposedly free from additional non-perturbative contributions and where the scale uncertainty is only modest.

Keywords: Charged-hadron fragmentation functions, NLO computations, Hadronic collisions

1. Introduction

The inclusive production of large-transverse-momentum ($p_T \gtrsim 2$ GeV/c) hadrons at proton-proton (p-p) and proton-antiproton (p- \bar{p}) colliders provides a ground for testing the factorization theorem of Quantum Chromodynamics (QCD) [1, 2] that predicts the universality and evolution of the two non-perturbative elements in the theoretical cross-sections: parton distribution functions (PDFs) and parton-to-hadron fragmentation functions (FFs). While the PDFs can nowadays be tested and constrained by a multitude of different processes in deep-inelastic scattering and hadronic collisions [3], the variety and kinematic reach of data by which the FFs can be determined is more limited [4, 5]. In this context, the inclusive hadron measurements at the LHC extending to unprecedentedly large values of center-of-mass energy (\sqrt{s}) and hadron p_T [6], are particularly useful for studying the FFs and their universality. From an experimental perspective, the best precision and widest kinematic reach in the p_T -differential cross sections are achieved when no

Email addresses: dde@cern.ch (David d'Enterria), kari.eskola@jyu.fi (Kari J. Eskola), ilkka.helenius@jyu.fi (Ilkka Helenius), hannu.paukkunen@jyu.fi (Hannu Paukkunen)

particle identification is performed. The pre-LHC measurements for unidentified charged-hadron spectra in p-p and p- \bar{p} collisions range from fixed-target experiments at $\sqrt{s} \lesssim 60$ GeV [7, 8] to collider experiments covering a wide range of center-of-mass energies $\sqrt{s} = 200 - 1960$ GeV [9, 10, 11, 12, 13, 14, 15, 16]. However, most of these data are restricted to moderate values of $p_T \lesssim 10$ GeV/c, and the accuracy for $p_T \geq 10$ GeV/c is rather poor. The importance of the new LHC data to overcome such limitations is underscored by the confusion [17, 18, 19] triggered by the original CDF data [16] which seemed to display deviations from next-to-leading order (NLO) perturbative QCD (pQCD) calculations up to three orders of magnitude at $p_T \simeq 150$ GeV/c, but which was later on identified as an experimental issue (see the erratum of Ref. [16]).

Interestingly, the NLO pQCD predictions presented along with the recently published CMS [20, 21] and ALICE [22] inclusive charged hadron spectra, appear to overshoot the data by up to a factor of two in the kinematical region where effects such as e.g. intrinsic transverse momentum of the colliding partons (intrinsic k_T) [23, 24, 25], soft-gluon resummation [26, 27], or small- z instabilities of the FFs [28] should not play a major role. Especially since the recent LHC measurements of the p_T -differential cross sections for inclusive jets [29, 30] and prompt photons [31, 32] are in perfect agreement with the NLO pQCD expectations [33, 34, 35], the data-vs-theory discrepancies for inclusive charged-hadrons come totally unexpected. Resolving such inconsistencies is also of relevance for other QCD analyses such as those related to the suppression of high- p_T hadrons in ultrarelativistic heavy-ion collisions where the p-p spectra are required as baseline measurements [36].

In this paper, we present a systematic comparison of the theoretical predictions for unidentified charged-hadron production to experimental data with a special emphasis on the latest LHC measurements. Our aim is to demonstrate that such a process in hadron colliders is predominantly sensitive to the gluon-to-hadron FFs which are presently not well determined and, consequently, large discrepancies among the modern sets of FFs exist. These differences not only translate into a significant scatter in the corresponding predictions for the cross sections, but none of the current FF sets can consistently reproduce the current LHC and Tevatron data at $p_T \gtrsim 10$ GeV/c. As the data measured by different experiments at the same collision energies are in mutual agreement, it seems excluded that such discrepancies are due to an experimental issue. Instead, this hints to a severe problem in the gluon-to-hadron FFs in most of the existing sets. We conclude that the gluon FF, which is currently mildly constrained by charged-hadron spectra from hadronic collisions at RHIC and Sp \bar{p} S energies, should be refitted by using the LHC and Tevatron hadron spectra in the region $p_T \gtrsim 10$ GeV/c, where the theoretical scale uncertainties appear tolerable and which should be free from additional, non-perturbative hadron production mechanisms.

2. The pQCD framework for inclusive hadron production

The cross section for the inclusive production of a single hadron h_3 with a momentum p_3 in the collision of two hadrons h_1 and h_2 carrying momenta p_1 and p_2 respectively, can be expressed,

differentially in transverse momentum p_T and (pseudo)rapidity η , as [24, 37]

$$\frac{d\sigma(h_1 + h_2 \rightarrow h_3 + X)}{dp_T d\eta} = \sum_{ijl} \int dx_1 \int dx_2 \int \frac{dz}{z} f_i^{h_1}(x_1, \mu_{\text{fact}}^2) f_j^{h_2}(x_2, \mu_{\text{fact}}^2) D_{l \rightarrow h_3}(z, \mu_{\text{frag}}^2) \frac{d\hat{\sigma}(\hat{p}_1^i + \hat{p}_2^j \rightarrow \hat{p}_3^l, \mu_{\text{ren}}^2, \mu_{\text{fact}}^2, \mu_{\text{frag}}^2)}{d\hat{p}_3^l d\eta} \bigg|_{\substack{\hat{p}_1 = x_1 p_1 \\ \hat{p}_2 = x_2 p_2 \\ \hat{p}_3 = p_3/z}} \quad (1)$$

In this expression, $f_i^{h_k}(x_k, \mu_{\text{fact}}^2)$ denote the PDFs of the colliding hadrons evaluated at parton fractional momenta x_k and scale μ_{fact}^2 . We will use the CT10NLO [38] parametrization throughout this work. The parton-to-hadron FFs are denoted by $D_{l \rightarrow h_3}(z, \mu_{\text{frag}}^2)$ where z is the fraction of the parton momentum carried out by the outgoing charged hadron. The PDFs and FFs are convoluted with the partonic coefficient functions $d\hat{\sigma}$ for which we use their fixed-order NLO $\mathcal{O}(\alpha_s^3)$ expressions [37, 39, 40], treating the partons and hadrons as massless particles. In practice, we evaluate these cross sections employing the INCNLO [37, 41] program which we have modified to improve the convergence at small values of p_T . The fixed-order calculations are supposed to be adequate for $p_T \gg 1$ GeV/c but still sufficiently away from the phase-space boundary $p_T^{\text{max}} \sim \sqrt{s}/2$ (at midrapidity, $\eta \approx 0$), where soft-gluon resummations [26, 27] become relevant due to large logarithmic contributions from an incomplete cancellation of the infrared divergences.

Truncating the partonic coefficient functions to $\mathcal{O}(\alpha_s^3)$ leads to the well-known scale dependence of the pQCD calculations. For inclusive hadron production, there are three independent scales: the renormalization scale μ_{ren} , factorization scale μ_{fact} , and the fragmentation scale μ_{frag} . The sensitivity of the computed cross sections to the variations of these scales is typically taken as an indication of the size of the missing higher-order corrections. Our default choice is $\mu_{\text{ren}} = \mu_{\text{fact}} = \mu_{\text{frag}} = p_T$, and we take the scale uncertainty as the envelope enclosed by the following 16 scale variations [42]

$$\left(\frac{\mu_{\text{fact}}}{p_T}, \frac{\mu_{\text{ren}}}{p_T}, \frac{\mu_{\text{frag}}}{p_T} \right) = \begin{pmatrix} (\frac{1}{2}, \frac{1}{2}, \frac{1}{2}), & (\frac{1}{2}, \frac{1}{2}, 1), & (\frac{1}{2}, 1, \frac{1}{2}), & (\frac{1}{2}, 1, 1), \\ (\frac{1}{2}, 1, 2), & (1, \frac{1}{2}, \frac{1}{2}), & (1, \frac{1}{2}, 1), & (1, 1, \frac{1}{2}), \\ (1, 1, 2), & (1, 2, 1), & (1, 2, 2), & (2, 1, \frac{1}{2}), \\ (2, 1, 1), & (2, 1, 2), & (2, 2, 1), & (2, 2, 2). \end{pmatrix} \quad (2)$$

We omit the combinations in which μ_{ren} and μ_{fact} or μ_{ren} and μ_{frag} are pairwise scaled by a factor of two in opposite directions due to the appearance of potentially large contributions of the form $\log(\mu_{\text{ren}}^2/\mu_{\text{fact}}^2)$ and $\log(\mu_{\text{ren}}^2/\mu_{\text{frag}}^2)$ in the calculation. The next-to-NLO (NNLO) calculations are expected to definitely reduce the scale dependence. However, although the PDF analyses can be nowadays carried out partly at NNLO level [43, 44, 45, 46], the time-like splitting functions needed in the NNLO evolution of the FFs are not yet fully known [47, 48], nor are the NNLO coefficient functions needed in Eq. (1), although the latter could finally emerge through the work currently carried out for jets [49, 50, 51].

3. Comparison of the parton fragmentation functions

Table 1 lists the seven commonly used sets of NLO parton-to-charged-hadron FF parametrizations: Kretzer (KRE) [52], KKP [53], BFGW [54], HKNS [55], AKK05 [56] DSS [57, 58], and AKK08 [59],

that we employ in our calculations. In a few of these analyses the charged hadron FFs are constructed as a sum of the individual FFs for pions (π^\pm), kaons (K^\pm), plus (anti)protons; but e.g. in DSS there is still a small “residual” contribution on top of these. There are other sets of FFs with restricted particle species [60, 57, 61], but we do not consider them here as we focus only on the inclusive sum which should be better constrained than the FFs for individual hadron species. For reviews, see e.g. [4, 5].

Table 1: Characteristics of the existing sets of parton-to-charged-hadron FFs. The hadron species included, use of different collision systems, attempts to estimate the FF errors, minimum value of z considered, and the available Q^2 -range are indicated.

FF set	Species	Fitted data	Error estimates	z_{\min}	Q^2 (GeV 2)
Kretzer (KRE) [52]	$\pi^\pm, K^\pm, h^+ + h^-$	e^+e^-	no	0.01	$0.8\text{--}10^6$
KKP [53]	$\pi^+ + \pi^-, K^+ + K^-$ $p + \bar{p}, h^+ + h^-$	e^+e^-	no	0.1	$1\text{--}10^4$
BFGW [54]	h^\pm	e^+e^-	yes	10^{-3}	$2\text{--}1.2 \cdot 10^4$
AKK05 [56]	$\pi^\pm, K^\pm, p, \bar{p}$	e^+e^-	no	0.1	$2\text{--}4 \cdot 10^4$
HKNS [55]	$\pi^\pm, K^\pm, p + \bar{p}$	e^+e^-	yes	0.01	$1\text{--}10^8$
AKK08 [59]	$\pi^\pm, K^\pm, p, \bar{p}$	$e^+e^-, p\text{-}p$	no	0.05	$2\text{--}4 \cdot 10^4$
DSS [57, 58]	$\pi^\pm, K^\pm, p, \bar{p}, h^\pm$	$e^+e^-, p\text{-}p, e\text{-}p$	yes	0.05	$1\text{--}10^5$

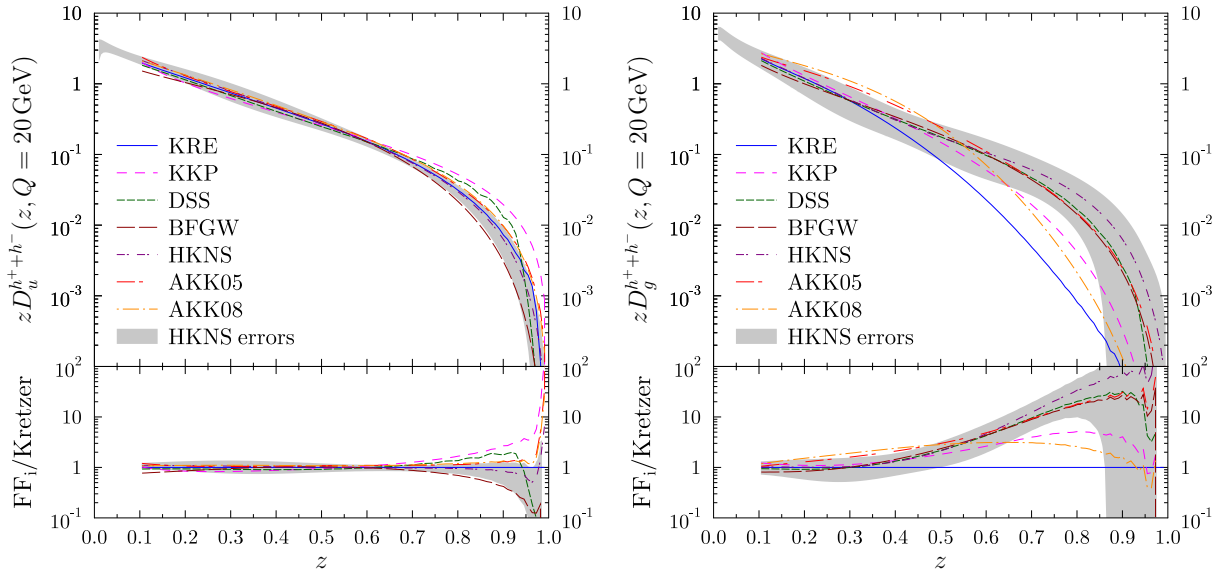


Figure 1: Top: Charged-hadron fragmentation functions as a function of z for u -quarks (left) and gluons (right) at $Q = 20$ GeV. Bottom: Ratio between different FFs over the Kretzer FFs.

The main constraints in global fits of FFs come from the inclusive hadron production in e^+e^- collider experiments, from which the data are abundant [62]. These experiments are, however, mainly sensitive to the quark FFs leaving the gluon-to-hadron FFs largely unconstrained. Similarly, the data for semi-inclusive hadron production in deeply inelastic scattering [63], used in the DSS

fit, predominantly originates from the quark fragmentation. This leaves the gluon FFs prone to parametrization-bias and other theoretical assumptions. To improve on this, DSS and AKK08 include various datasets (in different combinations) from hadronic collisions at RHIC [10, 11, 64], Sp̄pS [12, 13, 14] and Tevatron [15, 65]. The bulk of these measurements is, however, concentrated at rather small values of transverse momentum $p_T \lesssim 5$ GeV/c (dictating the hard scales of the process) where the sensitivity to the gluon FFs is certainly present, but where the NLO pQCD calculations are not well under control due to the large scale uncertainty (see later). Therefore, the extraction of the gluons FFs based on these data cannot be considered completely safe, and, therefore, we believe that the “older” sets of FFs with only e^+e^- data should not be blindly discarded. Although the uncertainties in FFs due to the experimental errors (or lack of data) have been addressed in some FF extractions (see also Ref. [66]), only HKNS provides the necessary information to fully propagate these uncertainties to further observables. The BFGW package provides three alternative sets with somewhat different gluon FFs, but the mutual variation between these sets translates only to a few-percent difference in the observables we discuss here. The error analysis of DSS was performed via the method of Lagrange multipliers [67] which does not allow the end user to estimate the propagation of their FF errors. For these reasons, in what follows, we will present the central results from all the parametrizations including also the HKNS error bands.

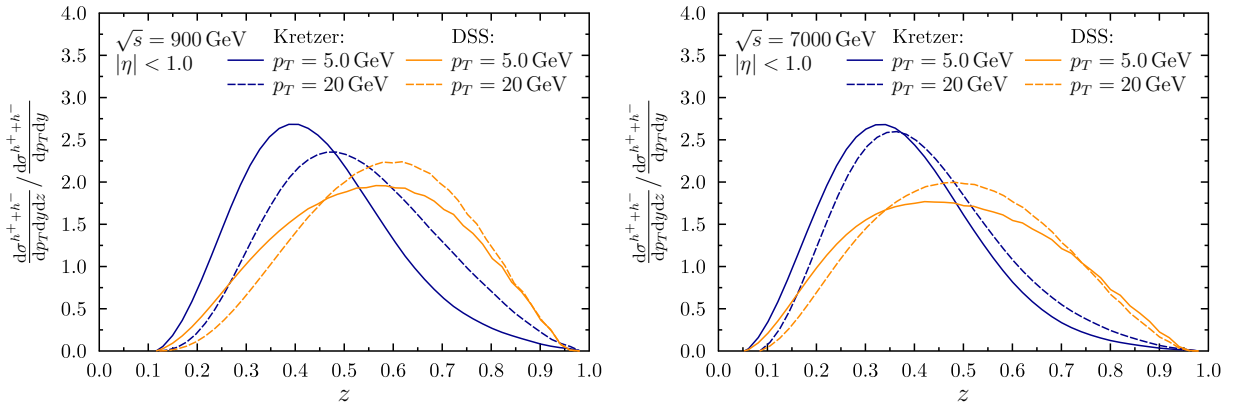


Figure 2: Normalized cross section for charged-hadron production as a function of z for $\sqrt{s} = 900$ GeV (left) and $\sqrt{s} = 7000$ GeV (right) for $p_T = 5$ GeV/c (solid) and $p_T = 20$ GeV/c (dashed) at midrapidity, obtained with Kretzer (dark blue) and DSS (orange) FFs.

In Fig. 1, we present a comparison of the up-quark and gluon FFs into charged hadrons for all the available FFs at a common scale $Q = 20$ GeV. The spread among the gluon FFs is significantly larger than in the case of quarks — a clear indication of lack of definitive constraints — in particular for moderate and large $z > 0.3$ values. Indeed, even the HKNS error band is not broad enough to cover all different sets above $z \sim 0.5$. We believe this is mainly due to the small amount of fit parameters that could be left free in the absence of strict gluon constraints from the e^+e^- data alone, as discussed above. To understand at which z values the hadron production at LHC energies probes the FFs, and to what extent this depends on the hardness of the gluon FFs, we examine the shape of the differential z distributions. A couple of typical examples corresponding to the LHC kinematics are shown in Fig. 2. The old Kretzer and the modern DSS FFs are considered here as the hardness of their gluon FFs is quite different. The z distributions appear to be rather broad and to depend significantly on the specific set of FFs used. The spectra in the range $p_T = 5$ –20 GeV/c

probe average hadron fractional momenta $\langle z \rangle \approx 0.4\text{--}0.6$ at $\sqrt{s} = 900$ GeV, decreasing to $\langle z \rangle \approx 0.3\text{--}0.5$ at $\sqrt{s} = 7$ TeV. The behaviour of these z distributions can be understood approximating the \hat{p}_{3T} dependence of the convolution between the PDFs and the partonic cross sections $d\hat{\sigma}$ by a power law, as follows [68]:

$$\sum_{ij} \int dx_1 dx_2 f_i^{h_1}(x_1, \mu_{\text{fact}}^2) f_j^{h_2}(x_2, \mu_{\text{fact}}^2) \frac{d\hat{\sigma}(\hat{p}_1^i + \hat{p}_2^j \rightarrow \hat{p}_3^\ell, \mu_{\text{ren}}^2, \mu_{\text{fact}}^2, \mu_{\text{frag}}^2)}{d\hat{p}_{3T} d\eta} \approx C_\ell \hat{p}_{3T}^{-n}, \quad (3)$$

where C_ℓ is a p_T -independent constant, so that one can write

$$\frac{d\sigma(h_1 + h_2 \rightarrow h_3 + X)}{dp_T d\eta dz} \approx \sum_\ell \frac{C_\ell}{z} \hat{p}_{3T}^{-n} D_{\ell \rightarrow h_3}(z, \mu_{\text{frag}}^2) = p_T^{-n} \sum_\ell C_\ell z^{n-1} D_{\ell \rightarrow h_3}(z, \mu_{\text{frag}}^2). \quad (4)$$

Due to the factor z^{n-1} , the contributions from small values of z are efficiently suppressed, and the average value of z becomes much larger than the kinematic lower limit $z_{\text{min}} \approx 2p_T/\sqrt{s}$ at midrapidity. However, towards larger \sqrt{s} , the p_T distributions are flatter (the power n is smaller), and the z distributions become on average shifted towards smaller values of z . In any case, the contributions from the small- z region, $z \lesssim 0.05\text{--}0.1$, which is more difficult to treat in DGLAP-based approaches [28, 6], remain very small and the use of the standard FF framework is well justified.

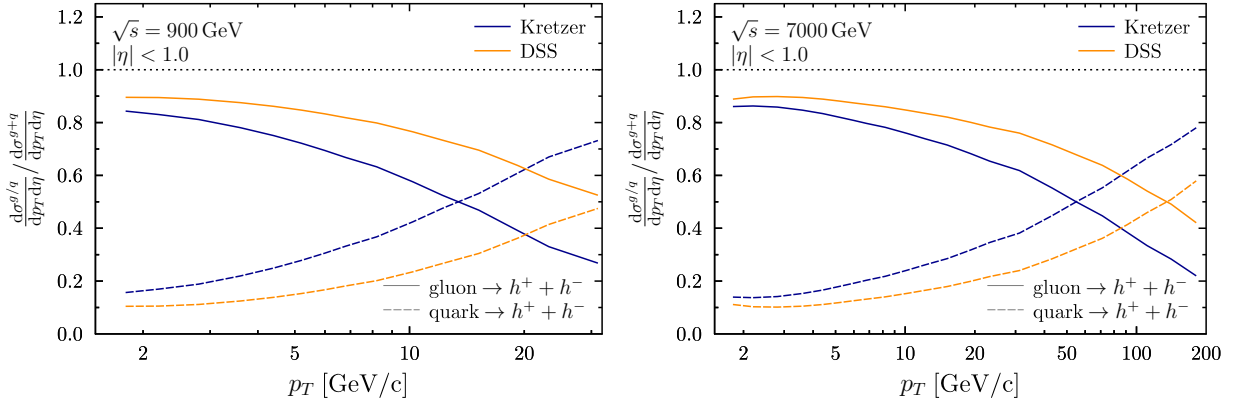


Figure 3: Relative contributions of quark (dashed) and gluon (solid) fragmentation to the inclusive charged-hadron cross section at $\sqrt{s} = 900$ GeV (left) and $\sqrt{s} = 7000$ GeV (right) at midrapidity, obtained with Kretzer (dark blue) and DSS (orange) FFs.

The relative contributions from the quark and gluon fragmentations are plotted in Fig. 3 for $\sqrt{s} = 900$ GeV (left) and $\sqrt{s} = 7000$ GeV (right). At small p_T , the gluon fragmentation clearly dominates but towards large values of p_T the quark fragmentation becomes eventually predominant. In any case, the gluon contribution is always significant and therefore the LHC promises to be a good “laboratory” to determine the gluon FFs in the region of p_T where the NLO pQCD calculations can be considered to be well under control.

4. Comparison of NLO pQCD to high- p_T charged-hadron collider data

In this section, we compare the data from various experiments with the NLO calculations using the seven FF sets listed in Table 1. Our main attention will be on the latest data from CMS [20, 21]

and ALICE [22] for p-p collisions at the LHC, as well as the CDF measurements [16] in p- \bar{p} collisions at Tevatron. We do not include the similar ATLAS measurements [69] here as their results have not been given as invariant cross sections, but only in terms of the absolute yields. However, we have checked that the shapes of the ATLAS p_T -spectra are in agreement with those measured by the other LHC experiments. In order to compare with some earlier hadron-collider data, included in the AKK08 and DSS global fits, we consider also the p- \bar{p} results from UA1 [12, 13, 14] as well as the p-p spectra measured by STAR [10].

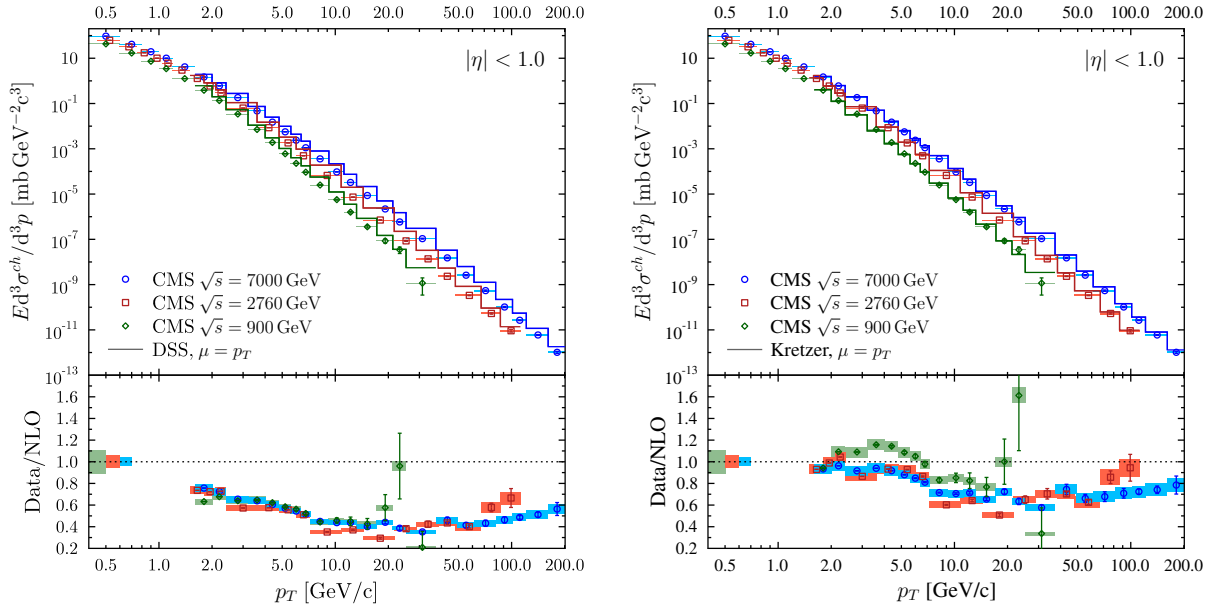


Figure 4: Top: Charged-hadron invariant cross sections measured as a function of p_T by CMS [20, 21] at $\sqrt{s} = 0.9$ TeV (green diamonds), $\sqrt{s} = 2.76$ TeV (red squares), and $\sqrt{s} = 7$ TeV (blue circles), compared to NLO calculations with DSS [58] (left) and Kretzer (right) [52] FFs. The point-to-point systematic and statistical errors are indicated by colored rectangles and error bars. Bottom: Ratio between the data and the respective calculations. The boxes at the beginning of the p_T -axis mark the luminosity uncertainties of each measurement.

As an example of the p_T -differential cross sections, Fig. 4 presents the CMS measurements for inclusive charged hadrons at $\sqrt{s} = 0.9, 2.76, 7$ TeV at midrapidity. The data, spanning five orders of magnitude in perturbatively-accessible values of p_T , are compared to the NLO calculations using two sets of FFs, DSS and Kretzer. While DSS clearly overshoots the data (by up to a factor of 2), the Kretzer FFs do a much better job in describing the spectra both in shape and absolute normalization. The apparent difference between the two parametrizations derives from the fact that the large- z Kretzer gluon FFs are much softer than those of DSS (Fig. 1).

The central result of our paper is shown in Fig. 5 which presents a comprehensive comparison of the charged-hadron world-data in the TeV-range to the NLO predictions using the seven most recent sets of FFs. The panels show the ratio of the data to the predictions obtained with the Kretzer FF (data points), as well as the ratios of cross sections obtained with various FFs over those from Kretzer (curves). The light-blue band denotes the scale uncertainty envelope (cf. Eq. (2)), and the dark-blue band the uncertainty derived from the CT10NLO PDF (90% confidence level) error sets. The HKNS error band is shown in light-brown color. The scale uncertainty below

$p_T \approx 10$ GeV/c is prohibitively large making it difficult to draw any strict conclusion regarding the level of agreement between the data and the calculations there (although the central NLO prediction obtained with the Kretzer FFs agrees very well with the data). The scale dependence, however, stabilizes below $\pm 20\%$ beyond $p_T \approx 10$ GeV/c and it is rather this region where the NLO calculations are to be fully trusted. In all cases, the PDF errors are almost negligibly small in comparison to the scale uncertainty.

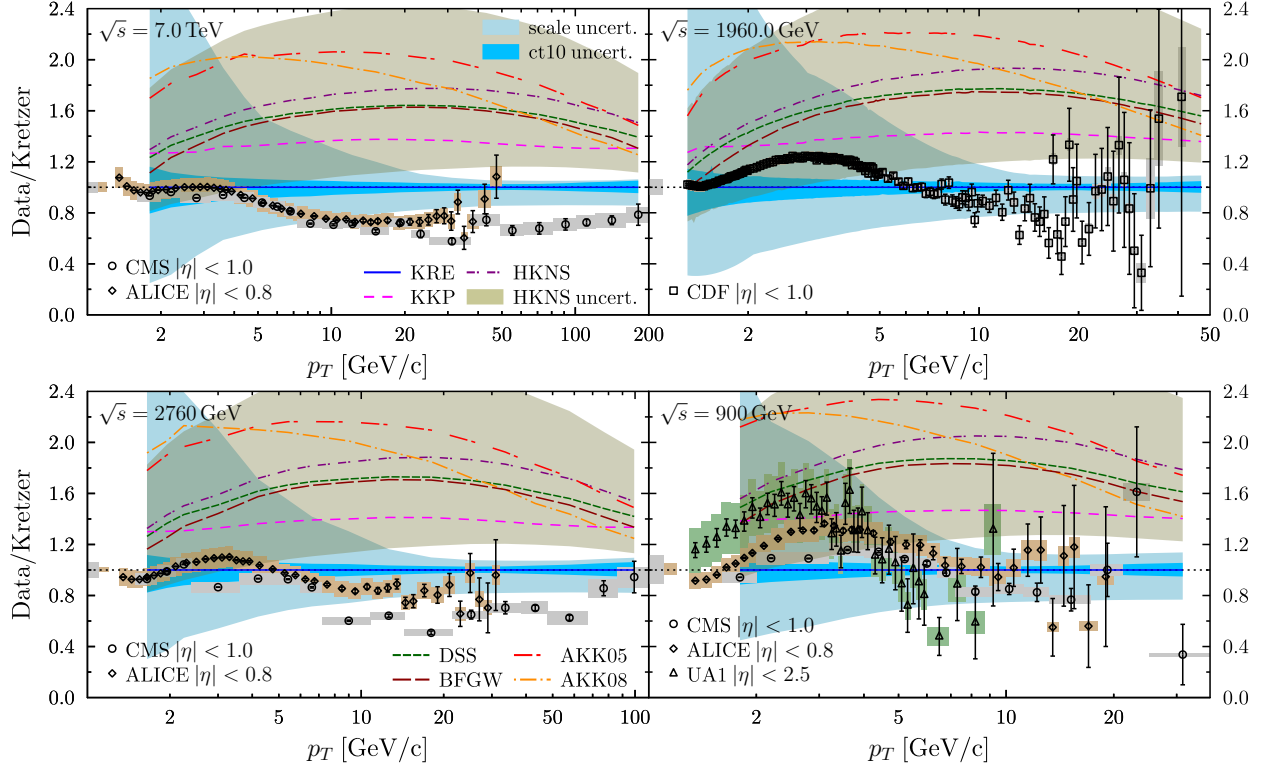


Figure 5: Ratio of the inclusive charged-hadron spectra measured by CMS (circles) [20, 21], ALICE [22] (diamonds), CDF (squares) [16], and UA1 (triangles) [13] at $\sqrt{s} = 900$ –7000 GeV, over the corresponding NLO calculations using the Kretzer FFs. The curves show the NLO predictions obtained with other FF sets: KKP (pink scarcely dashed), DSS (green dashed), BFGW (brown long-dashed), HKNS (purple dashed-dotted), AKK08 (yellow dotted-dashed), and AKK05 (red long-dashed short-dashed) relative to Kretzer FFs. The point-to-point systematic and statistical errors are indicated by colored rectangles (gray for CMS and CDF, brown for ALICE, green for UA1) and error bars. The boxes at the beginning of the p_T -axis mark the overall normalization uncertainty. The light-blue bands correspond to the scale uncertainty envelopes while the dark-blue ones indicate the variations derived from the CT10NLO PDF error sets. The HKNS uncertainties are shown by the light-brown bands.

All the LHC data are in mutual agreement within their systematic and statistical uncertainties, although especially the CMS data at 2.76 TeV seem to show larger fluctuations than those inferred from the typical size of the quoted point-to-point experimental uncertainty. The UA1 spectrum at $\sqrt{s} = 0.9$ TeV is mostly above the CMS and ALICE results and is only barely compatible with them. However, as the shape of the p_T distribution is not incompatible with the rest, this disagreement could well be an issue of the experimental determination of the overall normalization in the oldest measurement.

The results of Fig. 5 exhibit clear systematic trends as a function of \sqrt{s} and p_T : As \sqrt{s} increases from 0.9 TeV to 7 TeV, the experimental spectra gradually sink more and more below the theoretical predictions. However, the shape of the data-to-theory ratio remains qualitatively similar regardless of the collision energy. Especially, relative to the calculation with the Kretzer FFs, the data first show a “bump” at $p_T \approx 4$ GeV/c but then straighten up beyond $p_T \approx 10$ GeV/c. Indeed, the flatness of the data/theory ratio is worth noticing, although the absolute spectra span many orders of magnitude. This suggests that the underlying pQCD dynamics of the hadron production is indeed correctly understood and that the data-theory disagreement lies rather in the current sets of FFs. On average, the Kretzer FFs used as reference for the data/NLO ratios shown in Fig. 5, seem to do the best job in describing the data, the results from all other FFs being practically enclosed by the HKNS error bands. We quantify the data-to-theory correspondence by computing the χ^2 values for each FF set (in the case of HKNS only the central predictions are considered) defined by

$$\chi^2 \equiv \sum_i \left(\frac{D_i - T_i}{\delta_i^{\text{tot}}} \right)^2, \quad (5)$$

where D_i corresponds to the data point with total error δ_i^{tot} (correlated and uncorrelated point-to-point uncertainties added in quadrature), and the theory values T_i are specific for each set of FFs. The sum runs over all the data shown in Fig. 5 using three different cuts for the hadron transverse momenta: $p_T^{\text{min}} = 1.3, 5, 10$ GeV/c. Such thresholds are chosen so as to reduce the weight of the lower- p_T data which would otherwise dominate the χ^2 due to their larger cross sections and associated smaller statistical uncertainties. The calculations are run for three scale choices,

$$\mu \equiv (\mu_{\text{ren}}/p_T, \mu_{\text{fact}}/p_T, \mu_{\text{frag}}/p_T) = \left(\frac{1}{2}, \frac{1}{2}, \frac{1}{2} \right), (1, 1, 1), (2, 2, 2),$$

which, above $p_T \approx 5$ GeV/c, practically cover the larger selection of scale variations used earlier, Eq. (2). The results from this exercise are shown in Table 2, and numerically confirm what is seen in Fig. 5: The lowest χ^2 value is almost always obtained with the Kretzer FFs and the highest one with AKK05. The preferred choice of scale is specific for each set of FFs and depends on the p_T^{min} cut imposed. However, on average, the choice $\mu = (2, 2, 2)$ is preferred as this set of values tends to reduce the computed cross sections and thereby moderate the data overshooting.

The same conclusion is reached if the χ^2 is computed accounting separately for the correlated systematic errors. In this particular case, the only known systematic parameter is the overall normalization (given by all but UA1) and the χ^2 can be expressed [67] as

$$\chi_{\text{corr}}^2 = \sum_{k \in \text{data sets}} \chi_k^2 \quad (6)$$

$$\chi_k^2 = \sum_i \left(\frac{f_k D_i - T_i}{\delta_i^{\text{uncor}}} \right)^2 + \left(\frac{1 - f_k}{\delta_i^{\text{norm}}} \right)^2, \quad (7)$$

where δ_i^{uncor} is the uncorrelated error, and δ_i^{norm} the quoted normalization error. The parameter f_k is found by minimizing the χ^2 . The corresponding results are listed in Table 3. In comparison to the uncorrelated-uncertainties case, the χ^2 values become generally somewhat lower, since, the calculated values are usually quite above the data, and the improvement attained in the first term in Eq. (7) exceeds the growth of the latter. This procedure, however, often also leads to unnaturally

Table 2: Values of χ^2/N characterizing how the NLO calculations agree with the data at $\sqrt{s} = 0.9 - 7$ TeV. Seven different FFs and three different scale-choices and minimum hadron- p_T values have been considered. N is the total number of the LHC, Tevatron and UA1 data points above the p_T^{\min} cut. In obtaining the χ^2 , all the data uncertainties have been added in quadrature.

μ p_T^{\min} [GeV/c] N	(1,1,1)			(1/2,1/2,1/2)			(2,2,2)		
	1.3	5.0	10.0	1.3	5.0	10.0	1.3	5.0	10.0
	368	169	103	368	169	103	368	169	103
KRE	5.512	8.536	11.20	32.94	30.03	23.06	12.77	4.034	2.935
KKP	28.90	51.63	56.81	151.6	143.3	108.2	9.216	14.62	19.25
DSS	63.36	112.3	114.2	248.5	319.5	245.6	16.68	33.50	40.96
HKNS	85.80	149.5	151.1	303.9	396.8	312.6	24.28	48.59	57.49
AKK05	169.9	236.7	218.4	594.6	619.0	428.9	51.39	84.58	89.88
AKK08	150.1	177.7	154.4	566.6	486.5	300.3	40.82	59.13	60.70
BFGW	57.15	106.3	108.7	203.2	294.1	230.5	15.71	31.65	38.70

large values of $|1 - f_k|$ as the disagreement between the calculations and the data tends to be much beyond the normalization uncertainty quoted by the experiments. In any case, the values in Table 3 lead to the same conclusions as those extracted from Table 2 and the final outcome is the same regardless of the way the χ^2 -function is defined, namely that NLO predictions generally overpredict the experimental charged-hadron spectra by a factor of two. Similar discrepancies have been found for high- p_T neutral pion and η meson production at LHC energies [70] implying that the problem is not limited to the total ($g \rightarrow h^+ + h^-$) fragmentation function but affects the identified (π^\pm , K^\pm , p , \bar{p}) gluon FFs individually.

Table 3: As Table 2, but accounting for the normalization uncertainty of the data as in Eq. (7).

μ p_T^{\min} [GeV/c] N	(1,1,1)			(1/2,1/2,1/2)			(2,2,2)		
	1.3	5.0	10.0	1.3	5.0	10.0	1.3	5.0	10.0
	368	169	103	368	169	103	368	169	103
KRE	5.460	5.063	5.158	11.73	9.675	10.25	5.020	3.402	2.031
KKP	14.54	17.97	22.34	36.06	37.69	43.16	8.893	7.648	8.061
DSS	31.74	35.11	44.75	113.4	82.19	98.73	13.86	14.00	16.59
HKNS	41.30	45.73	58.50	130.9	101.1	123.9	17.58	18.67	22.72
AKK05	44.89	66.01	86.08	208.4	159.0	175.9	21.00	27.13	35.42
AKK08	29.72	49.73	63.47	160.3	137.1	130.9	15.79	19.42	25.51
BFGW	35.61	33.91	43.09	118.0	77.23	93.59	13.86	13.61	16.18

Finally, we take a look at collider data at lower c.m. energies, $\sqrt{s} = 200\text{--}630$ GeV, where the situation is different than that found at the LHC energies. Fig. 6 presents a comparison of NLO calculations to the UA1 [12, 13, 14] and STAR [10] charged-hadron spectra. For these datasets, the calculation obtained with the Kretzer FFs — the preferred set at the Tevatron and LHC energies — gives a bad description of the spectra. On the other hand, the DSS set describes now these

measurements reasonably well. This is, however, not too surprising as these datasets were included in their actual fit. In this case, also the HKNS error band is wide enough to enclose these data.

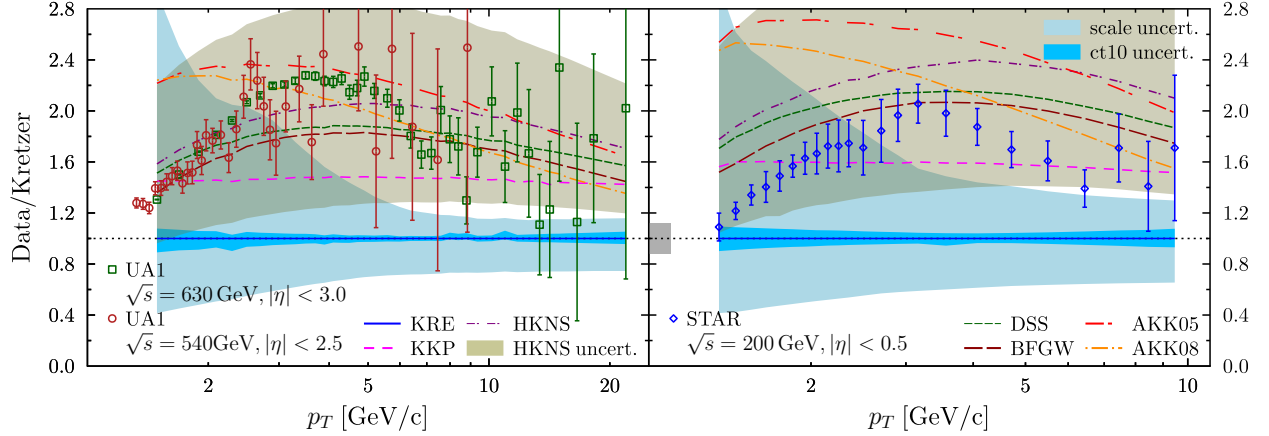


Figure 6: Ratios data/NLO[KRE] (data points) and NLO[FFs]/NLO[KRE] (curves) as in Fig. 5 but for lower-energy UA1 ($\sqrt{s} = 540, 630$ GeV, left panel) [12, 13, 14] and STAR ($\sqrt{s} = 200$ GeV, right panel) [10] p-p and p- \bar{p} collisions.

Looking back to Fig. 1, one can see that the lower-energy collisions prefer much harder gluons at large z than the LHC data. That is, any set of FFs that can, more or less, reproduce the lower- \sqrt{s} data (preferring hard gluon FFs), will disastrously overshoot the LHC measurements (preferring softer gluon FFs). As the variation in the probed range in z is only mild as a function of \sqrt{s} and p_T (see Fig. 2) such a result hints that it may be difficult to tensionlessly include all these existing data into a global FF fit with a p_T cut as low as e.g. $p_T \geq 2$ GeV/c. Indeed, as the very large scale-uncertainty indicates, the fixed-order NLO calculations are not stable below $p_T \approx 10$ GeV/c, and it is questionable whether these lower- p_T data points should be even considered in such a fit in the absence of full NNLO corrections. It should be also recalled that within the RHIC kinematics reach, the threshold logarithms can still play a role by increasing the NLO cross sections for increasingly-high p_T values, although such effects should die out towards larger \sqrt{s} (at fixed p_T). In any case, the fact that such effects cannot be seen in Fig. 6, signals that threshold resummations are likely not the main cause for the different \sqrt{s} -dependence of the NLO calculations and the data.

In addition, the good agreement between fixed-order NLO calculations [33, 34] and the jet data at LHC [29, 30], Tevatron [71, 72] and RHIC [73], and the fact that the single high- p_T charged particle spectrum is dominated by leading hadrons carrying out a large fraction, $\langle z \rangle \approx 0.5$, of the parent parton (jet) energy (Fig. 2), strongly reinforces the idea that the origin of the data-theory disagreement lies in an imperfect knowledge of the final gluon-to-hadron fragmentation functions.

As a matter of fact, at low values of p_T the whole picture of independent parton-to-hadron fragmentation may not be adequate, especially in the case of production of heavier baryons. Higher-twist effects, where the hadron is produced directly (i.e. more exclusively) in the hard subprocess rather than by gluon or quark jet fragmentation, may contribute to the cross sections at RHIC energies in the range of transverse momenta experimentally studied [74] and hence “contaminate” the extraction of FFs in global fits that use such data. Even at LHC energies, the proton-to-pion ratio below $p_T \approx 6$ GeV/c (see e.g. [75]) appears to behave qualitatively very differently than the

kaon-to-pion ratio or the pQCD expectations. While the kaon-to-pion ratio increases smoothly towards larger p_T , the proton-to-pion ratio contains a clear “bump” around $p_T \approx 3 \text{ GeV}/c$. To reproduce such a behaviour, additional effects outside the pQCD toolbox are called for. Assuming that the behaviour of the perturbative proton-to-pion ratio is qualitatively similar to the kaon-to-pion ratio, one could crudely estimate that there is a roughly 5% “non-fragmentation” enhancement around $p_T \approx 3 \text{ GeV}/c$ which then diminishes towards higher p_T . Subtracting such a non-perturbative contribution from the LHC data would make the disagreement between the data and e.g. DSS even worse. On the contrary, in comparison to the description with the Kretzer FFs, the data-to-theory ratio would be flatter and thereby improve the compatibility. For lower \sqrt{s} the surplus of (anti)protons could be even more pronounced and remain important up to higher values of p_T . This could partly explain the strong \sqrt{s} -dependence of the data-to-theory ratio. In Ref. [22], it was observed that the ratios of the ALICE cross sections between different but nearby \sqrt{s} become rather well reproduced — also at low p_T — by the DSS FFs. However, it is important to note that as the \sqrt{s} dependence of the z distributions (see Fig. 2) is only mild, part of the FF dependence is bound to cancel in such ratios. Despite such cancellations, it appears that some \sqrt{s} dependence still remains at low p_T , supporting our conjecture regarding the presence of a \sqrt{s} -dependent non-perturbative component.

5. Summary and outlook

We have examined the LHC, Tevatron, Sp \bar{p} S and RHIC data for inclusive unidentified charged-hadron production at $\sqrt{s} = 0.2 - 7 \text{ TeV}$ against NLO pQCD calculations with seven different sets of FFs, quantifying also the systematics associated with the scale and PDF uncertainties. The spread among the predictions with different FFs is large and can be traced back to sizable mutual differences in the gluon-to-hadron FFs. None of the existing FF sets can reproduce the experimental results optimally, on average, clearly overshooting the data by up to a factor of two in the large- p_T region, $p_T \geq 10 \text{ GeV}/c$, where the fixed-order NLO pQCD calculations should be trustworthy as their scale dependence is modest. The best overall agreement with the data is obtained using the relatively old Kretzer FFs in which the gluon-to-hadron FFs are the softest of all. Below $p_T \approx 10 \text{ GeV}/c$, the \sqrt{s} -dependence of the data appears too strong to be reproduced by calculations based solely on collinear factorization (especially if also lower values of \sqrt{s} are included in the comparison), although the NLO scale uncertainties become there very large preventing one from drawing definitive conclusions. However, this may not be a problem of the pQCD calculation itself as below $p_T \approx 10 \text{ GeV}/c$ there are increasing indications of additional non-perturbative effects in the case of (anti)proton production even at the LHC energies, which may have a non-negligible impact on the total hadron yield. These observations indicate that only the region above $p_T \approx 10 \text{ GeV}/c$ of these charged-hadron data, with theoretical scale uncertainties below $\pm 20\%$, should be included in forthcoming global fits of parton-to-hadron fragmentation functions.

Acknowledgments

We acknowledge the financial support from the Magnus Ehrnrooth Foundation (I.H.) and from the Academy of Finland, Project No. 133005.

References

- [1] J. C. Collins, D. E. Soper and G. F. Sterman, Adv. Ser. Direct. High Energy Phys. **5** (1988) 1 [hep-ph/0409313].

- [2] J. C. Collins, D. E. Soper and G. F. Sterman, Nucl. Phys. B **261** (1985) 104.
- [3] S. Forte and G. Watt, arXiv:1301.6754 [hep-ph].
- [4] S. Albino, F. Anulli, F. Arleo, D. Z. Besson, W. K. Brooks, B. Buschbeck, M. Cacciari and E. Christova *et al.*, arXiv:0804.2021 [hep-ph].
- [5] S. Albino, Rev. Mod. Phys. **82** (2010) 2489 [arXiv:0810.4255 [hep-ph]].
- [6] R. Sassot, P. Zurita and M. Stratmann, Phys. Rev. D **82** (2010) 074011 [arXiv:1008.0540 [hep-ph]].
- [7] T. Akesson *et al.* [Axial Field Spectrometer Collaboration], Nucl. Phys. B **209** (1982) 309.
- [8] A. Breakstone *et al.* [Ames-Bologna-CERN-Dortmund-Heidelberg-Warsaw Collaboration], Z. Phys. C **69** (1995) 55.
- [9] S. S. Adler *et al.* [PHENIX Collaboration], Phys. Rev. Lett. **95** (2005) 202001 [hep-ex/0507073].
- [10] J. Adams *et al.* [STAR Collaboration], Phys. Lett. B **637** (2006) 161 [nucl-ex/0601033].
- [11] I. Arsene *et al.* [BRAHMS Collaboration], Phys. Rev. Lett. **93** (2004) 242303 [nucl-ex/0403005].
- [12] G. Bocquet, A. Norton, H. Q. Wang, V. Karimaki, R. Kinnunen, M. Pimia, J. Tuominiemi and C. Albajar *et al.*, Phys. Lett. B **366** (1996) 434.
- [13] C. Albajar *et al.* [UA1 Collaboration], Nucl. Phys. B **335** (1990) 261.
- [14] G. Arnison *et al.* [UA1 Collaboration], Phys. Lett. B **118** (1982) 167.
- [15] F. Abe *et al.* [CDF Collaboration], Phys. Rev. Lett. **61** (1988) 1819.
- [16] T. Aaltonen *et al.* [CDF Collaboration], Phys. Rev. D **79** (2009) 112005 [Erratum-ibid. D **82** (2010) 119903] [arXiv:0904.1098 [hep-ex]].
- [17] F. Arleo, D. d’Enterria and A. S. Yoon, JHEP **1006** (2010) 035 [arXiv:1003.2963 [hep-ph]].
- [18] S. Albino, B. A. Kniehl and G. Kramer, Phys. Rev. Lett. **104** (2010) 242001 [arXiv:1003.1854 [hep-ph]].
- [19] M. Cacciari, G. P. Salam and M. J. Strassler, arXiv:1003.3433 [hep-ph].
- [20] S. Chatrchyan *et al.* [CMS Collaboration], JHEP **1108** (2011) 086 [arXiv:1104.3547 [hep-ex]].
- [21] S. Chatrchyan *et al.* [CMS Collaboration], Eur. Phys. J. C **72** (2012) 1945 [arXiv:1202.2554 [nucl-ex]].
- [22] B. B. Abelev *et al.* [ALICE Collaboration], Eur. Phys. J. C **73** (2013) 2662 [arXiv:1307.1093 [nucl-ex]].
- [23] L. Apanasevich, C. Balazs, C. Bromberg, J. Huston, A. Maul, W. K. Tung, S. Kuhlmann and J. F. Owens *et al.*, Phys. Rev. D **59** (1999) 074007 [hep-ph/9808467].
- [24] J. F. Owens, Rev. Mod. Phys. **59** (1987) 465.
- [25] X. -N. Wang, Phys. Rev. C **61** (2000) 064910 [nucl-th/9812021].
- [26] D. de Florian, W. Vogelsang and F. Wagner, Phys. Rev. D **78** (2008) 074025 [arXiv:0807.4515 [hep-ph]].
- [27] D. de Florian and W. Vogelsang, Phys. Rev. D **71** (2005) 114004 [hep-ph/0501258].
- [28] D. de Florian, M. Stratmann and W. Vogelsang, Phys. Rev. D **57** (1998) 5811 [hep-ph/9711387].
- [29] S. Chatrchyan *et al.* [CMS Collaboration], Phys. Rev. D **87** (2013) 112002 [arXiv:1212.6660 [hep-ex]].
- [30] G. Aad *et al.* [ATLAS Collaboration], Phys. Rev. D **86** (2012) 014022 [arXiv:1112.6297 [hep-ex]].
- [31] S. Chatrchyan *et al.* [CMS Collaboration], Phys. Rev. D **84** (2011) 052011 [arXiv:1108.2044 [hep-ex]].
- [32] G. Aad *et al.* [ATLAS Collaboration], Phys. Lett. B **706** (2011) 150 [arXiv:1108.0253 [hep-ex]].
- [33] M. Wobisch *et al.* [fastNLO Collaboration], arXiv:1109.1310 [hep-ph].
- [34] Z. Nagy, Phys. Rev. D **68** (2003) 094002.
- [35] D. d’Enterria and J. Rojo, Nucl. Phys. B **860** (2012) 311 [arXiv:1202.1762 [hep-ph]].
- [36] D. d’Enterria and B. Betz, Lect. Notes Phys. **785** (2010) 285.
- [37] F. Aversa, P. Chiappetta, M. Greco and J. P. Guillet, Nucl. Phys. B **327** (1989) 105.
- [38] H. -L. Lai, M. Guzzi, J. Huston, Z. Li, P. M. Nadolsky, J. Pumplin and C. -P. Yuan, Phys. Rev. D **82** (2010) 074024 [arXiv:1007.2241 [hep-ph]].
- [39] D. de Florian, Phys. Rev. D **67** (2003) 054004 [hep-ph/0210442].
- [40] B. Jager, A. Schafer, M. Stratmann and W. Vogelsang, Phys. Rev. D **67** (2003) 054005 [hep-ph/0211007].
- [41] http://lapth.cnrs.fr/PHOX_FAMILY/readme_inc.html
- [42] A. Banfi, G. P. Salam and G. Zanderighi, JHEP **1006** (2010) 038 [arXiv:1001.4082 [hep-ph]].
- [43] R. D. Ball, V. Bertone, S. Carrazza, C. S. Deans, L. Del Debbio, S. Forte, A. Guffanti and N. P. Hartland *et al.*, Nucl. Phys. B **867** (2013) 244 [arXiv:1207.1303 [hep-ph]].
- [44] A. D. Martin, W. J. Stirling, R. S. Thorne and G. Watt, Eur. Phys. J. C **63** (2009) 189 [arXiv:0901.0002 [hep-ph]].
- [45] J. Gao, M. Guzzi, J. Huston, H. -L. Lai, Z. Li, P. Nadolsky, J. Pumplin and D. Stump *et al.*, arXiv:1302.6246 [hep-ph].
- [46] S. Alekhin, J. Bluemlein and S. Moch, arXiv:1310.3059 [hep-ph].
- [47] A. Mitov, S. Moch and A. Vogt, Phys. Lett. B **638** (2006) 61 [hep-ph/0604053].
- [48] A. A. Almasy, S. Moch and A. Vogt, Nucl. Phys. B **854** (2012) 133 [arXiv:1107.2263 [hep-ph]].

- [49] A. G. -D. Ridder, T. Gehrmann, E. W. N. Glover and J. Pires, Phys. Rev. Lett. **110** (2013) 162003 [arXiv:1301.7310 [hep-ph]].
- [50] J. Currie, A. G. -D. Ridder, E. W. N. Glover and J. Pires, arXiv:1310.3993 [hep-ph].
- [51] D. de Florian, P. Hinderer, A. Mukherjee, F. Ringer and W. Vogelsang, arXiv:1310.7192 [hep-ph].
- [52] S. Kretzer, Phys. Rev. D **62** (2000) 054001 [hep-ph/0003177].
- [53] B. A. Kniehl, G. Kramer and B. Potter, Nucl. Phys. B **582** (2000) 514 [hep-ph/0010289].
- [54] L. Bourhis, M. Fontannaz, J. P. Guillet and M. Werlen, Eur. Phys. J. C **19** (2001) 89 [hep-ph/0009101].
- [55] M. Hirai, S. Kumano, T. -H. Nagai and K. Sudoh, Phys. Rev. D **75** (2007) 094009 [hep-ph/0702250].
- [56] S. Albino, B. A. Kniehl and G. Kramer, Nucl. Phys. B **725** (2005) 181 [hep-ph/0502188].
- [57] D. de Florian, R. Sassot and M. Stratmann, Phys. Rev. D **75** (2007) 114010 [hep-ph/0703242 [HEP-PH]].
- [58] D. de Florian, R. Sassot and M. Stratmann, Phys. Rev. D **76** (2007) 074033 [arXiv:0707.1506 [hep-ph]].
- [59] S. Albino, B. A. Kniehl and G. Kramer, Nucl. Phys. B **803** (2008) 42 [arXiv:0803.2768 [hep-ph]].
- [60] J. Binnewies, B. A. Kniehl and G. Kramer, Z. Phys. C **65** (1995) 471 [hep-ph/9407347].
- [61] M. Soleymaninia, A. N. Khorramian, S. M. Moosavinejad and F. Arbabifar, Phys. Rev. D **88** (2013) 054019 [arXiv:1306.1612 [hep-ph]].
- [62] <http://hepdata.cedar.ac.uk/>
- [63] J. Ashman *et al.* [European Muon Collaboration], Z. Phys. C **52** (1991) 361.
- [64] S. S. Adler *et al.* [PHENIX Collaboration], Phys. Rev. Lett. **91** (2003) 241803 [hep-ex/0304038].
- [65] D. Acosta *et al.* [CDF Collaboration], Phys. Rev. D **72** (2005) 052001 [hep-ex/0504048].
- [66] M. Epele, R. Llubaroff, R. Sassot and M. Stratmann, Phys. Rev. D **86** (2012) 074028 [arXiv:1209.3240 [hep-ph]].
- [67] D. Stump, J. Pumplin, R. Brock, D. Casey, J. Huston, J. Kalk, H. L. Lai and W. K. Tung, Phys. Rev. D **65** (2001) 014012 [hep-ph/0101051].
- [68] K. J. Eskola and H. Honkanen, Nucl. Phys. A **713** (2003) 167 [hep-ph/0205048].
- [69] G. Aad *et al.* [ATLAS Collaboration], New J. Phys. **13** (2011) 053033 [arXiv:1012.5104 [hep-ex]].
- [70] B. Abelev *et al.* [ALICE Collaboration], Phys. Lett. B **717** (2012) 162 [arXiv:1205.5724 [hep-ex]].
- [71] T. Aaltonen *et al.* [CDF Collab.], Phys. Rev. D **78**, 052006 (2008) [Erratum-ibid. D **79**, 119902 (2009)] [arXiv:0807.2204 [hep-ex]].
- [72] V. M. Abazov *et al.* [D0 Collab.], Phys. Rev. Lett. **101** (2008) 062001.
- [73] B. I. Abelev *et al.* [STAR Collaboration], Phys. Rev. Lett. **97** (2006) 252001 [hep-ex/0608030].
- [74] F. Arleo, S. J. Brodsky, D. S. Hwang and A. M. Sickles, Phys. Rev. Lett. **105** (2010) 062002 [arXiv:0911.4604 [hep-ph]].
- [75] R. Preghenella [ALICE Collaboration], arXiv:1304.0899 [hep-ex].