

Unifying “soft” and “hard” diffractive exclusive vector meson production and deeply virtual Compton scattering

S. Fazio^{a*}, R. Fiore^{b†}, L. Jenkovszky^{c‡}, A. Sali^{c§}

^a *Brookhaven National Laboratory, Physics Department, 11973 Upton, NY - U.S.A.*

^b *Dipartimento di Fisica, Università della Calabria and
Istituto Nazionale di Fisica Nucleare, Gruppo collegato di Cosenza
I-87036 Arcavacata di Rende, Cosenza, Italy*

^c *Bogolyubov Institute for Theoretical Physics
National Academy of Sciences of Ukraine, UA-03680 Kiev, Ukraine*

February 27, 2022

Abstract

A Pomeron model applicable to both “soft” and “hard” processes is suggested and tested against the high-energy data from virtual photon-induced reactions. The Pomeron is universal, containing two terms, a “soft” and a “hard” one, whose relative weight varies with $\tilde{Q}^2 = Q^2 + M_V^2$, where Q^2 is the virtuality of the incoming photon and M_V is the mass of the produced vector particle. With a small number of adjustable parameters, the model fits all available data on vector meson production and deeply virtual Compton scattering from HERA. Furthermore, we attempt to apply the model to hadron-induced reactions, by using high-energy data from proton-proton scattering.

1 Introduction

According to perturbative QCD calculations, the Pomeron corresponds to the exchange of an infinite gluon ladder, producing an infinite set of moving Regge poles, the so-called BFKL Pomeron [1], whose highest intercept $\alpha(0)$ is near $1.3 \div 1.4$. Phenomenologically, “soft” (low virtuality Q^2) and “hard” (high virtuality Q^2) diffractive (*i.e.* small squared momentum transfer t) processes with Pomeron exchange are described by the exchange of two different objects in the t channel, a “soft” and a “hard” Pomeron (or their QCD gluon images), (see, for instance, Refs. [2, 3]). This implies the existence of two (or even more) scattering amplitudes, differing by the values of the parameters of the Pomeron trajectory, their intercept $\alpha(0)$ and slope $\alpha'(t=0)$, typically $(1.08 \div 1.09)$ and (0.25) , respectively, for the “soft” Pomeron, and $(1.3 \div 1.4)$, and $(0.1$ or even less) for the “hard” one, each attached to vertices of the relevant reaction or kinematical region. A simple “unification” is to make these parameters Q^2 -dependant. This breaks Regge factorization, by which Regge trajectories should not depend on Q^2 .

In the present approach, initiated in Refs. [4, 5], we postulate that

1. Regge factorization holds, *i.e.* the dependence on the virtuality of the external particle (virtual photon) enters only the relevant vertex, not the propagator;

***e-mail:** sfazio@bnl.gov

†**e-mail:** roberto.fiore@cs.infn.it

‡**e-mail:** jenk@bitp.kiev.ua

§**e-mail:** saliy.andriy@gmail.com

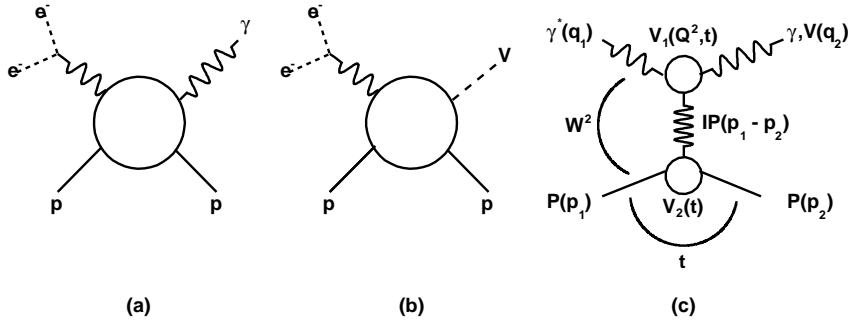


Figure 1: Diagrams of DVCS (a) and VMP (b); (c) DVCS (VMP) amplitude in a Regge-factorized form.

2. there is only one Pomeron in nature and it is the same in all reactions. It may be complicated, e.g. having many, at least two, components.

The first postulate was applied, for example, in Refs. [5–7] to study the deeply virtual Compton scattering (DVCS) and the vector meson production (VMP). In Fig. 1, where diagrams (a) and (b) represent the DVCS and the VMP, respectively, the Q^2 dependence enters only the upper vertex of the diagram (c). The particular form of this dependence and its interplay with t is not unique.

In Refs. [5, 6] the interplay between t and Q^2 was realized by the introduction of a new variable, $z = t - \widetilde{Q}^2$, where \widetilde{Q}^2 is the familiar variable $\widetilde{Q}^2 = Q^2 + M_V^2$, M_V being the vector meson mass. The model (called also “scaling model”) is simple and fits the data on DVCS (in this case $M_V = 0$) and VMP, although the physical meaning of this new variable is not clear.

In a series of subsequent papers (see Refs. [4, 6, 8]), \widetilde{Q}^2 was incorporated in a “geometrical” way reflecting the observed trend in the decrease of the forward slope as a function of \widetilde{Q}^2 . This geometrical approach, combined with the Regge-pole model was named “Reggeometry”. A Reggeometric amplitude dominated by a single Pomeron shows [4] reasonable agreement with the HERA data on VMP and DVCS, when fitted separately to each reaction, i.e. with a large number of parameters adjusted to each particular reaction.

As a further step, to reproduce the observed trend of hardening¹, as \widetilde{Q}^2 increases, and following Donnachie and Landshoff [9, 10], a two-term amplitude, characterized by a two-component - “soft” + “hard” - Pomeron, was suggested [4]. We stress that the Pomeron is unique, but we construct it as a sum of two terms. Then, the amplitude is defined as

$$A(\widetilde{Q}^2, s, t) = A_s(\widetilde{Q}^2, s, t) + A_h(\widetilde{Q}^2, s, t) \quad (1)$$

($s = W^2$ is the square of the c.m.s. energy), such that the relative weight of the two terms changes with \widetilde{Q}^2 in a right way (see Fig. 23), i.e. such that the ratio $r = A_h/A_s$ increases as the reaction becomes “harder” and v.v. It is interesting to note that this trend is not guaranteed “automatically”: both the “scaling” model [5, 6] or the Reggeometric one [4] show the opposite tendency, that may not be merely an accident and whose reason should be better understood. This “wrong” trend can and should be corrected, and in fact it was corrected [9, 10] by means of additional \widetilde{Q}^2 -dependent factors $H_i(\widetilde{Q}^2)$, $i = s, h$ modifying the \widetilde{Q}^2 dependence of the amplitude, in a such way as to provide increasing of the weight of the hard component with increasing \widetilde{Q}^2 . To avoid conflict with unitarity, the rise with \widetilde{Q}^2 of the hard component is finite (or moderate), and it terminates at some saturation scale, whose value is determined phenomenologically. In other words, the “hard” component, invisible at small \widetilde{Q}^2 , gradually takes over as \widetilde{Q}^2 increases. An explicit example of these functions will be given below.

¹In what follows we use the variable \widetilde{Q}^2 as a measure of “hardness”.

This paper is organized as follows. In Sec. 2 we remind and update the single-component Reggeometric model of Ref. [4]. In Sec. 3 the model is extended to a two-component Pomeron: “soft” + “hard”. A global fit to the HERA data on all VMP and DVCS, with a unique (and small!) number of parameters, is presented. In Sec. 4 the \widetilde{Q}^2 -dependent balance between the two components is studied. In Sec. 5 we attempt to unify virtual photon- and hadron-induced reactions taking high-energy pp scattering as an example. Hadron-hadron elastic scattering is different from exclusive VMP and DVCS not only because the photon is different from a hadron (although they are related by vector meson dominance), but even more so by the transition between space- and time-like regions: while the virtual photon’s “mass square” q^2 is negative, that of the hadron is positive and that makes this attempt interesting! Our main results and the open questions are summarized in Sec. 6.

2 Single-component Reggeometric Pomeron

We start by reminding the properties and some representative results of the single-term Reggeometric model [4].

The invariant scattering amplitude is defined as

$$A(Q^2, s, t) = \widetilde{H} e^{-\frac{i\pi\alpha(t)}{2}} \left(\frac{s}{s_0}\right)^{\alpha(t)} e^{2\left(\frac{a}{Q^2} + \frac{b}{2m_N^2}\right)t}, \quad (2)$$

where

$$\alpha(t) = \alpha_0 + \alpha' t \quad (3)$$

is the linear Pomeron trajectory, s_0 is a scale for the square of the total energy s , a and b are two parameters to be determined with the fitting procedure and m_N is the nucleon mass. The coefficient \widetilde{H} is a function providing the right behavior of elastic cross sections in \widetilde{Q}^2 :

$$\widetilde{H} \equiv \widetilde{H}(\widetilde{Q}^2) = \frac{\widetilde{A}_0}{\left(1 + \frac{\widetilde{Q}^2}{Q_0^2}\right)^{n_s}}, \quad (4)$$

where \widetilde{A}_0 is a normalization factor, Q_0^2 is a scale for the virtuality and n_s is a real positive number.

In this model we use an effective Pomeron, which can be “soft” or “hard”, depending on the reaction and/or kinematical region defining its “hardness”. In other words, the values of the parameters α_0 and α' must be fitted to each set of the data. Apart from α_0 and α' , the model contains five more sets of free parameters, different in each reaction, as shown in Table 1. The exponent in the exponential factor in Eq. (2) reflects the geometrical nature of the model: a/\widetilde{Q}^2 and $b/2m_N^2$ correspond to the “sizes” of upper and lower vertices in Fig. 1c.

By using the Eq. 4) with the norm

$$\frac{d\sigma_{el}}{dt} = \frac{\pi}{s^2} |A(Q^2, s, t)|^2, \quad (5)$$

the differential and integrated elastic cross sections become,

$$\frac{d\sigma_{el}}{dt} = \frac{A_0^2}{\left(1 + \frac{\widetilde{Q}^2}{Q_0^2}\right)^{2n}} \left(\frac{s}{s_0}\right)^{2(\alpha(t)-1)} e^{4\left(\frac{a}{Q^2} + \frac{b}{2m_N^2}\right)t} \quad (6)$$

and

$$\sigma_{el} = \frac{A_0^2}{\left(1 + \frac{\widetilde{Q}^2}{Q_0^2}\right)^{2n}} \frac{\left(\frac{s}{s_0}\right)^{2(\alpha_0-1)}}{4\left(\frac{a}{Q^2} + \frac{b}{2m_N^2}\right) + 2\alpha' \ln\left(\frac{s}{s_0}\right)}, \quad (7)$$

where

$$A_0 = -\frac{\sqrt{\pi}}{s_0} \widetilde{A}_0.$$

Eqs. (6) and (7) (for simplicity we set $s_0 = 1 \text{ GeV}^2$) were fitted to the HERA data obtained by ZEUS and H1 Collaborations on exclusive diffractive VMP [11–39] and DVCS [40–44].

In the present paper we have updated and extended the fits shown earlier in Ref. [4], the results being collected in Table 1, where the parameters with indefinite error bars were fixed at the fitting stage. The “mass parameter” for DVCS was set to $M = 0 \text{ GeV}$, therefore in this case $\widetilde{Q}^2 = Q^2$. Each type of reaction was fitted separately. The representative fits, for J/ψ and ρ^0 production, are shown in Figs. 2 and 3, respectively. As it can be seen from the right plot of Fig. 3, the single-term model fails to fit both the high- and low- $|t|$ regions properly, especially when soft (photoproduction or low Q^2) and hard (electroproduction or high Q^2) regions are considered. One of the problems of the single-term Reggeometric Pomeron model, Eq. (2), is that the fitted parameters in this model acquire particular values for each reaction, which is one of the reasons for its extension to two terms (next Section).

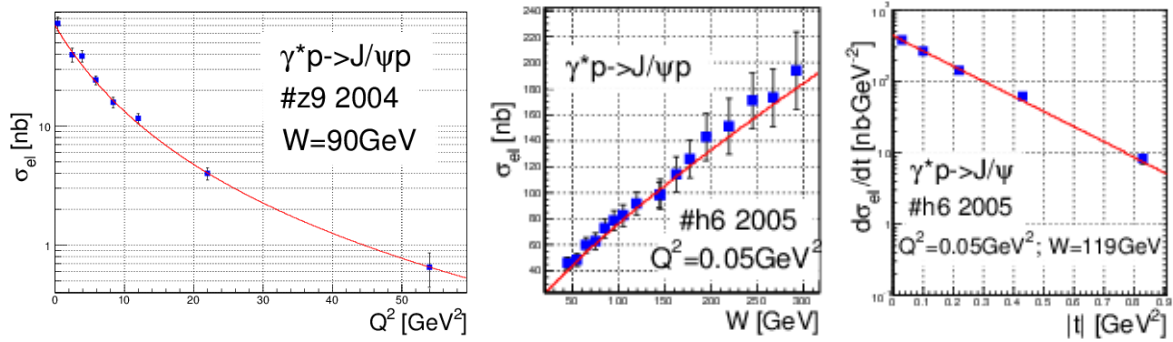


Figure 2: Representative fits of Eqs. (6) and (7) to the data on J/ψ production. The values of the fitted parameters are compiled in Table 1.

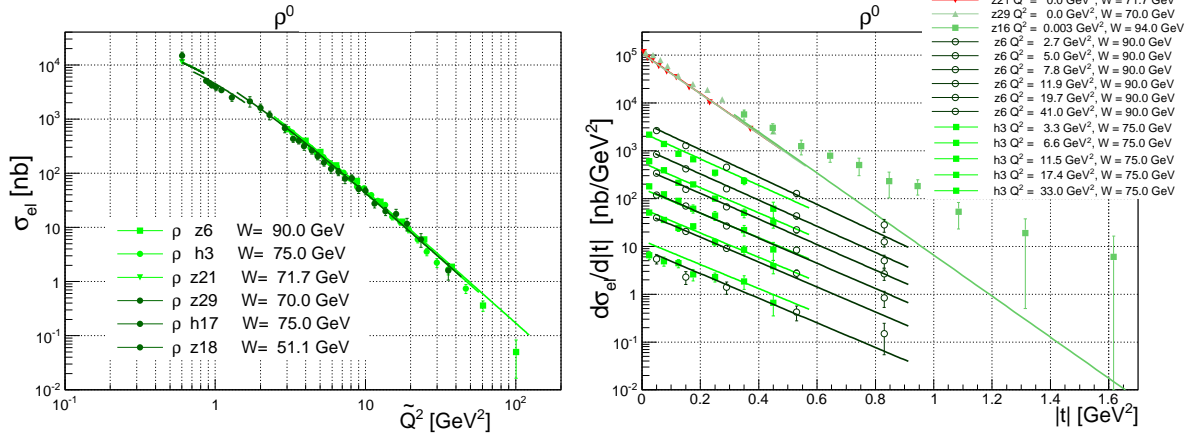


Figure 3: Representative fits of Eqs. (6) and (7) to the data on ρ^0 electroproduction. The values of the fitted parameters are compiled in Table 1.

The VMP results clearly show the hardening of Pomeron in the change of α_0 and α' when going from light to heavy vector mesons. As seen in the right plot of Fig. 3 of the ρ^0 case, a single exponent of the type Ae^{Bt} is not sufficient to reproduce the differential cross section above $|t| > 0.5$ in the electroproduction and especially in photoproduction regions. This is the reason why it is so difficult to describe ρ^0 production in the whole kinematic range within the

single-term Pomeron model. These two phenomena (“hardening” of Pomeron trajectory and problems with ρ^0 production) motivate the introduction of a two-component Pomeron.

It is also interesting to note that the effective Pomeron trajectory for DVCS ($\alpha_0 = 1.23$, $\alpha' = 0.04$, see Table 1) is typically a hard one, in contradiction to expectations, that it should be soft at low- Q^2 .

3 Two-component Reggeometric Pomeron

3.1 Amplitude with two, “soft” and “hard”, components

Now we introduce the universal, “soft” and “hard”, Pomeron model. Using the Reggeometric ansatz of Eq. (2), we write the amplitude as a sum of two parts, corresponding to the “soft” and “hard” components of a universal, unique Pomeron:

$$A(Q^2, s, t) = \widetilde{H}_s e^{-i\frac{\pi}{2}\alpha_s(t)} \left(\frac{s}{s_{0s}}\right)^{\alpha_s(t)} e^{2\left(\frac{a_s}{Q^2} + \frac{b_s}{2m_N^2}\right)t} + \widetilde{H}_h e^{-i\frac{\pi}{2}\alpha_h(t)} \left(\frac{s}{s_{0h}}\right)^{\alpha_h(t)} e^{2\left(\frac{a_h}{Q^2} + \frac{b_h}{2m_N^2}\right)t}. \quad (8)$$

Here s_{0s} and s_{0h} are squared energy scales, and a_i and b_i , with $i = s, h$, are parameters to be determined with the fitting procedure. The two coefficients \widetilde{H}_s and \widetilde{H}_h are functions similar to those defined in Ref. [10]:

$$\widetilde{H}_s \equiv \widetilde{H}_s(\widetilde{Q}^2) = \frac{\widetilde{A}_s}{\left(1 + \frac{\widetilde{Q}^2}{Q_s^2}\right)^{n_s}}, \quad \widetilde{H}_h \equiv \widetilde{H}_h(\widetilde{Q}^2) = \frac{\widetilde{A}_h \left(\frac{\widetilde{Q}^2}{Q_h^2}\right)}{\left(1 + \frac{\widetilde{Q}^2}{Q_h^2}\right)^{n_h+1}}, \quad (9)$$

where \widetilde{A}_s and \widetilde{A}_h are normalization factors, Q_s^2 and Q_h^2 are scales for the virtuality, n_s and n_h are real positive numbers. Each component of Eq. (8) has its own, “soft” or “hard”, Regge (here Pomeron) trajectory:

$$\alpha_s(t) = \alpha_{0s} + \alpha'_s t, \quad \alpha_h(t) = \alpha_{0h} + \alpha'_h t.$$

As an input we use the parameters suggested by Donnachie and Landshoff [52], so that

$$\alpha_s(t) = 1.08 + 0.25t, \quad \alpha_h(t) = 1.40 + 0.1t.$$

The “Pomeron” amplitude (8) is unique, valid for all diffractive reactions, its “softness” or “hardness” depending on the relative \widetilde{Q}^2 -dependent weight of the two components, governed by the relevant factors $\widetilde{H}_s(\widetilde{Q}^2)$ and $\widetilde{H}_h(\widetilde{Q}^2)$.

Fitting Eq. (8) to the data, we have found that the parameters assume rather large errors and, in particular, the parameters $a_{s,h}$ are close to 0. Thus, in order to reduce the number of free parameters, we simplified the model, by fixing $a_{s,h} = 0$ and substituting the exponent $2\left(\frac{a_{s,h}}{Q^2} + \frac{b_{s,h}}{2m_N^2}\right)$ with $b_{s,h}$ in Eq. (8). The proper variation with \widetilde{Q}^2 will be provided by the factors $\widetilde{H}_s(\widetilde{Q}^2)$ and $\widetilde{H}_h(\widetilde{Q}^2)$.

Table 1: Values of the parameters in Eqs. (6), (7) fitted to data on VMP and DVCS at HERA. The parameters with indefinite error bars were fixed at the fitting stage.

	A_0	$\frac{\sqrt{nb}}{\text{GeV}}$	\widetilde{Q}_0^2 [GeV ²]	n	α_0	$\alpha' \left[\frac{1}{\text{GeV}^2}\right]$	a	b	$\tilde{\chi}^2$
ρ^0	344±376		0.29±0.14	1.24±0.07	1.16±0.14	0.21±0.53	0.60±0.33	0.9±4.3	2.74
ϕ	58±112		0.89±1.40	1.30±0.28	1.14±0.19	0.17±0.78	0.0±19.8	1.34±5.09	1.22
J/ψ	30±31		2.3±2.2	1.45±0.32	1.21±0.09	0.077±0.072	1.72	1.16	0.27
$\Upsilon(1S)$	37±100		0.93±1.75	1.45±0.53	1.29±0.25	0.006±0.6	1.90	1.03	0.4
DVCS	14.5±41.3		0.28±0.98	0.90±0.18	1.23±0.14	0.04±0.71	1.6	1.9±2.5	1.05

Consequently, the scattering amplitude assumes the form

$$A(s, t, Q^2, M_V^2) = \widetilde{H}_s e^{-i\frac{\pi}{2}\alpha_s(t)} \left(\frac{s}{s_{0s}}\right)^{\alpha_s(t)} e^{b_s t} + \widetilde{H}_h e^{-i\frac{\pi}{2}\alpha_h(t)} \left(\frac{s}{s_{0h}}\right)^{\alpha_h(t)} e^{b_h t}. \quad (10)$$

The ‘‘Reggeometric’’ combination $2\left(\frac{a_{s,h}}{Q^2} + \frac{b_{s,h}}{2m_N^2}\right)$ was important for the description of the slope $B(Q^2)$ within the single-term Pomeron model (see previous Section), but in the case of two terms the Q^2 -dependence of B can be reproduced without this extra combination, since each term in the amplitude (10) has its own Q^2 -dependent factor $\widetilde{H}_{s,h}(Q^2)$.

By using the amplitude (10) and Eq. (5), we calculate the differential and elastic cross sections, by setting for simplicity $s_{0s} = s_{0h} = s_0$, to obtain

$$\frac{d\sigma_{el}}{dt} = H_s^2 e^{2\{L(\alpha_s(t)-1)+b_s t\}} + H_h^2 e^{2\{L(\alpha_h(t)-1)+b_h t\}} \quad (11)$$

$$+ 2H_s H_h e^{\{L(\alpha_s(t)-1)+L(\alpha_h(t)-1)+(b_s+b_h)t\}} \cos\left(\frac{\pi}{2}(\alpha_s(t) - \alpha_h(t))\right),$$

$$\sigma_{el} = \frac{H_s^2 e^{2\{L(\alpha_{0s}-1)\}}}{2(\alpha'_s L + b_s)} + \frac{H_h^2 e^{2\{L(\alpha_{0h}-1)\}}}{2(\alpha'_h L + b_h)} + 2H_s H_h e^{L(\alpha_{0s}-1)+L(\alpha_{0h}-1)} \frac{\mathfrak{B} \cos \phi_0 + \mathfrak{L} \sin \phi_0}{\mathfrak{B}^2 + \mathfrak{L}^2}. \quad (12)$$

In these two equations we used the notations

$$L = \ln(s/s_0), \quad \mathfrak{B} = L\alpha'_s + L\alpha'_h + (b_s + b_h),$$

$$\phi_0 = \frac{\pi}{2}(\alpha_{0s} - \alpha_{0h}), \quad \mathfrak{L} = \frac{\pi}{2}(\alpha'_s - \alpha'_h),$$

$$H_s(\widetilde{Q}^2) = \frac{A_s}{\left(1 + \frac{\widetilde{Q}^2}{Q_s^2}\right)^{n_s}}, \quad H_h(\widetilde{Q}^2) = \frac{A_h \left(\frac{\widetilde{Q}^2}{Q_h^2}\right)}{\left(1 + \frac{\widetilde{Q}^2}{Q_h^2}\right)^{n_h+1}},$$

with

$$A_{s,h} = -\frac{\sqrt{\pi}}{s_0} \widetilde{A}_{s,h}.$$

Finally, we notice that amplitude (10) can be rewritten in the form

$$A(s, t, Q^2, M_v^2) = \widetilde{A}_s e^{-i\frac{\pi}{2}\alpha_s(t)} \left(\frac{s}{s_0}\right)^{\alpha_s(t)} e^{b_s t - n_s \ln\left(1 + \frac{\widetilde{Q}^2}{Q_s^2}\right)}$$

$$+ \widetilde{A}_h e^{-i\frac{\pi}{2}\alpha_h(t)} \left(\frac{s}{s_0}\right)^{\alpha_h(t)} e^{b_h t - (n_h+1) \ln\left(1 + \frac{\widetilde{Q}^2}{Q_h^2}\right) + \ln\left(\frac{\widetilde{Q}^2}{Q_h^2}\right)}, \quad (13)$$

where the two exponential factors $e^{b_s t - n_s \ln\left(1 + \frac{\widetilde{Q}^2}{Q_s^2}\right)}$ and $e^{b_h t - (n_h+1) \ln\left(1 + \frac{\widetilde{Q}^2}{Q_h^2}\right) + \ln\left(\frac{\widetilde{Q}^2}{Q_h^2}\right)}$ can be interpreted as the product of the form factors of upper and lower vertices (see Fig. 1c). Interestingly, the amplitude (13) resembles the scattering amplitude in Ref. [5].

3.2 Fitting the two-component Pomeron to VMP and DVCS data from HERA

3.2.1 Normalization of the data from different reactions

Before fitting our model to the available HERA experimental data on $d\sigma_{el}/dt(t)$ and $\sigma_{el}(Q^2, W)$ of VMP and DVCS reactions, it is necessary to normalize these data such that they lie on the same surface, i.e. give the same values of the cross sections for the same values of W , \widetilde{Q}^2 (and t). We chose the J/ψ production as a ‘‘reference point’’. The normalization procedure is not

unique. For example, according to Ref. [53] there are three sets of normalization parameters. For vector mesons in our calculations we used

$$f_{\rho^0} : f_{\omega} : f_{\phi} : f_{J/\psi} = 0.68 : 0.068 : 0.155 : 1. \quad (14)$$

Also, from the fits we set $f_{\gamma} : f_{J/\psi} = 0.75$.

Let us stress that we compared the data for different reactions at the same values of \widetilde{Q}^2 rather than Q^2 .

After normalization, the differential and elastic cross sections lie on the same surface, so that

$$f_{\rho^0}\sigma_{\rho^0} = f_{\omega}\sigma_{\omega} = f_{\phi}\sigma_{\phi} = f_{J/\psi}\sigma_{J/\psi} = f_{\gamma}\sigma_{\gamma},$$

where each σ stands for all kinds of cross section. Just as an example, the fit of Eq. (12) to the normalized data on cross section $f_i \cdot \sigma_{el}(\widetilde{Q}^2)$ relative to ρ^0 , ω , ϕ and J/ψ production is shown in Fig. 4.

3.2.2 Fitting procedure

We performed a global fit of our model, using Eqs. (11) and (12), to all VMP (i.e. J/ψ , ϕ , ρ^0 and γ) and DVCS HERA data, with $W > 30\text{GeV}$. Notice that in this energy range only diffractive events were selected at HERA and, consequently, the Pomeron is the only object exchanged in the t channel.

The fitting strategy is based on the minimization of the quantity $\tilde{\chi}^2 = \frac{1}{N} \sum_{i=1}^N \tilde{\chi}_i^2$, where N is the number of all reactions involved (i.e. ρ , ϕ , ω , J/ψ , γ and γ production); $\tilde{\chi}_i$ is the mean value of χ^2 for different types of data for selected class of reactions, defined as $\tilde{\chi}_i = \frac{1}{N_i} \sum_{k=1}^{N_i} \tilde{\chi}_{k,i}^2$, where $\tilde{\chi}_{k,i}^2$ is $\chi_{k,i}^2/d.o.f.$ for i -th class of reactions and k -th type of data, i.e. those relative to $\sigma_{el}(Q^2)$, $\sigma_{el}(W)$ and $d\sigma_{el}(t)/dt$; N_i is number of different type of data for i -th class of reactions.

Following relation (14), we fixed the normalization parameters at

$$f_{\rho} = 0.680, \quad f_{\phi} = 0.155, \quad f_{\omega} = 0.068, \quad f_{J/\psi} = 1, \quad f_{\gamma} = 0.750 \quad (15)$$

and set s_0 equal to 1 GeV^2 .

DVCS and VMP are similar in the sense that in both reactions a vector particle is produced. However there are differences between the two because of the vanishing rest mass of the produced real photon. The unified description of these two types of related reactions does not work by simply setting $M_{\gamma} = 0$. From fits we found $M_{DVCS}^{eff} = 1.8\text{ GeV}$ and a normalization factor $f_{DVCS} = 0.091$ follows.

The results of the fit are shown in Fig. 4 (for $\sigma_{el}(\widetilde{Q}^2)$), in Figs. 5-10 (for $\sigma_{el}(W)$ and Figs. 11-15 (for $d\sigma_{el}(t)/dt$) for vector meson production, and in Figs. 16-18 for DVCS, with the values of the fitted parameters given in Table 2. The mean value of the total $\tilde{\chi}^2$ (see above its definition) is equal to 0.986. The mean values of $\tilde{\chi}^2$ of the fit for different observables (i.e. $\sigma_{el}(Q^2)$, $\sigma_{el}(W)$ or $d\sigma_{el}(t)/dt$) and different reactions (VMP or DVCS), together with the numbers of degrees of freedom (number of data points) and the global mean value $\tilde{\chi}_i^2$, are shown in Table 3. Furthermore, in Table 4 the parameters of the two-component Pomeron model (Eqs. (11) and (12)) fitted to the combined VMP and DVCS data are quoted, when Pomeron trajectories are fixed to $\alpha_s(t) = 1.08 + 0.25t$ and $\alpha_h(t) = 1.20 + 0.01t$.

Next, by using Eq. (11) with the values of the parameters from Table 2 and the formula

$$B(Q^2, W, t) = \frac{d}{dt} \ln \frac{d\sigma_{el}}{dt}, \quad (16)$$

we calculate the forward slopes and compare them with the experimental data on VMP, including those for the $\Psi(2S)$ production. To do so, the experimental data were grouped in four separate t bins with the mean values of 0.12, 0.25, 0.5 and 0.6 GeV^2 . The results of these

calculations, showing the \widetilde{Q}^2 dependence, are presented in Fig. 19. A compilation of all results is presented in Figs. 20 and 21. Note that in Figs. 19 - 21 the results on $\Psi(2S)$ are also shown. The model reproduces correctly also the W dependence of the slope B , as shown in Fig. 22 for ρ^0 and J/ψ .

Table 2: Parameters of the two-component Pomeron model (Eqs. (11) and (12)) fitted to the combined VMP and DVCS data. The value of χ^2 is equal to 0.986

	$A_{0s,h}$	$\frac{\sqrt{nb}}{\text{GeV}}$	$\widetilde{Q}_{s,h}^2$ [GeV ²]	$n_{s,h}$	$\alpha_{0s,h}$	$\alpha'_{s,h}$	$\frac{1}{\text{GeV}^2}$	$b_{s,h}$	$\frac{1}{\text{GeV}^2}$
soft	2104±1749		0.29±0.20	1.63±0.40	1.005±0.090	0.32±0.57		2.93±5.06	
hard	44±22		1.15±0.52	1.34±0.16	1.225±0.055	0.0±17		2.22±3.09	

Table 3: Values of $\tilde{\chi}^2$ of the fit and the numbers of degrees of freedom (number of data points) for different observables (i.e. $\sigma_{el}(W)$, $\sigma_{el}(Q^2)$ or $d\sigma_{el}(t)/dt$), and values of $\tilde{\chi}_i^2$ for different reactions (VMP or DVCS).

Meson production	$\sigma_{el}(W)$		$\sigma_{el}(Q^2)$		$\frac{d\sigma_{el}}{dt}$		$\tilde{\chi}_i^2$
	$\tilde{\chi}^2$	$N_{d.o.f.}$	$\tilde{\chi}^2$	$N_{d.o.f.}$	$\tilde{\chi}^2$	$N_{d.o.f.}$	
Υ	0.47	4	0.00	1	0.00	1	0.469
$J\psi$	0.47	43	0.47	16	2.37	92	1.105
ω	0.10	3	0.09	4	0.33	7	0.174
ϕ	1.19	46	1.42	22	1.10	85	1.238
ρ	1.49	112	0.97	64	3.85	94	2.104
<i>DVCS</i>	1.83	89	2.20	38	1.41	84	1.815

Table 4: Parameters of the two-component Pomeron model (Eqs. (11) and (12)) fitted to the combined VMP and DVCS data, with fixed parameters of the Pomeron trajectories $\alpha_s(t) = 1.08 + 0.25t$ and $\alpha_h(t) = 1.20 + 0.01t$.

	$A_{0s,h}$	$\frac{\sqrt{nb}}{\text{GeV}}$	$\widetilde{Q}_{s,h}^2$ [GeV ²]	$n_{s,h}$	$\alpha_{0s,h}$	$\alpha'_{s,h}$	$\frac{1}{\text{GeV}^2}$	$b_{s,h}$	$\frac{1}{\text{GeV}^2}$
soft	807±1107		0.46±0.70	1.79±0.79	1.08	0.25		3.41±2.48	
hard	47.9±46.9		1.30±1.12	1.33±0.26	1.20	0.01		2.15±1.14	

Table 5: The experimental data used. (* stands for luminosity after triggers)

cite	year		W	$\langle W \rangle$	Q^2	$\langle Q^2 \rangle$	$ t $	type	Lumi [pb ⁻¹]	Data		
z1	[11]	2011	$\Upsilon(1S)$	60 ÷ 220	90	< 1	10^{-3}	0-5	php	468	[96-07]	$\mu^+\mu^-$
z4	[12]	2009	$\Upsilon(1S)$	60 ÷ 220		< 1	10^{-3}		php	468	[96-07]	$\mu^+\mu^-$
z19	[13]	1998	$\Upsilon(1S)$	80 ÷ 160	120	< 1	$5 \cdot 10^{-5}$		php	43.2	[95-97]	$\mu^+\mu^-$
h15	[14]	2000	$\Upsilon(1S)$	70 ÷ 250	160	< 1	0.011	0 ÷ 1.2	php	27.5	[94-97]	$\mu^+\mu^-$
			J/ψ	26 ÷ 285	160		0.05	0 ÷ 1.2	php	20.5	[96-97]	$\mu^+\mu^-, e^+e^-$
h9	[15]	2002	$\psi(2s), J/\psi$	40 ÷ 150		< 1	0.055	0 ÷ 1.0	php	77	[96-00]	$\mu^+\mu^-, e^+e^-, J/\psi + \pi^+\pi^-$
h6	[16]	2005	J/ψ	40 ÷ 305	90	< 1	0.05	< 1.2	php	55	[99-00]	$e^+e^-, \mu^+\mu^-$
			J/ψ	40 ÷ 160	90	2 ÷ 80	8.9	< 1.2		55	[99-00]	
z9	[17]	2004	J/ψ	30 ÷ 220	~ 90	0.15 - 0.8 2 - 100		< 1		69	[98-00]	e^+e^-
										83		$\mu^+\mu^-, e^+e^-$
z13	[18]	2002	J/ψ	20 ÷ 290		< 1	$5 \cdot 10^{-5}$	< 1.25 < 1.8	php	55.2	[99-00]	e^+e^-
				20 ÷ 170					php	38	[96-97]	$\mu^+\mu^-$
h16	[19]	1999	J/ψ	25 ÷ 180	96	2 - 80	8	< 1.5		27.3	[95-97]	$\mu^+\mu^-, e^+e^-$
z24	[20]	1997	J/ψ	40 ÷ 140		< 4	$5 \cdot 10^{-5}$	< 1	php	2.7	[94]	e^+e^-
										1.87		$\mu^+\mu^-$
z16	[21]	2000	$J/\psi, \phi, \rho$	85 ÷ 105	94	< 0.01	$7 \cdot 10^{-6}$	< 3	php	1.98	[95]	$J/\psi \rightarrow \mu^+\mu^-(e^+e^-);$ $\rho \rightarrow \pi^+\pi^-; \phi \rightarrow K^+K^-$
h3	[22]	2010	ϕ, ρ	35 ÷ 180		2.5 - 60		< 3		51	[96-00]	$\rho \rightarrow \pi^+\pi^-; \phi \rightarrow K^+K^-$
z15	[23]	2000	ω, ϕ	40 ÷ 120	70	3 - 20	7	< 0.6		37.7	[96-97]	$\pi^+\pi^-\pi^0; \pi^0 \rightarrow \gamma\gamma$
z26	[24]	1999	ω	70 ÷ 90	80	< 4	10^{-4}	< 0.6	php	3.2;	[94]	$\pi^+\pi^-\pi^0; \pi^0 \rightarrow \gamma\gamma$
z8	[25]	2005	ϕ	35 ÷ 145	75	2 - 70	5	< 0.6		65.1	[98-00]	K^+K^-
h14	[26]	2000	ϕ	40 ÷ 130	75	1 - 5		< 0.5		0.125	[95]	K^+K^-
						2.5 - 15				3	[96]	K^+K^-
h19	[27]	1997	ϕ	42 ÷ 134	100	6 - 20		< 0.6		2.8	[94]	K^+K^-
z28	[28]	1996	ϕ	60 ÷ 80	70	< 4	10^{-1}	0.1 ÷ 0.5	php	*0.887	[94]	K^+K^-
z27	[29]	1996	ϕ	42 ÷ 134	98	7 - 25	12.3	< 0.6		2.62	[94]	K^+K^-

Table 6: The experimental data used. (* stands for luminosity after triggers)

	cite	year		W	$\langle W \rangle$	Q^2	$\langle Q^2 \rangle$	$ t $	type	Lumi	Data	
z18	[30]	1998	J/ψ	$50 \div 150$	97	2 - 40	5.9	< 1		6.0	[95]	e^+e^- , $\mu^+\mu^-$
			ρ	$20 \div 90$	47	0.25 - 0.85	0.47	< 0.6	php	3.8	[95]	$\pi^+\pi^-$
			ρ	$32 \div 167$	67	3 - 50	6.2	< 0.6		6.0	[95]	$\pi^+\pi^-$
z6	[31]	2007	ρ	$32 \div 180$	90	2 - 160		< 1		120	[96-00]	$\pi^+\pi^-$
h1c	[32]	2002	ρ	$25 \div 70$	38.1	< 1	10^{-4}	$0.073 \div 0.45$	php	3	[99]	$\pi^+\pi^-$
h17	[33]	1999	ρ	$30 \div 140$	75	1 - 5		< 0.5		0.125	[95]	$\pi^+\pi^-$
						2.5 - 60			3.87	[96]		
z21	[34]	1997	ρ	$50 \div 100$	71.7	< 4	$4 \cdot 10^{-6}$	< 0.5	php	*2.17	[94]	$\pi^+\pi^-$
z1d	[35]	1997	ρ	$50 \div 100$	72	< 4	10^{-5}	< 0.5	php	0.691	[94]	$\pi^+\pi^-$
z25	[36]	1996	ρ	$50 \div 100$	70	< 1	10^{-4}	$0.073 \div 0.4$	php	0.898	[94]	$\pi^+\pi^-$
h22	[37]	1996	ρ	$40 \div 80$	55	< 0.5	0.035	< 0.5	php	0.0198	[93-94]	$\pi^+\pi^-$
			ρ	$164 \div 212$	187	< 0.01	0.001	php	0.0238	[93-94]		
z29	[38]	1995	ρ	$60 \div 80$	70	< 4	10^{-4}	< 0.5	php	0.55	[93]	$\pi^+\pi^-$
h2	[39]	2009	γ	$30 \div 140$	82	$6.5 \div 80$	10	< 1		306	[04-07]	
z5	[40]	2008	γ	$40 \div 170$	104	> 1.5	3.2	$0.08 \div 0.53$		61.1	[99-00]	
h4	[41]	2007	γ	$30 \div 140$	82	$6.5 \div 80$	8	< 1		145	[05-06]	
h7	[42]	2005	γ	$30 \div 140$	82	$2 \div 80$	8	< 1		46.5	[96-00]	
z10	[43]	2003	γ	$40 \div 140$	89	$5 \div 100$	9.6			111.7	[96-00]	
h13	[44]	2001	γ	$30 \div 120$	75	$2 \div 20$	4.5	< 1		8		

Low Energy (photoproduction)

cite	year		W	$ t $	
f1	[45]	1979	ω	$10.3 \div 18.4$	
f2	[46]	1979	ρ, ϕ	$7.6 \div 18.4$	$\rho \rightarrow \pi^+\pi^-, \phi \rightarrow K^+K^-$
f3	[47]	1993	J/ψ	$15.8 \div 26.5$	$J/\psi \rightarrow \mu^+\mu^-$
sl1	[48]	1971	ρ	$2.15 \div 4.0$	$\rho \rightarrow \pi^+\pi^-$
c1	[49]	1982	ρ, ω	$6.2 \div 9.2$	$\rho \rightarrow \pi^+\pi^-, \omega \rightarrow \pi^+\pi^0\pi^-$
c2	[50]	1983	ϕ, ω	$6.2 \div 11.5$	$\phi, \omega \rightarrow \pi^+\pi^-\pi^0$
z2d	[51]	1997	ω, ϕ, ρ	$9.2 \div 17.2$	

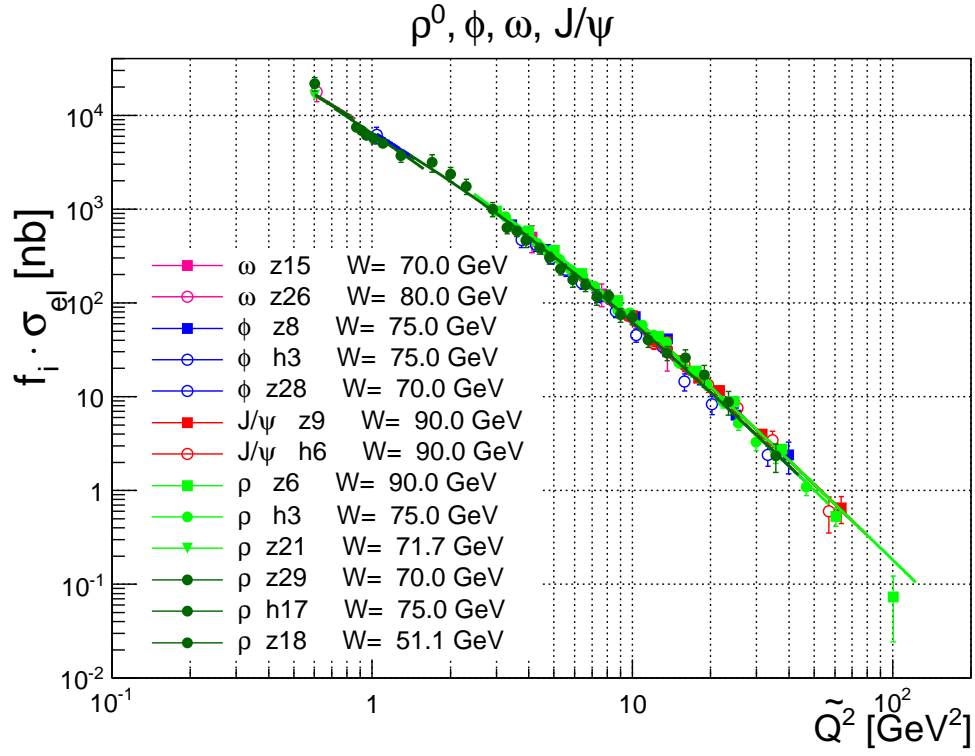


Figure 4: Fit of Eq. (12) to the data on the normalized elastic cross section $f_i \cdot \sigma_{el}(Q^2)$ for ρ^0 , ϕ , ω and J/ψ , for different values of W . Here f_i is the normalization factor (see Eq. (15)).

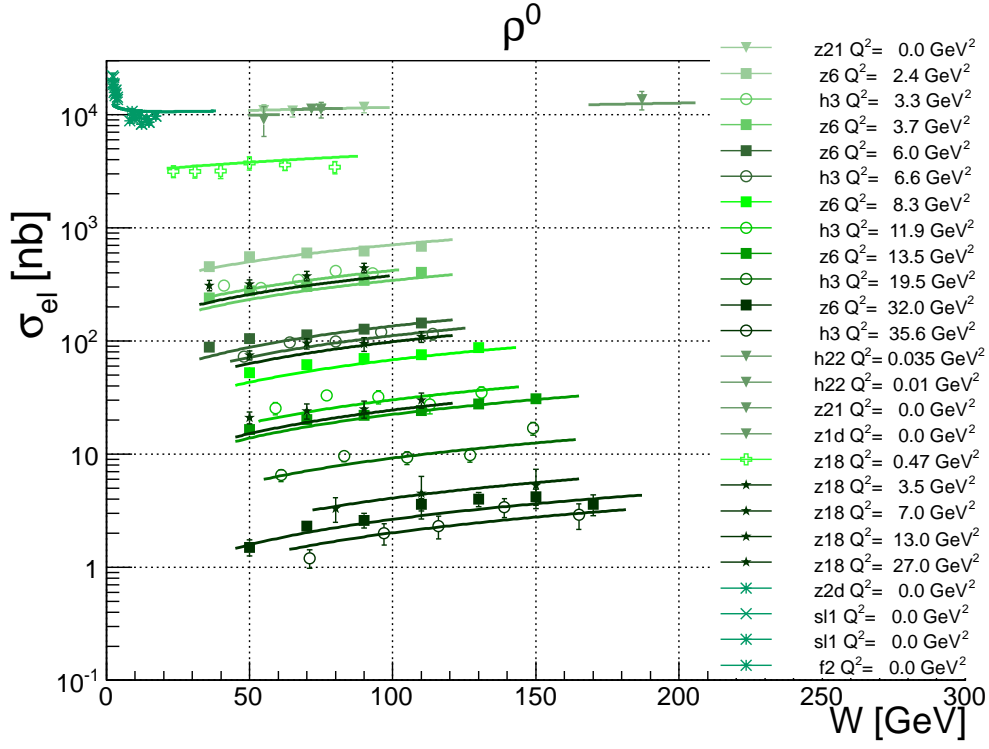


Figure 5: Fit of Eq. (12) to the data on the elastic cross section $\sigma_{el}(W)$ for ρ^0 , for different values of Q^2 .

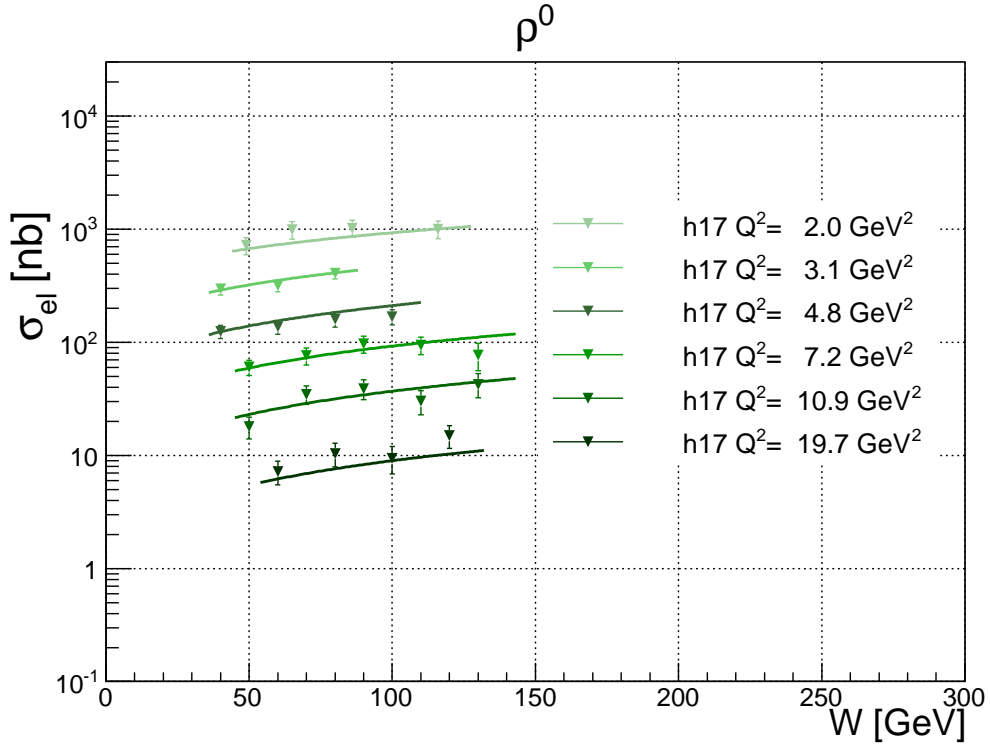


Figure 6: Fit of Eq. (12) to the data on the elastic cross section $\sigma_{el}(W)$ for ρ^0 , for different values of Q^2 .

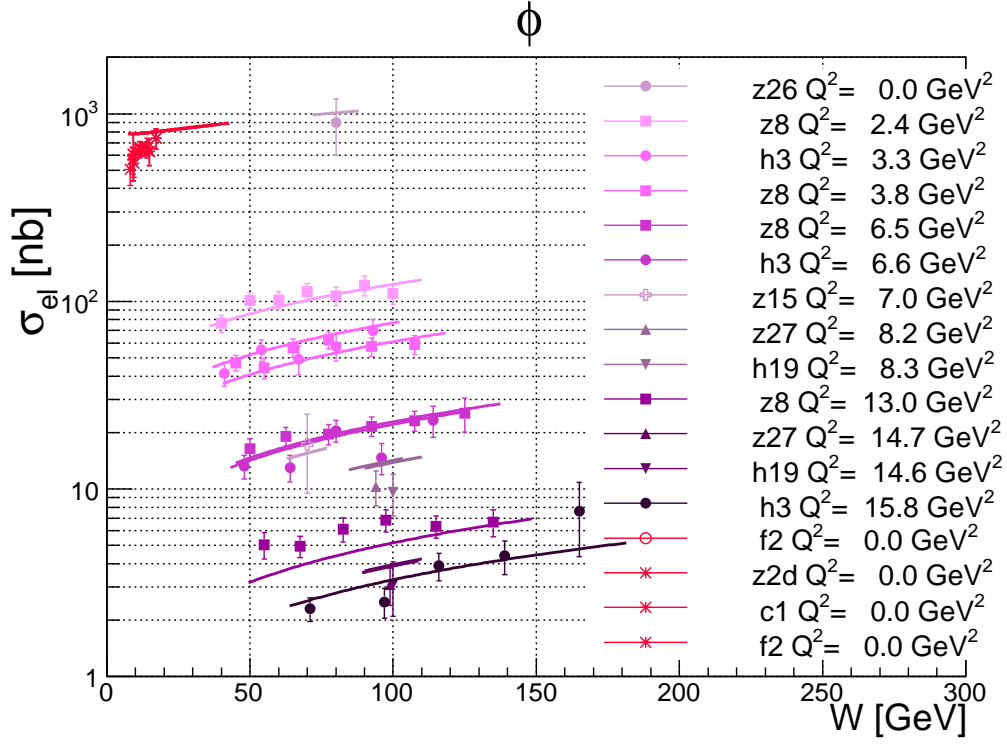


Figure 7: Fit of Eq. (12) to the data on the elastic cross section $\sigma_{el}(W)$ for ϕ , for different values of Q^2 .

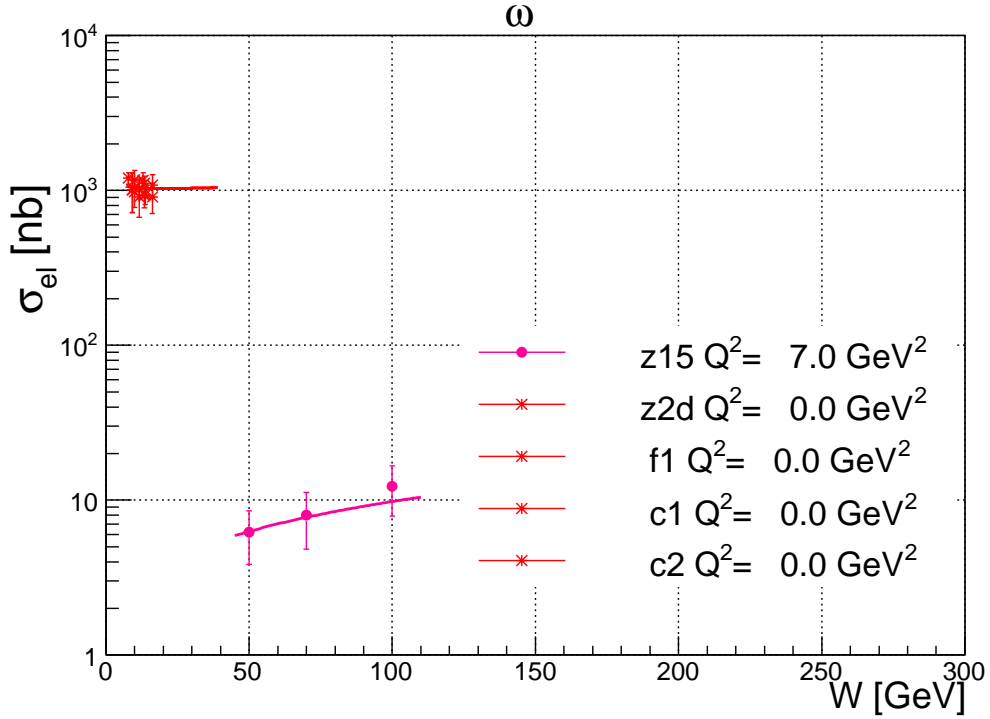


Figure 8: Fit of Eq. (12) to the data on the elastic cross section $\sigma_{el}(W)$ for ω , for different values of Q^2 .

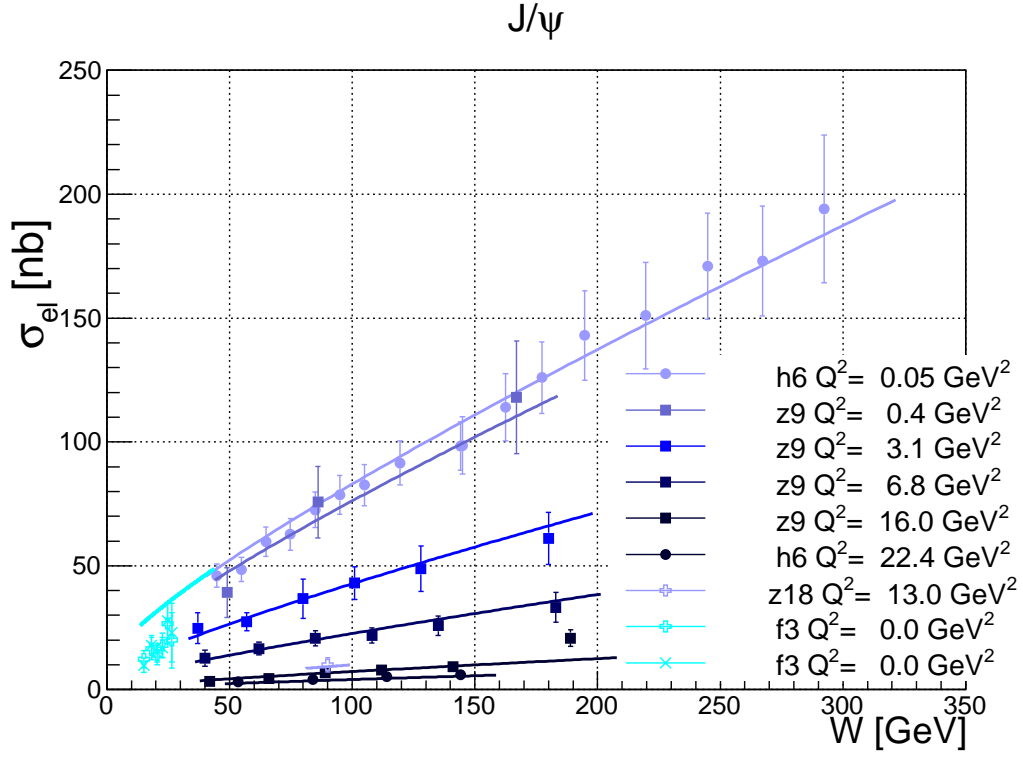


Figure 9: Fit of Eq. (12) to the data on the elastic cross section $\sigma_{el}(W)$ for J/ψ , for different values of Q^2 .

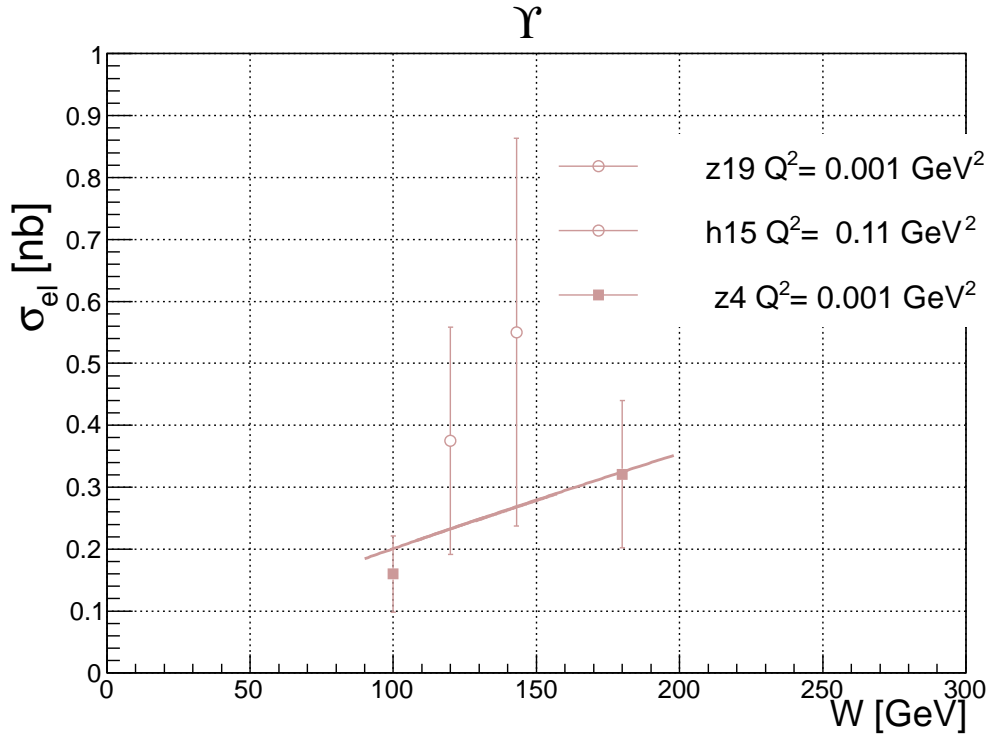


Figure 10: Fit of Eq. (12) to the data on the elastic cross section $\sigma_{el}(W)$ for Υ , for different values of Q^2 .

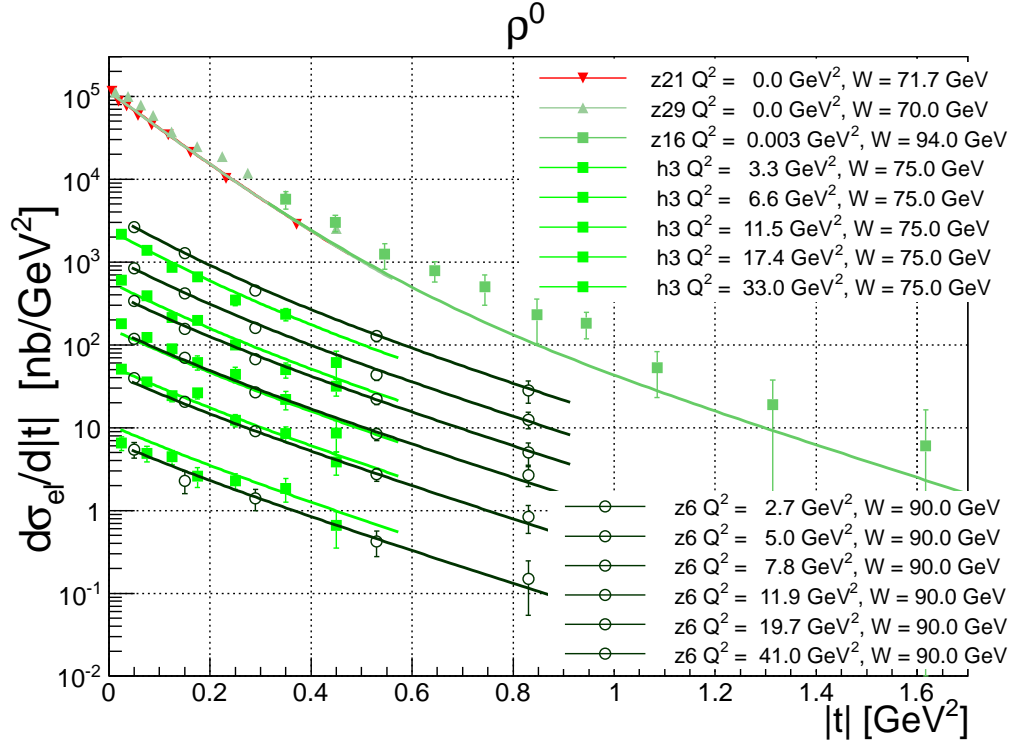


Figure 11: Fit of Eq. (11) to the data on the differential elastic cross section $d\sigma_{el}/dt$ for ρ^0 , for different values of Q^2 and W .

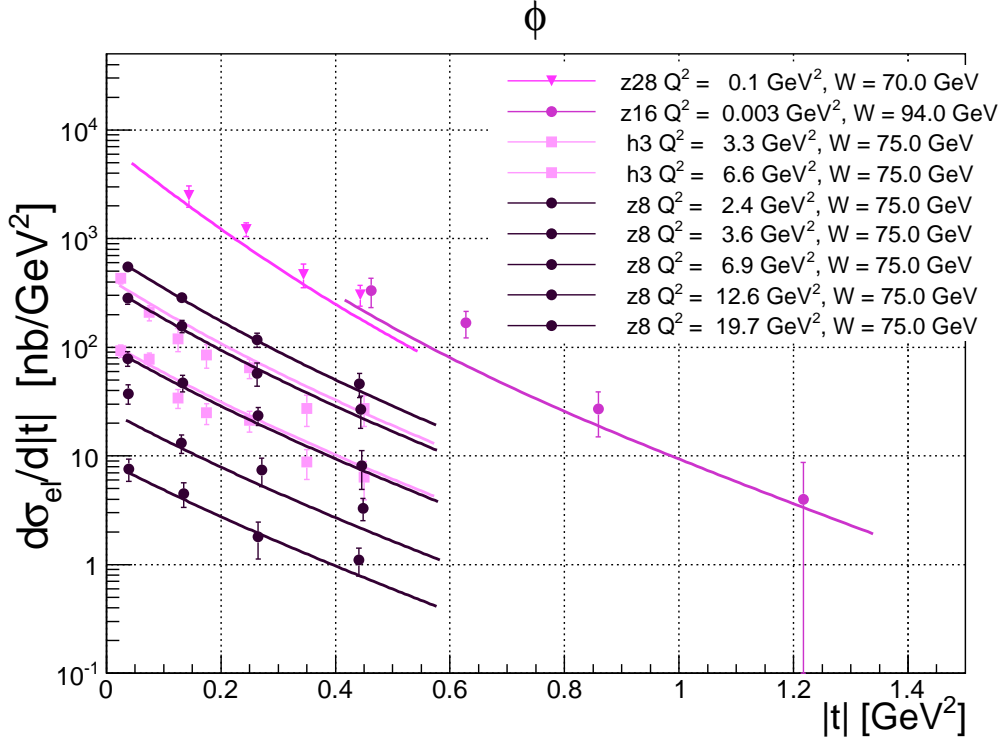


Figure 12: Fit of Eq. (11) to the data on the elastic differential cross section $d\sigma_{el}/dt$ for ϕ , for different values of Q^2 and W .

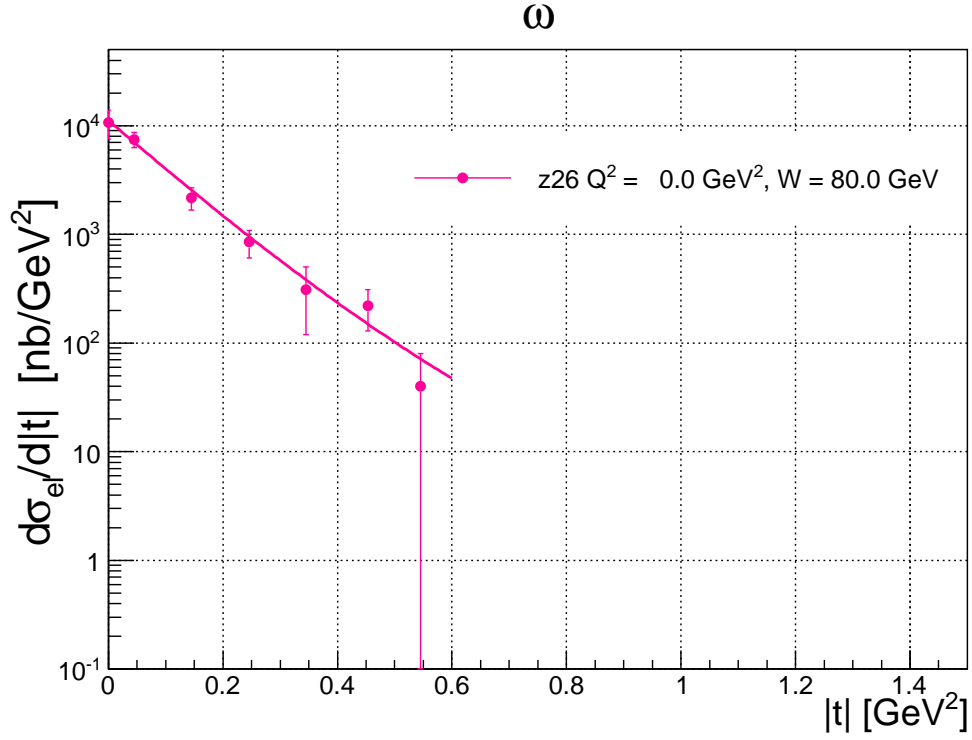


Figure 13: Fit of Eq. (11) to the data on the elastic differential cross section $d\sigma_{el}/dt$ for ω , for $Q^2 = 0.00$ GeV² and $W = 80$ GeV.

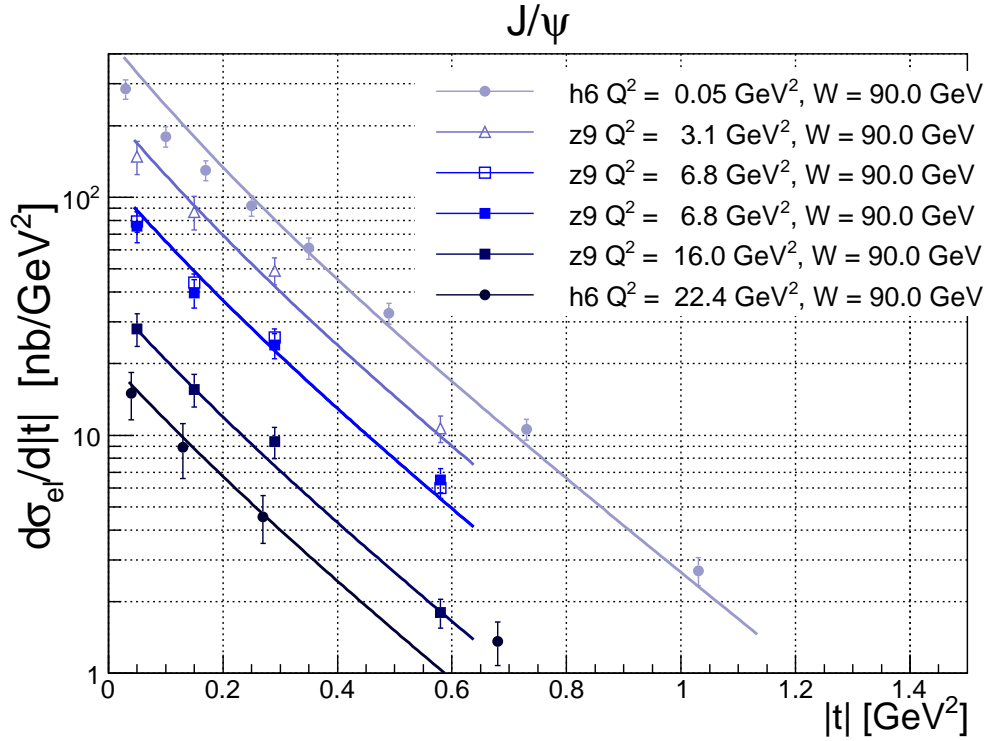


Figure 14: Fit of Eq. (11) to the data on the elastic differential cross section $d\sigma_{el}/dt$ for J/ψ , for different values of Q^2 and $W = 90$ GeV.

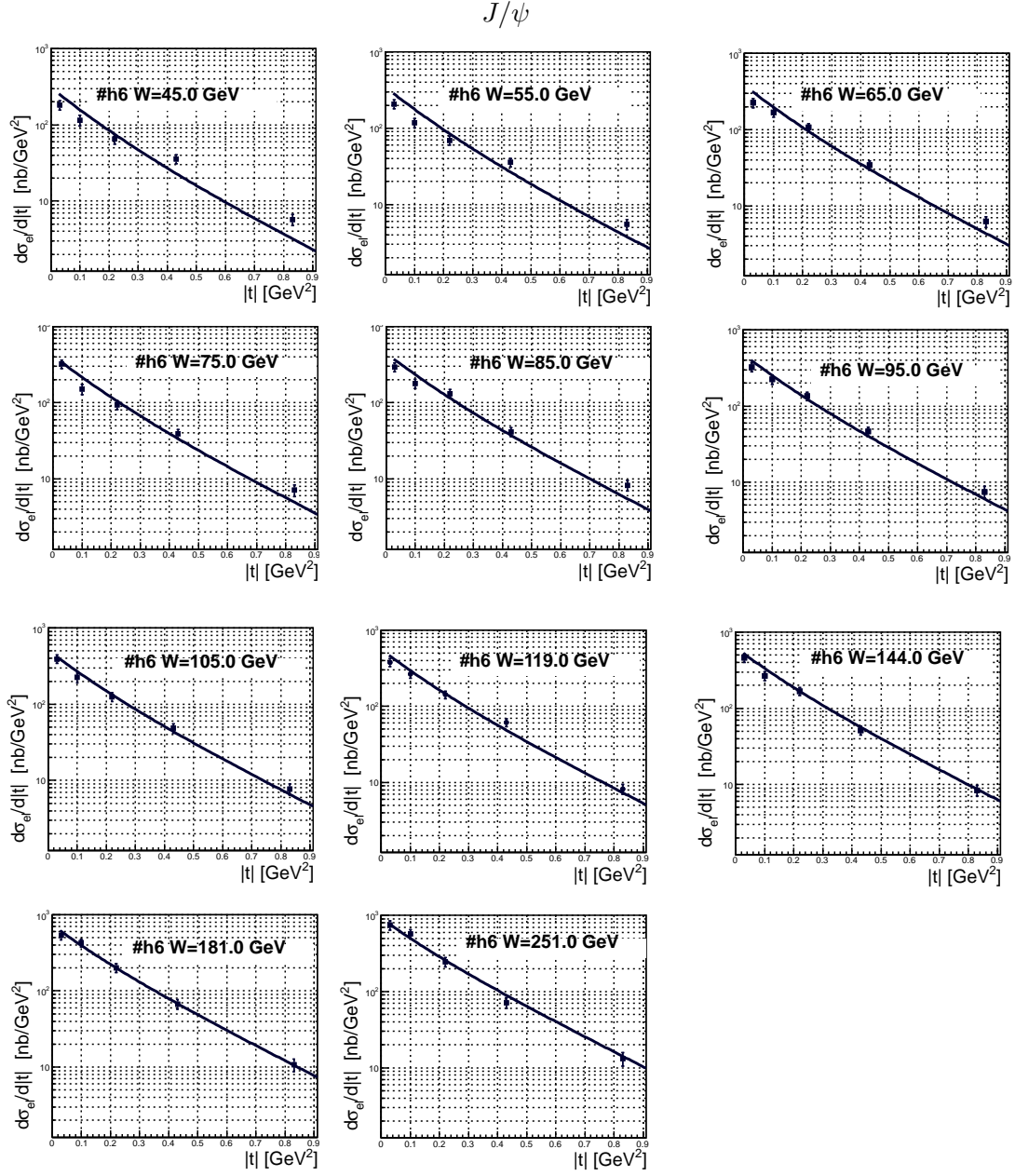


Figure 15: Fit of Eq. (11) to the data on the elastic differential cross section $d\sigma_{el}/dt$ for J/ψ at photoproduction ($Q^2 = 0.05 \text{ GeV}^2$), for different values of W .

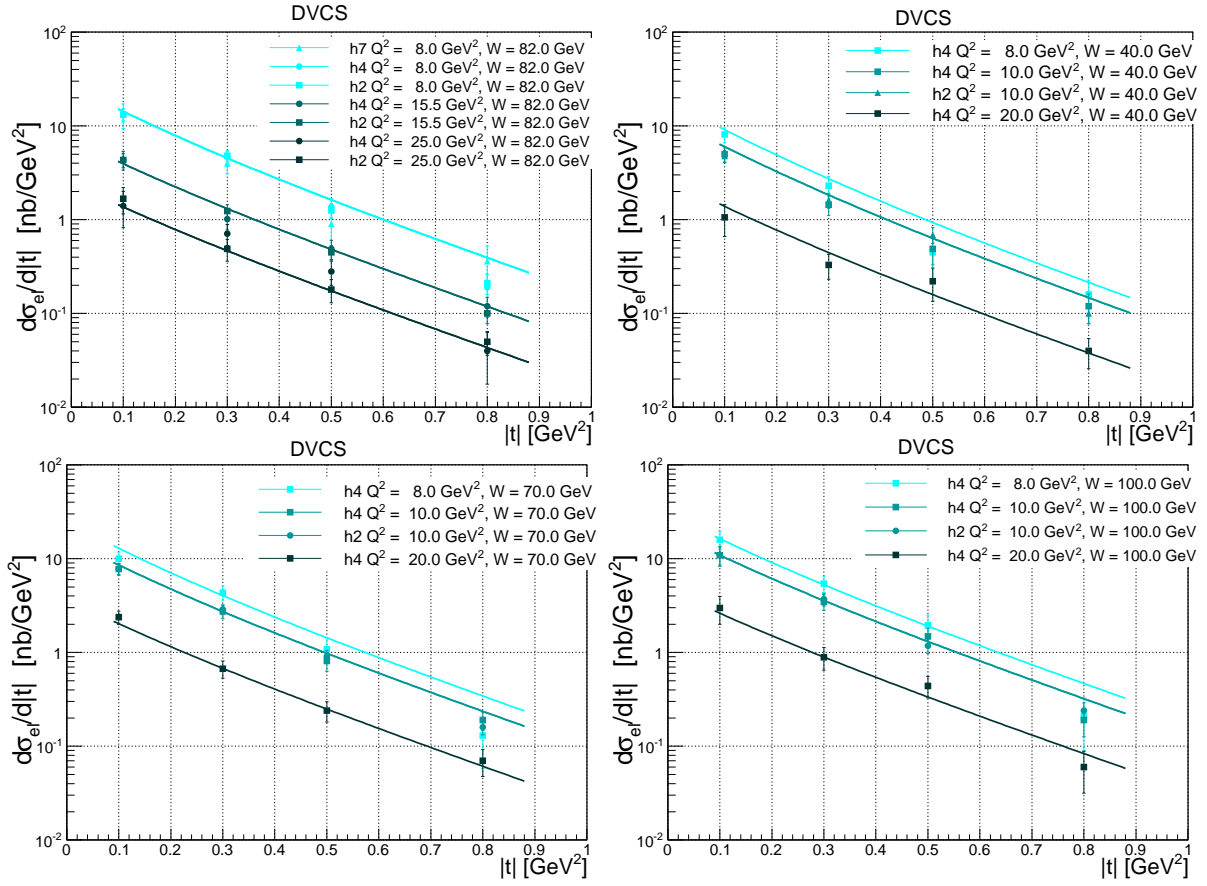


Figure 16: Fit of Eq. (11) to the the data on the elastic differential cross section $d\sigma_{el}/dt$ for DVCS.

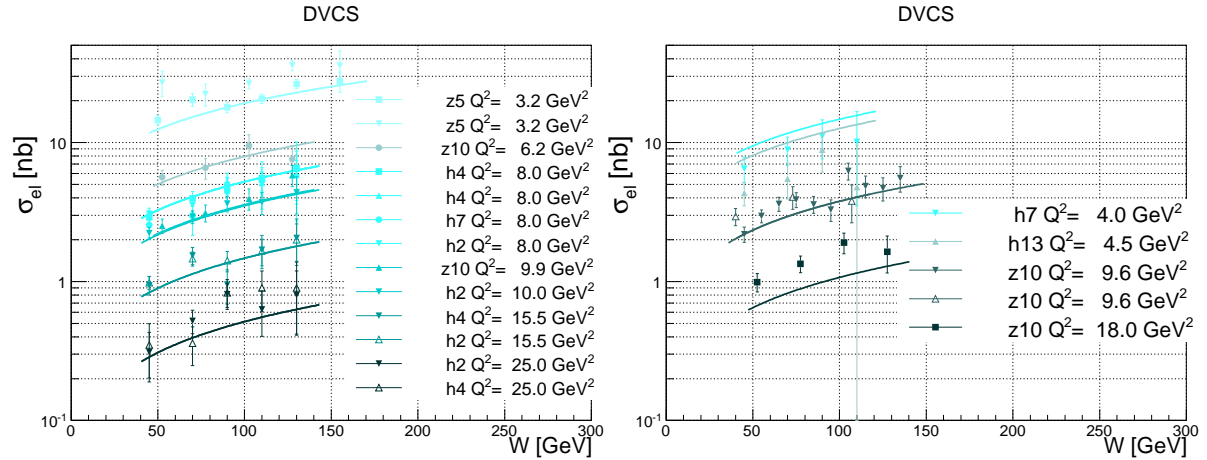


Figure 17: Fit of Eq. (12) to the data on the elastic cross section $\sigma_{el}(W)$ for DVCS.

As seen from Figs. 4 - 18 and Tables 2 - 4, the overall fit to the large number of the diffractive data by the two-component Pomeron amplitude (Eq. 10) is impressive, apart from some peculiar cases. In particular, two points need to be better understood. They are

- compatibility of VMP and DVCS (the problem of the vanishing “photon mass”),
- the problem of the description of J/ψ production in the region of low t and Q^2 .

The number of the fitted parameters of the two-component Pomeron model (Eq. (15)) is 12 (Table 2), with five additional normalization factors² for six vector particle productions (ρ^0 ,

²Here we are taking into account f_{DVCS} , but excluding $f_{J/\psi} = 1$ since it is the base line of our normalization.

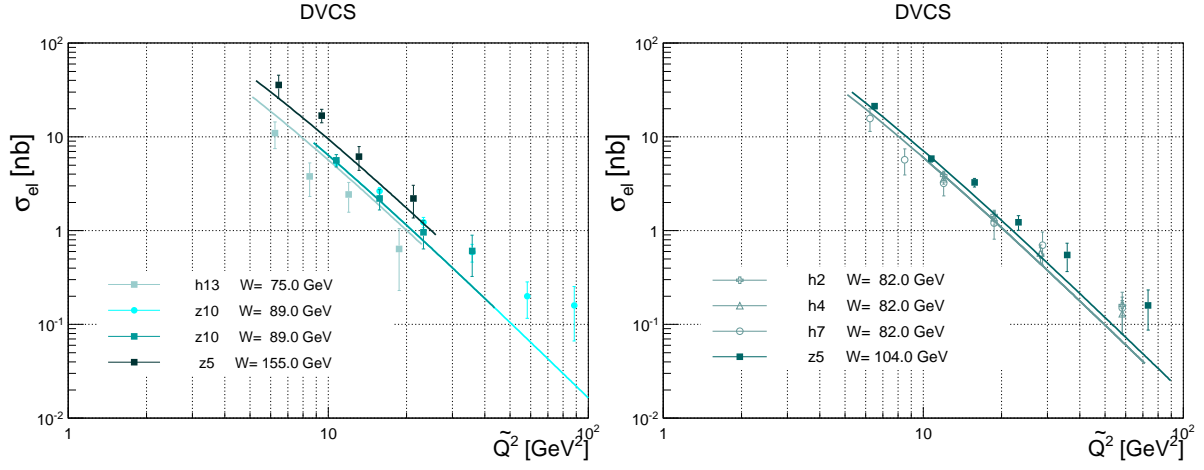


Figure 18: Fit of Eq. (12) to the data on the elastic cross section $\sigma_{el}(\tilde{Q}^2)$ for DVCS.

ϕ , ω , J/ψ , Υ and γ). If we fix the Pomeron trajectories $\alpha_s(t)$ and $\alpha_h(t)$ (see Table 4), the number of free parameters reduces to 8. In the case of a single-component Pomeron (see Sec. 2) the number of parameters for five different types reactions was much larger: $7 \times 5 = 35$ (see Table 1).

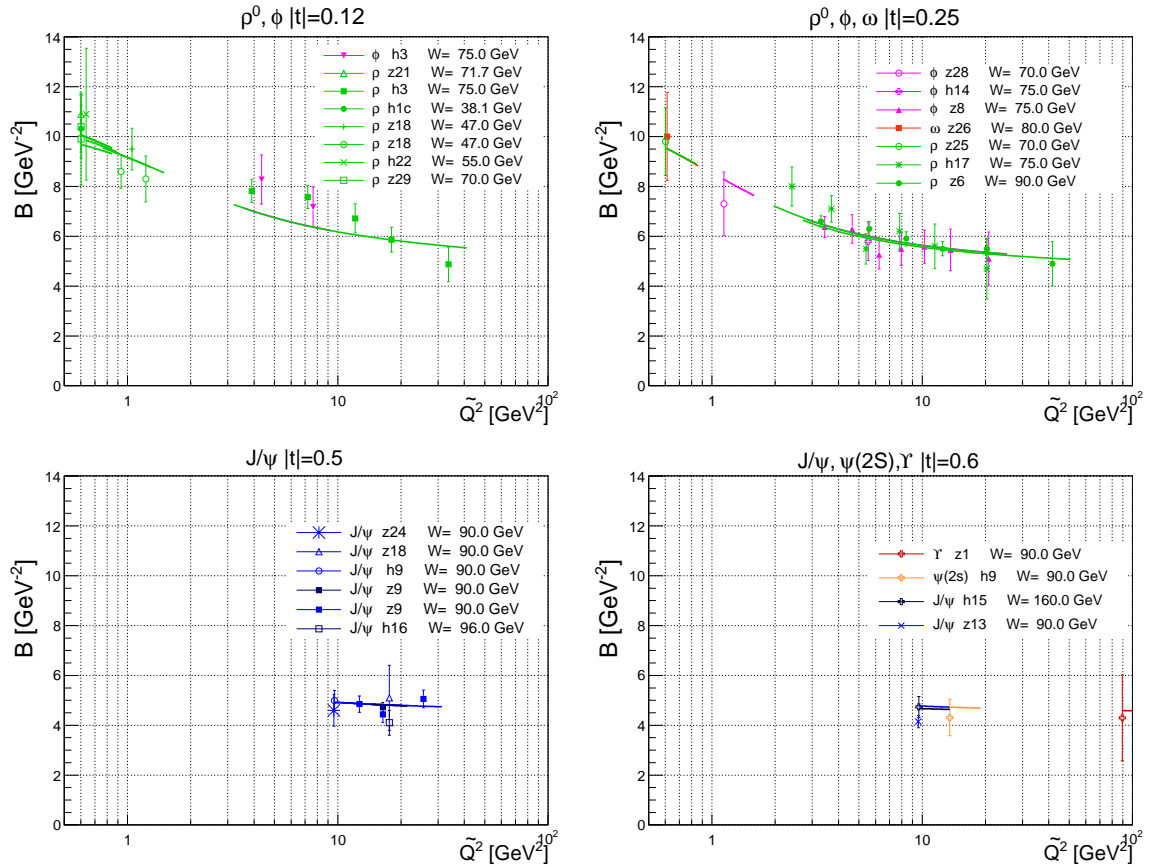


Figure 19: Experimental data on the slope B as a function of \tilde{Q}^2 for ρ^0 , ϕ , J/ψ , Υ and $\Psi(2S)$ at $|t| = 0.12, 0.25, 0.5, 0.6 \text{ GeV}^{-2}$, and our theoretical predictions coming from Eq. (16).

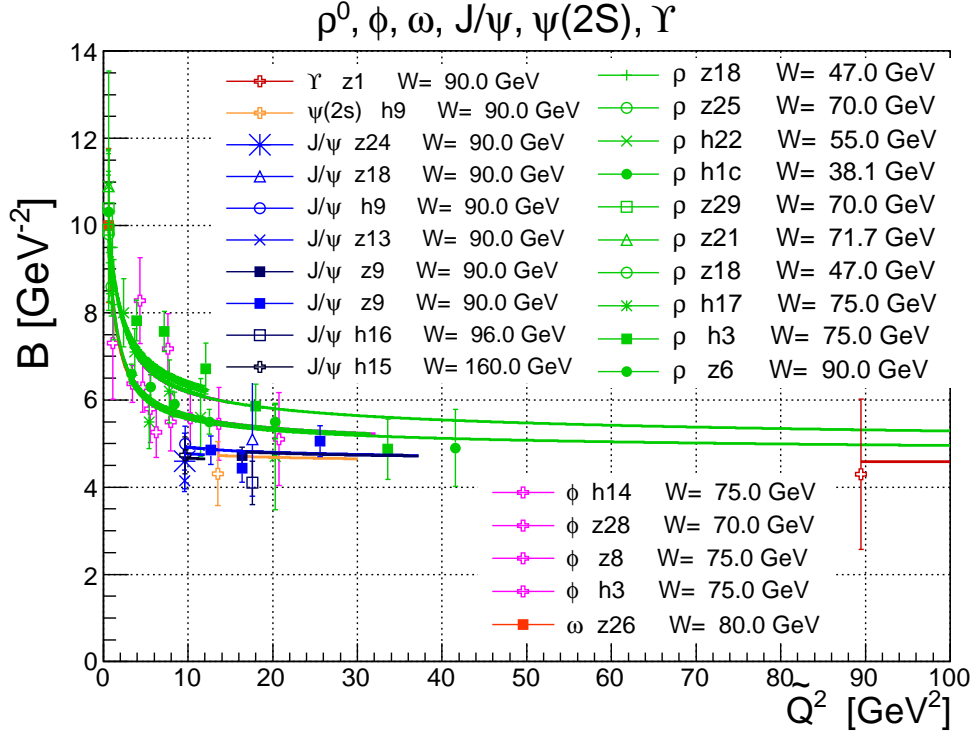


Figure 20: Experimental data on the slope B as a function of \tilde{Q}^2 for $\rho^0, \phi, J/\psi, \Upsilon$ and $\Psi(2S)$, and our theoretical predictions coming from Eq. (16).

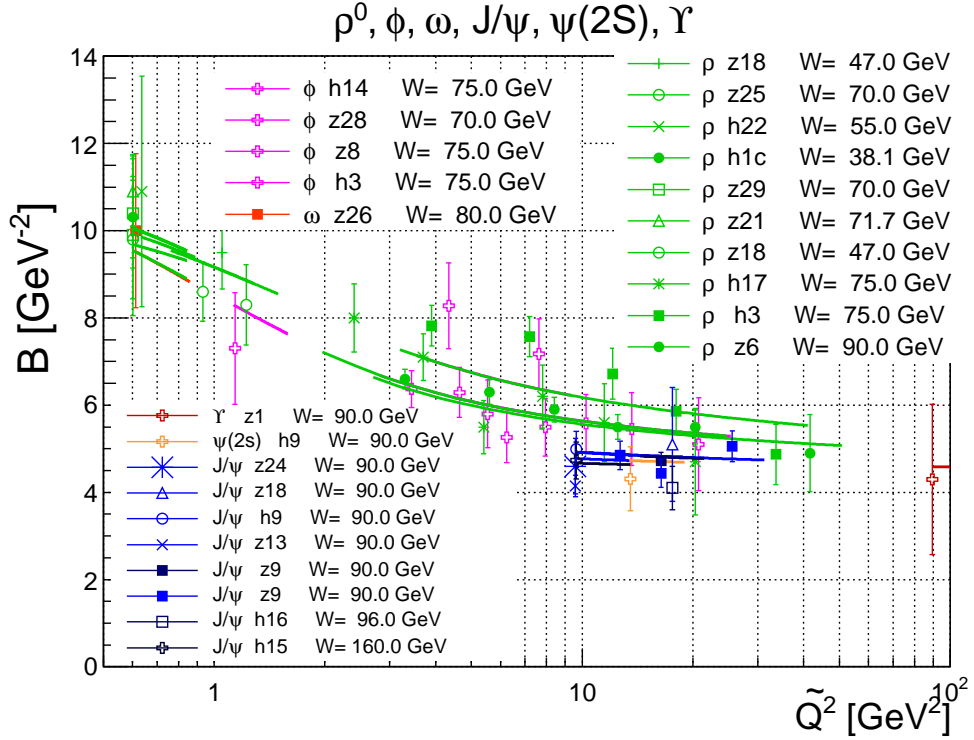


Figure 21: Experimental data on the slope B as a function of \tilde{Q}^2 for $\rho^0, \phi, J/\psi, \Upsilon$ and $\Psi(2S)$, and our theoretical predictions coming from Eq. (16). The plot is the same as in Fig. 20, here with a logarithmic x-axis.

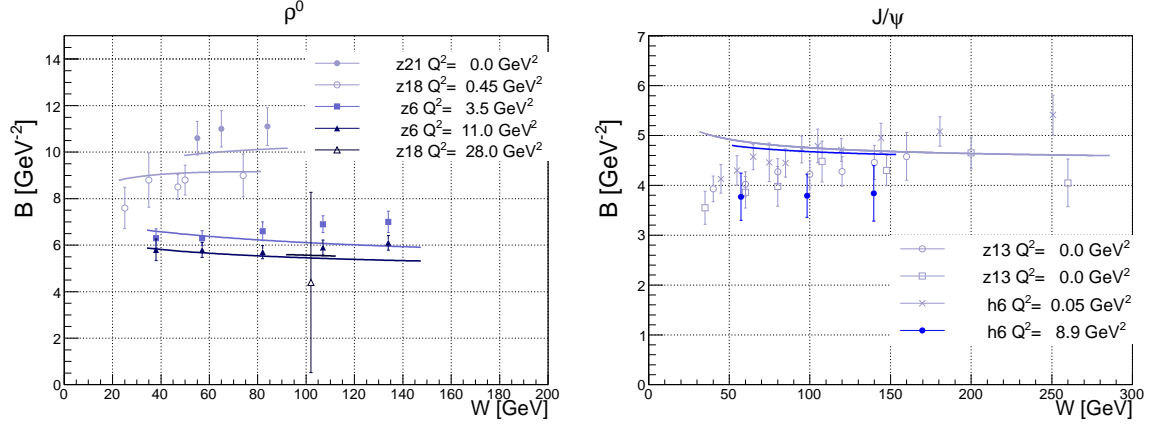


Figure 22: Experimental data on the slope for ρ^0 and J/ψ as functions of W , and our theoretical predictions from Eq. (16).

4 Balancing between the “soft” and “hard” dynamics

In this section we illustrate the important and delicate interplay between the “soft” and “hard” components of our unique Pomeron. Since the amplitude consists of two parts, according to the definition (1), it can be written as

$$A(Q^2, s, t) = A_s(Q^2, s, t) + A_h(Q^2, s, t). \quad (17)$$

As a consequence, the differential and elastic cross sections contain also an interference term between “soft” and “hard” parts, so that they read

$$\frac{d\sigma_{el}}{dt} = \frac{d\sigma_{s,el}}{dt} + \frac{d\sigma_{h,el}}{dt} + \frac{d\sigma_{interf,el}}{dt} \quad (18)$$

and

$$\sigma_{el} = \sigma_{s,el} + \sigma_{h,el} + \sigma_{interf,el}, \quad (19)$$

according to Eqs. (11) and (12), respectively.

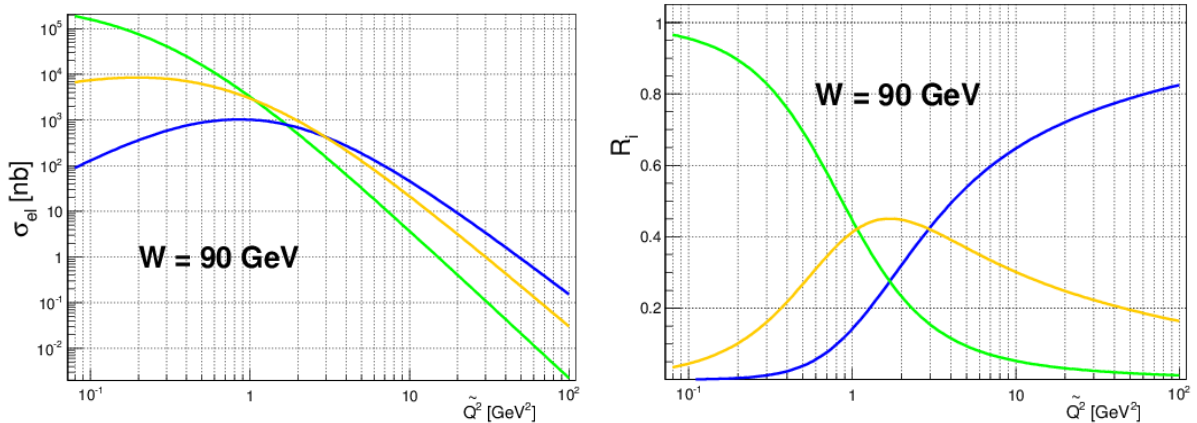


Figure 23: Interplay between soft (green line), hard (blue line) and interference (yellow line) components of the cross section $\sigma_{i,el}$ (left plot) and $R_i(\tilde{Q}^2, t)$ (right plot) as functions of \tilde{Q}^2 , for $W = 70 \text{ GeV}$.

Given Eqs. (18) and (19), we can define the following ratios for each component:

$$R_i(\widetilde{Q}^2, W, t) = \frac{\frac{d\sigma_{i,el}}{dt}}{\frac{d\sigma_{el}}{dt}} \quad (20)$$

and

$$R_i(\widetilde{Q}^2, W) = \frac{\sigma_{i,el}}{\sigma_{el}}, \quad (21)$$

where i stands for $\{s, h, interf\}$.

Fig. 23 shows the interplay between the components for both $\sigma_{i,el}$ and $R_i(\widetilde{Q}^2, t)$, as functions of \widetilde{Q}^2 , for $W = 70$ GeV. In Fig. 24 both plots show that not only \widetilde{Q}^2 is the parameter defining softness or hardness of the process, but such is also the combination of \widetilde{Q}^2 and t , similar to the variable $z = t - Q^2$ introduced in Ref. [5]. On the whole, it can be seen from the plots that the soft component dominates in the region of low \widetilde{Q}^2 and t , while the hard component dominates in the region of high \widetilde{Q}^2 and t .

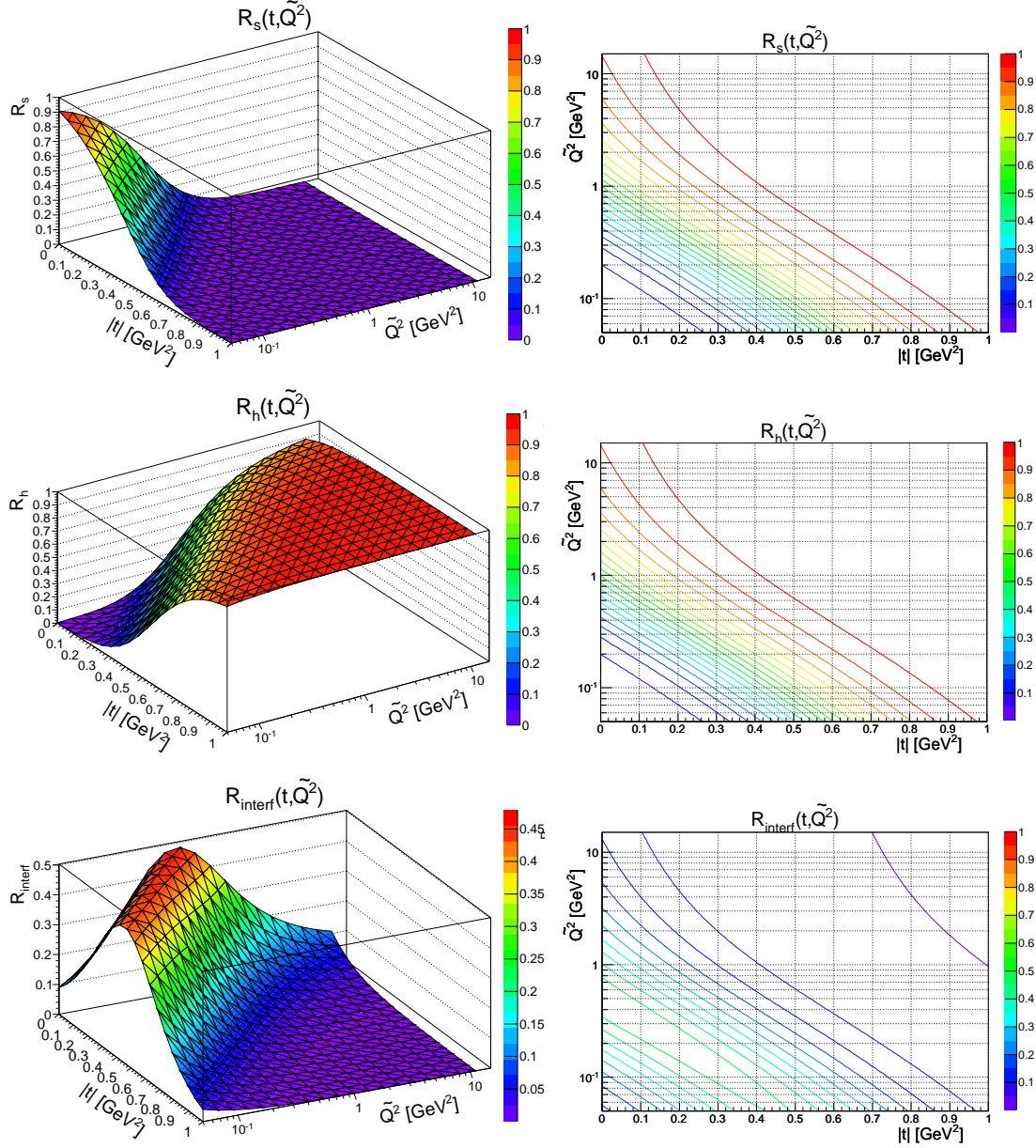


Figure 24: Left column: soft (upper surface), hard (middle surface) and interference (bottom surface) components of the ratio $R_i(\widetilde{Q}^2, W, t)$ are shown as functions of \widetilde{Q}^2 and t , for $\widetilde{W} = 70$ GeV. Right column: some representative curves of the surfaces projected on the (t, \widetilde{Q}^2) plane.

5 Hadron-induced reactions: high-energy pp scattering

Hadron-induced reactions differ from those induced by photons at least in two aspects. First, hadrons are on the mass shell and hence the relevant processes are typically “soft”. Secondly, the mass of incoming hadrons is positive, while the virtual photon has negative squared “mass”. Our attempt to include hadron-hadron scattering into the analysis with our model has the following motivations: a) by vector meson dominance (VMD) the photon behaves partly as a meson, therefore meson-baryon (and more generally, hadron-hadron) scattering has much in common with photon-induced reactions. Deviations from VMD may be accounted for the proper Q^2 dependence of the amplitude (as we do hope is in our case!); b) of interest is the connection between space- and time-like reactions; c) according to recent claims (see e.g. Ref. [9, 52]) the

highest-energy (LHC) proton-proton scattering data indicate the need for a “hard” component in the Pomeron (to anticipate, our fits do not found support the need of any noticeable “hard” component in pp scattering).

We did not intend to a high-quality fit to the pp data; that would be impossible without the inclusion of subleading contributions and/or the Odderon. Instead we normalized the parameters of our leading Pomeron term according to recent fits by Donnachie and Landshoff [9] including, apart from a soft term, also a hard one.

The pp scattering amplitude is written in the form similar to the amplitude (10) for VMP or DVCS, the only difference being that the normalization factor is constant since the pp scattering amplitude does not depend on Q^2 :

$$A^{pp}(s, t) = A_s^{pp} e^{-i\frac{\pi}{2}\alpha_s(t)} \left(\frac{s}{s_0}\right)^{\alpha_s(t)} e^{b_s t} + A_h^{pp} e^{-i\frac{\pi}{2}\alpha_h(t)} \left(\frac{s}{s_0}\right)^{\alpha_h(t)} e^{b_h t}. \quad (22)$$

We fixed the parameters of Pomeron trajectories in accord with those of Refs. [9, 54])

$$\alpha_s(t) = 1.084 + 0.35t, \quad \alpha_h(t) = 1.30 + 0.10t.$$

With these trajectories the total cross section

$$\sigma_{tot} = \frac{4\pi}{s} \text{Im} A(s, t = 0) \quad (23)$$

was found compatible with the LHC data, as seen in the left plot of Fig. 25. From the comparison of Eq. (23) to the LHC data we get

$$A_s^{pp} = -1.73 \text{ mb} \cdot \text{GeV}^2, \quad A_h^{pp} = -0.0012 \text{ mb} \cdot \text{GeV}^2.$$

The parameter b_s was determined by fitting the differential and integrated elastic cross sections to the data taken from Refs. [55–57]. To this aim, we used Eqs. (11) and (12), the normalization factors H_s and H_h replaced with A_s^{pp} and A_h^{pp} , respectively, according to Eq. (22). The parameter b_h , was set to be equal to b_s , since for DVCS and VMP these parameters assume similar values, as seen from in Tables 2 and 4. By adjusting the theoretical curves to the data, we get $b_s = b_h = 1.8 \text{ GeV}^{-2}$. The comparison with the experimental data from Refs. [55]–[57] is shown in Fig. 25 (right plot) for the integrated cross section and in Fig. 26 for the differential elastic cross section.

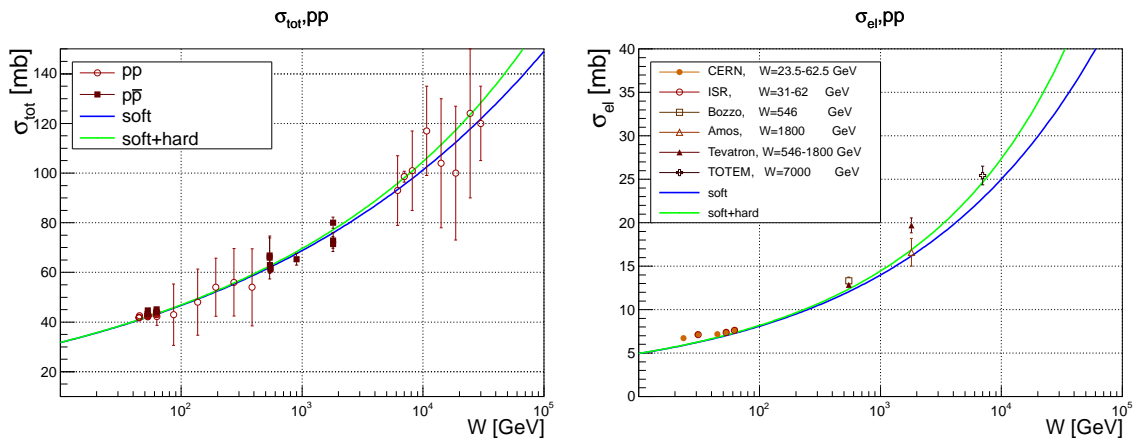


Figure 25: Calculated total $\sigma_{tot}(W)$ and the elastic cross sections $\sigma_{el}(W)$ for pp scattering with the data from Refs. [55–57].

Next, by using formula (16) we calculated the forward slope B , shown in Fig. 27 together with data from Refs. [55] and [58].

From these figures we conclude that, while the data on total cross section is compatible with a small “hard” admixture in the amplitude, the slope parameter with a hard component included seems to manifest a wrong tendency, by slowing down with increasing energy, while the TOTEM measurements [55] show the contrary.

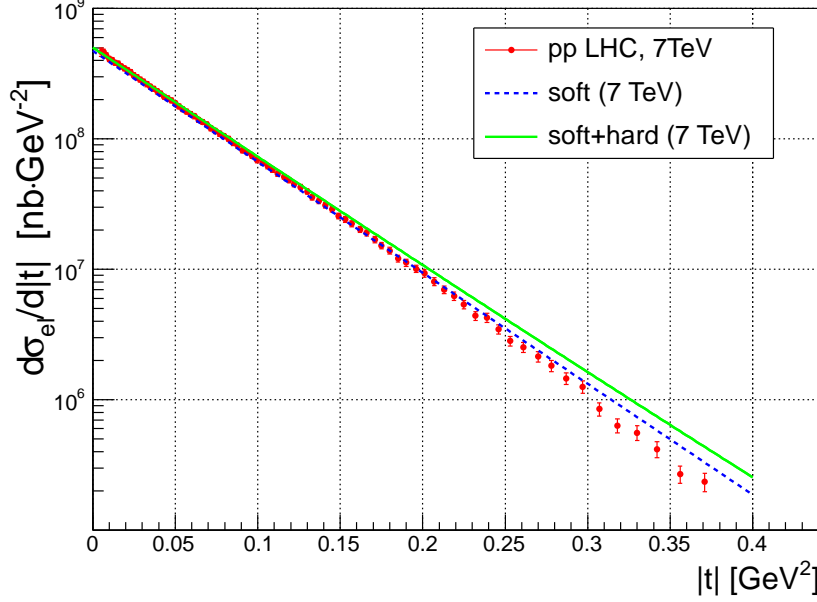


Figure 26: The differential elastic cross section $d\sigma_{el}/dt$ for pp -scattering. The data were taken from Ref. [55].

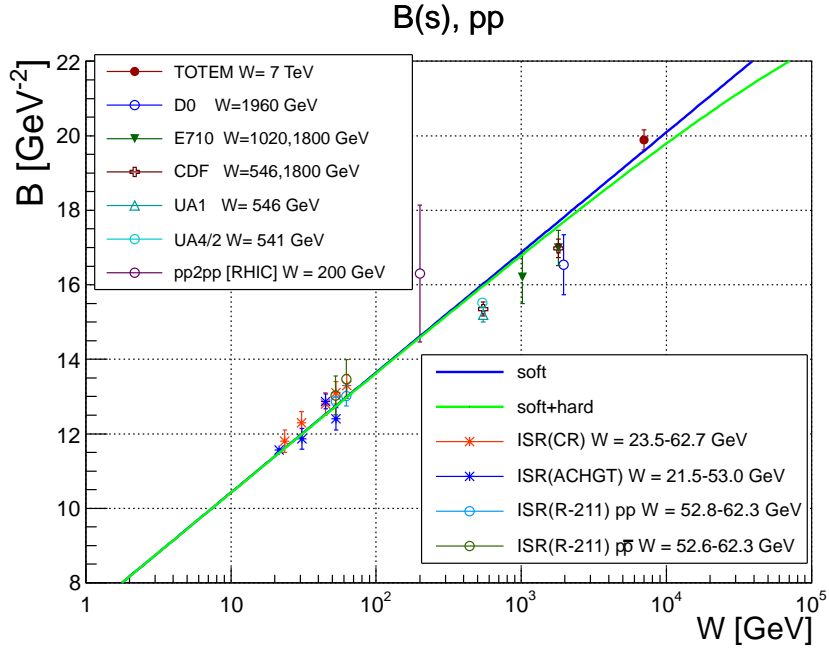


Figure 27: The B of the differential elastic cross section $d\sigma_{el}/dt$ for pp -scattering as a function of W . The data are from Refs. [55, 58].

6 Discussion of the results and conclusions

In this paper we have proposed an economic model describing both “soft” and “hard” exclusive production of vector particles. It features a unique, “universal” Pomeron, the same for all processes. This Pomeron is made of two terms, a “soft” and a “hard” components, their relative weight depending on the “softness” or “hardness” of the given processes.

The model incorporates some features of earlier models Refs. [4–6], such as the interplay between the dependence of the scattering amplitude on the virtuality Q^2 and the squared momentum transfer t .

In the framework of the model we have analyzed all available data on vector meson (ρ^0 , ω , ϕ , J/ψ , Υ , $\Psi(2S)$) production and DVCS obtained at HERA by the H1 and ZEUS Collaborations. A global fit was performed with a small number of free parameters, namely eight parameters: four parameters of Pomeron trajectories and five parameters for the normalization of the cross sections from six processes), universal for all reactions. By fixing the parameters of the Pomeron trajectories, their number reduces to six. The results of the fit are presented in Figs. 4 ($\sigma_{el}(\widetilde{Q}^2)$), Figs. 5-10 ($\sigma_{el}(W)$), Figs. 11-15 ($d\sigma_{el}(t)/dt$) and Figs. 20-22 (the slope B) for VMP and in Figs. 16-18 for DVCS. The values of the parameters are quoted in Table 2 and Table 4.

The resulting fit is reasonable, despite the following minor problems:

- in order to incorporate DVCS together with VMP we need to assign some non-zero value to the “mass” of the real photon, that can be treated as an effective mass of quark-antiquark system into which the virtual photon fluctuates. From the fit we obtained $M_{DVCS}^{eff} = 1.8 \text{ GeV}$;
- there are some systematic shifts of theoretical curves with respect to the experimental data in the regions of low Q^2 , W and t for the J/ψ fit (see Figs. 9, 14 and 15). This effect may come both from the absence of the secondary Reggeons, and from the influence of the soft (and/or the interference) term of the elastic cross section $\sigma_{el}(Q^2, W, t)$;

Among the remaining open problems, to be treated in subsequent studies, are:

- in the present paper we have neglected sub-leading Regge contributions. They must be included in any extension of the model to lower energies (below 30 GeV);
- the \widetilde{Q}^2 dependence of the scattering amplitude introduced in the present paper empirically has to be compared with the results of unitarization and/or QCD evolution. We intend to come back to this point;
- as seen from Sec. 4, the “soft” component of the Pomeron dominates in the region of small t and small \widetilde{Q}^2 . Hence, a parameter, responsible for the “softness” and/or “hardness” of processes, should be a combination of t and Q^2 . A simple solution was suggested in Ref. [5] with the introduction of the variable $z = t - Q^2$. The interplay of these two variables remains an important open problem that requires further investigation.

The extension of our formalism to hadronic reactions (pp scattering) shows that the available data can be will described by a single - soft - component.

Acknowledgements

L.J. thanks the Dipartimento di Fisica dell’Universit’a della Calabria and the Istituto Nazionale di Fisica Nucleare - Gruppo Collegato di Cosenza, where part of this work was done, for their hospitality and support. He was supported partly also by the grant “Matter under extreme conditions” of the National Academy of Sciences of Ukraine, Dept. of Astronomy and Physics.

References

- [1] V.S. Fadin, E.A. Kuraev, and L.N. Lipatov, Phys. Lett. **B60** (1975) 50; I.I. Balitsky and L.N. Lipatov, Yad. Fizika 28 (1978) 822.
- [2] V. Barone and E. Predazzi, “High-energy particle diffraction,” Springer-Verlag Berlin Heidelberg NewYork, ISBN 3540421076, (2002).
- [3] S. Donnachie, H.G. Dosch, O. Nachtmann, and P. Landshoff, “Pomeron physics and QCD,” Camb. Monogr. Part. Phys. Nucl. Phys. Cosmol. **19**, 1 (2002).
- [4] S. Fazio, R. Fiore, L.L. Jenkovszky, A. Lavorini, and A. Sali, Acta. Phys. Pol. **B44** (2013) 1333, [arXiv:1304.1891].
- [5] M. Capua, S. Fazio, R. Fiore, L.L. Jenkovszky, and F. Paccanoni, Phys. Lett. **B645** (2007) 161, [hep-ph/0605319].
- [6] S. Fazio, R. Fiore, L.L. Jenkovszky, and A. Lavorini, Phys. Rev. **D85** (2012) 054009, [arXiv:1109.6374].
- [7] R. Fiore, L.L. Jenkovszky, and F. Paccanoni, Eur. Phys. J. **C10** (1999) 461, [hep-ph/9812458].
- [8] S. Fazio, R. Fiore, L.L. Jenkovszky, A. Lavorini, and A. Sali, “Reggeometry of Deeply Virtual Compton Scattering and Exclusive Diffractive Vector Meson Production at HERA”, In: Proceedings of the 14th Workshop on Elastic and Diffractive Scattering (EDS Blois Workshop), Frontiers of QCD: From Puzzles to Discoveries, Quy Nhon, Vietnam, December 15 - 21, 2011, www.slac.stanford.edu/C111215/;
L.L. Jenkovszky, A. Sali, and V. Batozskaya, “Reggeometry of deeply virtual compton scattering and exclusive vector meson production at HERA”, in Proceedings of Quarks 2012, Yaroslavl, Russia, June 4 -10, 2012;
L.L. Jenkovszky and A. Sali, “Reggeometry of lepton- and hadron-induced reactions”, the 4th International Conference, Current Problems in Nuclear Physics and Atomic Energy, Kyiv, Ukraine, September 3 - 7, 2012;
R. Fiore, L.L. Jenkovszky, A. Lavorini, and A. Sali, “Reggeometry of lepton- and hadron-induced reactions”, in the Proceedings of “Diffraction 2012: International Workshop on Diffraction in High Energy and Nuclear Physics”, Puerto del Carmen, Spain, September 10 - 15, 2012; AIP Conf. Proc. 1523, pp. 83-86.
- [9] P.V. Landshoff, Acta Phys. Polon. **B40** (2009) 1967, arXiv:0903.1523 [hep-ph].
- [10] A. Donnachie and P.V. Landshoff, “Successful description of exclusive vector meson electroproduction”, arXiv:0803.0686 [hep-ph].
- [11] H. Abramowicz *et al.* [ZEUS Collaboration], Phys. Lett. B **708** (2012) 14 [arXiv:1111.2133 [hep-ex]].
- [12] S. Chekanov *et al.* [ZEUS Collaboration], Phys. Lett. B **680** (2009) 4 [arXiv:0903.4205 [hep-ex]].
- [13] J. Breitweg *et al.* [ZEUS Collaboration], Phys. Lett. B **437** (1998) 432 [hep-ex/9807020].
- [14] C. Adloff *et al.* [H1 Collaboration], Phys. Lett. B **483** (2000) 23 [hep-ex/0003020].
- [15] C. Adloff *et al.* [H1 Collaboration], Phys. Lett. B **541** (2002) 251 [hep-ex/0205107].
- [16] A. Aktas *et al.* [H1 Collaboration], Eur. Phys. J. C **46** (2006) 585 [hep-ex/0510016].

- [17] S. Chekanov *et al.* [ZEUS Collaboration], Nucl. Phys. B **695** (2004) 3 [hep-ex/0404008].
- [18] S. Chekanov *et al.* [ZEUS Collaboration], Eur. Phys. J. C **24** (2002) 345 [hep-ex/0201043].
- [19] C. Adloff *et al.* [H1 Collaboration], Eur. Phys. J. C **10** (1999) 373 [hep-ex/9903008].
- [20] J. Breitweg *et al.* [ZEUS Collaboration], Z. Phys. C **75** (1997) 215 [hep-ex/9704013].
- [21] J. Breitweg *et al.* [ZEUS Collaboration], Eur. Phys. J. C **14** (2000) 213 [hep-ex/9910038].
- [22] F. D. Aaron *et al.* [H1 Collaboration], JHEP **1005** (2010) 032 [arXiv:0910.5831 [hep-ex]].
- [23] J. Breitweg *et al.* [ZEUS Collaboration], Phys. Lett. B **487** (2000) 273 [hep-ex/0006013].
- [24] M. Derrick *et al.* [ZEUS Collaboration], Z. Phys. C **73** (1996) 73 [hep-ex/9608010].
- [25] S. Chekanov *et al.* [ZEUS Collaboration], Nucl. Phys. B **718** (2005) 3 [hep-ex/0504010].
- [26] C. Adloff *et al.* [H1 Collaboration], Phys. Lett. B **483** (2000) 360 [hep-ex/0005010].
- [27] C. Adloff *et al.* [H1 Collaboration], Z. Phys. C **75** (1997) 607 [hep-ex/9705014].
- [28] M. Derrick *et al.* [ZEUS Collaboration], Phys. Lett. B **377** (1996) 259 [hep-ex/9601009].
- [29] M. Derrick *et al.* [ZEUS Collaboration], Phys. Lett. B **380** (1996) 220 [hep-ex/9604008].
- [30] J. Breitweg *et al.* [ZEUS Collaboration], Eur. Phys. J. C **6** (1999) 603 [hep-ex/9808020].
- [31] S. Chekanov *et al.* [ZEUS Collaboration], PMC Phys. A **1** (2007) 6 [arXiv:0708.1478 [hep-ex]].
- [32] 31st International Conference on High Energy Physics, ICHEP02, July 24, 2002, Amsterdam, abstract 911, session 6; http://www-h1.desy.de/h1/www/publications/conf/conf_list.html
- [33] C. Adloff *et al.* [H1 Collaboration], Eur. Phys. J. C **13** (2000) 371 [hep-ex/9902019].
- [34] J. Breitweg *et al.* [ZEUS Collaboration], Eur. Phys. J. C **2** (1998) 247 [hep-ex/9712020].
- [35] D. Westphal, DESY-F35D-97-11.
- [36] M. Derrick *et al.* [ZEUS Collaboration], Z. Phys. C **73** (1997) 253 [hep-ex/9609003].
- [37] S. Aid *et al.* [H1 Collaboration], Nucl. Phys. B **463** (1996) 3 [hep-ex/9601004].
- [38] M. Derrick *et al.* [ZEUS Collaboration], Z. Phys. C **69** (1995) 39 [hep-ex/9507011].
- [39] F. D. Aaron *et al.* [H1 Collaboration], Phys. Lett. B **681** (2009) 391 [arXiv:0907.5289 [hep-ex]].
- [40] S. Chekanov *et al.* [ZEUS Collaboration], JHEP **0905** (2009) 108 [arXiv:0812.2517 [hep-ex]].
- [41] F. D. Aaron *et al.* [H1 Collaboration], Phys. Lett. B **659** (2008) 796 [arXiv:0709.4114 [hep-ex]].
- [42] A. Aktas *et al.* [H1 Collaboration], Eur. Phys. J. C **44** (2005) 1 [hep-ex/0505061].
- [43] S. Chekanov *et al.* [ZEUS Collaboration], Phys. Lett. B **573** (2003) 46 [hep-ex/0305028].
- [44] C. Adloff *et al.* [H1 Collaboration], Phys. Lett. B **517** (2001) 47 [hep-ex/0107005].

- [45] R. M. Egloff, P. J. Davis, G. J. Luste, J. F. Martin, J. D. Prentice, D. O. Caldwell, J. P. Cumalat, and A. M. Eisner *et al.*, Phys. Rev. Lett. **43**, 1545 (1979) [Erratum-ibid. **44**, 690 (1980)].
- [46] R. M. Egloff, P. J. Davis, G. Luste, J. F. Martin, J. D. Prentice, D. O. Caldwell, J. P. Cumalat, and A. M. Eisner *et al.*, Phys. Rev. Lett. **43** (1979) 657.
- [47] P. L. Frabetti *et al.* [E687 Collaboration], Phys. Lett. B **316** (1993) 197.
- [48] J. Ballam, G. B. Chadwick, M. Menke, P. Seyboth, Y. Eisenberg, B. Haber, E. E. Ronat, A. Shapira, *et al.*, Phys. Rev. D **5** (1972) 15.
- [49] D. Aston *et al.* [Bonn-CERN-Ecole Poly-Glasgow-Lancaster-Manchester-Orsay-Paris-Rutherford-Sheffield Collaboration], Nucl. Phys. B **209** (1982) 56.
- [50] M. Atkinson *et al.* [Omega Photon and Bonn-CERN-Glasgow-Lancaster-Manchester-Paris-Rutherford-Sheffield Collaborations], Nucl. Phys. B **231** (1984) 15.
- [51] J. Grosse-Knetter, DESY-F35D-97-02.
- [52] A. Donnachie and P.V. Landshoff, “Elastic Scattering at the LHC”, arXiv:1112.2485 [hep-ph].
- [53] I.P. Ivanov, N.N. Nikolaev, and A.A. Savin, Phys. Part. Nucl. **37** (2006) 1, [hep-ph/0501034].
- [54] P.V. Landshoff, “How well can we predict the total cross section at the LHC?”, arXiv:0811.0260v1 [hep-ph].
- [55] G. Antchev *et al.* [TOTEM Collaboration], “Measurement of proton-proton elastic scattering and total cross-section at $\sqrt{s} = 7$ TeV”, CERN-PH-EP-2012-239 (2012).
- [56] J. Beringer *et al.* (Particle Data Group), Phys. Rev. **D86** (2012) 010001; <http://pdg.lbl.gov/2012/hadronic-xsections/>.
- [57] U. Amaldi and K.R. Schubert, Nucl. Phys. **B166** (1980) 301, CERN-EP/79-155;
A. Breakstone *et al.* [Ames-Bologna-CERN-Dortmund-Heidelberg-Warsaw Collaboration], Nucl. Phys. **B248** (1984) 253, CERN/EP 84-105;
M. Bozzo *et al.* [UA4 Collaboration], Phys. Lett. **B147** (1984) 392, CERN/EP 84-91;
N.A. Amos *et al.* [E-710 Collaboration], Phys. Lett. **B243** (1990) 158, CLNS-90-981;
F. Abe *et al.* [CDF Collaboration], Phys. Rev. **D50** (1994) 5518, ANL-HEP-PR-94-89, FERMILAB-PUB-93-131-E.
- [58] PoS DIS **2010** (2010) 059, D0 Note 6056-CONF;
S.L. Bultmann, I.H. Chiang, R.E. Chrien, A. Drees, R.L. Gill, W. Guryn, D. Lynn, and C. Pearson *et al.*, Phys. Lett. **B579** (2004) 245, [nucl-ex/0305012];
N.A. Amos *et al.* [E710 Collaboration], Nuovo Cim. **A106** (1993) 123, FERMILAB-PUB-92-203;
N.A. Amos *et al.* [E710 Collaboration], Phys. Rev. Lett. **68** (1992) 2433, FERMILAB-PUB-91-267;
F. Abe *et al.* [CDF Collaboration], Phys. Rev. **D50** (1994) 5518, ANL-HEP-PR-94-89, FERMILAB-PUB-93-131-E;
C. Augier *et al.* [UA4/2 Collaboration], Phys. Lett. **B316** (1993) 448, CERN-PPE-93-115;
M. Bozzo *et al.* [UA4 Collaboration], Phys. Lett. **B147** (1984) 385, CERN-EP/84-90;
U. Amaldi *et al.* [CERN-Pisa-Rome-Stony Brook Collaboration], Phys. Lett. **B62** (1976) 460, PRINT-76-0517 (CERN);

G. Barbiellini, M. Bozzo, P. Darriulat, G. Diambrini Palazzi, G. De Zorzi, A. Fainberg, M.I. Ferrero, M. Holder, *et al.*, Phys. Lett. **B39** (1972) 663;
N.A. Amos, M.M. Block, G.J. Bobbink, M. Botje, D. Favart, C. Leroy, F. Linde and P. Lipnik, *et al.*, Nucl. Phys. **B262** (1985) 689, CERN-EP-85-94.