

Quadrupole Plasmon Excitations in Confined One-dimensional Systems

Reng-lai Wu, Yabin Yu* and Hong-jie Xue

*School of Physics and Microelectronic Science,
Hunan University, Changsha 410082, China*

(Dated: January 9, 2022)

Abstract

The existence and nature of a new mode of electronic collective excitations (quadrupole plasmons) in confined one-dimensional electronic systems have been predicted by an eigen-equation method. The eigen-equation based on the time-dependent density-functional theory is presented for calculating the collective excitations in confined systems. With this method, all modes of collective excitations in the 1D systems may be found out. These modes include dipole plasmons and quadrupole plasmons. The dipole plasmon mode corresponds to the antisymmetric oscillation of induced charge, and can be shown as a resonance of the dipole response. In the quadrupole plasmon modes, the induced charge distribution is symmetric, and the dipole response vanishes. The motion of the electrons in the quadrupole modes is similar to the vibration of atoms in the breathing mode of phonons. This type of plasmons can be shown as a resonance of the quadrupole response, and has to be excited by a non-uniform field.

*Electronic address: apybyu@hnu.edu.cn.

Plasmon properties in nano-structure systems have attracted more and more physics researcher's attentions, due to their fundamental significance [1–11] and potential applications [12–21]. Different from the bulk and surface-plasmon waves, nanostructures sustain localized plasmon resonances within their confining boundaries, leading to dynamic charge accumulation and field strongly enhancement near their surfaces. Such the plasmon oscillations and the decay at surfaces are responsible for the novel applications in optical imaging[15], single-molecule sensing and spectroscopy[16, 17], photocatalytic reactions[18], nano-photonics and -electronics[19] and cancer therapy[21].

Collective excitations in few-atom systems shown initially by Kummel et al. [22] have been the subject of many theoretical investigations following recent scanning tunneling microscope observations showing development of 1D band structure when the number of atoms in Au chains on NiAl(110) exceeds 10 [23]. Many subsequent theoretical calculation[7–11, 24–26] confirmed the presence of the collective plasmon mode in the confined one-dimensional electronic systems of a few atoms. Theoretical studies of plasmon excitations are mostly done via calculating the dipole response [8–11] and other characteristic responses [24–26] under applying an external field, and the excitations are indicated by the corresponding response resonances. One may wonder whether the modes predicted in this way are dependent on the applied external fields. The answer is clearly yes. It has been demonstrated in Ref[9] that a longitudinal field induces longitudinal-mode plasmon resonance, and a transverse field induces a transverse resonance. Therefore, finding a proper theoretical approach to calculate plasmon spectra is essential for further studies of plasmons in confined electronic systems. In this letter, we attempt to present an eigen equation of electronic collective-oscillation in confined systems, and use the eigen equation to find all plasmon excitations of the systems by solving the equation, and then compare the eigen plasmon excitations with the ones obtained by the way mentioned above to check whether any new collective excitation exists in the systems. Consequently, we got a new mode of electronic collective excitations, quadrupole plasmons, in the confined 1D electronic systems. In the 1D systems, the dipole plasmon mode corresponds to the antisymmetric charge oscillation and can be displayed as a resonance of the dipole response[8–11]. Distinct from the dipole plasmons, the quadrupole plasmon corresponds to the symmetric charge oscillation and the dipole response vanishing, but can be shown as a resonance of the quadrupole response. The motion of the electrons in the quadrupole modes is similar to the vibration of atoms in the breathing mode of phonons.

Our calculations are done based on the two models: the one-dimensional electron gas and one-dimensional tight-binding models. It has been shown in Ref[8, 9] and present work that the longitudinal dipole-plasmon resonances in linear atomic chains predicted by using a confined 1D electron gas model are qualitatively in agreement with the calculations made for atomic chains by *ab initio* time-dependent density functional theory. We believe that the new mode of collective excitations will exist in the atomic chain systems in Ref.[8–11, 24–26]. Thus we expect that this result will prompt theoretical and experimental investigations for finding new modes of plasmon excitations in confined low-dimensional systems, and further affect the future of nanoplasmonic device engineering and nanoscale photochemistry.

We will start with deducing the plasmon eigen equation, based on the time-dependent density-functional theory (TDDFT). According to TDDFT, the induced charge density[27]

$$\rho(\mathbf{r}, \omega) = \int d\mathbf{r}' \Pi(\mathbf{r}, \mathbf{r}', \omega) V(\mathbf{r}', \omega), \quad (1)$$

where the Kohn-Sham response function, i.e., the density-density response function of non-interacting electrons with unperturbed density ρ_0 , defined by

$$\Pi(\mathbf{r}, \mathbf{r}', \omega) = \frac{\delta \rho[V](\mathbf{r}, \omega)}{\delta V(\mathbf{r}', \omega)}|_{V[\rho_0]}. \quad (2)$$

Here we have transformed the time-domain into the frequency-domain. In Eq.(1), the perturbation potential is

$$V(\mathbf{r}, \omega) = V^{ex}(\mathbf{r}, \omega) + V^{in}(\mathbf{r}, \omega), \quad (3)$$

where $V^{ex}(\mathbf{r}, \omega)$ is external potential, and

$$V^{in}(\mathbf{r}, \omega) = \frac{1}{4\pi\epsilon_0} \int d\mathbf{r}' \frac{\rho(\mathbf{r}', \omega)}{|\mathbf{r} - \mathbf{r}'|} + \int d\mathbf{r}' K_{xc}(\mathbf{r}, \mathbf{r}', \omega) \rho(\mathbf{r}', \omega) \quad (4)$$

is the induced potential. The time-dependent xc kernel is defined by $K_{xc}(\mathbf{r}, \mathbf{r}', \omega) = \delta V^{xc}[\rho](\mathbf{r}, \omega) / \delta \rho(\mathbf{r}', \omega)$. In fact, the density-density response function defined in Eq.(2) is the random-phase approximation (RPA) Lindhard function

$$\Pi(\mathbf{r}, \mathbf{r}', \omega) = 2e^2 \sum_{mn} \frac{f(E_m) - f(E_n)}{E_m - E_n - \omega - i\gamma} \psi_m^*(\mathbf{r}) \psi_n(\mathbf{r}) \psi_n^*(\mathbf{r}') \psi_m(\mathbf{r}'), \quad (5)$$

where $f(E_n)$ is the Fermi-function, $\psi_n(\mathbf{r})$ is the energy eigen-function of electrons in the unperturbed system, and E_n is the eigen-energy. The unperturbed eigenstates can be obtained using local density functional theory. Substituting Eq.(5) in Eq.(1), we have

$$\rho(\mathbf{r}, \omega) = 2e^2 \sum_{mn} \frac{f(E_m) - f(E_n)}{E_m - E_n - \omega - i\gamma} \psi_m^*(\mathbf{r}) \psi_n(\mathbf{r}) [V_{n,m}^{ex}(\omega) + V_{nm}^{in}(\omega)], \quad (6)$$

where $V_{nm}^X(\omega) = \int d\mathbf{r} V^X(\mathbf{r}, \omega) \psi_n^*(\mathbf{r}) \psi_m(\mathbf{r})$. Combining Eq.(6) with Eqs.(4), we can obtain the self-consistent equation for $V^{in}(\mathbf{r}, \omega)$

$$V^{in}(\mathbf{r}, \omega) = 2e^2 \sum_{mn} \frac{f(E_m) - f(E_n)}{E_m - E_n - \omega - i\gamma} \int d\mathbf{r}' K(\mathbf{r}, \mathbf{r}', \omega) \psi_m^*(\mathbf{r}') \psi_n(\mathbf{r}') [V_{n,m}^{ex}(\omega) + V_{nm}^{in}(\omega)], \quad (7)$$

where $K(\mathbf{r}, \mathbf{r}', \omega) = 1/4\pi\epsilon_0 |\mathbf{r} - \mathbf{r}'| + K_{xc}(\mathbf{r}, \mathbf{r}', \omega)$. Multiplying Eq. (7) by $\psi_{m'}^*(\mathbf{r}) \psi_{n'}(\mathbf{r})$ and integrating over the space yields

$$\sum_{mn} [\delta_{m'n',nm} - M_{m'n',mn}(\omega)] V_{nm}^{in}(\omega) = \sum_{mn} M_{m'n',mn}(\omega) V_{n,m}^{ex}(\omega), \quad (8)$$

with

$$M_{m'n',mn}(\omega) = 2e^2 \frac{f(E_m) - f(E_n)}{E_m - E_n - \omega - i\gamma} \int d\mathbf{r} \int d\mathbf{r}' \psi_{m'}^*(\mathbf{r}) \psi_{n'}(\mathbf{r}) K(\mathbf{r}, \mathbf{r}', \omega) \psi_m^*(\mathbf{r}') \psi_n(\mathbf{r}').$$

Now one can calculate the collective charge-oscillation (Eq.(6)) by solving Eq.(8). Setting $V_{n,m}^{ex}(\omega) = 0$, Eq.(8) becomes

$$\sum_{mn} [\delta_{m'n',nm} - M_{m'n',mn}(\omega)] V_{nm}^{in}(\omega) = 0. \quad (9)$$

This is the plasmon eigen-equation we want, and with the equation all the plasmon excitations of a system may be found and are not dependent on the applied external fields. It is worth to point that using the symmetry of $V_{nm}^{in}(\omega)$ and $M_{m'n',mn}(\omega)$, the number of equations in Eqs.(8) and (9) may be reduced. Usually, the eigen states of a confined system may be expressed by real wave-functions, and in this case Eqs.(8) and (9) would be consumedly reduced. According to eigen-equation (9), the plasmon excitation energy $\hbar\omega$ can be determined by $A(\omega) = \det [\delta_{m'n',nm} - M_{m'n',mn}(\omega)] = 0$. However, there would be not real solutions due to the finite small imaginary part $i\eta$. In the practical calculation a small imaginary part $i\eta$ is necessary, and the eigen plasmon excitation energy $\hbar\omega$ is obtained by $\text{Re}[A(\omega)] = 0$, with $\text{Im}[A(\omega)] \sim 0$. This implies that spectrum function $\text{Im}[1/A(\omega)]$ will show a peak at the plasmon energy $\hbar\omega$. Here we want to point that the eigen resolution should be exactly real when $i\eta = i0^+$, and $A(\omega)$ will give an infinite peak at plasmon frequency. This eigen-equation method not only let us find out all the plasmon modes of a system, but also greatly reduces the amount of computation in comparison with the original TDDFT.

Firt we study the plasmon excitation in a quasi-one-dimensional electron gas (Q1DEG) confined within a quantum well with length of $(N+1)a$ and width of $2a$, where a is virtual

lattice constant and taken as 35nm in our calculation. For this model, the unperturbed wave-function is $\sqrt{\frac{2}{(N+1)a^2}} \sin(\frac{n\pi x}{(N+1)a}) \sin(\frac{\pi y}{2a})$. With this model an atomic chain of N atoms may be mimicked. The similar model was employed by Gao and Yuan[7] to study the plasmon excitation of a atomic chains. Their calculations indicate that in comparison with the pure RPA the exchange term $K_{xc}(\mathbf{r}, \mathbf{r}', \omega)$ gives rise to only very slight shift in plasmon frequency. In present work, we are only interested in the qualitative investigation of the plasmon excitation, in particularly finding out all of the collective excitation in the confined systems. Therefore, we will ignore exchange term $K_{xc}(\mathbf{r}, \mathbf{r}', \omega)$ to simplify our calculation.

Our calculation shows that some plasmon eigen-modes corresponding to the peaks of dipole absorption spectra induced by a local uniform field such as $V^{ext}(x, t) = -xE_0e^{-i\omega t}$ [7], but for others of the eigen-modes there is not appearance of the absorption-peak. In Fig. 1(a) we show an eigen-mode by a peak of the spectrum function $\text{Im}[1/A(\omega)]$ at frequency $\omega \approx 0.3058$, and in Fig. 1(b) one can find that this frequency is the zero-point of $\text{Re}[A(\omega)]$, where the number of atoms $N = 12$, and the number of electrons $N_e = 12$. The energy (frequency) is normalized by $\pi^2\hbar^2/2m_ea^2$, and m_e is the mass of electrons. In addition, taking $V^{ext}(x, t) = -xE_0e^{-i\omega t}$ as in Ref.[7], we calculate the dipole strength (absorption spectrum) $P(\omega) = \omega \int x \text{Im}[\rho(\mathbf{r}, \omega)] dx dy$ by using Eq.(6) and (8) In Fig. 1(b), one can find that in the dipole strength functions a peak appears at the same frequency as in Fig. 1(a). In Fig. 2(a) and (b) we show another eigen plasmon excitation around frequency $\omega \approx 0.5392$. However, in Fig. 2(c) one can find that there is no peak in the dipole response function. This indicates that the eigen mode of plasmon shown in Fig. 2 cannot be excited by this applied external field, or this eigen-mode is not a dipolar plasmon. In addition, we also calculate the induced electric field energy[24] and the charges $\int |\rho(\mathbf{r}, \omega)| dx dy$ as the function of external-field frequency, and find no any resonance to appear at the eigen frequency of 0.5393. So, we believe that this excitation mode cannot excited with such the applied field.

In order to understand properties of these eigen plasmon excitations and find out why some modes of them cannot be excited by the applied field, we now study the charge distribution in the eigenstates of collective oscillation. By setting $V_{1,2}^{in}(\omega) = 1$ we calculate the charge density $\rho(\mathbf{r}, \omega)$ of the eigen-states at the eigen-oscillation frequency $\omega = 0.306$ and 0.5393, and show the results in Fig. 3(a) and Fig. 3(b) respectively. One can find that the charge-distribution of the two plasmon modes are very different. In Fig. 3(a), as shown in Ref. [7], both the real and imaginary profiles of the charge-density distribution are

antisymmetric and exhibit likely Friedel oscillations across the systems. However, in Fig. 3(b) the charge-density distribution is symmetric, so in this mode of collective excitation the motion of the electrons is similar to the vibration of atoms in the breathing mode of phonons. It is the symmetric charge-density distribution to cause this mode unable to be excited by a uniform external field, because in this case the electric dipole moment vanishes. The symmetric distribution of charge-density would give rise to a quadrupole moment, corresponding to the quadrupole plasmon mode. The quadrupole plasmon resonance modes in nanostructures have widely reported[28–32]. To the best of our knowledge, however, this type of plasmon excitation has not been reported in the one-dimensional cluster systems. Here, we want to point out that both the asymmetry and symmetry of the charge densities originate from the intrinsic property of the eigenstates, unlike the argument in Ref. [7] that the antisymmetric charge-density results from the antisymmetric external field. In fact, our calculations show that the plasmon excitations of antisymmetric charge-density can be excited by both external fields $V^{ext}(x, t) = -xe^{-i\omega t}$ and $V^{ext}(x, t) = -x^2e^{-i\omega t}$. However the plasmon excitations of symmetric charge-density cannot be excited by $V^{ext}(x, t) = -xe^{-i\omega t}$, but can be excited by $V^{ext}(x, t) = -x^2e^{-i\omega t}$.

For the plasmon excitations of symmetric charge-density, the dipolar moment vanishes, and the interaction energy of the system in uniform applied-field vanishes, so such the mode of plasmons cannot be excited by the uniform field. However, the symmetric distribution of charge-density gives the quadrupole moment \mathfrak{D} , and the interaction energy of the quadrupole is $\mathfrak{D}:\nabla\vec{E}$, therefore we predict that the quadrupole mode of plasmon should be excited by the nonuniform external field. In Fig. 4(a) and (b) we plot the dipole and quadrupole strength as functions of external-field frequency, where the external potentials are $V^{ext}(x, t) = -E_0xe^{-i\omega t}$ and $V^{ext}(x, t) = -F_0x^2e^{-i\omega t}$ in Fig. 4(a) and 4(b) respectively. Here, quadrupole strength is defined as $Q_e(\omega) = \omega \int (x - \frac{L}{2})^2 \text{Im}[\rho(x, \omega)]dx$. In the dipole response function, one can find the similar results in Ref. [7] and [8], it is that redshifts in energy and its intensity increases with the system length. As was pointed in Ref [7] and [8], the increase in intensity results from the accumulation of collectivity in the dipole oscillation. The redshift of the resonance frequency at increased system length can be understood by the reduction of the energy gaps involved in the dipole excitation. Similar behaviors are also found in the quadrupole functions, and compared with the dipole response function, the main plasmon resonance peaks show general blueshifts for all chain lengths. However,

this does not indicate that the quadrupole plasmon excitations are higher than the dipole plasmons. Due to the large difference of strength between the different plasmon resonance peaks, in the plots of Fig. 4 only the contribution of main plasmon peaks can be shown, and those minor plasmon peaks are invisible. If taking in consideration the minor plasmon peaks, the lowest is quadrupole plasmon excitation. For instance, in the system $N = 12$ and $N_e = 12$, the lowest plasmon excitation energy is $\omega \approx 0.185$, which gives a quadrupole plasmon.

The above investigation is performed based on the model of Q1DEG. In order to illustrate the generality of the results, we consider the opposite limit case, namely, we assume that electrons in the atomic chains can be effectively described using a tight-binding model: the extended Hubbard model,

$$H = -t \sum_{l < l', \sigma} (d_{l\sigma}^\dagger d_{l'\sigma} + h.c.) + \sum_{l, \sigma} eV_l^{ex}(t) d_{l\sigma}^\dagger d_{l\sigma} + \frac{U}{2} \sum_{l, \sigma} n_{l\sigma} n_{l-\sigma} + \frac{V}{2} \sum_{l\delta} n_l n_{l+\delta}. \quad (10)$$

After a dynamic mean-field approximation, the frequency-dependent charge response is obtained based on the standard linear response theory,

$$\sum_{l'} \left[\delta_{ll'} - \sum_{l''} \Pi(l, l'', \omega) v_{ll''} \right] \delta Q_{l'}(\omega) = \sum_{l'} e^2 \Pi(l, l', \omega) [V_l^{ex}(\omega)], \quad (11)$$

where $\delta Q_l(\omega) = e\delta n_l(\omega)$ is charge response on site l , $\Pi(l, l', \omega) = 2 \sum_{mn} \frac{f(E_m) - f(E_n)}{E_m - E_n - \omega - i\gamma} \psi_m^*(l) \psi_n(l) \psi_n^*(l') \psi_m(l')$ is the Lindhard function, and $v_{ll'} = \frac{U}{2}$ for $l = l'$ and $v_{ll'} = V$ for $l = l' \pm 1$. Here, $E_n = -2t \cos(\frac{n\pi}{N+1})$, $n = 1, 2, \dots, N$, and $\psi_n(l) = \sqrt{\frac{2}{N+1}} \sin(\frac{n\pi}{N+1}l)$. Following from Eq. 11, both the eigen plasmon excitations and external field induced resonances can be obtain. Qualitatively, the eigen excitations show the same behavior as in the Q1DEG model, and can be divided into two types of plasmons, i. e., dipole and quadrupole plasmon. We show the dipole and quadrupole response functions for different chain-length in Fig. 4(a) and 4(b) respectively, where the energy (frequency) is taken the hopping t as unit, and $U = 3, V = 1$.

In conclusion, we have presented an eigen-equation method for studying plasmon excitations, which is based on TDDFT. Using the method, we have studied the plasmon excitations in the confined Q1DEG systems, and predicted a new type of plasmon excitations, i. e., the quadrupole plasmons, which has not been reported in the one-dimensional systems. Different from the dipole plasmon excitations that correspond to the antisymmetric distribution

of induced charge, the new type of plasmons correspond to the symmetric charge distribution, indicating that the motion of charges in this mode of plasmon oscillation is similar to the atomic vibration in the breathing mode of phonons. Since the dipole moment vanishes in the quadrupole mode of plasmons, their excitation only can be achieved by applying a nonuniform external field, and the quadrupole plasmons may display as the resonance peaks of quadrupole response function. Furthermore, we have shown that the quadrupole plasmon excitations can be predicted in the extended Hubbard models. We expect that this result will prompt theoretical and experimental investigations for finding new modes of plasmon excitations in confined systems, and affect nanoplasmonic device engineering and nanoscale photochemistry.

The work is supported by NSF of China Grants No. 1077404.

-
- [1] K. J. Savage, M. M. Hawkeye, R. Esteban, A. G. Borisov, J. Aizpurua and J. J. Baumberg, Nature (London) 491, 574 (2012).
 - [2] J. Aizpurua, G. Hoffmann, S. P. Apell, and R. Berndt, Phys. Rev. Lett. 89, 156803 (2002).
 - [3] P. Johansson, Phys. Rev. B 58, 10823 (1998).
 - [4] D. J. Bergman and M. I. Stockman, Phys. Rev. Lett. 90, 027402 (2003).
 - [5] E. Prodan, C. Radloff, N. J. Halas, and P. Nordlander, Science 302, 419 (2003).
 - [6] J. Aizpurua, P. Hanarp, D. S. Sutherland, M. Kall, G. W. Bryant, and F. J. Garcia de Abajo, Phys. Rev. Lett. 90, 057401 (2003).
 - [7] S. Gao and Z. Yuan, Phys. Rev. B 72, 121406(R) (2005)
 - [8] J. Yan and S. Gao, Phys. Rev. B 78, 235413 (2008)
 - [9] J. Yan, Z. Yuan, and S. Gao, Phys. Rev. Lett. 98, 216602 (2007)
 - [10] N. Nayyar, V. Turkowski, and T. S. Rahman, Phys. Rev. Lett. 109, 157404 (2012)
 - [11] A. E. DePrince, M. Pelton, J. R. Guest, and S. K. Gray, Phys. Rev. Lett. 107, 196806 (2011)
 - [12] R. F. Oulton, V. J. Sorger, T. Zentgraf, R.-M. Ma, C. Gladden, L. Dai, G. Bartal, and X. Zhang, Nature (London) 461, 629 (2009).
 - [13] K. Nakamura, K. Tanabe, and H. Atwater, Appl. Phys. Lett. 93, 121904 (2008).
 - [14] K. Okamoto, I. Niki, A. Shvartser, Y. Narukawa, T. Mukai, and A. Scherer, Nat. Mater. 3, 601 (2004).
 - [15] N. Fang, H. Lee, C. Sun, and X. Zhang, Science 308, 534 (2005)
 - [16] S. Nie and S. R. Emory, Science 275, 1102 (1997).
 - [17] H. X. Xu, E. J. Bjerneld, M. Käll, and L. Börjesson, Phys. Rev. Lett. 83, 4357 (1999)
 - [18] A. T. Bell, Science 299, 1688 (2003).
 - [19] E. Ozbay, Science 311, 189 (2006).
 - [20] J. Lin, J. P. B. Mueller, Q. Wang, G. Yuan, N. Antoniou, X. C. Yuan, F. Capasso, Science 340, 331 (2013)
 - [21] L. R. Hirsch, R. J. Stafford, J. A. Bankson, S. R. Sershen, B. Rivera, R. E. Price, J. D. Hazle, N. J. Halas, and J. L. West, Proc. Natl. Acad. Sci. U.S.A. 100, 13549 (2003).
 - [22] S. Kummel, K. Andrae, and P. G. Reinhard, Appl. Phys. B 73, 293 (2001)
 - [23] N. Nilius, T. M. Wallis, and H. Ho, Science 297, 1853 (2002)

- [24] R. A. Muniz and S. Haas, A. F. J. Levi, and I. Grigorenko, Phys. Rev. B 80, 045413 (2009)
- [25] A. Cassidy, I. Grigorenko and S. Haas, Phys. Rev. B 77, 245404(2008)
- [26] I. Grigorenko and S. Haas, A. F. J. Levi, Phys. Rev. Lett. 97, 036806 (2006)
- [27] M. Petersilka, U. J. Gossmann, and E. K. U. Gross, Phys. Rev. Lett. 76, 1212 (1996).
- [28] F. Chen, N. Alemu, and R. L. Johnston, AIP Advances 1, 032134 (2011).
- [29] Y. Zhang, T. Q. Jia, D. H. Feng, and Z. Z. Xu, Appl. Phys. Lett. 98, 163110 (2011).
- [30] S. Wu, J. Liu, L. Zhou, Q. Wang, Yi. Zhang, G. Wang, and Y. Zhu, Appl. Phys. Lett. 99, 141104 (2011).
- [31] E. C. Hao, G. C. Schatz, R. C. Johnson, and J. T. Hupp, J. Chem. Phys. 7, 5963 (2002).
- [32] K. Andrae, P.-G. Reinhard, and E. Suraud, Phys. Rev. Lett. 92, 173402(2004); M. I. Tribelsky, and B. S. Lukyanchuk, Phys. Rev. Lett. 97, 263902 (2006)

I. FIGURE CAPTIONS

FIG. 1 An eigen plasmon excitation of dipole-mode in the Q1DEG is shown by a peak of the spectrum function $\text{Im}[1/A(\omega)]$ (a), and corresponds to a zero-point of the function $\text{Re}[A(\omega)]$ (b). Applying the external potential $V^{ext}(x, t) = -E_0 x e^{-i\omega t}$, a resonance peak of dipole response function (c) appears at the eigen excitation. Here the number of atoms $N = 12$, and the number of electrons $N_e = 12$. The energy (frequency) is normalized by $\pi^2 \hbar^2 / 2m_e a^2$, and m_e is the mass of electrons.

FIG. 2 An eigen plasmon excitation of the new-mode is shown by a peak of the spectrum function $\text{Im}[1/A(\omega)]$ (a), and by a zero-point of the function $\text{Re}[A(\omega)]$ (b). In the plot of the dipole response function (c), there is no resonance peak for this mode of plasmon. The parameters are the same as in Fig. 1.

FIG. 3 (Color online) The distribution of the induced charge density for the eigen plasmon excitation of dipole mode (a) and quadrupole mode.

FIG. 4. (Color online) (a) The dipole response of the Q1DEG as a function of the external-field frequency ω , obtained by applying the external potential $V^{ext}(x, t) = -E_0 x e^{-i\omega t}$ for different system length $L = (N + 1)a$. Here N is the number of atoms with interatomic distance $a = 0.35\text{nm}$, and N_e the number of electrons. (b) The quadrupole response function obtained by applying the external potential $V^{ext}(x, t) = -F_0 x^2 e^{-i\omega t}$. Compared with the dipole response function, the main plasmon resonance peaks show general blueshifts for all

system lengths.

FIG. 5. (Color online) (a) The dipole response function of the atomic chains obtained based on the extended Hubbard model, for different numbers of atoms N , and number of electrons N_e . (b) The quadrupole response function the atomic chains obtained based on the extended Hubbard model. Compared with the dipole response function, the main plasmon resonance peaks show general blueshifts for all chain lengths. Here the energy (frequency) is taken the hopping t as unit, and $U = 3, V = 1$.

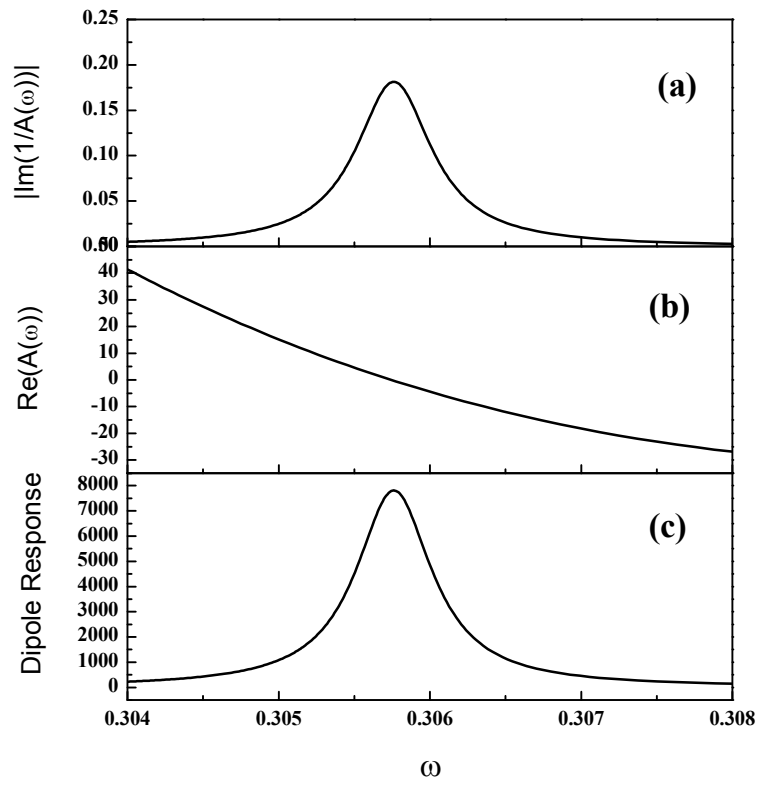


Fig. 1 R. L. Wu et al

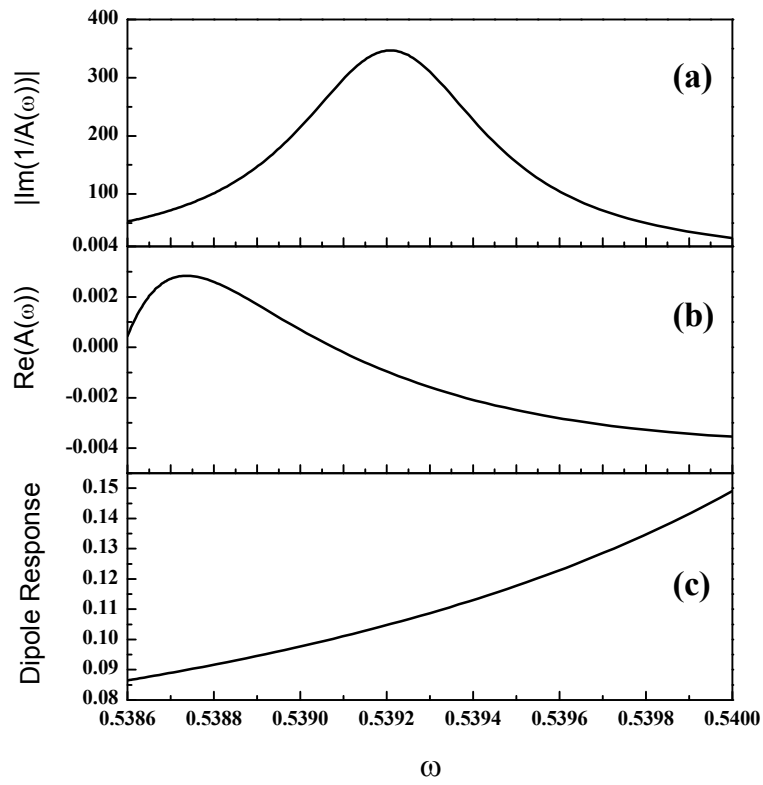


Fig. 2 R. L. Wu et al

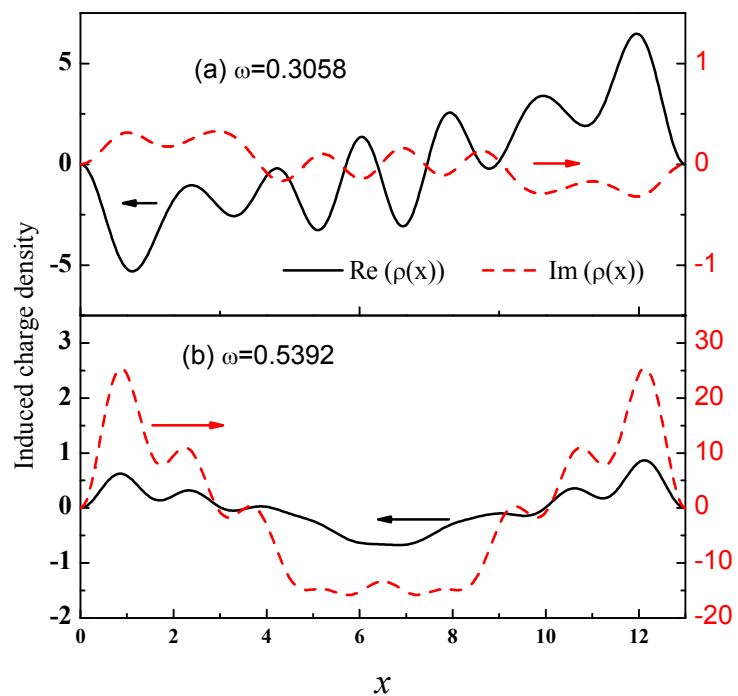


Fig 3 R. L. Wu et al

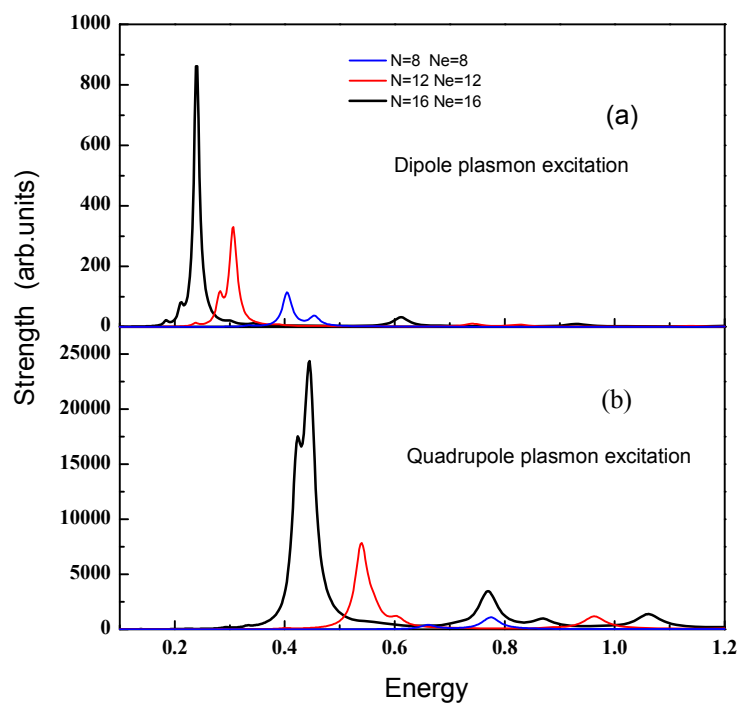


Fig. 4 **R. L. Wu et al**

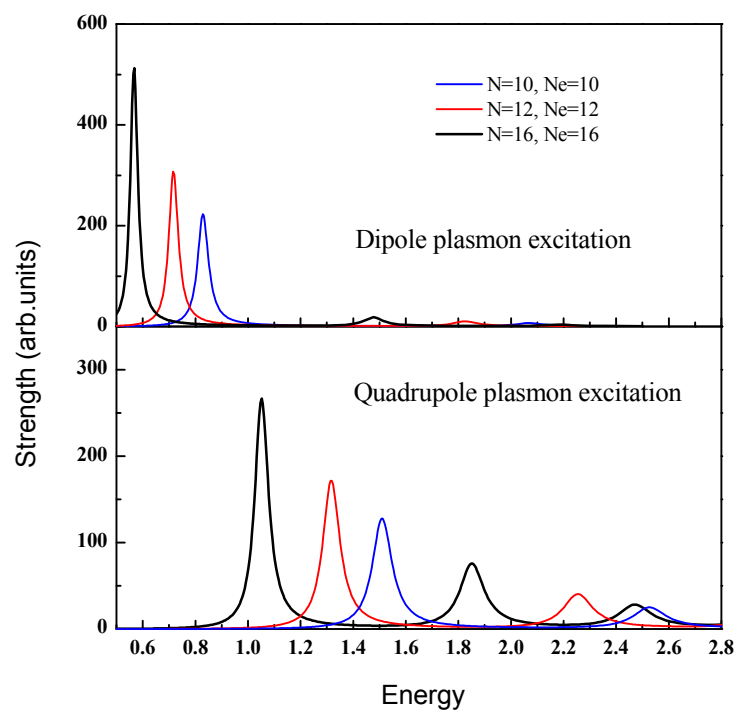


Fig. 5 **R. L. Wu et al**