

Low temperature ordering in easy-axis $S = 1$ kagome and triangular lattice antiferromagnets

Kedar Damle

Department of Theoretical Physics, Tata Institute of Fundamental Research, 1 Homi Bhabha Road, Mumbai 400005, India

Abstract

I review recent work in collaboration with T. Senthil [1] on the low temperature phases of $S = 1$ kagome lattice antiferromagnets in which there is sufficiently strongly single-ion anisotropy D that dominates over the antiferromagnetic exchange J . Earlier results (in collaboration with D. Heidarian [2]) that are relevant for the low temperature physics of similar systems on the triangular lattice are also described briefly.

1. Introduction

In many electrically insulating magnetic materials, the basic interaction between the magnetic moments may be encoded in terms of the antiferromagnetic exchange energy $E = J \sum_{\langle ij \rangle} \mathbf{S}_i \cdot \mathbf{S}_j$; $J > 0$, where J is the exchange constant and the subscripts refer to pairs of nearest-neighbour moments. Here, the spins \mathbf{S} are of course quantum-mechanical operators; however, for many purposes at not too low temperatures, they can be usefully approximated by classical vectors of fixed length, particularly if the spin quantum number S is $3/2$ or higher.

When the magnetic ions form a bipartite lattice, this energy is minimized by the so-called *Neel* state in which all spins lie along a spontaneously chosen axis \mathbf{n} and every spin points anti-parallel to its nearest neighbours [In two and higher dimensions, this picture also gives an essentially correct caricature of the ground state of the full quantum problem on a square or hypercubic lattice.] When one talks of *frustrated* antiferromagnetism, one has in mind magnetic lattices with triangular motifs in them. Clearly, the Neel (antiferromagnetic) state along any axis \mathbf{n} is *frustrated* in the presence of such triangles, since there is no unique way of satisfying all the exchange interactions (Fig 1).

In many situations [3], this results in a macroscopic degeneracy of *classical* minimum energy configurations. At intermediate temperatures T that are less than the exchange J , but are not small enough for the quantum mechanical nature of spins to matter, the spin

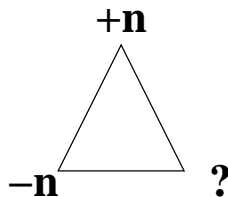


Fig. 1. Three spins interacting antiferromagnetically with each other cannot satisfy the demands of all the exchange interactions

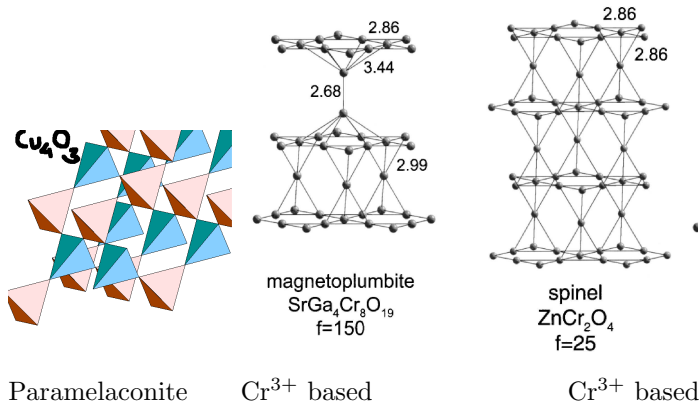


Fig. 2. Some examples: On left is the pyrochlore structure made up of corner sharing tetrahedra whose centers form the diamond lattice, while on the right is the layered kagome structure made up of corner sharing triangles whose centers form the honeycomb net (Figure on the right is taken from Ref [9])

correlations (measured, say, by neutron scattering experiments) in the system simply reflect this macroscopic degeneracy, and can be modeled in a universal way in terms of averages over an ensemble that gives equal weight to each of these minimum energy configurations [4]. However, the ultimate fate of the system at very low temperatures is of course less universal, and depends sensitively on the effects of quantum fluctuations and other (subdominant) interactions acting in this subspace.

Many examples of frustrated magnets are known (Fig 1). On the pyrochlore lattice, these include the Cu^{2+} based $S = 1/2$ magnet paramelaconite [5] and the Cr^{3+} based $S = 3/2$ magnets CdCr_2O_4 and HgCr_2O_4 [6]. Several interesting examples have also been studied on the kagome lattice—these include Cu^{2+} based $S = 1/2$ volborthite and other systems[7], Ni^{2+} based $S = 1$ magnets $\text{Ni}_3\text{V}_2\text{O}_8$ [8], Cr^{3+} based $S = 3/2$ systems [9], and Fe^{3+} based $S = 5/2$ magnets Fe jarosite [10].

While these nearly isotropic examples, particularly those with spin $S = 1/2, 1$ pose interesting questions to the theorist regarding the true low temperature state of an idealized quantum antiferromagnet on these frustrated lattices, there are many other equally interesting examples in which anisotropy effects, particularly *single-ion anisotropy* (a term in the Hamiltonian of the form $-D(\mathbf{S} \cdot \mathbf{n})^2$, where \mathbf{n} is the *easy-axis*) are strong, and sometimes dominant.

One such example in which anisotropy effects dominate is provided by the pyrochlore *spin ice* [11] compound $\text{Ho}_2\text{Ti}_2\text{O}_7$ (Ho^{3+} , $(L + S) = 8$), in which the easy axes \mathbf{n} point outward from center of each tetrahedron and $D \sim 50\text{K}$ is much larger than *ferromagnetic*

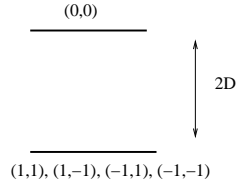


Fig. 3. Level diagram of the two site system

$J \sim 1K$ —indeed, it is the geometry of the easy axes that *frustrates* the ferromagnetic interaction in this case.

Another more recent example is the kagome compound Nd-langasite [12,13] $\text{Nd}_3\text{Ga}_5\text{SiO}_{14}$ (Nd^{3+} , $(L + S) = 9/2$). In this material, the dominant anisotropy term at low temperature is again of the easy-axis variety with the easy axes now pointing perpendicular to the kagome planes.

Such a strong easy axis anisotropy allows one to use a pseudo-spin-1/2 ‘Ising’ description in which each spin has only two allowed states $\mathbf{S} \cdot \mathbf{n} = \pm S$. The low temperature physics is then governed by the action of quantum and thermal fluctuations within the low-energy manifold defined by the restriction of each spin to these allowed states.

2. Easy-axis $S = 1$ kagome magnet

With this background, we consider the $S = 1$ easy axis Kagome lattice antiferromagnet with Hamiltonian

$$H = H_0 + H_1, \quad (1)$$

where $H_0 = -D \sum_i (S_i^z)^2 + J \sum_{ij} S_i^z S_j^z - bJ \sum_i S_i^z$, $H_1 = J \sum_{ij} \mathbf{S}_i^\perp \cdot \mathbf{S}_j^\perp$, and the exchange J is operative only between nearest neighbour pairs of spins.

What is the physics for small J/D ? This is best answered by asking for the perturbative effective Hamiltonian that governs the small J/D dynamics of pseudospin-1/2 (pauli-matrix) variables σ_i which represent the low-energy states of each spin via the correspondence $\sigma^z = \pm 1 \leftrightarrow S^z = \pm 1$ (note that in this language, the pseudo-spin 1/2 raising operator σ^+ that flips a $\sigma^z = -1$ to a $\sigma^z = +1$ state actually transforms the state with $S^z = -1$ to that with $S^z = +1$, completely bypassing the high-energy state $S^z = 0$). We expect that such a perturbative approach will be valid as long as collinear low temperature states are selected by the anisotropy term.

To get a feel for how the perturbation theory in J/D proceeds, it is enough to think about a simple two site system (Fig 2). Clearly, the $JS_1^z S_2^z$ term, being diagonal in S_z basis results in an $\mathcal{O}(J)$ shift in the energies of various S^z eigenstates. On the other hand, the $J\mathbf{S}_{1\perp} \cdot \mathbf{S}_{2\perp}$ term produces (virtual) transitions to $(0, 0)$ excited state of the two spin system. These transitions are responsible for two distinct $\mathcal{O}(J^2/D)$ effects: one is a diagonal term that represents an antiferromagnetic coupling J_z between the pseudo-spins σ^z , while the other is an off-diagonal pseudospin-1/2 exchange term J_\perp .

In the $S = 1$ case, this two-site analysis generalizes easily to the full lattice, giving the leading order effective Hamiltonian

$$\mathcal{H}_{eff} = \frac{J_z}{8} \sum_{\Delta} (\sigma_{\Delta}^z - b/2)^2 - \frac{J_\perp}{4} \sum_{ij} (\sigma_i^+ \sigma_j^- + \sigma_i^- \sigma_j^+) \quad (2)$$

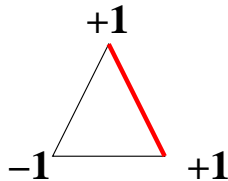


Fig. 4. A *minimally frustrated* triangle with exactly one frustrated bond in it

where $J_z \sim 4J + \dots$ is of course antiferromagnetic, while $J_\perp \sim J^2/D + \dots$ is *ferromagnetic* in nature. With this in hand, our strategy below is to understand the phase diagram of \mathcal{H}_{eff} for general J_z/J_\perp and then specialize to the case $J_z \gg J_\perp$ to draw conclusions regarding original $S = 1$ problem.

One easy to understand regime is the regime in which the ferromagnetic in-plane interactions dominate, *i.e.* $J_\perp \gg J_z$. The resulting ground state is of course a $x - y$ ferromagnet. A good (variational) wavefunction for this ferromagnet is clearly $|\Psi\rangle_0 = \prod_i |\sigma_i^x = +1\rangle$ which polarizes all spins in the x direction. If we think of $\sigma^z = +1$ as presence of hard-core boson, and $\sigma^z = -1$ as vacancy, then this is a *superfluid* state (in this particle language, J_\perp is the particle hopping amplitude, while J_z is nearest neighbour repulsion). The in-plane ferromagnetic order in this state then corresponds to the *off-diagonal long-range order* one expects in a superfluid, that is, $\langle \sigma^+(r)\sigma^-(0) \rangle \rightarrow c_0^2 > 0$ as $r \rightarrow \infty$.

With this in hand, we now ask what happens in this interaction dominated regime $J_z \gg J_\perp$? Usually, if interactions dominate physics of bosons on lattice, the particles localize in some spatial arrangement that minimizes interaction energy, yielding a *bosonic Mott Insulator*. However, in our problem, J_z is frustrated, *i.e.* there is no unique lowest energy spatial arrangement of bosons on the kagome lattice. Instead there is a vast degeneracy of minimally frustrated configurations: All configurations with exactly one *frustrated* bond in each triangle serve equally well to minimize the classical interaction energy J_z (Fig 2).

To make progress in such a situation, we appeal to ideas developed earlier in work on triangular lattice supersolids [14,15,2]. These ideas rely on the observation that the ground state lives entirely in minimum frustration subspace in the $J_z/J_\perp \rightarrow \infty$ [16]. However, the kinetic energy term would still prefer a superfluid state. A good way to reconcile these features is to simply project the superfluid wavefunction $|\Psi\rangle_0$ to the minimally frustrated subspace, *i.e.* consider the variational wavefunction $|\Psi\rangle_\infty = \mathcal{P}_g |\Psi\rangle_0$, where \mathcal{P}_g is the appropriate projection operator.

In more pedestrian terms, this simply amounts to writing out $|\Psi\rangle_0$ in the σ^z basis and keeping only those terms in which the σ^z configuration contains no triangle with more than one frustrated bond. Since all these configurations enter the wavefunction with amplitude one, $|\Psi\rangle_\infty$ is thus the equal amplitude superposition of all possible minimally frustrated configurations, *i.e.* all $T = 0$ states of *classical* Ising model on Kagome lattice.

What is the rationale behind this wavefunction? The answer is simple: First of all, the wavefunction minimizes the potential energy by construction. At the same time, the minimum frustration subspace admits considerable density fluctuations (note that a minimally frustrated triangle can have either two sites occupied and one unoccupied or two sites unoccupied and one site occupied). These density fluctuations suggest that the wavefunction preserves the superfluid character of the unprojected state, and indeed, one can check that $\langle \sigma^+(r)\sigma^-(0) \rangle_\infty \rightarrow c_\infty^2$ as $r \rightarrow \infty$, with $c_\infty^2 < c_0^2$ but non-zero. This

superfluid character implies that the kinetic energy gain is also considerably substantial in this wavefunction, allowing us to conclude that it does indeed provide a good variational description of the large J_z physics.

One immediate consequence of this reasoning is that the the ferromagnetism (or off-diagonal long-range order in boson language) survives all the way to $J_z/J_\perp \rightarrow \infty$. What about σ^z correlations? From the explicit construction above, it is clear that our variational wavefunction *inherits* equal time σ^z correlations of the classical Kagome lattice Ising model at $T = 0$. Borrowing from the work of Huse and Rutenberg [17] on this classical model, we then have $\langle \sigma^z(r)\sigma^z(0) \rangle_\infty \sim e^{-r/\xi}$, that is, the σ^z correlator is short-ranged and there is no diagonal long-range order.

What are the implications of this variational line of thought when it comes to the anisotropic $S = 1$ magnet we started out with? Clearly, $\langle S^z(r)S^z(0) \rangle_\infty \sim e^{-r/\xi}$. In addition, the transverse components \mathbf{S}_\perp of the spin also have purely short ranged correlators, as may be checked easily within our variational framework. There is thus absolutely no spin ordering in the large D/J limit. However, the square of the transverse spin components *do* order as is clear from the operator correspondence $(S^+)^2 \sim \sigma^+$. In other words, we expect $\langle (S^+)^2(r)(S^-)^2(0) \rangle_\infty \rightarrow c_\infty^2$ as $r \rightarrow \infty$. Following the terminology of early proposals for the ordering of the square of the spin [18–20], we dub this ‘spin-nematic’ order.

This is of course a $T = 0$ result. For $T > 0$, quasi-long range order in $(S^+)^2$ will survive, in that there will be a non-zero stiffness to twists in the phase of the nematic order parameter and a corresponding propagating ‘nematic sound’ mode (which is of course in direct correspondence with the propagating sound mode of the quasi-long range ordered Kosterlitz-Thouless superfluid phase).

In terms of experimental signatures, we expect a finite linear magnetic susceptibility for magnetic fields both parallel to, and perpendicular to, the easy axis. Also, the spin structure factor, as measured neutron scattering experiments, will have no signs of any long-range order. However, there will be a T^2 low temperature specific heat, which is a direct consequence of the linearly dispersing mode of the nematic.

How does a finite field $B_z = Jb$ along the easy axis affect the physics? Clearly, the spin nematic is stable for small b , and the magnetization along the z direction increases smoothly in response to the field while preserving the nematic order. However, as the field is increased further, one expects that there is a transition to a magnetization plateau state with magnetization $m = 1/3$ in units of the saturation magnetization.

This may be understood quite easily by starting with the $J_\perp = 0$ classical limit of the pseudo-spin effective Hamiltonian. In this extreme limit, any non-zero b immediately enforces a strong 2:1 constraint on the minimum energy configurations: Two spins in every triangle point must point up along the field, while one must point down, *i.e.* antiparallel to the field.

Naturally, a small non-zero J_\perp treated within perturbation theory then induces quantum fluctuations within this low-energy manifold, and the detailed properties of the resulting magnetization plateau state are thus controlled by the nature of the resulting effective Hamiltonian that acts within this subspace. This dynamics is best characterized by noting that each configuration in this low-energy subspace corresponds uniquely to a dimer cover of the underlying honeycomb lattice whose links pass through the kagome lattice sites, with every down spin associated with the presence of a dimer on the corresponding link of this honeycomb lattice.

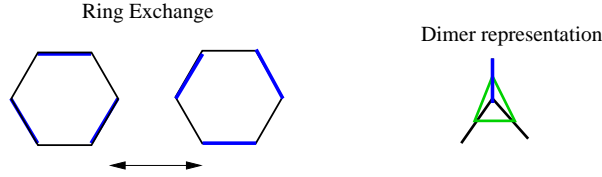


Fig. 5. The small in-plane ferromagnetic exchange coupling induces a *ring exchange* kinetic energy term in the dimer representation of the low-energy manifold of states at one-third magnetization (the blue dimer passes through the only spin that is anti-parallel to the applied field)

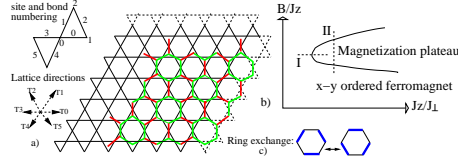


Fig. 6. (From Ref [1]) (a) Periodic Kagome lattice and the honeycomb net whose bonds pass through the kagome sites. In the plaquette ordered state, red honeycomb edges have no dimer ($\sigma^z = +1$), while green hexagons resonate via the ring-exchange process (shown in (c)). In the alternate columnar state at the same wavevector, dimers cover all red edges ($\sigma^z = -1$) but not green ones. Indirect evidence suggests that the plaquette state is realized on the $m = 1/3$ plateau. (b) Schematic phase diagram, showing two possibly different phase transitions associated with the onset of the plateau—of these, the magnetic field driven transition is of course readily accessible in experiments.

To leading order in J_{\perp}/J_z , the effective Hamiltonian then consists of a ring-exchange kinetic energy term that allows every *flippable* plaquette to resonate between its two allowed configurations (Fig 2). Quantum dimer models of this type tend to have lattice-symmetry broken ‘dimer-crystal’ ground states [21], so that is what we expect on the magnetization plateau. Detailed numerical work indeed confirms this expectation, and provides a picture of the resulting state (see Fig 2). In the original anisotropic $S = 1$ problem, this of course corresponds to a spin-density wave state in which the S^z are ‘frozen’ in a lattice-symmetry breaking pattern with distinctive bragg peaks that may be seen in neutron scattering experiments.

This completes our story on the kagome lattice. Two final comments are in order before we close: Firstly, arguments and analyses entirely analogous to those described above, taken in conjunction with the original results of Ref [2,15,22] and subsequent numerical studies of Ref [23], lead us to the conclusion that the large D/J state of the anisotropy dominated $S = 1$ triangular lattice antiferromagnet is a spin-nematic state *with co-existing spin-density wave order*. And finally, the transition between the spin-nematic and the spin-density wave state on the kagome lattice is also of considerable interest [24,25], but falls well outside the limited purview of the present review.

3. Acknowledgements

I would like to acknowledge my collaborators D. Heidarian and T. Senthil, as well as L. Balents, D. Dhar, A. Paramekanti, and A. Vishwanath, for insightful comments and useful discussions. Support from a Ramanujan Fellowship (DST), and computational resources of TIFR are also gratefully acknowledged.

References

- [1] K. Damle and T. Senthil, Phys. Rev. Lett. **97**, 067202 (2006).
- [2] D. Heidarian and K. Damle, Phys. Rev. Lett. **95**, 127206 (2005).
- [3] A. P. Ramirez, Annu. Rev. Mater. Sci. **24**, 453-480 (1994).
- [4] R. Moessner, Can. J. Phys. **79**, 1283 (2001).
- [5] L. Pinsard-Gaudard, J. Rodriguez-Carvajal, A. Gukasov, and P. Monod, Phys. Rev. B **69**, 104408 (2004).
- [6] H. Ueda *et. al.*, Phys. Rev. Lett. **94**, 047202 (2005).
- [7] F. Bert *et. al.*, Phys. Rev. Lett. **95**, 087203 (2005); Y. S. Lee (unpublished).
- [8] G. Lawes *et. al.*, Phys. Rev. Lett. **93**, 247201 (2004); M. Kenzelmann *et. al.*, Phys. Rev. B **74**, 014429 (2006).
- [9] I. Hagemann *et. al.*, Phys. Rev. Lett. **86**, 894 (2001); D. Bono, P. Mendels, G. Collin, and N. Blanchard, Phys. Rev. Lett. **92**, 217202 (2004).
- [10] K. Matan *et. al.*, cond-mat/0602036 (unpublished); T. Yildirim and A. B. Harris, cond-mat/0603280 (unpublished).
- [11] Harris *et. al.*, Phys. Rev. Lett. **79**, 2554 (1997).
- [12] Robert *et. al.*, Physical Review Letters **96**, 197205 (2006).
- [13] P. Bordet *et. al.*, J. Phy: Cond. Mat. **18**, 5147 (2006).
- [14] D. Dhar, (unpublished).
- [15] Melko *et. al.* Phys. Rev. Lett. **95**, 127207 (2005).
- [16] For finite but large J_z/J_\perp , a more precise statement is that the ground state is unitarily equivalent to some linear combination of states in the minimally frustrated subspace. In other words, the physical ground state can be related to a state in the minimally frustrated subspace by a unitary transformation that can be calculated order by order in perturbation theory in J_\perp/J_z ; this distinction does not matter at the level of our discussion here, but can play a role in more detailed calculations.
- [17] D. A. Huse and A. Rutenberg, Phys. Rev. B **45**, 7536 (1992).
- [18] A. F. Andreev and I. A. Grishchuk, Sov. Phys. JETP **60**, 267 (1984).
- [19] L. Gorkov and A. V. Sokol, Pis'ma Zh. Eksp. Teor. Fiz. **52**, 1103 (1990).
- [20] P. Chandra and P. Coleman, Phys. Rev. Lett. **66**, 100 (1991).
- [21] S. Sachdev and M. Vojta, J. Phys. Soc. Japan **69** Suppl. B, 1 (2000).
- [22] S. Wessel and M. Troyer, Phys. Rev. Lett. **95**, 127205 (2005).
- [23] M. Boninsegni and N. Prokof'ev, Phys. Rev. Lett. **95**, 237204 (2005).
- [24] K. Sengupta, S.V. Isakov, Y. B. Kim, Phys. Rev. B **73**, 245103 (2006).
- [25] S.V. Isakov *et. al.*, Phys. Rev. Lett. **97**, 147202 (2006).