

# Bose-Einstein condensation of photons thermalized with gaseous medium inside cavity

Alex Kruchkov

Institute of Condensed Matter Physics, École Polytechnique Fédérale de Lausanne (EPFL),  
CH-1015 Lausanne, Switzerland

alex.kruchkov@epfl.ch

(Dated: February 12, 2022)

Role of medium inside a cavity is crucial for observation Bose-Einstein condensation (BEC) of photons, and not only because of its influence on the establishment of thermodynamic equilibrium of photon gas, but also because of determining the statistical properties of the equilibrium system. In this paper we study the influence of a gaseous medium in a cavity on the statistical and thermodynamical properties of photonic BEC. In the framework of two-level model we show the effect of a gaseous medium on the critical temperature of Bose condensation of photons in the system under study. We illustrate in consequent stages the transition of the system to the state with released light condensate. We derive analytical expressions for a typical spatial extent of the photonic condensate cloud, as well as for spectral width of the condensate peak. We also show how the energy and heat capacity of photon component depend on the temperature. Finally, we demonstrate that the energy of light can be accumulated in the BEC state.

PACS numbers: 67.10.Fj, 67.85.Jk.

Keywords: photons in matter, thermodynamic equilibrium, electromagnetic field in a cavity, Bose-Einstein condensation of photons.

## I. INTRODUCTION

Despite the fact that Bose-Einstein distribution was first obtained for photons [1], until recently the possibility of experimental observation of Bose-Einstein condensation of light seemed to be quite absurd. Reasons for such a common position were mainly the following obvious circumstances. First, it is difficult to imagine a situation where photons, which are considered to be massless particles, could exist in a vacuum in the lowest energy state, i.e. with infinite wavelength. Second, it is difficult to implement a system with the conserved number of photons for arbitrary description parameters of a system. In other words, to observe Bose-Einstein condensation it is necessary to ensure the non-vanishing chemical potential of photons. These difficulties do not arise (or at least not in such an extent) in other boson systems. Recent years were marked by the series of successful experimental realizations of Bose-Einstein condensation in a wide variety of many-particle systems: from ultracold gases of atoms and molecules [2–6] to exciton polaritons systems [7, 8]. Therefore, despite the insuperable (at first glance) hindrances, physicists have been again and again reverting to the tempting idea of condensing light.

A way to get around the first constraint (lack of photon mass) was first proposed in Ref. [9]. In this paper, the authors considered the behavior of photons in the cavity formed by two parallel planes with high reflectivity (Fabry-Perot cavity). Due to the finiteness of the system's longitudinal size (transversal size is infinite in this model), the longitudinal component of the electromagnetic field inside a cavity is quantized. This in turn leads to appearance of an effective mass in the dispersion of photons in cavity. The uniqueness of a choice of the effective mass is provided by exciting the corresponding

longitudinal cavity mode by external laser radiation from the red side of resonance. We also note that although in this paper the authors had being discussed the Bose-Einstein condensation and superfluidity of photons, one cannot obtain directly in this approach the critical temperature of Bose condensation because of the logarithmic divergence of integrals in the model of two-dimensional homogeneous bosonic systems. In addition, in the framework of Ref.[9], photons occupy a vacuum cavity, without any medium, and therefore one can hardly speculate the establishment of thermodynamic equilibrium in the system that is prerequisite to observe BEC.

Therefore the key issue became the question of a possible thermalization of a quasi-constant number of photons in a Fabry-Perot cavity or a similar one. This issue has been resolved rather recently [10]. In this study, the authors have been able to achieve thermodynamic equilibrium of photons in a cavity filled with a liquid organic dye, owing to the balance between the processes of an absorption and re-emission of photons by dye molecules. A total number of photons is conserved in average, and possible small losses (for example, due to imperfections of mirrors) are indemnified by periodic weak pumping. In a subsequent work [11], the authors have produced compelling arguments in favor of the experimental observation of Bose-Einstein condensation of light.

To facilitate the localization of photons inside a microcavity in experiments Refs.[10, 11], authors have used slightly curved mirrors. Due to the finite curvature of cavity walls, photons tend to be stored in geometric center of cavity under the effect of purely geometric pseudopotential. In addition, the presence of this potential in photon dispersion enables us to determine the finite critical temperature of Bose condensation. Upon reaching the condensation point, a blurred photonic "cloud"

transforms into a bright narrow spot. As in a case of ultracold gases experiments, it demonstrates visually the phenomenon of Bose condensation of light in the system under study. Simultaneously, in the inverted space of photonic wave vectors (or their energies), one can observe a narrow intensity peak, corresponding to an amount of condensed photons in the system.

The experiment described in Refs.[10, 11] is relatively simple from the viewpoint of implementation and observation of Bose condensation in other many-particle systems (see for example, [2–6]). However, the result is so intriguing that gives a stimulus to a substantial number of theoretical studies on the subject [12–21]. Despite the considerable progress in this area, the phenomenon of Bose-Einstein condensation of photons has been still studied rather poorly.

In particular, one has not yet considered in full the problem of determining the effect of medium inside cavity on the parameters of Bose condensation of photons in equilibrium with the medium. In other words, it is unclear in what way the medium that is so needed for thermal equilibrium to be achieved, is included in the final equation for determining the critical parameters of the system in Refs.[10, 11]. This question is to some extent studied in Ref.[12], but the system considered therein is spatially isotropic and homogeneous that is rather far from current experimental conditions [10, 11].

One more rather important issue is the consequent derivation of statistical properties, and in the first place the form of the effectively two-dimensional distribution function of photons in a cavity. Recall that the authors of Refs.[10, 11] have used for numerical estimates the form which is valid for the truly two-dimensional Bose condensates. In our opinion, to obtain in this approach the correct expressions for Bose condensation parameters in a consistent and non-contradictory way is rather difficult.

In this paper we mainly pay attention to the above-mentioned issues. Section 2 describes one of the ways to build a statistical description of photons in cavity with medium. Special attention is given to a favorable case of thermodynamic equilibrium. At this stage, in-cavity medium characteristics are introduced into the distribution function of photons. This is to some extent a generalization of the approach used previously by the authors of Ref.[12]. In Section 3, we demonstrate the evolution of the system to the phase transition point; we derive consequently the statistical and thermodynamic characteristics of the photonic component of the system. Finally, we show explicitly that light energy can be accumulated in Bose-condensed photons.

## II. STATISTICAL DESCRIPTION OF PHOTONS IN A CAVITY IN THE PRESENCE OF GASEOUS MEDIUM

On the kinetic stage of evolution, properties of photons, which can be absorbed and re-emitted by medium

inside cavity, can be described with the kinetic equation for a distribution function of photons as (quasi)particles. However, the use of only kinetic equation is insufficient. From the general assumption it is clear, that the behavior of the distribution function of photons is effected by a dispersion law of photons inside a cavity, which should include the consideration of boundary conditions in a self-consistent way.

The dispersion relation for photons in a cavity with the presence of medium, generally speaking, should be determined on the basis of Maxwell's equations supplemented by the boundary conditions on the surfaces of mirrors. In the case of the narrow cavity, confined both sides by two coaxial sections of ideal mirror, the longitudinal modes of the electromagnetic field in the cavity are discrete. Thus for the longitudinal wavenumber  $k_z$  in a case of ideally reflecting boundary conditions one obtains

$$k_z = \frac{\pi q}{l(r)}, \quad (1)$$

where  $q$  is a longitudinal mode number, and  $l(r)$  is a cavity width depending on transversal radius  $r$  (see Fig. 1). Therefore we actually proceed to the cylindrical system of coordinates, where, due to the symmetry of the system under study, photon modes are fully described by two components of wave vector,  $k_z$  and  $k_r$  respectively. In terms of these components, photon energy can be determined as follows:

$$\varepsilon^* = \hbar \tilde{c} k = \hbar \tilde{c} \sqrt{k_z^2 + k_r^2}, \quad (2)$$

where  $\tilde{c}$  is the speed of light in medium. For the sake of simplicity in further expressions throughout this paper the 'tilde' sign will be omitted.

As we have already mentioned, the longitudinal wavenumber is the set of discrete constants (1), and currently one can thermalize only one of these modes in experiment (see Refs. [10, 11]). Therefore, one can treat formula (2) as the expression for relativistic energy of quasiparticle with some effective mass that depends on  $k_z$ . Taking into account a spherical curvature of mirrors to determine distance between them  $l(r)$ , and considering  $l(r)$  much smaller than mirror size, one can expand Eq.(2) as follows (see Refs. [10, 11]):

$$\varepsilon^* = m^* c^2 + \frac{\hbar^2 k_r^2}{2m^*} + \frac{1}{2} m^* \Omega^2 r^2, \quad (3)$$

where we have introduced the photon effective mass

$$m^* \equiv \frac{\hbar k_z(0)}{c}, \quad (4)$$

also as the effective frequency  $\Omega$  of the harmonical pseudo-potential:

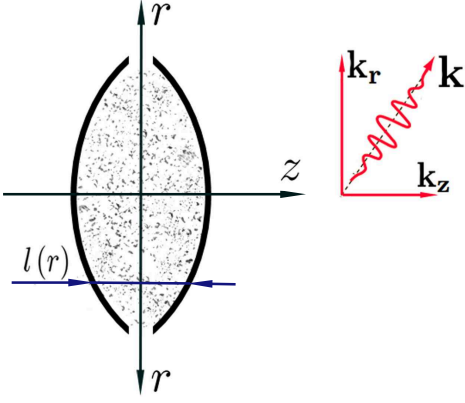


FIG. 1: (Color online) A cavity with thermostatic gaseous medium bordered by two spherically curved mirrors with a distance  $l(r)$  between them. Due to the symmetry of the system, the state space of photon inside the cavity is characterised only by longitudinal  $k_z$  and transverse  $k_r$  wavenumbers.

$$\Omega^2 \equiv \frac{2c^2}{l_0 R}. \quad (5)$$

In the last expression,  $R$  is the curvature radius of mirrors, and  $l_0 \equiv l(0)$  is the width of the cavity on the symmetry axis.

We emphasize here that according to Eq.(3), photons behave themselves as if they were two-dimensional particles with a mass  $m^*$ , moving with kinetic energy  $\hbar^2 k_r^2 / 2m^*$  in external harmonic potential  $\Omega$ . It leads us to a great analogy with the phenomenon of Bose condensation in trapped ultracold gases. In terms of photons, Bose condensation means the macroscopical occupation of lowest energy level, i.e. with  $k_r = 0$ . Therefore, conducting experiments for spectral density of radiation inside cavity, one would measure the peak, corresponding to the frequency

$$\omega_0 = \frac{m^* c^2}{\hbar}. \quad (6)$$

In recent experiments [10, 11] photons have been condensed to the state with energies  $\hbar\omega_0 = 3.2 \cdot 10^{15} \text{ s}^{-1}$  (that corresponds to  $\lambda_0 = 584 \text{ nm}$  in organic dye medium).

We will define the distribution function of photons  $f_\gamma(\mathbf{r}, \mathbf{k}, t)$  as the total amount of photons (both free particles and absorbed during atomic transitions quanta of field), localized at time  $t$  in the unit phase volume  $\{\mathbf{r}, \mathbf{k}\}$ . Behavior of distribution function of photons in cavity on the kinetic stage of evolution obeys the kinetic equation

$$\frac{d}{dt} f_\gamma(\mathbf{r}, \mathbf{k}, t) = I_{coll} \sigma(\mathbf{r}). \quad (7)$$

One should consider the derivative in the left side of the equation (7) as a so-called substantial derivative (see Refs.[22, 23]). Function  $\sigma(\mathbf{r})$  takes into account the finite size of the system. In a simplified case one can consider that  $\sigma(\mathbf{r}) = 1$  if  $\mathbf{r}$  points inside the cavity with medium, and  $\sigma(\mathbf{r}) = \infty$  in other cases. A rate of gaining thermodynamic equilibrium between photons and medium, if it is possible for given parameters of system, is determined by collision integral  $I_{coll}$ , introduced into the right-hand side of Eq.(7). The collision integral  $I_{coll}$  must take into account not only those processes that lead to the establishment of thermodynamic equilibrium, but also the possibility of absorption and re-emission of photons by medium even in equilibrium state of system. In other words, the balance between the processes of creation and annihilation of photons should be also included in the distribution function  $f_\gamma(\mathbf{r}, \mathbf{k}, t)$ .

From general considerations, however, it is clear that the limiting case of thermodynamic equilibrium should be described in a much simpler way than processes that result this state. For time periods to be much more than relaxation time, the correlations between free and bound photons disappear almost entirely. Thereafter, one naturally considers the distribution function of photons, thermalized with medium inside cavity, to be written as

$$f_\gamma(\mathbf{r}, \mathbf{k}) = f(\mathbf{r}, \mathbf{k}) + \tilde{f}(\mathbf{r}, \mathbf{k}), \quad (8)$$

where  $f(\mathbf{r}, \mathbf{k})$  corresponds to equilibrium Bose distribution function of free photons with dispersion law (3) and chemical potential of photons  $\mu^*$ :

$$f(\mathbf{r}, \mathbf{k}) = g^* \left\{ \exp \left( \frac{\varepsilon^* - \mu^*}{T} \right) - 1 \right\}^{-1}, \quad (9)$$

where  $T$  is the temperature of the system in energy units, and quantity  $g^*$  takes into account the possible degeneracy in photon energy (see Ref.[12]). Distribution function (9) should be normalized on the total amount of free photons  $N$  in the system under study,

$$\iint \frac{d\mathbf{k} d\mathbf{r}}{(2\pi)^3} f(\mathbf{r}, \mathbf{k}) = N. \quad (10)$$

Correspondingly, physical quantity  $\tilde{f}(\mathbf{r}, \mathbf{k})$  demonstrates the portion of photons that are bounded with structural units of gaseous medium (atoms or molecules) to create the excited states of these units. Similarly, this distribution function is normalized to the total amount of bounded photons  $\tilde{N}$  in the system under study,

$$\iint \frac{d\mathbf{k} d\mathbf{r}}{(2\pi)^3} \tilde{f}(\mathbf{r}, \mathbf{k}) = \tilde{N}. \quad (11)$$

As a consequence of Eq.(8), the total number  $N_\gamma$  of pumped photons conserves:

$$N_\gamma = N + \tilde{N}. \quad (12)$$

We emphasize that quantities  $f(\mathbf{r}, \mathbf{k})$  and  $\tilde{f}(\mathbf{r}, \mathbf{k})$  in expression (8) and therefore in kinetic equation (7) are purely three-dimensional. Reduction to the effectively two-dimensional problem should be introduced by consequent procedure, taking into account the geometry of cavity. Formal way to do it is to integrate three-dimensional distribution function with respect to  $z$  and then sum for all possible values of  $k_z$ . For example, two-dimensional distribution function of free photons is obtained, following this procedure and taking into account Eqs.(9),(3) and also that only one longitudinal mode  $q$  survives (see Appendix):

$$\begin{aligned} f(r, k_r)|_{2D} &= \sum_{k_z} \int_z \frac{dz}{2\pi} f(\mathbf{r}, \mathbf{k}) \\ &= \frac{g^* q}{2} \left\{ \exp \left( \frac{\hbar^2 k_r^2}{2m^* T} + \frac{m^* \Omega^2 r^2}{2T} + \frac{m^* c^2 - \mu^*}{T} \right) - 1 \right\}^{-1}. \end{aligned} \quad (13)$$

As one can see from Eq.(13), the two-dimensional distribution function of free photons  $f(r, k_r)$  depends on longitudinal mode number  $q$ . Consequently, the critical number of photons to observe Bose condensation also depends on  $q$  (See Section 3).

Note also the following circumstance. In the large range of gaseous medium parameters, the amount of bounded photons can be relatively weak,  $\tilde{f}(\mathbf{r}, \mathbf{k}) \ll f(\mathbf{r}, \mathbf{k})$ . Therefore, from mathematical point of view one can treat  $\tilde{f}(\mathbf{r}, \mathbf{k})$  as the a perturbation of  $f(\mathbf{r}, \mathbf{k})$  in Eq.(8). Taking into account Eqs.(9),(3) one may state that the perturbation parameter is proportional to the photon effective mass (4) for other parameters of system (temperature, chemical potential of photons etc.) to be constant. In this sense, one can contend that interactions between photons and matter re-define the photon effective mass.

### III. STATISTICAL AND THERMODYNAMICAL PROPERTIES OF BOSE-EINSTEIN CONDENSATION OF PHOTONS IN A CAVITY

To define a transition temperature for the Bose-Einstein condensate of photons in matter, one needs to introduce a condition for the chemical potential of photons similar to those ones in the theory of atomic BEC [for details see Ref.[12]]:

$$\mu^*(T \leq T_c) = m^* c^2. \quad (14)$$

This condition ensures the distribution function of free photons (9) to be positive. Before determining critical

parameters, we examine the process of gaining the phase transition. We introduce a two-dimensional density of free photons in cavity normalized on the total number of free photons  $N$ :

$$n(r) = \frac{1}{(2\pi)^3} \sum_{k_z} \int_z dz \int_{\mathbf{k}_r} d\mathbf{k}_r f(\mathbf{r}, \mathbf{k}), \quad (15)$$

Calculating the integrals in the expression (15) and using definition (9), one can easily manifest an explicit expression for the upside of the critical point in the system under study:

$$\begin{aligned} n(r) &= \frac{g^* q}{4\pi} \frac{m^* T}{\hbar^2} \\ &\times \ln \left\{ 1 - \exp \left[ \frac{1}{T} \left( \mu^* - m^* c^2 - \frac{1}{2} m^* \Omega^2 r^2 \right) \right] \right\}^{-1}. \end{aligned} \quad (16)$$

According to the definition of the critical point (14) and the density of free photons (9), the chemical potential of photons cannot overflow the value of  $m^* c^2$ . Consequently, one can plot a spatial distribution of light intensity in the cavity, using the expression (16) for the photon density profile  $n(r)$  with different chemical potential  $\mu^*$ , and it will correspond to the different temperatures above the critical one.

Figure 2 shows the three-dimensional plots showing the spatial dependence for the density of free photons  $n(r)$  for three different chemical potentials: in the cases (a), (b) - before the criticality (where  $\mu^* < m^* c^2$ ) and in the case (c) - at the critical point (where  $\mu^* = m^* c^2$ ). Figure 2 was plotted for parameters of the system, similar to parameters of experimental setup [11]: the longitudinal mode number  $q = 7$ , effective potential  $\Omega \approx 3 \cdot 10^{11} \text{ s}^{-1}$ , photon's effective mass  $m^*$  in order of  $10^{-35} \text{ kg}$  and room temperature  $T = 300 \text{ K} \approx 2.6 \cdot 10^{-2} \text{ eV}$ . Note that the peak on the plot (c), where the Bose-Einstein condensation starts, is actually infinite but cut due to our restricted visualization possibilities. For these reasons we do not introduce the vertical scale for  $n(r)$ .

We can define luminosity of light radiation inside cavity as an energy transferred through the unit surface [25]. This quantity can be calculated as the function of radial coordinate by summing all the energies of thermalized photons inside cavity with correspondent weight given by Bose-Einstein distribution function:

$$I(r) = \frac{1}{(2\pi)^3} \sum_{k_z} \int_z dz \int_0^\infty \frac{g^* \varepsilon^*(k_r, r) d(\pi k_r^2)}{\exp \left[ \frac{1}{T} (\varepsilon^*(k_r, r) - \mu^*) \right] - 1}, \quad (17)$$

where  $\varepsilon^*(k_r, r)$  is given by the expression (3). Taking now into account expression (16), and introducing a dimensionless quantity  $\xi = \hbar^2 k_r^2 / 2m^* T$ , one can rewrite (17) in a more convenient form:



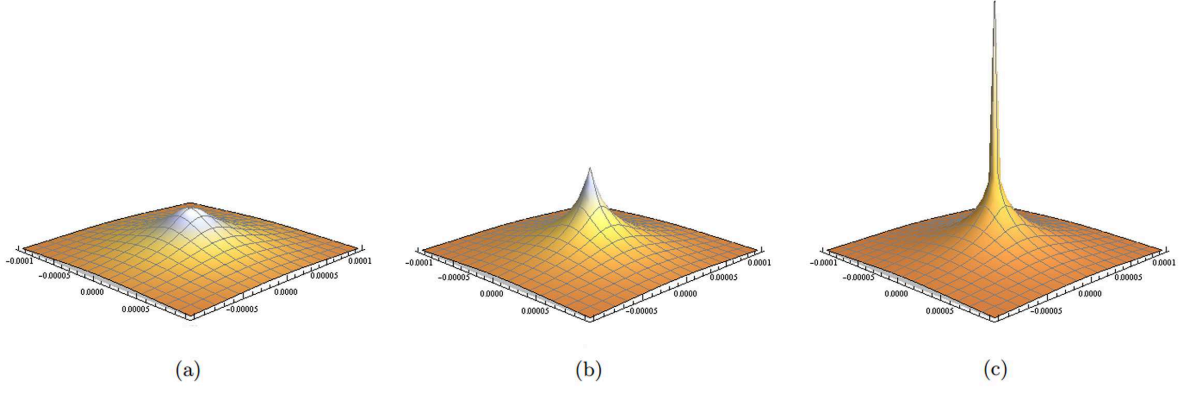


FIG. 2: (Color online) Consequent stages of evolution of the system towards the critical point of Bose-Einstein condensation of photons: (a), (b) - before the condensation starts, (c) - at the BEC phase transition point. A height of every three-dimensional plot corresponds to the spatial density of free photons  $n(r)$  plotted as a function of cartesian coordinates  $(x, y)$  for different chemical potentials of photons  $\mu^*$ . Note that in the case (c) the height of peak,  $n(0)$ , is actually infinite. Naturally, the Bose-Einstein condensation of photons starts at the geometrical center of the cavity,  $r = 0$ .

$$I(r) = \left( m^* c^2 + \frac{1}{2} m^* \Omega^2 r^2 \right) n(r) + \frac{g^* q m^* T^2}{4\pi \hbar^2} \int_0^\infty \frac{\xi d\xi}{e^{\xi + u(r)} - 1}, \quad (18)$$

where  $u(r)$  is also a dimensionless quantity that refers to "potential" energy:

$$u(r) = \frac{m^* \Omega^2}{2T} r^2 + \frac{m^* c^2 - \mu^*}{T}. \quad (19)$$

Unfortunately, the improper integral in (18) can be expressed only in terms of special functions. However, one can always calculate it numerically in order to compare with experimental observations.

Figure 3 shows the spatial distribution of the light luminosity  $I(r)$  for two cases: (a) - before the criticality ( $\mu^* < m^* c^2$ ); (b) at the critical point ( $\mu^* = m^* c^2$ ). These figures were plotted for the parameters of the system, similar to the parameters of experimental setup [11], which were mentioned above. One can easily see the appearance of the bright spot in the center of a cavity at the BEC transition point (the position of the spot corresponds to the minimum of "potential" energy). This completely coincides with the results of visual part of experimental observation of Bose-Einstein condensation of photons in a microcavity [11], where the same bright spot is observed as the system evolves to the state with Bose-Einstein-condensed light.

So that is the reason why we need the curved mirrors: we can observe Bose-condensed photons visually.

We shall calculate the critical total number of photons  $N_c$ , which is necessary to be pumped into a cavity to

ensure the phase transition. According to the definition of the critical point (14), the critical number of photons is determined by the expression:

$$N_c = \iint \frac{d\mathbf{k} d\mathbf{r}}{(2\pi)^3} f_\gamma(\mathbf{r}, \mathbf{k}) \Big|_{\mu^* = m^* c^2}. \quad (20)$$

Performing the integration and taking into account Eqs. (8) - (11), for the cavity with photonic modes (3) one obtains:

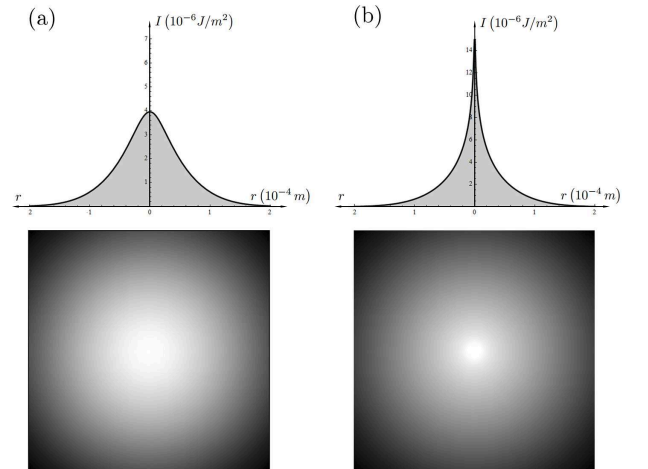


FIG. 3: Spatial distribution of light luminosity, defined by expression (17), inside a cavity: (a) - before the Bose condensation; (b) - as Bose condensation of photons starts. One can detect BEC state by observation the bright spot in the geometrical center of a cavity.

$$N_c = g^* \frac{\pi^2}{12} q \left( \frac{T_c}{\hbar\Omega} \right)^2 + \tilde{N}(T_c), \quad (21)$$

where  $T_c$  is the critical temperature of Bose-Einstein condensation in the system consisting of  $N_c$  photons in total, among which  $\tilde{N}(T_c)$  are bounded with atoms at current temperature. In general, Eq. (21) is an intricate equation that should be solved in a self-consistent way taking into account, for example, the kinetic equation for distribution function. However, in the sake of simplification we shall use the expression for the amount of photons bounded with non-interacting two-level atomic gas in the system with chemical potential of photons to be conserved [see Ref. [12]]:

$$\frac{\tilde{N}(T)}{N_a} = \left( 1 + \frac{g_{\alpha_1}}{g_{\alpha_2}} e^{\Delta/T} \right)^{-1}, \quad (22)$$

where  $N_a$  is the number of two-level atoms,  $g_{\alpha_1}$ ,  $g_{\alpha_2}$  are degeneracies of the ground and excited atomic levels with energies  $\varepsilon_{\alpha_1}$ ,  $\varepsilon_{\alpha_2}$  correspondingly, and  $\Delta$  is resonance detuning,

$$\Delta = \varepsilon_{\alpha_2} - \varepsilon_{\alpha_1} - \hbar\omega_0, \quad (23)$$

with  $\omega_0$  given by formula (6). Therefore substituting (22) into (21), one obtains the expression to determine the necessary amount of pumped into the systems photons to observe BEC:

$$N_c = g^* \frac{\pi^2}{12} q \left( \frac{T_c}{\hbar\Omega} \right)^2 + N_a \left( 1 + \frac{g_{\alpha_1}}{g_{\alpha_2}} e^{\Delta/T_c} \right)^{-1}. \quad (24)$$

Now we can estimate an effective number of photons to start Bose condensation inside cavity. For photons with longitudinal mode  $q = 7$  thermalized at room temperature  $T = 300 \text{ K}$  inside the cavity with similar parameters as in Ref.[11], we need around  $N_c \approx 3 \cdot 10^5$  particles.

The number of photons in BEC state beneath the critical point ( $T < T_c$ ) is given by expression

$$N_{\mathbf{k}_r=0}(T) = N_\gamma - \frac{\pi^2}{12} g^* q \left( \frac{T}{\hbar\Omega} \right)^2 - N_a \left( 1 + \frac{g_{\alpha_1}}{g_{\alpha_2}} e^{\Delta/T} \right)^{-1}, \quad (25)$$

where  $N_\gamma$  is a total amount of photons pumped in the system [see (12)]. In the limiting case of zero temperature the number of condensed photons is

$$N_{\mathbf{k}_r=0}(T=0) = \begin{cases} N_\gamma, & \text{if } \Delta > 0, \\ N_\gamma - N_a, & \text{if } \Delta < 0. \end{cases} \quad (26)$$

To facilitate experimental implementation of photonic BEC, it is desirable to make favorable conditions for increasing the number of condensed photons. According to expression (26) one should choose the case of  $\Delta > 0$ , or, in other words, the red side of resonance  $\hbar\omega_0 < \varepsilon_{\alpha_2} - \varepsilon_{\alpha_1}$ . It is possible to do it because one can manage the geometry of cavity with photons and therefore take  $\omega_0$  under the control.

It is instructive to show how the critical temperature  $T_c$  of the Bose-Einstein condensation of photons depends on the total number  $N_\gamma$  of photons in the system, and to compare this dependence with traditional fractional-power laws in alkali atoms BEC experiments (see e.g. Ref.[24]). Unfortunately, the equation (24), which also determines the functional dependence  $T_c(N_\gamma \equiv N_c)$ , cannot be solved analytically in elementary functions of  $N_\gamma$ . Therefore, the only possibility is to solve it numerically, for the system parameters to be close to experimental ones. However, the behavior of solution depends crucially on the detuning parameter  $\Delta$ , given by Eq.(23), and reveals different condensation regimes. The existence of such regims in three-dimensional systems was first studied in Ref.[12]. Figure 4 shows few of these regimes that are possible for a constant number  $N_a$  of gaseous medium's structural units. Plotting Fig. 4, we took into consideration that  $0 < \Delta \ll \hbar\omega_0$ : It is desirable, as we mentioned above, to have the positive detuning, but on the other hand this detuning should be rather small for thermalization of light on the gaseous medium to be possible. The traditional fractional-power law regime (a curve labeled as  $\Delta_3$  on Fig. 4) is thereby only one of few possible regimes of condensation of photons (see also Ref.[12]).

We now put into consideration the spectral density of free photons  $\nu_{\mathbf{k}_r}$  in the phase space of transversal wavevectors  $\mathbf{k}_r$ , defined by the following normalization condition:

$$\int \nu_{\mathbf{k}_r} d\mathbf{k}_r = N, \quad (27)$$

where  $N$  is the total number of free photons in the system that are in thermodynamical equilibrium with components of the system. In the case of two-level atomic gas, as we have already mentioned, this quantity can be expressed explicitly:

$$N = N_\gamma - N_a \left( 1 + \frac{g_{\alpha_1}}{g_{\alpha_2}} e^{\Delta/T} \right)^{-1}. \quad (28)$$

It is convenient to give the spectral density of free photons  $\nu_{\mathbf{k}_r}$  beneath the phase transition point in a form

$$\nu_{\mathbf{k}_r} = N_{\mathbf{k}_r=0} \delta(\mathbf{k}_r) + \nu_{\mathbf{k}_r \neq 0}. \quad (29)$$

where  $\delta(\mathbf{k}_r)$  is the two-dimensional (2D) Dirac delta-function. The quantity  $\nu_{\mathbf{k}_r \neq 0}$  describes the spectral den-

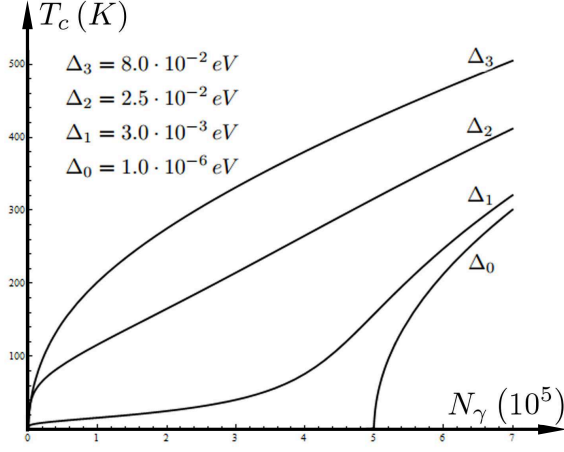


FIG. 4: Critical temperature  $T_c$  as a function of the total number of photons  $N_\gamma$  in the system, plotted according to Eq.(24) for different values of detuning parameter  $\Delta$ . The phenomenon of BEC of light demonstrates different regimes of condensation. The resonant regime ( $\Delta_0 \approx 0$ ) is desirable from the viewpoint of photon gas thermalization.

sity of photons with non-zero transverse momenta  $\mathbf{k}_r$ , obtained from distribution function  $f(\mathbf{r}, \mathbf{k})$ :

$$\begin{aligned} \nu_{\mathbf{k}_r \neq 0} &= g^* \sum_{k_z} \int_V \frac{dV}{(2\pi)^3} \left\{ \exp \left( \frac{\hbar^2 k_r^2}{2m^* T} + \frac{m^* \Omega^2 r^2}{2T} \right) - 1 \right\}^{-1} \\ &= \frac{g^* q}{4\pi} \frac{T}{m^* \Omega^2} \ln \left[ 1 - \exp \left( -\frac{\hbar^2 k_r^2}{2m^* T} \right) \right]^{-1}. \end{aligned} \quad (30)$$

For the convenience of subsequent discussion, we introduce also the quantity  $N_{\mathbf{k}_r \neq 0}$ , showing the amount of non-condensed particles below the BEC transition point:

$$\begin{aligned} N_{\mathbf{k}_r \neq 0} &= \lim_{\delta \rightarrow +0} \int_{\delta}^{\infty} 2\pi k_r \nu_{\mathbf{k}_r \neq 0} dk_r \\ &= \frac{\pi^2}{12} g^* q \left( \frac{T}{\hbar \Omega} \right)^2, \end{aligned} \quad (31)$$

so the total number of free photons in system under study is given as the sum of the condensed and non-condensed contributions,  $N = N_{\mathbf{k}_r=0} + N_{\mathbf{k}_r \neq 0}$ .

In the case when all the particles are Bose-condensed, the spectral density of photons  $\nu_{\mathbf{k}_r}$ , according to Eq.(29), is a delta-peaked function. Of course, in the real experiment, when one measures the spectrum of photons in cavity, the spectral width is limited due to the finite resolution of a measuring device. Recall that the phenomenon of Bose-Einstein condensation of photons in microcavity is recognised in essence only due to appearance of a sharp peak in a vicinity of the cut-off frequency  $\omega_0$  [see

Ref. [11]]. But even before the resolution limit is gained, the peak has a finite width "blurred" due to the thermal fluctuations of non-condensed particles, and consequently the spectral width of measured signal, generally speaking, will depend on the temperature of the system. The thermal blur of the Bose-condensed signal can be characterized by the quantity

$$\hbar \langle \omega - \omega_0 \rangle \simeq \frac{\hbar^2}{2m^*} \langle k_r^2 \rangle. \quad (32)$$

The mean value of the squared transverse wavevector  $\langle k_r^2 \rangle$  can be found with the help of averaging the quantity  $k_r^2$  over the state space with the photon spectral function  $\nu_{\mathbf{k}_r}$ :

$$\begin{aligned} \langle k_r^2 \rangle &= \frac{1}{N} \int \nu_{\mathbf{k}_r} k_r^2 d\mathbf{k}_r \\ &= \frac{g^* q}{4N} \frac{T}{m^* \Omega^2} \int_0^{\infty} \ln \left[ 1 - \exp \left( -\frac{\hbar^2 k_r^2}{2m^* T} \right) \right]^{-1} k_r^2 d(k_r^2). \end{aligned} \quad (33)$$

After some hackneyed algebra, one can obtain the following expression for the mean value of the transverse wavevector squared:

$$\langle k_r^2 \rangle = \zeta(3) g^* q \frac{m^* T^3}{N \hbar^4 \Omega^2}, \quad (34)$$

where  $\zeta(3) \approx 1.2$  refers to Riemann zeta function. By substituting Eq.(34) into Eq.(32), one obtains the blur of condensed light signal:

$$\hbar \langle \omega - \omega_0 \rangle = \frac{\zeta(3) g^* q}{2N} \frac{T^3}{(\hbar \Omega)^2}. \quad (35)$$

Taking into account Eq.(31), formula (35) can be also written in the form:

$$\hbar \langle \omega - \omega_0 \rangle = 6\pi^{-2} \zeta(3) \left( \frac{N_{\mathbf{k}_r \neq 0}}{N} \right) T. \quad (36)$$

Expression (36) shows that for the fixed relative amount of condensed photons  $N_{\mathbf{k}_r \neq 0}/N$ , the blur caused by thermal fluctuations of non-condensed photons is linear on the system's temperature  $T$ .

One can also calculate the variance and standard deviation of the thermal fluctuations of non-condensed photons below the BEC transition point. Similar to the expression (33), the variance can be found as

$$\begin{aligned} \hbar^2 \langle (\omega - \omega_0)^2 \rangle &= \left( \frac{\hbar^3}{2m^*} \right)^2 \langle k_r^4 \rangle \\ &= \frac{\pi^4 g^* q}{90 N} \frac{T^4}{(\hbar \Omega)^2}. \end{aligned} \quad (37)$$

Therefore, for the standard deviation one obtains the following expression:

$$\hbar \sqrt{\langle (\omega - \omega_0)^2 \rangle} = \pi \sqrt{\frac{2}{15}} \left( \frac{N_{\mathbf{k}_r \neq 0}}{N} \right)^{1/2} T. \quad (38)$$

According to expressions (36) -(38), the effects caused by the thermal blur are suppressed when the number of condensed photons  $N_{\mathbf{k}_r=0}$  increases. As a consequence, the observed spectral peak becomes sharper if the amount of condensed photons grows.

To compare with the current experimental results on Bose-Einstein condensation of photons in a microcavity [see Refs.[10],[11]], we make here the following numerical estimate. For the parameters of the system, similar to the parameters of experimental setup, and the relative amount of condensed photons  $N_{\mathbf{k}_r \neq 0}/N \approx 50\%$ , formula (36) gives us the value  $\hbar \langle \omega - \omega_0 \rangle \sim 10^{-2}$  eV. Note that a similar thermal blur is observed in experiment [11].

We now proceed to the description of spatial parameters of observed phenomenon. By analogy with a trapped BEC of ultracold alkali gases, we shall call a spatially localized thickening of condensed particles as a "cloud". The average spatial extent of a cloud of the condensed photons can be estimated as:

$$\langle r \rangle = \frac{1}{N} \int_0^\infty r [n_{\mathbf{k}_r=0}(r) + n_{\mathbf{k}_r \neq 0}(r)] d(\pi r^2). \quad (39)$$

Recall that the exact spatial dependence of the density of condensed photons  $n_{\mathbf{k}_r=0}(r)$  is unknown. Therefore one cannot perform explicitly the averaging in (39). So we shall go the following way. Apparently one can rewrite the expression (39) in a form:

$$\langle r \rangle = \frac{N_{\mathbf{k}_r=0}}{N} \langle r \rangle_{T=0} + \frac{N_{\mathbf{k}_r \neq 0}}{N} \langle r \rangle_{T \neq 0}. \quad (40)$$

where  $\langle r \rangle_{T=0}$  is a typical radius of the condensed cloud if the thermal blur is absent, and  $\langle r \rangle_{T \neq 0}$  is the contribution of non-condensed photons to the smearing of condensed cloud. For the first quantity, the following estimate in order of magnitude is legitimate:

$$\langle r \rangle_{T=0} \sim a, \quad (41)$$

where  $a$  is a typical spatial extent of trapped BEC with negligibly small interactions between composing bosons [for details see for example Ref.[24]],

$$a = \sqrt{\frac{\hbar}{m^* \Omega}}. \quad (42)$$

The quantity  $\langle r \rangle_{T \neq 0}$ , appearing in formula (40), depends on the spatial distribution of non-condensed photons

$n_{\mathbf{k}_r \neq 0}(r)$  which is known even beneath the BEC transition point. It can be easily obtained from the Eq.(15) taking into account expression (14). Therefore, taking into account Eq.(31), the "thermal" contribution to the smearing of a cloud can be calculated as:

$$\langle r \rangle_{T \neq 0} = \frac{3\sqrt{2}}{\pi^{3/2}} \zeta(5/2) \sqrt{\frac{T}{m^* \Omega^2}}. \quad (43)$$

Note that the quantity  $\sqrt{T/m^* \Omega^2}$  defines a typical distance where the effective "potential" energy [the third term in the right-hand side of the expression (3)] becomes in the order of the system's temperature  $T$ . We also note here that the ratio between the two spatial parameters depends only on the amount of non-condensed photons:

$$\frac{\langle r \rangle_{T \neq 0}}{\langle r \rangle_{T=0}} \sim \sqrt{\frac{T}{\hbar \Omega}} \sim \sqrt[4]{N_{\mathbf{k}_r \neq 0}}.$$

Therefore, according to the formulae (40)-(43), with lowering the temperature of the system  $T$ , or increasing the relative amount of condensed photons for the fixed temperature, the radius of the photonic cloud is reduced.

It is appropriate to make here the following numerical estimates. Using expressions (42)-(43) for the parameters of the system, similar to the parameters of experimental setup in Ref.[11], one obtains numerical values  $a \sim 10^{-5} m$  and  $\langle r \rangle_{T \neq 0} \approx 10^{-5} m$ . Therefore, one can conclude that both of the spatial extents  $\langle r \rangle_{T=0}$ ,  $\langle r \rangle_{T \neq 0}$  give approximately equal contributions and thus none of them can be neglected in the present system. Note also that our calculations are in a good agreement with experimental observations: in the experiments [11], the spatial extent of cloud in an intermediate case (i.e. when there is a condensate, but not all of the photons have been condensed) is approximately  $4 \cdot 10^{-5} m$ .

Finally, we shall calculate thermodynamic properties of the photon gas with condensate. First, it is interesting to calculate the total energy of the photons after they have been thermalized with medium inside cavity. The easiest way to do it is to add the energy of condensed photons to the energy of photons with non-zero transverse momentum:

$$E = N_{\mathbf{k}_r=0} \hbar \omega_0 + \frac{g^*}{(2\pi)^3} \sum_{k_z} \int_z dz \int_0^\infty d(\pi k_r^2) \times \int_0^\infty d(\pi r^2) \frac{\hbar \omega_0 + \hbar^2 k_r^2 / 2m^* + m^* \Omega^2 r^2 / 2}{\exp \left[ \frac{\hbar^2 k_r^2}{2m^* T} + \frac{m^* \Omega^2 r^2}{2T} \right] - 1}. \quad (44)$$

Calculating the integrals in (44), one can obtain the following temperature dependence of the light total energy beneath the BEC transition point:

$$E = N \hbar \omega_0 + \zeta(3) g^* q \frac{T^3}{(\hbar \Omega)^2}. \quad (45)$$



We emphasize here that photons in the BEC state possess the total energy of amount:

$$E_{\mathbf{k}_r=0} = N_{\mathbf{k}_r=0} \hbar\omega_0. \quad (46)$$

We can also introduce the heat capacity of the photonic system in a conventional way,  $C \equiv dE/dT$ . Thus we define the heat capacity of the photonic gas, thermalized with in-cavity medium, both beneath and above the phase transition point:

$$C = 3\zeta(3) g^* q \frac{T^2}{(\hbar\Omega)^2}. \quad (47)$$

The expression (45) can be also formulated in a more traditional appearance by using the definition for the total number of non-condensed photons (31) :

$$E = N \hbar\omega_0 + \frac{12\zeta(3)}{\pi^2} N_{\mathbf{k}_r \neq 0} T. \quad (48)$$

Note that  $12\zeta(3)/\pi^2 \approx 1.46$  is not far from the factor  $\frac{3}{2}$  for the energy of an ideal three-dimensional gas of classical particles with the fixed total number  $N_{\mathbf{k}_r \neq 0}$ .

One can introduce the quantity  $\eta$  showing the ratio of the energy of condensed photons to the total light energy in the system under study:

$$\eta = \frac{E_{\mathbf{k}_r=0}}{E} = \frac{N_{\mathbf{k}_r=0}}{N} \left[ 1 + \frac{12\zeta(3)}{\pi^2} \left( 1 - \frac{N_{\mathbf{k}_r=0}}{N} \right) \frac{T}{\hbar\omega_0} \right]^{-1}. \quad (49)$$

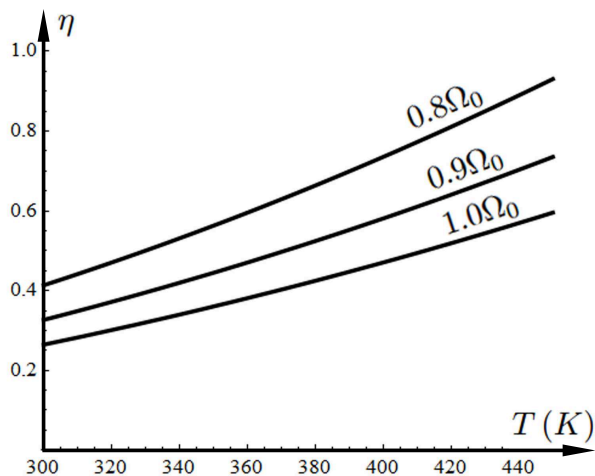


FIG. 5: Efficiency of light conversion  $\eta$  as a function of the temperature  $T$  of the system, plotted for different values of trapping frequency  $\Omega$ . The efficiency  $\eta$  increases as a function of temperature. Even a small change in geometrical parameters, causing the change of  $\Omega$ , can sufficiently increase the efficiency of light conversion.

Obviously, there are conditions when  $\eta \approx 1$  and therefore all the in-cavity light radiation energy will be accumulated in the Bose-condensed state of light. According to Eq.(49), one can control and manipulate the efficiency of the energy conversion  $\eta$  to maximize the amount of light energy stored in the monoenergetic BEC state. It could be done by varying both the geometrical and thermodynamical parameters of a cavity with a medium.

From a thermodynamical point of view, it is interesting to follow the temperature dependence of  $\eta$ . This can be done, taking into account Eq.(31). Figure 5 shows the plots of temperature dependence  $\eta(T)$  for different geometrical parameters of system, which causes different value for trapping frequency  $\Omega$ , in units of  $\Omega_0 = 2.6 \cdot 10^{11} \text{s}^{-1}$  used in experiments [11]. For numerical calculations we took the total number of free photons in order of  $10^6$ . Curiously, the efficiency of light conversion increases with the temperature of the system  $T$ . Therefore it would be interesting to observe Bose-Einstein condensation of photons in a cavity for a higher temperatures, for example,  $T \approx 400 \text{ K}$ .

#### IV. CONCLUSION

The purpose of the present paper was to examine the influence of intra-cavity medium on the parameters of the Bose-Einstein condensation of photons, and also to derive consequently all the statistical properties, which can explain and describe the observable quantities numerically. In the assumption of gaseous (i.e. weakly interacting) medium, we show that the critical number of photons to create the BEC state, also as all other statistical characteristics, indeed depend on the description parameters of matter. In this sense we eliminate the disagreement why the thermostatic medium which is so necessary to thermalize photons, has not been involved into the critical parameters of the BEC transition. Talking here about gaseous medium we actually do not restrict ourselves to the case of an atomic gas: In point of fact, one can consider an ensemble of organic dye molecules as a weakly interacting gas in a solvent (see also [11]).

One of the basic assumptions in our model, and in the models of other studies (see Refs.[11, 12, 16, 21]), was a so called two-level model of gaseous medium. In this model all the structural units of gaseous medium (atoms or molecules) can be only either in the ground state or in the first excited state, and the transition between these two states is caused uniquely by an absorption or re-emission of a photon. Nevertheless, it is not a fundamental restriction, and our theory, of course, can be generalized on the case with an arbitrary number of excited states. But in fact, for the current state of experiments there is no need to do it: apparently, the number of elementary excitations in the system under study is relatively small, and the probability to excite the higher molecular states is vanishing. This fact was also used in work [12] to calculate the properties of a possible three-

dimensional photon condensate in ideal gases (including some types of plasma). Of course, in a more general case, the degeneracy of a photon state may depend on its energy. From the general considerations it is clear that the numerous and repeatedly processes of absorption and re-emission which thermalize light radiation inside cavity and also the boundary conditions on cavity walls should influence the photon degeneracy in the system under study [see also [12]]. This is a separate and non-trivial problem that is beyond the scope of our paper. However, we recall that in the current experiments [11] all the pumped photons have approximately the same energy, that is very close to  $\hbar\omega_0$ . Therefore one can actually introduce an effective degeneracy  $g^*$  for all the thermalized photons. For numerical estimates in the present paper we used  $g^* \approx 2$  (see also [12]). This assumption is possible because the average thermal fluctuation of the photon energy is relatively small. However, the mentioned limitations are not principal and the present theory can be expanded and improved for a better accuracy.

Despite the use of a relatively simple model, we have been able to represent the crucial characteristics of photon BEC and therefore explain the experiments. It is worth to accent the very good correlation between the estimated in the present paper physical quantities (such as the thermal blur width and the special extent of condensed cloud of photons) and those ones observed in experiment [11]. Such an excellent agreement one more time justifies the used simplifications of our model.

In conclusion, we also want to mark the importance of the direct demonstration of the fact that light energy can be accumulated in the Bose-Einstein-condensed state. We also showed, that the energy conversion factor  $\eta$  can be maximized by manipulating the cavity parameters, the temperature of the system or by changing the

amount of photons. This gives a good perspective to implement the phenomenon of Bose-Einstein condensation of light as the working principle of different solar cells. In this sense the question rises whether it is possible to condense more than one light mode in the same cavity. The possibility of a multi-level photon condensation is still an open question.

## V. APPENDIX

Despite the system described in the present paper reveals effectively two-dimensional properties, nevertheless it remains purely three-dimensional. Therefore one should carefully approach to the derivation of the effective two-dimensional density of photons and calculation of all the average quantities.

The reduction to the two-dimensional distribution function can be done by the procedure of integration over longitudinal coordinate  $z$  with subsequent summing over all the possible longitudinal wavevectors  $k_z$ . Current experiments are hold just for the one mode of electromagnetic field inside a cavity (for example, it is  $q = 7$  or  $q = 11$  in the experiments of Ref.[11]). Consequently, the mentioned procedure comes to multiplication on the constant factor,

$$\sum_{k_z} \int_z dz (...) = \pi q (...)$$

This procedure allows us to calculate correctly statistical averages, for example the total light energy inside a cavity.

- 
- [1] S.N. Bose, Z. Phys., **26** (1924) 178.
  - [2] M.H. Anderson, J.R. Ensher, M.R. Matthews, C.E. Wieman, E.A. Cornell, Science **269** (1995), 198.
  - [3] K.B. Davis, M.-O. Mewes, M.R. Andrews, N.J. van Druten, D.S. Durfee, D.M. Kurn, W. Ketterle, Phys. Rev. Lett. **75**, (1995), 3969.
  - [4] C.C. Bradley, C.A. Sackett, J.J. Tollett, R.G. Hulet, Phys. Rev. Lett., **75**, (1995), 1687.
  - [5] E.A. Donley, N.R. Claussen, S.T. Thompson, and C.E. Wieman, Nature **417** (2002), 529. 461.
  - [6] S. Durr, T. Volz, A. Marte, and G. Rempe, Phys. Rev. Lett. **92**, (2004), 020406.
  - [7] J. Kasprzak et al., Nature **443**, 409 (2006).
  - [8] H. Deng, H. Haug, Y. Yamamoto, Rev. Mod. Phys., **82**, 1490 (2010).
  - [9] R.Y. Chiao, and J. Boyce, Phys. Rev., A **60**, (1999) 4114.
  - [10] J. Klaers, F. Vewinger, and M. Weitz, Nature Physics, **6** (2010) 512.
  - [11] J. Klaers, J. Schmitt, F. Vewinger, and M. Weitz, Nature, **468** (2010) 545.
  - [12] A. Kruchkov, Yu. Slyusarenko, Phys. Rev. A **88**, 013615 (2013).
  - [13] J. Klaers, J. Schmitt, T. Damm, F. Vewinger, and M. Weitz, Phys. Rev. Lett. **108**, 160403 (2012).
  - [14] P. Kirton and J. Keeling, Phys. Rev. Lett. **111**, 100404 (2013).
  - [15] D. N. Sobyenin, Phys. Rev. E **85**, 061120 (2012).
  - [16] D. N. Sobyenin, Phys. Rev. E **88**, 022132 (2013).
  - [17] D. W. Snoke and S. M. Girvin, J. Low Temp. Phys. **171**, 1 (2013).
  - [18] J.-J. Zhang, J.-H. Yuan, J.-P. Zhang, and Z. Cheng, Physica E **45**, 177 (2012).
  - [19] J.-J. Zhang, J.-H. Yuan, J.-P. Zhang, and Z. Cheng, Commun. Theor. Phys. **58**, 155 (2012).
  - [20] J.-J. Zhang, J.-H. Yuan, J.-P. Zhang, and Z. Cheng, Physica B **408**, 16 (2013).
  - [21] A.-W. de Leeuw, H. T. C. Stoof, and R. A. Duine, Phys. Rev. A, **88**, 033829 (2013).
  - [22] L.D. Landau, E.M. Lifshitz, Statistical Physics, Part 1 (Pergamon, Oxford, 1970), Vol. 5, 2nd ed.
  - [23] A.I. Akhiezer, S.V. Peletinskii, Methods of Statistical Physics (Pergamon, Oxford, 1981).

- [24] Pethick C.J., Smith H., Bose-Einstein Condensation in Dilute Gases, (Cambridge University Press, Cambridge, 2002).
- [25] In radiometry this quantity is often called a photometric exposure.