

Optimal Demand Response Using Device Based Reinforcement Learning

Zheng Wen, Daniel O'Neill, and Hamid Reza Maei ^{*†}

Abstract

Demand response (DR) for residential and small commercial buildings is estimated to account for as much as 65% of the total energy savings potential of DR, and previous work shows that a fully automated Energy Management System (EMS) is a necessary prerequisite to DR in these areas. In this paper, we propose a novel EMS formulation for DR problems in these sectors. Specifically, we formulate a fully automated EMS's rescheduling problem as a reinforcement learning (RL) problem, and argue that this RL problem can be approximately solved by decomposing it over device clusters. Compared with existing formulations, our new formulation (1) does not require explicitly modeling the user's dissatisfaction on job rescheduling, (2) enables the EMS to self-initiate jobs, (3) allows the user to initiate more flexible requests and (4) has a computational complexity linear in the number of devices. We also demonstrate the simulation results of applying Q-learning, one of the most popular and classical RL algorithms, to a representative example.

Key Words: Demand Response, Energy Management System, Building and Home Automation, Reinforcement Learning, Markov Decision Process

1 Introduction

Demand response (DR) systems [4, 5, 1] dynamically adjust electrical demand in response to changing electrical energy prices or other grid signals. DR offers several benefits. By suitably adjusting energy prices, load can be shifted from peak energy consumption periods to other times. This, in turn, can improve operational efficiency, reduce operating costs, improve capital efficiency, and reduce harmful emissions and risk of outages. The variability of renewables can create an additional need to shift energy consumption in order to better match energy demand with unforecasted changes in electrical energy generation. The benefit is a reduction in backup (ancillary) generation frequently used to hedge renewable sources.

There are several types of DR. In direct DR a utility or other entity directly modifies the energy consumption of users by adjusting the operation of user's equipment. Interruptible tariffs allow a utility to interrupt the supply of power to a company under predefined conditions. Price driven DR uses pricing mechanisms to attempt to modulate energy demand. DR has been extensively investigated for larger energy users and has been implemented in many areas (*e.g.*, [16, 14]). Residential and small commercial building DR [9, 8, 7, 11] offers similar potential benefits. DR for residential and small commercial buildings was estimated to account for as much as 65% of the total energy savings potential of DR. However, DR in the residential and small commercial building sector faces several challenges.

Technical challenges include deploying an infrastructure supplying real-time pricing information to energy consumers¹ in a useful way, ensuring security, and implementing advanced

^{*}Z. Wen, D. O'Neill and H. Maei are with the Department of Electrical Engineering, Stanford University, Stanford, CA 94305 USA

[†]e-mail: zhengwen, dconeill, maei@stanford.edu

¹Throughout this paper, we use the terms "user" and "consumer" interchangeably.

metering and networking devices [11, 12]. In addition to all these technical challenges, another challenge vital to the success of DR in the residential and small commercial building sectors is that it requires a fully automated Energy Management System (EMS) [11, 15]. This is because with price driven DR, consumers face a continuing sequence of decisions to either use a particular device now and consume energy at current (known) prices or to defer using the device until later at possibly unknown prices. Each decision requires the consumer to weigh the cost differential against his dissatisfaction due to rescheduling device usage. This is particularly burdensome when the consumer must also estimate future energy prices. Further many of these decisions have limited financial impact on the consumer [13], and, as a result, many rational consumers in the residential and small commercial building sectors may not be sufficiently incentivized to make these decisions over the long run (known as “decision fatigue” in [13]).

To be effective, an EMS system needs to automatically make energy consumption decisions that are consistent with the cost delay trade-offs of energy users, in this way acting as an energy agent. It is often difficult to cost-effectively model the behaviors of the idiosyncratic consumers and the temporal variations of the energy prices, a successful DR EMS needs to learn to make optimal decisions for consumers from interacting with the consumers and energy prices. Recently, O’Neill et al. [13] proposed a fully-automated EMS algorithm based on reinforcement learning (RL), which learns how to make optimal decisions for consumers. To the best of our knowledge, this is the first paper to apply RL to DR in residential and small commercial building sector. The authors adopt a request inventory model for the system dynamics and use Q-learning, a classical RL algorithm, to learn how to make the optimal decisions for energy consumers. In this approach, users make energy requests to the EMS system (e.g. pushing a button on a device that a user wants to run) and the system schedules the time of operation by calculating the user’s trade-offs between delay and energy prices. It learns these trade-offs by observing energy consumer’s behaviors and observing the patterns of energy pricing. Over time the EMS learns to make the best decisions for energy users in the sense that it balances energy cost and the delay in energy usage in the same way that the customer optimally would, but without the consumer having to make the decision. The authors explicitly assume that (1) consumers’ dissatisfaction with delay can be modeled by known disutility functions, and (2) that consumers explicitly initiate all energy usage. This approach has several limitations:

- Finding specific disutility functions for a particular residence or small business can be difficult and costly. In [13], the authors assume these functions have particular mathematical properties, but do not address how these functions might be determined. These functions are likely to be idiosyncratic and are specific to energy price vs. time delay trade-offs.
- Many energy consuming activities occur without the consumer directly initiating them. HVAC in office buildings and pool heaters in residential settings are obvious examples. A useful EMS would self-initiate jobs for these and similar devices without explicit user requests or reservations. For example, if it is unexpectedly hot in a summer afternoon and the current energy price is expected to be cheaper than that in the evening, then the EMS should be allowed to turn on AC without an explicit request/reservation from the consumer.
- The computational complexity of this approach grows exponentially as the number of devices. Known as the “curse-of-dimensionality” in dynamic programming (DP) and RL literature, this problem limits the approach to fairly small numbers of devices.

In this paper, we propose a novel EMS formulation that addresses the limitations of [13] described above. Our proposed algorithm also uses RL, but adopts a device centric point of view, and, as we will discuss in detail in Section 3, under reasonable assumptions, the RL problem decomposes over *device clusters* and it is sufficient to apply an RL algorithm to each individual device cluster. Specifically, the algorithm addresses these issues:

1. Our EMS formulation does not require a pre-specified disutility function modeling the consumer's dissatisfaction on job rescheduling. Instead, under this formulation, the EMS is able to learn the consumer's dissatisfaction based on his evaluations on completed/canceled jobs. In other words, our new RL formulation has eliminated the impractical assumption in [13] that consumers' dissatisfactions with delay can be captured by known disutility functions.
2. Our approach allows both user-initiated jobs and EMS-initiated jobs. The EMS-initiated jobs use a probing/feedback mechanism to find the best way to anticipate future energy usage.
3. Our EMS algorithm also enables more flexible user-initiated jobs, specifically
 - A consumer request's *target time* can be different from its *request time*, where the request time is the time when the EMS receives this consumer request, and the target time is the time when the consumer prefers this request to be satisfied.
 - Consumer requests/reservations can have different priorities, whereas in [13], all the consumer requests have the same priority.
 - Energy requests can be canceled by the consumer, reflecting the behavior of real energy users.
4. The computational complexity of our approach grows linearly with the number of device clusters, and thus many classical RL algorithms can be applied even when there are a large number of devices.

In this paper, we also propose new performance metrics for RL algorithms applied to this problem. In particular, we suggest methods of measuring performance relative to the user's current pattern of behavior and relative to a prescient optimal pattern of behavior.

Before proceeding, we briefly review some relevant literature. [10] also applies RL techniques to a smart grid application. In particular, it focuses on how to use RL to control a population of heterogeneous thermostatically-controlled loads. Another directly relevant paper is [19], which also proposed device based Markov decision process (MDP) models. Compared with [19], this paper is new in the following three points: first, this paper motivates and discusses why the optimal DR problem is approximately decomposed over device clusters, while [19] does not include such motivation/discussion and directly focuses on device based MDP models without justifying why this approach is reasonable. Second, [19] assumes that the models of the user behavior and grid signals are known. As we have discussed above, such assumptions are not realistic in practice. In this paper, we use RL techniques to learn such models. Finally, though the MDP model proposed in this paper is still a simplified model, it is much more general and realistic than the models proposed in [19].

The remainder of this paper is organized as follows. In Section 2, we briefly describe how a practical fully-automated EMS should interact with the consumer and the grid signals. In Section 3, we argue that the optimal demand response problem is approximately decomposed over device clusters, and pose it as a collection of device based RL problems. In Section 4, we motivate and propose a simplified MDP model for a device based RL problem, and discuss how to extend it to more general models. Then, in Section 5, we demonstrate the simulation results on a representative example when the classical Q-learning is applied. We conclude and discuss future work in Section 6.

2 Description of fully-automated EMS

A fully-automated EMS (henceforth referred to as EMS) is a necessary prerequisite to DR in the residential and small commercial building sectors. Furthermore, an EMS needs to learn how

to make the optimal decisions for the user while interacting with them and the real-time grid signals. In this section, we describe how a fully-automated EMS should interact with the user and the grid signals.

Generally speaking, a fully-automated EMS observes the grid signals, receives requests and evaluations from the user, and schedules the jobs over the devices (Figure 1). We detail the interaction mechanisms in the remainder of this subsection.

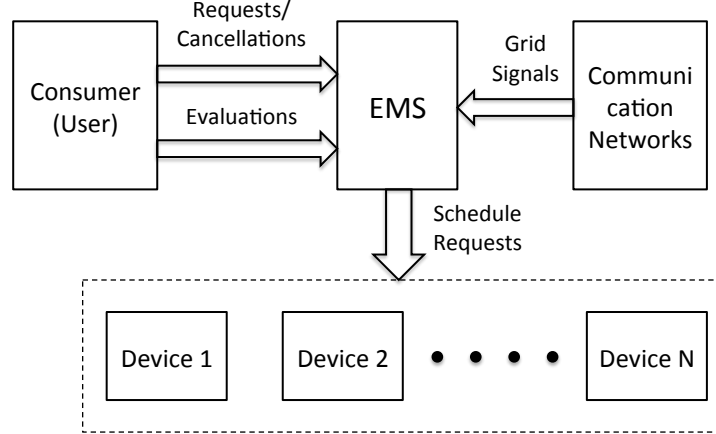


Figure 1: Fully-Automated EMS

Grid Signals

The EMS observes the grid signals through a communication network, where the “communication network” refers to the infrastructure that supplies grid signals to the EMS. Any exogenous information that is effectively delivered by the communication network and is useful for the EMS to make the scheduling decisions can be regarded as a grid signal. The most common grid signal is the real-time energy price; other grid signals might include the expected future energy prices, the real-time temperature and weather condition, and other useful exogenous information.

Notice that most grid signals are *exogenous* in the sense that the EMS’s actions will not influence them. In particular, we assume that the energy price is exogenous (i.e. the EMS is a *price-taker*). This assumption is reasonable since in the residential and small commercial building sectors, the *market power* of an individual EMS (or equivalently, of an individual consumer) is so small that the impact of its actions on energy prices is negligible.

User-Initiated Jobs and EMS-Initiated Jobs

A fully-automated EMS should perform the following functions:

- The EMS receives requests from the consumers, and then schedules when to fulfill the received requests. We henceforth refer to this case as a *user-initiated job*. We further assume that the EMS allows a customer to cancel existing uncompleted requests.
- If a smart device managed by the EMS is idle (i.e. currently there is no request for that device), the EMS could speculatively power that device. We henceforth refer to this case as an *EMS-initiated job*. For instance, in a small commercial building, the EMS might speculatively turn on the building’s air conditioning in advance of the tenant’s arrival to capture early morning lower energy costs or to mask the latency of cooling the building. Notice that we should not allow the EMS to do speculative jobs on all the smart devices (such as dishwashers).

We assume time is discrete $t = 0, 1, \dots$ and that there are N smart devices managed by the EMS and numbered $n = 1, 2, \dots, N$. To simplify exposition, we assume that all the jobs done

by device n are standardized and hence they can be completed in one time step and consume a constant energy C_n , which only depends on the type of the smart device. This assumption can be readily relaxed to devices with different operating periods.

Interaction between user and EMS

We now describe how the EMS interacts with the consumer (user) in a user-initiated job and an EMS-initiated job. Specifically, as its name suggests, a user-initiated job starts with a user sending a request to the EMS. Specifically, each consumer request is represented by a four-tuple $J = (n, \tau_r, \tau_g, g)$, where

- n denotes the requested device;
- τ_r is the *request time* and denotes when the EMS receives this request;
- τ_g is the *target time* and denotes when the user prefers this requested job to be completed;
- g denotes the *priority* of this request, with higher priority implying the “stronger preference” of the user that they want the requested job to be completed at a time close to the target time τ_g .

Notice that the target time τ_g is not necessarily equal to the request time τ_r ; instead, the user might request to use a device in a later time (i.e. $\tau_g \geq \tau_r$). On the other hand, for a request $J = (n, \tau_r, \tau_g, g)$, it is unreasonable to assume that $\tau_g - \tau_r$, the difference between the target time and the request time, can be arbitrarily large. Thus, in this paper, we assume that (1) for any request $J = (n, \tau_r, \tau_g, g)$, its target time τ_g must satisfy $\tau_r \leq \tau_g \leq \tau_r + W_n$, and (2) if the request $J = (n, \tau_r, \tau_g, g)$ is not fulfilled by time $\tau_g + W_n$, then it will be automatically canceled by the EMS, where W_n is a known time window and only depends on the type of device.

We also assume that an unsatisfied consumer request can be canceled by the user. Furthermore, we assume that at some time (e.g., at the end of a day), the user will evaluate some (not necessarily all) completed/canceled requests. As we will see later, the EMS can use such evaluations to learn the user’s dissatisfaction on the rescheduling of the user-initiated jobs.

On the other hand, an EMS-initiated job is started by the EMS, without receiving a request from the user. The only interaction between the EMS and the user for such jobs is that the user will evaluate some EMS-initiated jobs at some time. As is in the user-initiated jobs, the EMS also exploits such evaluations to learn user’s dissatisfaction with the EMS-initiated jobs.

In summary, the interaction between user and EMS is as follows: for user-initiated jobs, the possible interactions include (1) the user sends requests to the EMS, (2) the user can choose to cancel the unsatisfied requests and (3) the user evaluates some completed/canceled requests. On the other hand, for EMS-initiated jobs, the only interaction between user and EMS is that the user evaluates some completed EMS-initiated jobs.

3 Device Based Reinforcement Learning

This section proceeds as follows. We first motivate and define the dissatisfaction function and instantaneous cost function in Subsection 3.1. Explicit dissatisfaction functions are not required in practice, but we assume they are known in the first two subsections to facilitate easy exposition of the problem. Then, Subsection 3.2 decomposes the optimal demand response problem into a collection of device based MDPs under suitable assumptions. We motivate and propose the reinforcement learning formulation for a device based MDP in Subsection 3.3.

3.1 Dissatisfaction Function and Cost Function

To formalize the notion of optimal demand response, in this subsection, we define the dissatisfaction function for a consumer (user) that captures their preferences (dissatisfaction) over job rescheduling.

Let \mathcal{H}_t denote the “history” of device operations, consumer requests/cancellations and the EMS decisions by the end of time period t . Then the user’s dissatisfaction on rescheduling at time t should be a function of \mathcal{H}_t , and we denote this function as $\bar{U}^{(t)}(\mathcal{H}_t)$. Furthermore, we use $\mathcal{H}_t^{(n)}$ to denote the “history” of device operations, consumer requests/cancellations and the EMS decisions for device n by the end of time period t .

Obviously, directly working with $\bar{U}^{(t)}(\mathcal{H}_t)$ will result in a computationally intractable problem. To overcome this challenge, in this paper, in this paper, we make the following simplifying assumption:

Assumption 1. *For any $t \geq 0$, the dissatisfaction function $\bar{U}^{(t)}$ is approximately additive over the devices, that is*

$$\bar{U}^{(t)}(\mathcal{H}_t) \approx \sum_{n=1}^N \bar{U}^{(t,n)}(\mathcal{H}_t^{(n)}), \quad (1)$$

where $\bar{U}^{(t,n)}$ captures the consumer’s dissatisfaction at time t for device n and $\mathcal{H}_t^{(n)}$ is the “history” for device n by time t .

Assumption 1 is motivated by the observation that a *rational* consumer’s preference over job rescheduling is weak compared to his preferences in other aspects of life² (see the justification on “decision fatigue” in [13]).

With the dissatisfaction function $\bar{U}^{(t)}$ defined above, we further assume the instantaneous cost function of the consumer at time t has the following form:

$$P_t \sum_{n \in \mathcal{D}(t)} C_n + \gamma \bar{U}^{(t)}(\mathcal{H}_t), \quad (2)$$

where $\mathcal{D}(t) = \{\text{devices that do a job at time } t\}$, P_t is the electricity price at time t , and $\gamma > 0$ represents the tradeoff between the electricity bill paid and the consumer’s dissatisfaction on rescheduling. Specifically, notice that $\sum_{n \in \mathcal{D}(t)} C_n$ is the total electricity energy consumed at time t , and hence $P_t \sum_{n \in \mathcal{D}(t)} C_n$ is the electricity bill paid at time t .

Note that from the EMS’s perspective, both the electricity price and the consumer behavior are exogenous and stochastic; thus, in this paper, we assume that EMS aims to minimize the expected infinite-horizon discounted cost:

$$\mathbb{E} \left\{ \sum_{t=0}^{\infty} \alpha^t \left[P_t \sum_{n \in \mathcal{D}(t)} C_n + \gamma \bar{U}^{(t)}(\mathcal{H}_t) \right] \right\},$$

where $0 < \alpha < 1$ is a discrete-time discount factor. Under Assumption 1, the infinite-horizon discounted cost function can be approximated by

$$\sum_{n=1}^N \left[\mathbb{E} \left\{ \sum_{t=0}^{\infty} \alpha^t \left[P_t C_n \mathbf{1}(n \in \mathcal{D}(t)) + \gamma \bar{U}^{(t,n)}(\mathcal{H}_t^{(n)}) \right] \right\} \right], \quad (3)$$

² Let us provide an intuitive motivation for Assumption 1 from the following perspective: let $\bar{\mathbf{u}}_{\text{DR}} \in \mathbb{R}^N$ be a vector encoding the user’s dissatisfactions on job rescheduling over N devices, and $\bar{\mathbf{u}}_{\text{other}}$ be a vector encoding the user’s dissatisfactions in other aspects of life. Assume the overall dissatisfaction (unhappiness) of the user is $f(\bar{\mathbf{u}}_{\text{DR}}, \bar{\mathbf{u}}_{\text{other}})$, where f is a general non-linear function. Now we consider $f(\bar{\mathbf{u}}_{\text{DR}} + \Delta \bar{\mathbf{u}}_{\text{DR}}, \bar{\mathbf{u}}_{\text{other}})$, notice that the weak preference over job rescheduling implies that $\Delta \bar{\mathbf{u}}_{\text{DR}}$ is “small”, thus, $f(\bar{\mathbf{u}}_{\text{DR}} + \Delta \bar{\mathbf{u}}_{\text{DR}}, \bar{\mathbf{u}}_{\text{other}})$ can be well approximated by $f(\bar{\mathbf{u}}_{\text{DR}}, \bar{\mathbf{u}}_{\text{other}}) + \nabla_{\bar{\mathbf{u}}_{\text{DR}}} f(\bar{\mathbf{u}}_{\text{DR}}, \bar{\mathbf{u}}_{\text{other}}) \Delta \bar{\mathbf{u}}_{\text{DR}}$, where $\nabla_{\bar{\mathbf{u}}_{\text{DR}}} f$ is the partial derivative vector of f with respect to $\bar{\mathbf{u}}_{\text{DR}}$. Notice that for our purpose, we only care about the “change” of the user’s overall unhappiness as a function of the “changes” in his dissatisfactions on job rescheduling, thus, the user’s dissatisfaction function is $\bar{U}(\Delta \bar{\mathbf{u}}_{\text{DR}}) = f(\bar{\mathbf{u}}_{\text{DR}} + \Delta \bar{\mathbf{u}}_{\text{DR}}, \bar{\mathbf{u}}_{\text{other}}) - f(\bar{\mathbf{u}}_{\text{DR}}, \bar{\mathbf{u}}_{\text{other}}) \approx \nabla_{\bar{\mathbf{u}}_{\text{DR}}} f(\bar{\mathbf{u}}_{\text{DR}}, \bar{\mathbf{u}}_{\text{other}}) \Delta \bar{\mathbf{u}}_{\text{DR}}$, which is a weighted sum of $\Delta \bar{\mathbf{u}}_{\text{DR}}$. In Assumption 1, we further simplify the dissatisfaction function by assuming that all the weights are equal to 1.

which decomposes over devices.

3.2 Decomposition of the Problem

In this subsection, we first propose a dynamic model for the grid signals. Then, we motivate an assumption on user behavior (Assumption 3), and show that under the proposed assumptions, the optimal demand response problem (i.e. the EMS's job scheduling problem) is approximately decomposed over device clusters.

Let us start by proposing a dynamic model for the grid signals (e.g. energy price, temperature). As discussed in Section 2, grid signals are exogenous in the sense that the EMS's actions will not influence them. As is discussed in some recent literature (e.g. [13]), grid signals can be modeled as Markov processes. Thus, throughout this paper, we make the following assumption:

Assumption 2. *All the grid signals follow exogenous Markov processes.*

Notice that in general, these Markov processes are time-dependent. We now propose an assumption on user behavior under which the EMS's job scheduling problem is approximately decomposed over device clusters.

Assumption 3. *The N devices can be classified into clusters such that conditioning on time and grid signals, the consumer requests/cancellations to different device clusters are weakly statistically dependent.*

Assumption 3 is motivated by daily observations. For instance, in a residential household, we can classify the air-conditioner, electric vehicle, laundry machine and dryer into three clusters: cluster 1 includes the air-conditioner; cluster 2 includes the laundry machine and dryer; and cluster 3 includes the electric vehicle. Under this clustering, it is observed that for most residential consumers, conditioning on time and grid signals (especially the energy price), the statistical dependence between their requests to devices in different clusters are weak.

Recall that the EMS's objective is to find an optimal scheduling policy to minimize (3), which approximately decomposes over devices under Assumption 1. Assumption 3 states that the consumer requests/cancellations to different device clusters are almost conditionally independent. Thus, under Assumptions 1-3, the EMS's job scheduling problem is approximately decomposed over device clusters. Specifically, for each device cluster $\mathcal{C} \subseteq \{1, 2, \dots, N\}$, its job scheduling problem is characterized by

- discount factor α , tradeoff parameter γ ;
- dissatisfaction function $\bar{U}^{(t,n)}$ and energy consumption rate C_n for each device n in the cluster;
- exogenous Markov processes modeling grid signals;
- statistical model of user requests/cancellations to devices in this cluster.

The objective of this job scheduling problem is to minimize

$$\sum_{n \in \mathcal{C}} \left[\mathbb{E} \left\{ \sum_{t=0}^{\infty} \alpha^t \left[P_t C_n \mathbf{1}(n \in \mathcal{D}(t)) + \gamma \bar{U}^{(t,n)} \left(\mathcal{H}_t^{(n)} \right) \right] \right\} \right], \quad (4)$$

As we will discuss in Section 4, by properly specifying the statistical model of user requests/cancellations, this job scheduling problem can be modeled as an MDP. We henceforth refer to this MDP as the device based MDP and focus on it in the remainder of this paper.

Since the optimal demand response problem is approximately decomposed over device clusters, thus, a near-optimal solution can be obtained by solving all the decomposed device based MDPs separately. Obviously, the computational complexity to derive this near-optimal solution is linear in the number of device clusters.

3.3 Reinforcement Learning Formulation

However, as we discussed in Section 1, in most practical cases, the dissatisfaction function of the user and the statistical models of the grid signals and user requests/cancellations are initially unknown. Thus, the EMS must learn how to make optimal decisions for a device cluster based on the incrementally gathered data from the user and the grid signals. Reinforcement learning (RL) is a collection of techniques for a decision-maker to learn how to make optimal decisions while interacting with an unknown “environment” [17, 3, 18, 22, 23]. RL tries to strike a balance between learning (exploration) and optimization (exploitation), and has been extensively used in many other fields, such as artificial intelligence and robotics [6] and petroleum engineering [24, 25]. As we have discussed in Section 1, some recent literature has also applied RL to some smart grid applications [10]. As has been discussed in [13], it is natural to use RL to solve an EMS’s learning problem since EMS needs to learn to make decisions while interacting with the user and the grid signals. As is shown in Figure 2, under the RL formulation of the optimal DR problem, the agent is the EMS, and the environment includes both the grid signals and the user. Since this RL problem focuses on a device cluster, we refer to it as the device based RL

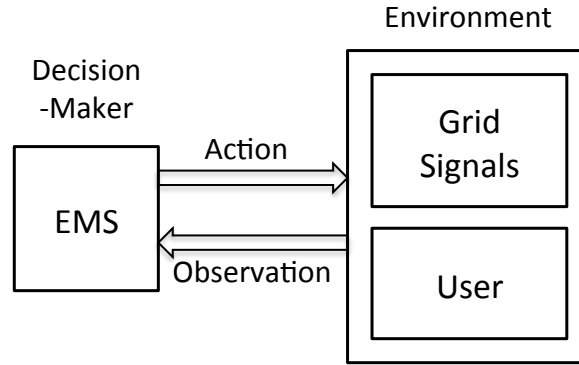


Figure 2: Device Based Reinforcement Learning

problem.

In practice, the statistical models of the grid signals and user requests/cancellations can be learned by directly observing the user behavior and the grid signals. As we will discuss in Section 4, under reasonable assumptions, the user’s dissatisfaction function can be learned based on the user’s evaluations on completed/canceled jobs.

It is worth pointing out that any RL algorithm (see [17, 3, 18, 22]) can be applied to the device based RL problem. To demonstrate the performance of an RL algorithm, we need to compare it with a reasonable *baseline policy*. Since this paper focuses on how demand response (DR) can potentially reduce a user’s (expected infinite-horizon discounted) cost, we choose the baseline policy as the one without job rescheduling. Specifically, under this baseline policy, the EMS never self-initiates a job, and all the jobs initiated by the user are scheduled to be completed at their target times. We use this baseline policy in Section 5.

4 A Simplified MDP Model

This section proceeds as follows. We first propose a simplified device based MDP model in Subsection 4.1 to 4.3. Then, in Subsection 4.4 and 4.5, we motivate and define a performance metric for RL algorithms applied to the proposed device based MDP model. Finally, we discuss how to extend the proposed MDP model to more general models in Subsection 4.6.

It is worth pointing out that all the assumptions in this section are made to simplify the exposition of the device based MDP model. These simplifying assumptions are nonessential in the sense that as long as the assumptions proposed in the previous section hold, the EMS’s job

scheduling problem is approximately decomposed over device clusters. We will discuss how to relax some of these simplifying assumptions in Subsection 4.6.

4.1 Simplifying Assumptions

We start by making some simplifying assumptions. First, we assume that each device cluster has only one device. Thus, we focus on deriving an optimal scheduling policy for a single device in this section. Second, we assume that the only available grid signal is the real-time energy price, and the statistical models of the energy price and user behavior³ are time-invariant. Third, we also assume that the user will not submit a new request to a device if that device currently has an uncompleted request.⁴ Finally, we assume that the user will evaluate all the completed/canceled jobs immediately after the job is completed/canceled. As we will detail in Subsection 4.6, all these simplifying assumptions can be effectively relaxed.

4.2 Functional Form of Dissatisfaction Function

In this subsection, we propose a specific functional form for the dissatisfaction function $\bar{U}^{(t,n)}$, for any device n . Since a rational consumer's preference over job rescheduling is weak compared to his preferences in other aspects of life, we assume that

- If there is no job completed/canceled at time t on device n , we assume that $\bar{U}^{(t,n)}(\mathcal{H}_t^{(n)}) = 0$.
- If there is a job completed/canceled at time t on device n , we assume that $\bar{U}^{(t,n)}(\mathcal{H}_t^{(n)})$ only depends on the job completed/canceled. That is, $\bar{U}^{(t,n)}(\cdot)$ is time-invariant and does not depend on the previously completed/canceled jobs. Specifically, if device n satisfies consumer request $J(t, n) = (n, \tau_r, \tau_g, g)$ at time t , we assume

$$\bar{U}^{(t,n)}(\mathcal{H}_t^{(n)}) = \tilde{U}_r^{(n)}(t - \tau_g, g), \quad (5)$$

where the subscript “ r ” denotes that it is the dissatisfaction incurred when a request is satisfied, and g is the priority of the request. Note $t - \tau_g$ captures not only the distance between the current time t and the request's target time τ_g , but also whether or not the target time has passed. Similarly, if the request $J(t, n) = (n, \tau_r, \tau_g, g)$ is canceled by the consumer at time t , we assume

$$\bar{U}^{(t,n)}(\mathcal{H}_t^{(n)}) = \tilde{U}_c^{(n)}(t - \tau_g, g), \quad (6)$$

where the subscript “ c ” denotes that it is the dissatisfaction incurred when a request is canceled. Finally, if EMS initiates a job on device n at time t , we assume that

$$\bar{U}^{(t,n)}(\mathcal{H}_t^{(n)}) = \tilde{U}_e^{(n)}(t - \tau_p), \quad (7)$$

where the subscript “ e ” denotes that it is the dissatisfaction incurred when an EMS-initiated job is done, and $\tau_p - 1$ is the time when the previous job on device n (either user-initiated or EMS-initiated) is completed or cancelled.

Note that the dissatisfaction function class described in Equations (5-7) is still quite general, and it is very challenging to proceed to derive the specific functional forms of $\tilde{U}_r^{(n)}$, $\tilde{U}_c^{(n)}$ and $\tilde{U}_e^{(n)}$. In practice, $\tilde{U}_r^{(n)}$, $\tilde{U}_c^{(n)}$ and $\tilde{U}_e^{(n)}$ should be learned based on the user's evaluations on completed/canceled jobs. In this section, we make the following assumption:

³By “statistical model of user behavior”, we mean statistical model of user requests/cancellations/evaluations to that device.

⁴Notice that this assumption does not rule out *request replacement*. Specifically, the user can replace an uncompleted request with a new request by first canceling the uncompleted request and then submitting the new request.

Assumption 4. *The user’s dissatisfaction on the rescheduling of a completed/canceled job is equal to their evaluation on this job.*⁵

We now briefly motivate Assumption 4: for a rational user, their evaluation on a completed/canceled job mainly reflects their dissatisfaction on this job, and this dissatisfaction is either due to the (high) energy price or the (undesirable) rescheduling of the job. As we have discussed in Section 1, due to “decision fatigue”, most rational users will not reference the current energy price or any expected future energy prices before they send their evaluations to the EMS. Thus, their evaluations will mainly reflect their dissatisfactions on job rescheduling. Thus, it is reasonable to assume Assumption 4.

4.3 MDP Model

We now propose a simplified MDP model for the device based RL problem, under the simplifying assumptions proposed in Subsection 4.1. We also assume that the user’s dissatisfaction function has the functional form specified by (5-7). Thus, we only need to specify the statistical models of the energy price and user requests/cancellations. Since we focus on deriving an optimal scheduling policy for a single device, we drop the subscript n to simplify the exposition. For example, we will use W instead of W_n to denote the time window and represent a request as $J = (\tau_r, \tau_g, g)$. We also use the term “smart device” and “EMS” interchangeably in this section, since one can think each smart device (i.e. each device cluster in this case) has its own EMS.

First, we assume that the energy price P_t follows an exogenous finite-state ergodic Markov chain. We use \mathcal{P} to denote the set of states of this Markov chain, and use $|\mathcal{P}|$ to denote the number of states.

We model the user requests/cancellations to the smart device as a controlled stochastic process. Moreover, we make the following simplifying assumption on our proposed MDP model:

Assumption 5. *The consumer requests/cancellations are statistically independent of the energy price process P_t .*

We now briefly motivate Assumption 5. Notice that on one hand, as we have discussed in Section 2, in the residential and small building sector, the market power of an individual consumer is so small that the impact of their behavior on P_t is negligible. On the other hand, as we have discussed in Section 1, due to “decision fatigue”, most rational consumers are not incentivized to reference energy prices before sending requests/cancellations to the EMS. In other words, for such consumers, their requests/cancellations are not influenced by energy prices. Thus, it is reasonable to assume Assumption 5.

The “user-EMS interaction timeline” in a single time period⁶ is illustrated in Figure 3. We

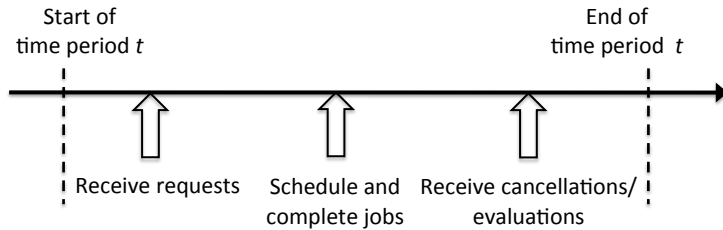


Figure 3: User-EMS interaction timeline in time period t

⁵Assumption 4 is an idealized assumption on the relationship between evaluation and dissatisfaction. In practice, it might be more reasonable to assume that the user’s evaluation on a job is equal to their dissatisfaction on the rescheduling of this job plus a (zero-mean, finite-variance, statistically independent) “behavioral noise”. However, the “behavioral noise” does not fundamentally change the assumption and we make Assumption 4 to simplify exposition.

⁶That is, whether the EMS receives the user requests, cancellations, and evaluations before or after it schedules jobs in that time period.

further assume that the timeline for a smart device can be divided into “episodes”, which in general consists of multiple time steps. Specifically, we assume that whenever the smart device completes a job (either initiated by the user or by the EMS) or the current unsatisfied request is canceled by the user, the current episode terminates. In the next time step, the smart device “regenerates” its state according to a fixed distribution π_0 and a new episode starts. The notion of episode is illustrated in Figure 4.

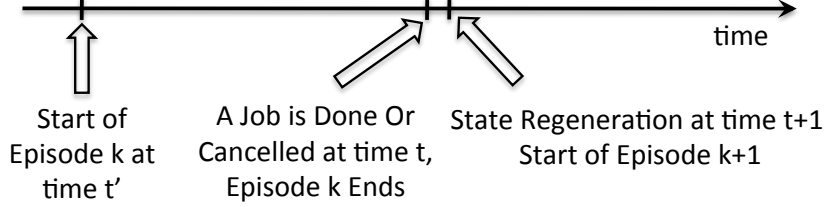


Figure 4: Illustration of the notion of episode, where episode k starts at time t' and ends in time t

We now propose an MDP model for a single smart device. The state of the MDP at time t is $x_t = [P_t, s_t, g_t]^T \in \mathcal{S}$, where P_t is the exogenous electricity price at time t , s_t is the *elapsed time* at time t , g_t is the priority of request at time t and \mathcal{S} is the state space. Specifically, we define

$$s_t = \begin{cases} t - \tau_p & \text{if no request received in the current episode} \\ t - \tau_g & \text{otherwise} \end{cases} \quad (8)$$

where τ_p is the start time of the current episode and τ_g is the target time of the received request. Furthermore, we use $g_t = 0$ to denote that no request has yet been received in the current episode; once a request is received in the current episode, we assume its priority $g_t \in \{1, 2, \dots, g_{max}\}$.

Since the energy price is exogenous, we can partition the state $x_t = [P_t, s_t, g_t]^T$ as the “price portion” P_t and “device portion” $[s_t, g_t]^T$. The “device portion” of the MDP state transition model is summarized in Figure 5; notice that there are $(2W + 1)g_{max} + \hat{W} + 1$ “device portion” states. Recall that we use \mathcal{P} to denote the set of states of the price Markov chain, so the price Markov chain has $|\mathcal{P}|$ states, and the cardinality of the state space for the device based MDP is $|\mathcal{S}| = |\mathcal{P}| [(2W + 1)g_{max} + \hat{W} + 1]$, which is affine in $|\mathcal{P}|$, W , \hat{W} and g_{max} .

Note that the action space at each state $x \in \mathcal{S}$ is $\mathcal{A} = \{\text{off}, \text{on}\}$, where action “on” means the smart device completes a job⁷ at the current time and “off” means the smart device does nothing at the current time. We use $\Phi(x_t, a_t, x_{t+1})$ to denote the instantaneous cost at state-action-state triple (x_t, a_t, x_{t+1}) .

Based on the above discussion, the proposed device based MDP model is detailed below.

- P_t follows an exogenous Markov Chain with $|\mathcal{P}|$ states.
- If the smart device has not received a consumer request in the current episode, recall that we set $g_t = 0$ and elapsed time $s_t = t - \tau_p$. Notice that:
 1. If action “off” is selected, the current cost is $\Phi(x_t, a_t, x_{t+1}) = 0$. Then the smart device receives a consumer request $(t+1, \tau_g, g)$ at the next time step (time $t+1$) with probability $p_{s_t, t+1-\tau_g, g}$, where $t+1 \leq \tau_g \leq t+1+W$ and $g \in \{1, 2, \dots, g_{max}\}$. In other words, the “device portion” state transits to $[s_{t+1} = t+1-\tau_g, g_{t+1} = g]^T$ with probability $p_{s_t, t+1-\tau_g, g}$, for any $t+1 \leq \tau_g \leq t+1+W$ and any $g \in \{1, 2, \dots, g_{max}\}$ (notice that the target time and priority together specify the type of the received request). On the other hand, with probability $1 - \sum_{\tau_g=t+1}^{t+1+W} \sum_{g=1}^{g_{max}} p_{s_t, t+1-\tau_g, g}$, the

⁷More specifically, it completes a user-initiated job if a consumer request has been received in the current episode, and completes an EMS-initiated job otherwise.

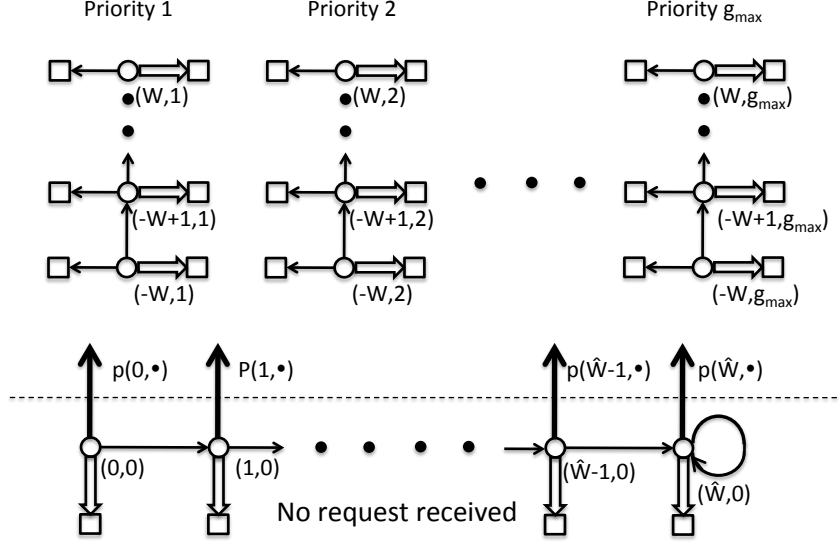


Figure 5: The state transition model of the “device portion”. Notice that each circle corresponds to a “device portion” state $[s_t, g_t]^T$ and each square corresponds to the termination of the current episode and regeneration in the next time step. The hollow arrows indicate the state transitions under action “on”, while the line arrows indicate the state transitions under action “off”. The bold line arrows across the dotted line indicate the fact that the states below the dotted line can transit to many states above the dotted line, since there are $(W + 1)g_{max}$ types of requests.

smart device does not receive the consumer request at time $t + 1$ and the “device portion” state transits to $[s_{t+1} = s_t + 1, g_{t+1} = 0]^T$.

2. On the other hand, if action “on” is selected, then the smart device completes an EMS-initiated job at time t . Thus, the current cost is $\Phi(x_t, a_t, x_{t+1}) = P_t C + \gamma \tilde{U}_e(s_t)$, where $\tilde{U}_e(s_t)$ is defined in (7) and C is the constant energy consumed by a standardized job. Then the current episode terminates and the smart device regenerates the “device portion” state based on distribution π_0 .

Note that the transition probability $p_{s_t, t+1-\tau_g, g}$ and the dissatisfaction $\tilde{U}_e(s_t)$ depend on s_t . To ensure the state space is finite, we assume $p_{s_t, t+1-\tau_g, g} = p_{\hat{W}, t+1-\tau_g, g}$ and $\tilde{U}_e(s_t) = \tilde{U}_e(\hat{W})$ for any $s_t \geq \hat{W}$.⁸

- If the smart device has already received a consumer request in the current episode but has not satisfied this request, recall we set $s_t = t - \tau_g$, where τ_g is the target time of this request. Notice that:
 1. If action “off” is selected, then with probability \tilde{p}_{s_t, g_t} , the “device portion” state transits to $[s_{t+1} = s_t + 1, g_{t+1} = g_t]^T$ at time $t + 1$ and the cost associated with this transition is $\Phi(x_t, a_t, x_{t+1}) = 0$. On the other hand, with probability $1 - \tilde{p}_{s_t, g_t}$, the user will cancel this request at the end of time period t . In this case, the current episode terminates and the smart device regenerates the “device portion” state based on distribution π_0 at time $t + 1$. The cost associated with this transition is $\Phi(x_t, a_t, x_{t+1}) = \gamma \tilde{U}_c(s_t, g_t)$, where \tilde{U}_c is defined in (6). Notice that we assume $\tilde{p}_{s_t, g_t} = 0$ if $s_t = W$.
 2. If action “on” is selected, the current cost is $\Phi(x_t, a_t, x_{t+1}) = P_t C + \gamma \tilde{U}_r(s_t, g_t)$, where $\tilde{U}_r(s_t, g_t)$ is defined in (5) and C is the constant energy consumed by a standardized

⁸That is, when $s_t \geq \hat{W}$ and action “off” is selected, with probability $1 - \sum_{\tau_g=t+1}^{t+1+W} \sum_{g=1}^{g_{max}} p_{\hat{W}, t+1-\tau_g, g}$, the smart device will stay at the same state.

job. Then the current episode terminates and the smart device regenerates the “device portion” state based on distribution π_0 at time $t + 1$.

Note that if the transition model of the device based MDP and the dissatisfaction function of the consumer are known, the device based MDP can be solved by dynamic programming (DP). Following ideas in classical DP, it is straightforward to derive the Bellman equation (see Appendix A) from which we can compute the optimal Q-function Q^* . Specifically, many DP algorithms, such as value iteration and policy iteration, can be used to compute Q^* (see [2]). We observe that for many DP algorithms, computing Q^* is tractable since the cardinalities of the state space \mathcal{S} and action space \mathcal{A} in a device based MDP are usually small. Once Q^* is available, one optimal policy μ^* is $\mu^*(x_t) \in \operatorname{argmin}_{a \in \mathcal{A}} Q^*(x_t, a)$.

Under the RL formulation, we assume that the EMS initially knows the state space \mathcal{S} , the action space \mathcal{A} , the discount α , the trade-off parameter γ and the per-job energy consumption C ; but it does not know the state transition model or the user’s dissatisfaction function. It observes the state transitions and the user’s evaluations (which are equal to the user’s dissatisfactions on rescheduling under Assumption 4) as it interacts with the user and the real-time energy price. At each time step, it aims to make good decisions based on its initial information, past observations and current state.

4.4 Demand Response Potential

As we have discussed in Section 3, any RL algorithm can be applied to the device based MDP model proposed in Subsection 4.3. To justify a RL algorithm achieves satisfactory performance, we need to compare its experimental performance with respect to the baseline policy without job rescheduling. In this subsection, we motivate and propose the notion of demand response potential, which upper bounds the cost reduction that can be achieved by any RL algorithm.

We start by defining some useful notation: we use $\mu : \mathcal{S} \times \mathcal{A} \rightarrow [0, 1]$ to denote a (randomized and stationary) policy of a device based MDP. Specifically, under (randomized) policy μ , at any state $x = [P, s, g]^T \in \mathcal{S}$, action $a \in \mathcal{A}$ is chosen with probability $\mu(x, a)$. As is classical in DP and RL, we use Q_μ to denote the Q-function of the device based MDP under policy μ (see [17]). Since we assume that the energy price P_t follows an exogenous ergodic Markov chain; thus, we use π_P to denote the unique stationary distribution of this price Markov chain. Moreover, recall that once an episode terminates, the “device portion” state is regenerated according to distribution π_0 . Recall that state $x = [P, s, g]^T$, thus, we use $x \sim \pi_P \times \pi_0$ to denote $P \sim \pi_P$, $[s, g]^T \sim \pi_0$, and P and $[s, g]^T$ are statistically independent. We define the performance of a policy μ as follows:

$$V_\mu = \mathbb{E}_{x \sim \pi_P \times \pi_0} \{ \mathbb{E}_{a \sim \mu(x, \cdot)} [Q_\mu(x, a) | x] \}. \quad (9)$$

We use μ_{base} to denote the baseline policy, and are interested in how much an RL algorithm can reduce the user’s cost with respect to $V_{\mu_{\text{base}}}$.

Recall that we use μ^* to denote the optimal policy. We define the demand response (DR) potential as

$$\text{DRP} = V_{\mu_{\text{base}}} - V_{\mu^*}. \quad (10)$$

By definition, DR potential is the maximum expected cost reduction that can be achieved by DR. Obviously, in the case when the transition model and the dissatisfaction function are known, μ^* can be derived beforehand and hence DRP is achieved. However, in the practical cases when the EMS needs to learn μ^* through some RL algorithm, DRP is generally not achievable. We define the relative DR potential (RDRP) as

$$\text{RDRP} = \text{DRP} / V_{\mu_{\text{base}}} = (V_{\mu_{\text{base}}} - V_{\mu^*}) / V_{\mu_{\text{base}}}. \quad (11)$$

Of course, DRP and RDRP depend on the problem instance. We are particularly interested in how DRP and RDRP vary with γ , since γ specifies the consumer's tradeoff between job rescheduling and the electricity bill paid. Under mild conditions, we have the following results on DRP and RDRP:

Theorem 1. *If (a) the energy price is always strictly positive, (b) the user's dissatisfaction function satisfies (5-7) and is always non-negative; (c) the user's dissatisfaction is 0 when a user's request is satisfied at its target time or is canceled before its target time, then we have that*

1. $V_{\mu_{\text{base}}}$ does not depend on γ .
2. There exists a $\gamma^* > 0$ s.t. μ_{base} is an optimal policy when $\gamma > \gamma^*$. Thus, as $\gamma \rightarrow \infty$, $\text{DRP} \rightarrow 0$.
3. DRP and RDRP are non-increasing functions of γ .
4. If $\gamma = 0$, then $\text{RDRP} = 1$.

Please refer to Appendix B for the proof of Theorem 1. Note that the condition (c) is reasonable since for a rational user, it is proper to assume his dissatisfaction is minimal if his request is satisfied at the target time, or canceled by him before the target time. Condition (a) and (b) can be achieved by shifting the dissatisfaction function and/or the energy price by a constant.

4.5 Performance Metric

We now propose a performance metric for RL algorithms. We start by defining some notation: for any $t = 0, 1, \dots$, use $\tilde{\mu}_t$ to denote the policy under which the RL algorithm chooses the action a_t at the beginning of time period t . We define the performance of the RL algorithm as

$$\tilde{V} = \mathbb{E} \left[\sum_{t=0}^{\infty} \alpha^t \Phi(x_t, \tilde{\mu}_t(x_t), x_{t+1}) \right], \quad (12)$$

note that the expectation is not only taken with respect to the initial state (similarly as (9), we assume $x_0 = [P_0, s_0, g_0]^T \sim \pi_P \times \pi_0$ in (12)), but also with respect to the subsequent stochastic transitions, noisy evaluations and possible randomizations in the RL algorithm. Note that by definition, we have $V_{\mu^*} \leq \tilde{V}$.

The performance metric of an RL algorithm is its relative improvement (RI) with respect to the baseline, which is defined as

$$\text{RI} = (V_{\mu_{\text{base}}} - \tilde{V}) / V_{\mu_{\text{base}}}. \quad (13)$$

RI captures the normalized expected cost reduction the user will benefit from an RL algorithm. Note that since $V_{\mu^*} \leq \tilde{V}$, we have $\text{RI} \leq \text{RDRP}$. That is, the relative DR potential is an upper bound on the relative improvement. Notice that RI can be negative, since there is no guarantee that $\tilde{V} \leq V_{\mu_{\text{base}}}$. We also note that the ratio RI/RDRP serves as an indicator on whether or not it is worthy to explicitly model the user behavior/dissatisfaction and the energy price. Specifically, if DRP is large but RI/RDRP is small for many widely used RL algorithms, then it might be worthy to explicitly model the user behavior/dissatisfaction and the energy price, as long as the cost of such modeling is smaller than $\tilde{V} - V_{\mu^*}$.

4.6 Possible Extensions

We now briefly discuss how to extend the device based MDP model proposed in Subsection 4.3, by relaxing the simplifying assumptions proposed in Subsection 4.1.

- For device clusters consisting of more than one devices, we can propose similar MDP models with possibly higher-dimensional states. One example is a device cluster consisting of a laundry machine and a dryer, for which we can combine these two devices as a “super device”, and still define the state as $x_t = [P_t, s_t, g_t]^T$, where P_t is the energy price, s_t is the elapsed time⁹, and g_t encodes information about both the *stage*¹⁰ and the priority of a job.
- If there are other exogenous grid signals, and/or the statistical models of the grid signals and the user behavior are time-varying (e.g. periodic), then we can propose a similar MDP model by incorporating other grid signals and/or time into the state x_t .
- Our proposed MDP model can be easily extended to enable the user to submit a new request while keeping the existing uncompleted requests (known as *stacking requests*). One way to achieve this is to define τ_g , the target time of the device, as a vector. Specifically, the cardinality of τ_g is the number of uncompleted requests to this device, and its components denote the target times of these requests. When the user submits a new request, we simply concatenate its target time to τ_g .
- In practice, the user will only evaluate some completed/canceled jobs at some later time (e.g. the end of a day). It is easy to extend our proposed MDP model to this case. One reasonable extension is to assume there is a fixed *evaluation time* each day (say 9pm each day), and at the evaluation time, for each completed/canceled request in the previous 24 hours, the user will evaluate with probability p_{eval} , where $p_{\text{eval}} \in (0, 1)$ is the *evaluation probability*. In general, p_{eval} can depend on the device, the request priority, and whether it is completed or canceled.

5 Experiment Results

In this section, we first briefly review the classical Q-learning algorithm in Subsection 5.1. Then we discuss a representative simulation example in Subsection 5.2. Finally, the simulation results are demonstrated in Subsection 5.3.

5.1 The Q-Learning Algorithm

As we have discussed in Section 4, many RL algorithms can be applied to our proposed device based RL problem. In this subsection, we implement one of the most popular and classical RL algorithms, known as Q-learning [21]. Q-learning is an off-policy learning algorithm; that is, it allows the learning agent to follow an exploratory policy while learning about an optimal policy. Another desirable features of Q-learning is that it is online, incremental and is easy to implement on real-time data.

Q-learning works based on temporal-difference learning [17]. At each time-step t the learning algorithm receives an input data in the form of $(x_t, a_t, \Phi_t, x_{t+1})$, where $\Phi_t \stackrel{\text{def}}{=} \Phi(x_t, a_t, x_{t+1})$ is the observed instantaneous cost after taking action a_t from state x_t and arriving at state x_{t+1} . Then the Q-learning algorithm updates the action-value function $Q_t(x_t, a_t)$ according to

$$Q_{t+1}(x_t, a_t) := Q_t(x_t, a_t) + \beta_t \left[\Phi_t + \alpha \min_{a' \in \mathcal{A}} Q_t(x_{t+1}, a') - Q_t(x_t, a_t) \right],$$

⁹In this example, we assume the user only cares when the dryer completes the job. Thus, there is only one target time and the elapsed time is well-defined (see (8)).

¹⁰In this example, the stage indicates if a request has been received, and if the laundry machine has completed the request. Notice that we should not allow the EMS to do speculative jobs in this example.

and $Q_{t+1}(x, a) := Q_t(x, a)$ if $(x, a) \neq (x_t, a_t)$. Note $Q_t \in \mathbb{R}^{|\mathcal{S}||\mathcal{A}|}$ is the state-action value function (Q-function) estimate in time period t , and $\beta_t > 0$ denotes step-size in time period t . If the step-size sequence satisfies $\sum_{t=0}^{+\infty} \beta_t = +\infty$ and $\sum_{t=0}^{+\infty} \beta_t^2 < +\infty$, then Q-learning is guaranteed to converge to the optimal solution if all states are visited infinitely often (see [17]).

To complete the description of a Q-learning algorithm, we also need to specify a behavioral policy μ_b under which the algorithm chooses actions. The choice of μ_b will affect data and thus would help the algorithm to learn an optimal policy faster. One main ingredient of μ_b is that it has to be exploratory policy during the learning process. One of standard, but crude, suggestions for how to select μ_b is as follows: for a small $0 < \epsilon < 1$, with probability ϵ (henceforth referred to as the “exploration probability”), the algorithm chooses action a_t from state x_t according to a randomized policy, and with probability $1 - \epsilon$, the algorithm chooses $a_t \in \operatorname{argmin}_{a \in \mathcal{A}} Q_t(x_t, a)$, where Q_t refers to the state-action value function estimate at time t . Here, we consider a randomized policy in the form of Boltzmann exploration

$$\pi(a_t|x_t) = \frac{\exp[-Q_t(x_t, a_t)/\eta]}{\sum_{a' \in \mathcal{A}} \exp[-Q_t(x_t, a')/\eta]},$$

where $\eta > 0$ is a tuning parameter and is referred to as the “temperature” of the Boltzmann exploration. The Q-learning algorithm that we implement in this paper is illustrated in Algorithm 1.

Algorithm 1 The Q-Learning Algorithm

- 1: **Initialize** Q_0 arbitrarily
- 2: **Repeat** for each episode j :
- 3: Choose a small constant step-size $\beta_j > 0$ for each episode
- 4: **for** each time period t in episode j **do**
- 5: Take action a_t at state x_t according to the behavioral policy μ_b
- 6: Observe the instantaneous cost Φ_t and new state x_{t+1}
- 7: Compute the TD error

$$\delta_t := \Phi_t + \alpha \min_{a' \in \mathcal{A}} Q_t(x_{t+1}, a') - Q_t(x_t, a_t)$$

- 8: Update

$$Q_{t+1}(x, a) := \begin{cases} Q_t(x, a) + \beta_j \delta_t & \text{if } (x, a) = (x_t, a_t) \\ Q_t(x, a) & \text{otherwise} \end{cases}$$

- 9: **end for**
-

5.2 Experiment Setup

In this subsection, we propose a representative example to which we apply the Q-learning algorithm detailed in Algorithm 1. Specifically, in this example, we assume that the exogenous price Markov chain has state space $\mathcal{P} = \{10, 12, 15, 20\}$, and the consumer requests have two different priorities, “high” and “normal”. We set the time windows $W = 4$ and $\hat{W} = 5$, the discrete-time discount $\alpha = 0.9995$ and the per job energy consumption $C = 1$. Thus, there are $|\mathcal{S}| = 96$ states in this example. The dissatisfaction functions \tilde{U}_r , \tilde{U}_c and \tilde{U}_e are illustrated in Figure 6(a), 6(b) and 6(c). Notice that these dissatisfaction functions satisfy the conditions of Theorem 1.

As to the transition model, we assume that if the smart device has not received a consumer request in the current episode, then under action “off”, it will receive a consumer request in the next time step with probability p_{s_t} . Notice that p_{s_t} is chosen to be an increasing function of the elapsed time s_t (see Figure 6(d)). We further notice that there are $(W + 1)g_{max} = 10$ types of consumer requests (with different target times and priorities), for simplicity, we assume these 10 types of requests are equally likely. Furthermore, if the smart device has received a consumer

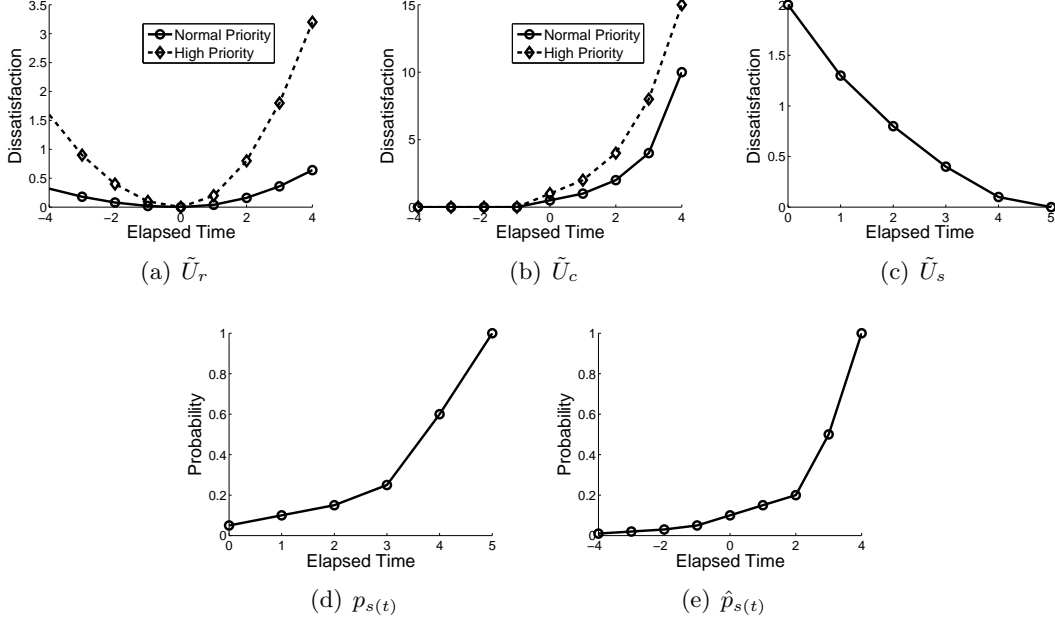


Figure 6: Dis-satisfactions Functions and Transition Model

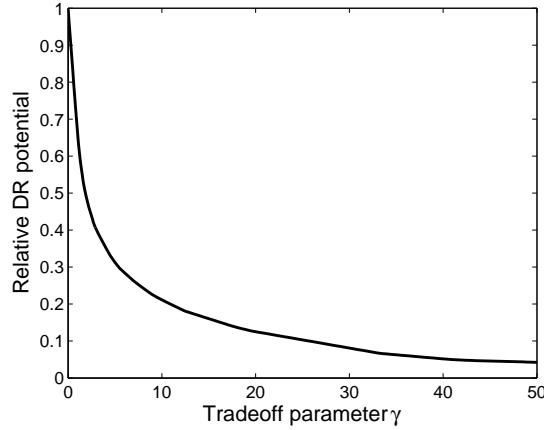


Figure 7: Relative DR potential (RDRP) as a Function of γ

request in the current episode, then under action “off”, the unsatisfied request will be canceled with probability \hat{p}_{s_t} . In this example, we assume the “cancellation probability” \hat{p} only depends on the elapsed time s_t and is independent of the priority g_t . We choose \hat{p}_{s_t} as an increasing function of s_t (see Figure 6(e)). Finally, we assume that when the smart device regenerates its state, with probability 1, the regenerated “device portion” state is $[s_{t+1} = 0, g_{t+1} = 0]^T$.

We plot the RDRP of this example as a function of the trade-off parameter γ (see Figure 7). Since this example satisfies the conditions of Theorem 1, thus, RDRP is a non-increasing function of γ . Furthermore, when $\gamma = 0$, RDRP = 1, and RDRP $\rightarrow 0$ as $\gamma \rightarrow \infty$.

5.3 Performance

In this subsection, we present the simulation results of the Q-learning algorithm on the representative example detailed above. We start by describing how we implement the Q-learning algorithm. We choose the “exploration probability” $\epsilon = 0.05$ and the “temperature” of the softmax policy $\eta = 0.1$. For episode j , we choose the step-size $\beta_j = \frac{10}{20+j}$. We initialize the Q-learning algorithm by setting $Q_0 = 0$.

For each trade-off parameter $\gamma = 0, 0.1, 0.2, \dots$, we run the Q-learning algorithm for $\left\lceil \frac{2}{1-\alpha} \right\rceil =$

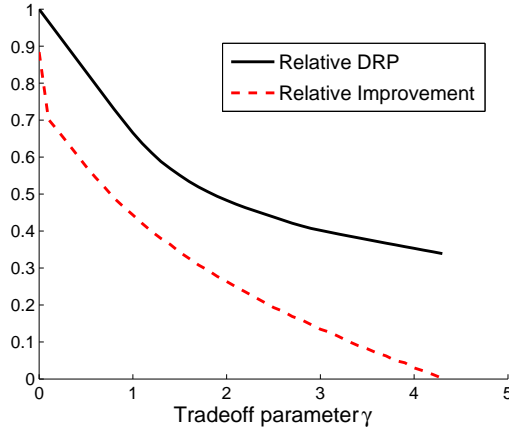


Figure 8: Relative improvement (RI) as a Function of γ

4,000 episodes, and repeat the simulation for 200 times. Then we approximate \tilde{V} by its sample mean, i.e., by averaging the simulation results in these 200 simulations. Note that $V_{\mu_{\text{base}}}$ can be analytically derived based on the Bellman equation under policy μ_{base} . Thus, RI can be (approximately) computed based on $V_{\mu_{\text{base}}}$ and the sample mean of \tilde{V} . The simulation results are summarized in Figure 8, where we plot the RI as function of the trade-off parameter γ . Note that we only plot the simulation results for $0 \leq \gamma \leq 4.3$, since for $\gamma \geq 4.4$, we have $\tilde{V} > V_{\mu_{\text{base}}}$. Consequently, for $\gamma \geq 4.4$, RI is negative.

We conclude this section by briefly discussing about the simulation results. Notice that Figure 8 shows that in this representative example, RI is a decreasing function of γ . This implies that with all the other parameters fixed, the more the user prefers “no rescheduling” to “low energy price”, the harder for the Q-learning algorithm to achieve a significant improvement compared with the baseline.

6 Conclusion and Future Work

We have motivated and proposed a novel EMS formulation for the DR problem in the residential and small commercial building sectors, which we refer to as the device based RL problem. Specifically, we have shown that under appropriate assumptions, our proposed EMS formulation does not require a pre-specified disutility function modeling the consumer’s dissatisfaction on job rescheduling, and has a computational complexity that grows linearly with the number of device clusters. Our new EMS formulation also enables the EMS to self-initiate jobs and allows the users to the initiate more flexible requests. We have also demonstrated the simulation results when the classical Q-learning algorithm is applied to a representative example. Simulation results suggest that for a broad range of trade-off parameter γ , the Q-learning algorithm outperforms the baseline policy without any job rescheduling.

Finally, we briefly discuss some possible future work. It is worth pointing out that some assumptions in this paper (e.g. Assumption 3) are motivated by daily observations. One possible future work is to test these assumptions based on real-world data and statistical methods. Moreover, in this paper, we have only applied Q-learning, one of the classical RL algorithms, to a representative synthetic example. In the future, we plan to apply some state-of-the-art RL algorithms (see [18, 20]) to this example, as well as other synthetic/real-world examples.

Acknowledgment

We acknowledge Prof. Benjamin Van Roy for his insightful comments on this paper.

References

- [1] G. Barbose, C. Goldman, and B. Neenan. A survey of utility experience with real time pricing. *Lawrence Berkeley National Laboratory: Lawrence Berkeley National Laboratory*, 2004.
- [2] D. Bertsekas. *Dynamic Programming and Optimal Control*. Athena Scientific, Massachusetts, 2005.
- [3] Dimitri P. Bertsekas and John Tsitsiklis. *Neuro-Dynamic Programming*. Athena Scientific, September 1996.
- [4] S. Borenstein, M. Jaske, and A. Rosenfeld. Dynamic pricing, advanced metering, and demand response in electricity markets. *UC Berkeley: Center for the Study of Energy Markets*, October 2002.
- [5] S Braithwait and Kelly Eakin. The role of demand response in electric power market design. *Edison Electric Institute*, 2002.
- [6] Adam Coates, Pieter Abbeel, and Andrew Y. Ng. Autonomous helicopter flight using reinforcement learning. In *Encyclopedia of Machine Learning*, pages 53–61. 2010.
- [7] Ahmad Faruqui and Stephen George. Quantifying customer response to dynamic pricing. *The Electricity Journal*, 18(4):53 – 63, 2005.
- [8] Karen Herter. Residential implementation of critical-peak pricing of electricity. *Energy Policy*, 35(4):2121 – 2130, 2007. ISSN 0301-4215.
- [9] Karen Herter. An exploratory analysis of California residential customer response to critical peak pricing of electricity. *Energy*, 32(1):25 – 34, January 2007.
- [10] Emre Can Kara, Mario Berges, Bruce Krogh, and Soumya Kar. Using smart devices for system-level management and control in the smart grid: A reinforcement learning framework. In *Smart Grid Communications (SmartGridComm), 2012 IEEE Third International Conference on*, pages 85–90. IEEE, 2012.
- [11] E. Koch and M.A. Piette. Architecture concepts and technical issues for an open, interoperable automated demand response infrastructure. In *Grid Interop Forum*, Albuquerque, NM, US, November 2007.
- [12] M. LeMay, R. Nelli, G. Gross, and C. A. Gunter. An integrated architecture for demand response communications and control. in *Proc. of the 41st Hawaii International Conference on System Sciences*, 2008.
- [13] D. O'Neill, M. Levorato, A. J. Goldsmith, and U. Mitra. Residential demand response using reinforcement learning. In *IEEE SmartGridComm*, Gaithersburg, Maryland, USA, OCT 2010.
- [14] M. A. Piette, O. Sezgen, D. Watson, N. Motegi, C. Shockman, and L. ten Hope. Development and evaluation of fully automated demand response in large facilities. January 2005.
- [15] M. A. Piette, D. Watson, N. Motegi, and S. Kiliccote. Automated critical peak pricing field tests: 2006 pilot program description and results. In *LBNL Report 62218*, Albuquerque, NM, US, May 2007.
- [16] J.G. Roos and I.E. Lane. Industrial power demand response analysis for one-part real-time pricing. *Power Systems, IEEE Transactions on*, 13(1):159 –164, feb 1998.

- [17] R.S. Sutton and A.G. Barto. *Reinforcement learning*. MIT Press, 1998.
- [18] Csaba Szepesvári. *Algorithms for Reinforcement Learning*. Synthesis Lectures on Artificial Intelligence and Machine Learning. Morgan & Claypool Publishers, 2010.
- [19] Konstantin S. Turitsyn, Scott Backhaus, Maxim Ananyev, and Michael Chertkov. Smart finite state devices: A modeling framework for demand response technologies. *CoRR*, abs/1103.2750, 2011.
- [20] Benjamin Van Roy and Zheng Wen. Generalization and exploration via randomized value functions. *CoRR*, abs/1402.0635, 2014.
- [21] C. Watkins. *Learning from Delayed Rewards*. PhD thesis, University of Cambridge, 1989.
- [22] Zheng Wen. *Efficient Reinforcement Learning with Value Function Generalization*. PhD thesis, Stanford University, 2014.
- [23] Zheng Wen and Benjamin Van Roy. Efficient exploration and value function generalization in deterministic systems. In *NIPS*, pages 3021–3029, 2013.
- [24] Zheng Wen, Louis J. Durlofsky, Benjamin Van Roy, and Khalid Aziz. Use of approximate dynamic programming for production optimization. In *SPE Proceedings*, the Woodlands, Texas, USA, February 2011.
- [25] Zheng Wen, Louis J. Durlofsky, Benjamin Van Roy, and Khalid Aziz. Approximate dynamic programming for optimizing oil production. In Frank L. Lewis and Derong Liu, editors, *Reinforcement Learning and Approximate Dynamic Programming for Feedback Control*. Wiley-IEEE Press, 2012.

Appendix A Bellman Equation

It is worth pointing out that if the transition model of the device based MDP and the dissatisfaction function of the consumer are known, the device based MDP can be solved by dynamic programming (DP). Following ideas in classical DP, in this section, we derive the Bellman equation from which we can compute the optimal Q-function.

Recall that $x_t = [P_t, s_t, g_t]^T$ and the action space at each state is $\mathcal{A} = \{\text{off}, \text{on}\}$, we have

- If the smart device has not received a consumer request in the current episode, we have

$$Q^*(x_t, \text{on}) = P_t C + \gamma \tilde{U}_e(s_t) + \alpha \mathbb{E} \left\{ \min_{a \in \mathcal{A}} Q^*([P_{t+1}, s_{t+1}, g_{t+1}]^T, a) \right\},$$

where the expectation is over P_{t+1} , s_{t+1} and g_{t+1} . Specifically, P_{t+1} is drawn according to the transition probability of the price Markov chain, and $[s_{t+1}, g_{t+1}]^T$ is drawn according to the “device portion” regeneration distribution π_0 .

On the other hand, we have

$$\begin{aligned} Q^*(x_t, \text{off}) &= \alpha \mathbb{E} \left[\sum_{s'=-W}^0 \sum_{g=1}^{g_{max}} p_{s_t, s', g} \min_{a \in \mathcal{A}} Q^*([P_{t+1}, s', g]^T, a) \right. \\ &\quad \left. + (1 - p_{s_t}) \min_{a \in \mathcal{A}} Q^*([P_{t+1}, \tilde{s}(t+1), 0]^T, a) \right], \end{aligned}$$

where the expectation is over P_{t+1} . Specifically, $p_{s_t} = \sum_{s'=-W}^0 \sum_{g=1}^{g_{max}} p_{s_t, s', g}$ is the probability that a consumer request will be received in the next time step, $\tilde{s}(t+1) = s_t + 1$ if $s_t < \hat{W}$ and $\tilde{s}(t+1) = \hat{W}$ if $s_t = \hat{W}$, and P_{t+1} is drawn according to the transition probability of the price Markov chain.

- If the smart device has already received a consumer request in the current episode, we have

$$Q^*(x_t, \text{on}) = P_t C + \gamma \tilde{U}_r(s_t, g_t) + \alpha \mathbb{E} \left\{ \min_{a \in \mathcal{A}} Q^*([P_{t+1}, s_{t+1}, g_{t+1}]^T, a) \right\},$$

where the expectation is over P_{t+1} , s_{t+1} and g_{t+1} . Similarly, P_{t+1} is drawn according to the transition probability of the price Markov chain, and $[s_{t+1}, g_{t+1}]^T$ is drawn according to the “device portion” regeneration distribution π_0 .

On the other hand, we have

$$\begin{aligned} Q^*(x_t, \text{off}) &= \alpha \tilde{p}_{s_t, g_t} \mathbb{E} \left[\min_{a \in \mathcal{A}} Q^*([P_{t+1}, s_t + 1, g_t]^T, a) \right] + (1 - \tilde{p}_{s_t, g_t}) \left[\gamma \tilde{U}_c(s_t, g_t) \right. \\ &\quad \left. + \alpha \mathbb{E} \left\{ \min_{a \in \mathcal{A}} Q^*([P_{t+1}, s_{t+1}, g_{t+1}]^T, a) \right\} \right]. \end{aligned}$$

Note that $\tilde{p}_{s_t, g_t} = 0$ if $s_t = W$. The expectation in the first line is over P_{t+1} , where P_{t+1} is drawn according to the transition probability of the price Markov chain. On the other hand, the expectation in the third line is over P_{t+1} , s_{t+1} and g_{t+1} , where P_{t+1} is also drawn according to the transition probability of the price Markov chain, and $[s_{t+1}, g_{t+1}]^T$ is drawn according to the “device portion” regeneration distribution π_0 .

From the classical DP theory, the optimal Q-function Q^* is the unique solution of the above-derived Bellman equation. Furthermore, many DP algorithms, such as value iteration and policy

iteration, can be used to compute Q^* . We observe that for many DP algorithms, computing Q^* is tractable since the cardinalities of the state space \mathcal{S} and action space \mathcal{A} in a device based MDP are usually small. Once Q^* is available, one optimal policy μ^* is

$$\mu^*(x_t) \in \underset{a \in \mathcal{A}}{\operatorname{argmin}} Q^*(x_t, a).$$

Appendix B Proof for Theorem 1

Proof for Theorem 1:

Note that $\forall \mu : \mathcal{S} \times \mathcal{A} \rightarrow [0, 1]$, V_μ can be expressed as

$$V_\mu = A_\mu + \gamma B_\mu,$$

where A_μ is the expected infinite-horizon discounted electricity bill, and B_μ is the expected infinite-horizon discounted user dissatisfaction on rescheduling. Furthermore, neither A_μ nor B_μ depends on γ .

First, we prove that $V_{\mu_{\text{base}}}$ does not depend on γ . Note that under policy μ_{base} , the EMS will never initiate a job; furthermore, any job initiated by the user is either completed at its target time or canceled by the user before its target time. Thus, under Assumption 5, we have $B_{\mu_{\text{base}}} = 0$. So we have $V_{\mu_{\text{base}}} = A_{\mu_{\text{base}}}$, which does not depend on γ .

Second, we prove that there exists a $\gamma^* > 0$ s.t. μ_{base} is an optimal policy when $\gamma > \gamma^*$. Note that under Assumption 5, μ_{base} , which is a deterministic policy, minimizes B_μ , since $B_\mu \geq 0$ for any μ and $B_{\mu_{\text{base}}} = 0$. Note that there are finite deterministic policies, and we use ΔB to denote the “second best” B_μ under deterministic policies

$$\Delta B = \min_{\text{deterministic } \mu: B_\mu > 0} B_\mu.$$

Note that the maximum cost reduction from A_μ is $\frac{1}{1-\alpha} (P_{\max} - P_{\min}) C$, where $P_{\max} = \max_{P \in \mathcal{P}} P$ is the highest energy price and $P_{\min} = \min_{P \in \mathcal{P}} P$ is the lowest energy price. Thus, if we choose

$$\gamma^* = \frac{(P_{\max} - P_{\min}) C}{(1 - \alpha) \Delta B},$$

then, $\forall \gamma > \gamma^*$, μ_{base} outperforms all the deterministic policies (i.e. $V_{\mu_{\text{base}}} \leq V_\mu$ for any deterministic μ). Consequently, it is an optimal policy. Thus $\text{DRP} = 0$ for any $\gamma > \gamma^*$. As a result, we have $\text{DRP} \rightarrow 0$ as $\gamma \rightarrow \infty$.

Third, we prove that DRP is a non-increasing function of γ . To formalize the result, we use $V_\mu(\gamma)$ to denote the performance of policy μ at tradeoff parameter γ . Recall $V_\mu(\gamma) = A_\mu + \gamma B_\mu$, and $B_\mu \geq 0$ under Assumption 5, thus $V_\mu(\gamma)$ is a non-decreasing function of γ for any μ . Furthermore, we use $\mu^*(\gamma)$ to denote an optimal policy in the problem instance with tradeoff parameter γ . Thus, for any $0 \leq \gamma_1 \leq \gamma_2$, we have that

$$V_{\mu^*(\gamma_1)}(\gamma_1) \leq V_{\mu^*(\gamma_2)}(\gamma_1),$$

since $\mu^*(\gamma_1)$ is an optimal policy in the problem instance with parameter γ_1 , and

$$V_{\mu^*(\gamma_2)}(\gamma_1) \leq V_{\mu^*(\gamma_2)}(\gamma_2),$$

since $\mu^*(\gamma_2)$ is a fixed policy and $\gamma_1 \leq \gamma_2$. Thus, $V_{\mu^*(\gamma_1)}(\gamma_1) \leq V_{\mu^*(\gamma_2)}(\gamma_2)$, that is, V_{μ^*} is a non-decreasing function of γ . Since $\text{DRP} = V_{\mu_{\text{base}}} - V_{\mu^*}$, and $V_{\mu_{\text{base}}}$ does not depend on γ , and V_{μ^*} is non-decreasing in γ , thus, DRP is non-increasing in γ . From the definition of RDRP , it is also non-increasing in γ .

Finally, we prove that $\text{RDRP} = 1$ when $\gamma = 0$. Note when $\gamma = 0$, the EMS does not care

about the user's dis-satisfaction on job rescheduling. Consider a policy μ' under which

- The EMS will never initiate a job.
- The EMS ignores all the jobs initiated by the user; it just waits for the user to cancel the requested job.

Obviously, when $\gamma = 0$, we have $V_{\mu'} = 0$. Thus we have $V_{\mu^*} \leq V_{\mu'} = 0$. On the other hand, from Assumption 5, we have $V_{\mu^*} \geq 0$ (since the energy price is always strictly positive and the user's dissatisfaction function is always non-negative). Thus we have $V_{\mu^*} = 0$ and

$$\text{RDRP} = \frac{V_{\mu_{\text{base}}} - V_{\mu^*}}{V_{\mu_{\text{base}}}} = 1.$$

Q.E.D.