

Chaotic enhancement of dark matter density in binary systems

G. Rollin¹, J. Lages¹, and D. L. Shepelyansky²

- ¹ Institut UTINAM, Observatoire des Sciences de l'Univers THETA, CNRS & Université de Franche-Comté, 25030 Besançon, France
e-mail: rollin@obs-besancon.fr
e-mail: jose.lages@utinam.cnrs.fr
- ² Université de Toulouse, UPS, Laboratoire de Physique Théorique (IRSAMC) F-31062 Toulouse, France; CNRS, LPT (IRSAMC), F-31062 Toulouse, France
e-mail: dima@irsamc.ups-tlse.fr

Received ; accepted

ABSTRACT

We study the capture of galactic dark matter particles (DMP) in two-body and few-body systems with a symplectic map description. This approach allows modeling the scattering of 10^{16} DMPs after following the time evolution of the captured particle on about 10^9 orbital periods of the binary system. We obtain the DMP density distribution inside such systems and determine the enhancement factor of their density in a center vicinity compared to its galactic value as a function of the mass ratio of the bodies and the ratio of the body velocity to the velocity of the galactic DMP wind. We find that the enhancement factor can be on the order of tens of thousands.

Key words. chaos – binaries – dark matter

1. Introduction

In 1890, Henri Poincaré proved that the dynamics of the three-body gravitational problem is generally non-integrable (Poincaré 1890). Even 125 years later, many aspects of this problem remain unsolved. Thus the capture cross-section σ of a particle that scatters on the binary system of Sun and Jupiter has only recently been determined, and it has been shown that σ is much larger than the area of the Jupiter orbit (Khriplovich & Shepelyansky 2009; Lages & Shepelyansky 2013). The capture mechanism is described by a symplectic dynamical map that generates a chaotic dynamics of a particle. The scattering, capture, and dynamics of a particle in a binary system recently regained interest with the search for dark matter particles (DMP) in the solar system and the Universe (Bertone et al. 2005; Garrett & Dūda 2011; Merritt 2013). Thus it is important to analyze the capture and ejection mechanisms of a DMP by a binary system. Such a system can be viewed as a binary system with a massive star and a light body orbiting it. This can be the Sun and Jupiter, a star and a giant planet, or a super massive black hole (SMBH) and a light star or black hole (BH). In this work we analyze the scattering process of DMP galactic flow, with a constant space density, in a binary system. One of the main questions here is whether the density of captured DMPs in a binary system can be enhanced compared to the DMP density of the scattering flow.

The results obtained by Lages & Shepelyansky (2013) show that a volume density of captured DMPs at a distance of the Jupiter radius $r < r_p = r_J$ is enhanced by a factor $\zeta \approx 4000$ compared to the density of Galactic DMPs which are captured after one orbital period around the Sun and which have an energy corresponding to velocities $v < v_{cap} \sim v_p \sqrt{m_p/M} \sim 1 \text{ km.s}^{-1} \ll u$. Here, m_p , M are the masses of the light and massive bodies, respectively, $u \approx 220 \text{ km.s}^{-1}$ is the average veloc-

ity of a Galactic DMP wind for which, following Bertone et al. (2005), we assume a Maxwell velocity distribution: $f(v)dv = \sqrt{54/\pi} v^2 / u^3 \exp(-3v^2/2u^2) dv$.

Our results presented below show that for an SMBH binary system with $v_{cap} > u$ there is a large enhancement factor $\zeta_g \sim 10^4$ of the captured DMP volume density, taken at a distance of about a binary system size, compared to its galactic value for all scattering energies (and not only for the DMP volume density at low velocities $v < v_{cap} \ll u$, as discussed by Lages & Shepelyansky (2013)). We note that the Galactic DMP density is estimated at $\rho_g \sim 4 \times 10^{-25} \text{ g.cm}^{-3}$, while the typical intergalactic DMP density is estimated to be $\rho_{g0} \sim 2.5 \times 10^{-30} \text{ g.cm}^{-3}$ (Garrett & Dūda 2011; Merritt 2013). At first glance, this high enhancement factor $\zeta_g \sim 10^4$ seems to be rather unexpected because it apparently contradicts Liouville's theorem, according to which the phase space density is conserved during a Hamiltonian evolution. Because of this, it is often assumed (Gould & Alam 2001; Lundberg & Edsjö 2004) that the volume (or space) DMP density cannot be enhanced for DMPs captured by a binary system, and thus $\zeta_g \sim 1$. Below we show that this restriction is not valid for the following reasons: first, we have an open system where DMPs can escape to infinity, being ejected from the binary system by a time-dependent force induced by binary rotation. This means that the dynamics is not completely Hamiltonian. Second, DMPs are captured (or they linger, or are trapped) and are accumulated from continuum at negative coupled energies near the binary during a certain capture lifetime (although not forever). Thus, the longer the capture lifetime, the higher the accumulated density. Third, we obtain the enhancement for the volume density and not for the density in the phase space, for which the enhancement is indeed restricted by Liouville's theorem. We discuss the details of this enhancement effect in the next sections.

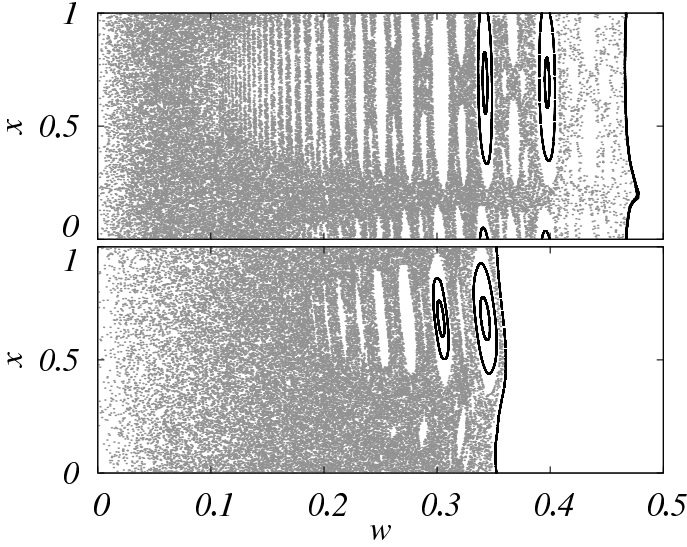


Fig. 1. Poincaré sections for the dark map (1) (top) and the Kepler map (2) (bottom) for parameters of the Halley comet case in Eq. (1) and $J = 0.007$ in Eq. (2) (see text).

The scattering and capture process of a DMP in a binary system can be an important element of galaxy formation. This process can also be useful to analyze cosmic dust and DMP interaction with a supermassive black hole binary. This is expected to play a prominent role in galaxy formation, see Graham et al. (2015). Thus we hope that analyzing this process will be useful for understanding the properties of velocity curves in galaxies, which was started by Zwicky (1933) and Rubin et al. (1980). We note that the velocity curves of captured DMPs in our binary system have certain similarities with those found in real galaxies.

2. Symplectic map description

Following the approach developed by Petrosky (1986), Chirikov & Vecheslavov (1989), Malyshkin & Tremaine (1999), and Lages & Shepelyansky (2013), we used a symplectic dark map description of the DMP dynamics in one orbital period of a DMP in a binary system

$$w_{n+1} = w_n + F(x_n), \quad x_{n+1} = x_n + w_{n+1}^{-3/2}, \quad (1)$$

where $x_n = t_n/T_p \pmod{1}$ is given by time t_n taken at the moment of DMP n -th passage through perihelion, T_p is the planet period, and $w = -2E/m_d v_p^2$. Here E , m_d , and v_p are the energy, mass of the DMP, and the velocity of the planet or star. The amplitude J of the kick $F(x)$ is proportional to the mass ratio $J \sim m_p/M$. The shape of $F(x)$ depends on the DMP perihelion distance q , the inclination angle θ between the planetary plane (x, y) and DMP plane, and the perihelion orientation angle φ , as discussed by Lages & Shepelyansky (2013). In the following we use for convenience units with $m_d = v_p = r_p = 1$ (here m_d is the DMP mass, which does not affect the DMP dynamics in gravitational systems).

For $q > r_p$ the amplitude J drops exponentially with q and $F(x) = J \sin(2\pi x)$, as shown by Petrosky (1986). This functional form of $F(x)$ is significantly simpler than the real one at $q < r_p$, while it still produces chaotic dynamics at $0 < w \ll 1$ and integrable motion with invariant curves above a chaos border $w > w_{ch}$. In this regime the map takes the form

$$w_{n+1} = w_n + J \sin(2\pi x_n), \quad x_{n+1} = x_n + w_{n+1}^{-3/2}. \quad (2)$$

The same map describes a microwave ionization of excited hydrogen atoms that is called the Kepler map, see (see Casati et al. 1987; Shepelyansky 2012). There, the Coulomb attraction plays the role of gravity, while a circular planet rotation is effectively created by the microwave polarization. The microwave ionization experiments performed by Galvez et al. (1988) were made for three-dimensional atoms, but the ionization process is still well described by the Kepler map (see Casati et al. 1990; Shepelyansky 2012). These results provide additional arguments in favor of a simplified Kepler map description of DMP dynamics in binary systems. The dynamics of the Kepler map can be locally described by the Chirikov standard map (see Chirikov 1979). We note that the approach based on the Kepler map has recently been used to determine chaotic zones in gravitating binaries, see Shevchenko (2015).

The similarity of dynamics of dark (1) and Kepler (2) maps is also well visible from comparing their Poincaré sections, shown in Fig. 1, for the typical dark map parameters corresponding to the Halley comet (see Fig.1a in Lages & Shepelyansky 2013) and the corresponding parameter J of the Kepler map.

To take into account that J decreases with q , we use the relation $J = J_0 = \text{const}$ for $q < q_b$ and $J = J_0 \exp(-\alpha(q - q_b))$ for $q \geq q_b$ (below J is used instead of J_0). We use $q_b = 1.5$ and $\alpha = 2.5$, corresponding to typical dark map parameters (see Fig.1 in Lages & Shepelyansky 2013), but we checked that the obtained enhancement is not affected by a moderate variation of q_b or α . The simplicity of map (2) allows increasing the number N_p of injected DMPs by a factor one hundred compared to map (1). The correspondence between (1) and (2) is established by the relation $J = 5m_p/M$, which works approximately for the typical parameters of Halley comet case.

Of course, as discussed by Lages & Shepelyansky (2013), the dark map and moreover the Kepler map give an approximate description of DMP dynamics in binary systems. However, this approach is much more efficient than the exact solution of Newton equations used by Peter (2009a), Peter (2009b), and Sivertsson & Edsjö (2012) and allows obtaining results with very many DMPs injected during the lifetime of the solar system (SS) $t_S = 4.5 \times 10^9$ years. The validity of such a map description is justified by the results obtained by Petrosky (1986), Chirikov & Vecheslavov (1989), Malyshkin & Tremaine (1999), Lages & Shepelyansky (2013), Rollin et al. (2015), and Casati et al. (1990).

3. Capture cross-section

The capture cross-section σ is computed as previously described by Lages & Shepelyansky (2013) with $\sigma(w)/\sigma_p = (\pi^2 r_p |w|)^{-1} \int_0^{2\pi} d\theta \int_0^\pi d\varphi \int_0^\infty dq h(q, \theta, \varphi)$, where h is a fraction of DMPs captured after one map iteration from $w < 0$ to $w > 0$, given by an interval length inside the $F(x)$ envelope at $|w| = \text{const}$, $\sigma_p = \pi r_p^2$. The equation for $\sigma(w)$ is based on the expression for the scattering impact parameter $r_d^2 = 2qr_p/|w|$. For the Kepler map the h -function only depends on q , and the numerical computation is straightforward. The differential energy distribution of captured DMPs is $dN/dw = \sigma(w)n_g f(w)/2$ with $n_g = \rho_g/m_d$.

The results for $\sigma(w)$ and $dN/dw/N_p$, obtained for maps (1) and (2), are shown in Fig. 2. Here $N_p = \int_0^1 dw n_g \sigma_p v_p^2 f(w)/2$ is the number of DMPs crossing the planet orbit area per unit of time. The results of Fig. 2 show that both maps give similar results, which provides additional support for the Kepler map description. The theoretical dependence $\sigma \propto 1/|w|$, predicted by

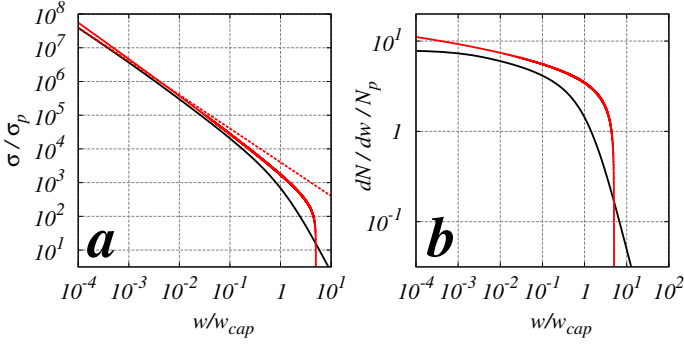


Fig. 2. (a) Dependence of the capture cross-section σ on DMP energy w for Sun-Jupiter (black curve, data from Ref.[8]) and for the Kepler map at $J = 0.005$ (red curve); the dashed line shows the dependence $\sigma \propto 1/|w|$. (b) Dependence of the rescaled captured number of DMPs on energy w for the models of the left panel. Here $w_{cap} = 0.001$.

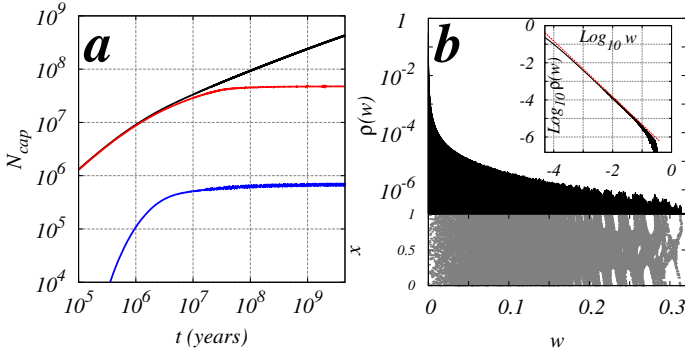


Fig. 3. (a) Number N_{cap} of captured DMPs as a function of time t in years for the energy range $w > 0$ (black curve), $w > 4 \cdot 10^{-5}$ corresponding to half the distance between Sun and the Alpha Centauri system (red curve), $w > 1/20$ corresponding to $r < 100$ AU (blue curve); $N_J = 4 \times 10^{11}$ DMPs are injected during SS lifetime t_S ; data are obtained from the map (2) at $J = 0.005$, $u = 17$ corresponding to the Sun-Jupiter case. (b) The top part shows the density distribution $\rho(w) \propto dN/dw$ in energy w at time t_S (normalized as $\int_0^\infty \rho dw = 1$), the bottom part shows the Poincaré section of the map (2); the inset shows the density distribution of the captured DMPs in w (black curve), the red line shows the slope $-3/2$.

Khriplovich & Shepelyansky (2009), is clearly confirmed. The only difference between maps (1) and (2) is that the kick amplitude $J \approx 5m_p/M$ for (2) is restricted, and thus after one kick we may have only $|w| \leq J$, while for (1) some orbits can be captured with $|w| > J = 5m_p/M$ as a result of close encounters. However, the probability of such events is low.

4. Chaotic dynamics

The injection, capture, evolution, and escape of DMPs is computed as described by Lages & Shepelyansky (2013): we numerically modeled a constant flow of scattered DMPs with an energy distribution $dN_s = \sigma(w)v_p^2 f(w)dw/2$ per time unit (we used $q \leq q_{max} = 4r_p$). For Jupiter we have $u \approx 17 \gg 1$ and $dN_s \propto dqdw$. However, for an SMBH we can have $u^2 < J$ so that one kick captures almost all the DMPs from the galactic distribution $f(w)$. In this case, we used the whole distribution $f(w)$ ($w = v^2$). Map (2) is simpler than (1) since the kick function only depends on q , which allows performing simulations with more DMPs.

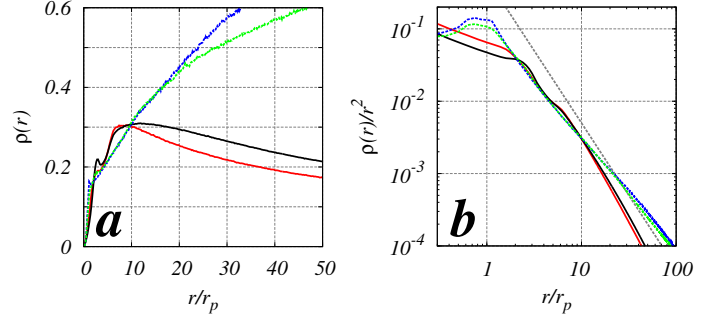


Fig. 4. (a) Stationary radial density $\rho(r) \propto dN/dr$ from the Kepler map at $J = 0.005$ with $u = 17$ at time t_S (red curve) and $u = 0.035$ at time $t_u \approx 4 \times 10^8 T_p$ (black curve); data from the dark map at $m_p/M = 10^{-3}$ are shown by the blue curve at $u = 17$ and time t_S for the Sun-Jupiter case, and by the green curve at $u = 0.035$ and t_S for the SMBH; the normalization is fixed as $\int_0^{r_p} \rho dr = 1$, $r_p = 1$. (b) Volume density $\rho_v = \rho/r^2$ from the data of panel (a), the dashed line shows the slope -2 .

The scattering and evolution processes were followed during the whole lifetime t_S of the SS. The total number of DMPs, injected during time t_S for $|w| \leq J$ and all q is N_J . For the Kepler map the highest value is $N_J = 4 \times 10^{11}$, which is 100 times higher than for the dark map.

The time dependence $N_{cap}(t)$ for the Kepler map, shown in Fig. 3, is very similar to that found for the dark map by Lages & Shepelyansky (2013). For a finite SS region $w > 1/20$ the growth of $N_{cap}(t)$ saturates after a time scale of $t_d \approx 10^7$ years. This scale approximately corresponds to a diffusive escape time $t_d \sim 12 \text{ years}/D \sim 10^6$ years, where the diffusion rate is taken in a random phase approximation to be $D \approx J^2/2$ (see, e.g., Casati et al. 1987). The diffusive spreading extends from $w \sim 0$ up to chaos border $w_{ch} \approx 0.3$. This value agrees well with the theoretical value $w_{ch} = (3\pi J)^{2/5} = 0.29$ obtained from the Chirikov criterion (Chirikov 1979) (see discussion for DMP dynamics in Petrosky 1986; Casati et al. 1987; Khriplovich & Shepelyansky 2009). The validity of the Chirikov criterion in this system was also demonstrated in Shevchenko (2015). As for the dark map, we obtain a density distribution of $\rho(w) \propto 1/w^{3/2}$, corresponding to the ergodic estimate according to which $\rho(w)$ is proportional to time period at a given w . The results of Figs. 1, 2, and 3 confirm the close similarity of dynamics described by maps (1) and (2).

5. Radial variation of the dark matter density

To compute the DMP density, we considered captured orbits N_{AC} with $w > 4 \times 10^{-5}$. The radial density $\rho(r)$ was computed by the method described by Lages & Shepelyansky (2013): N_{AC} were determined at instant time t_S ; for them the dynamics in real space was recomputed during a time period $\Delta t \sim 100$ years of planet. The value of $\rho(r)$ was computed by averaging over $k = 10^3$ points randomly distributed over Δt for all N_{AC} orbits.

We also checked that a semi-analytical averaging, using an exact density distribution over Kepler ellipses for each of N_{AC} orbits, gives the same result: assuming ergodicity $\rho_{w,q}(r)dr = w^{3/2}dt/2\pi$ and using Kepler's equation, the radial density of the DMPs on a given orbit is $\rho_{w,q}(r) = (rw^2/2\pi)((1 - qw)^2 - (1 - rw)^2)^{-1/2}$, then adding the radial density of each N_{AC} orbit, we retrieve the DMP radial density $\rho(r)$ shown in Fig. 4. From the obtained space distribution we determine a fraction η_{r_i} of N_{AC} DMP orbits located inside a range $0 \leq$

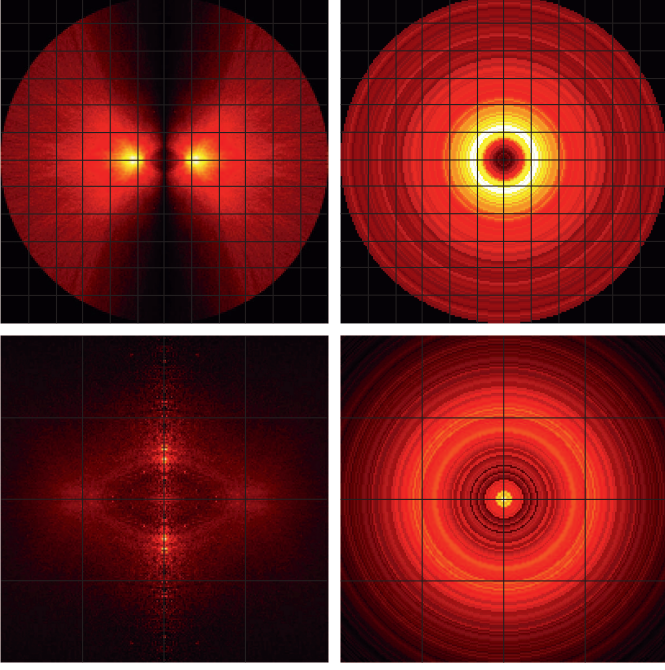


Fig. 5. Density of captured DMPs at present time $t_S/T_p \approx 4 \times 10^8$ for the dark map at $m_p/M = 10^{-3}$ and $u/v_p = 0.035$. *Top panels:* DMP surface density $\rho_s \propto dN/dzdr_p$ shown at the *left* in the cross plane $(0, y, z)$ perpendicular to the planetary orbit (data are averaged over $r_p = \sqrt{x^2 + y^2} = \text{const}$), at the *right* in the planet plane $(x, y, 0)$; only the range $|r| \leq 6$ around the center is shown. *Bottom panels:* corresponding DMP volume density $\rho_v \propto dN/dxdydz$ at the *left* in the plane $(0, y, z)$, at the *right* in the planet plane $(x, y, 0)$; only the range $|r| \leq 2$ around the SMBH is shown. The color is proportional to the density with yellow/black for maximum/zero density.

$r \leq r_i$ by computing $\eta_{ri} = \Delta N_i / (kN_{AC})$, where ΔN_i is the number of points inside the above range (we used $r_i/r_p = 0.2, 1$, and 6).

In Fig. 4 we show the dependence of radial $\rho(r)$ and volume $\rho_v = \rho/r^2$ densities on distance r . For the Kepler map data, the density $\rho(r)$ has a characteristic maximum at r_{max} that is determined by the chaos border position $r_{max} \approx 2/w_{ch}$ (this dependence, as well as the relation $w_{ch} = (3\pi J)^{2/5}$, is numerically confirmed for the studied range $10^{-3} < J < 10^{-2}$ for the Kepler map with a given fixed J). The density profile $\rho(r)$ is not sensitive to the value of u and remains practically unchanged for $u = 17, 0.035$. For the dark map a variation of the kick function with q and angles leads to a variation of w_{ch} that leads to a slow growth of ρ at large r . A power-law fit of $\rho_v \propto 1/r^\beta$ in a range $2 < r < 100$ gives $\beta \approx 2.25 \pm 0.003$ for the Kepler map data and $\beta = 1.52 \pm 0.002$ for the dark map. We attribute the difference in β values to a larger fraction of integrable islands for the dark map, as is visible in Fig. 1 for typical parameters. We note that an effective range of radial variation is bounded by the kick amplitude with $r < r_{cap} \approx 1/J$, and in the range $r_p < r < r_{cap}$ the data are compatible with $\rho \sim \text{const}$ (dashed line in Fig. 4b).

We note that the value of u does not significantly affect the density variation with r , as is clearly seen in Fig. 4. The spacial density distribution of computed from the dark map at $u = 0.035$ shown in Fig. 5 is also very similar to those at $u = 17$ (see Fig. 5 by Lages & Shepelyansky 2013). This independence of u arises because $\rho(r)$ is determined by the dynamics at $w > 0$, which is practically insensitive to the DMP energies at $-J < w < 0$ that are captured by one kick.

6. Enhancement of dark matter density

To determine the enhancement of the DMP density captured by a binary system we followed the method developed by Lages & Shepelyansky (2013). We computed the total mass of DMP flow crossing the range $q \leq 4r_p$ during time t_S : $M_{tot} = \int_0^\infty dv v f(v) \sigma \rho_g t_S \approx 35 \rho_g t_S k r_p M / u$, where we used the cross-section $\sigma = \pi r_d^2 = 8\pi k M r_p / v^2$ for injected orbits with $q \leq 4r_p$, $w = v^2$, k is the gravitational constant. For SS at $u/v_p \approx 17$ we have $M_{tot} \approx 0.5 \cdot 10^{-6} M$.

From the numerically known fractions η_{ri} of the previous section and the fraction of captured orbits $\eta_{AC} = N_{AC}/N_{tot}$ we find the mass $M_{ri} = \eta_{ri} \eta_{AC} M_{tot}$ inside the volume $V_i = 4\pi r_i^3/3$ of radius $r < r_i$ ($r_i = 0.2r_p; r_p; 6r_p$). Here N_{tot} is the total number of injected orbits during the time t_S , while the number of orbits injected in the range $|w| < J$ (only those can be captured) is $N_J = N_{tot} (\int_0^J dw f(w)/w) / (\int_0^\infty dw f(w)/w)$. For $J \ll u^2$ we have $\kappa = N_{tot}/N_J = 2u^2/(3J) \approx 3.8 \times 10^4$ for $u/v_p = 17$ and $\kappa = 1$ for $u/v_p = 0.035$ at $J = 0.005$. Thus for $u/v_p = 17$ the number of orbits, injected at $0 < |w| < J$, $N_J = 4 \times 10^{11}$, corresponds to the total number of injected orbits $N_{tot} \approx 1.5 \times 10^{16}$. Finally, we obtain the global density enhancement factor $\zeta_g(r_i) = \rho_v(r_i)/\rho_g \approx 16\pi \eta_{ri} \eta_{AC} (r_p/r_i)^3 \tau_S v_p / u$, where $\tau_S = t_S/T_p$ is the injection time expressed in the number of planet periods $T_p = 2\pi r_p/v_p$. For $u^2 \gg J$ it is useful to determine the enhancement $\zeta = \rho_v(r_i)/\rho_{gJ}$ of the scattered galactic density in the range $0 < |w| < J$, whose density is $\rho_{gJ} \approx 1.38 \rho_g J^{3/2} (v_p/u)^3$. Thus $\zeta = 0.72 \zeta_g (u/v_p)^3 / J^{3/2}$.

The results of the DMP density enhancement factors ζ and ζ_g are shown in Fig. 6. At $(u/v_p)^2 \gg J$ we have $\zeta \gg 1$ and $\zeta_g \ll 1$. At $u/v_p = 17$ we find that $\zeta \propto 1/J$ (the fit gives exponent $a = 1.04 \pm 0.01$) and $\zeta_g \propto \sqrt{J}$ (the fit exponent is $a = 0.46 \pm 0.1$) in agreement with the above relation between ζ and ζ_g . In general, we have $\zeta_g \propto 1/u$ for $u/v_p \ll \sqrt{J}$ and $\zeta_g \propto 1/u^3$ for $u/v_p \gg \sqrt{J}$. There is only weak variation of ζ_g with J for $u/v_p \ll \sqrt{J}$. The values of ζ and ζ_g have similar values for the dark and Kepler maps (a part of the fact that at $r_i = 0.2r_p$ and $r_i = r_p$ the dark map has approximately the same ζ since there $\rho_v(r) \sim \text{const}$ for $r \leq r_p$).

All these results can be summarized by the following formula for the chaotic enhancement factor of DMP density in a binary system:

$$\zeta_g = A \sqrt{J} (v_p/u)^3 / [1 + BJ(v_p/u)^2], \quad J = 5m_p/M. \quad (3)$$

Here ζ_g is given for DMP density at $r_i = r_p$ and $A \approx 15.5$, $B \approx 0.7$. This formula describes the numerical data of Fig. 6 well. For $(u/v_p)^2 \gg J$ we have $\zeta_g \ll 1$, but we still have an enhancement of $\zeta = 0.72 \zeta_g (u/v_p)^3 / J^{3/2} \approx 0.72 A / J \gg 1$. For $(u/v_p)^2 \ll J$ we have the global enhancement $\zeta_g \approx 22(v_p/u) / \sqrt{J} \gg 1$. The color representation of dependence (3) is shown in Fig. 7.

Equation (3) can be understood on the basis of simple estimates. The total captured mass $M_{cap} \approx M_{AC}$ is accumulated during the diffusive time t_d and hence $M_{cap} \sim v_p^2 J t_d M_{tot} / (\pi u^2 t_S) \sim \rho_g \tau_d J (v_p/u)^3$, where $\tau_d = t_d/T_p$, and we omit numerical coefficients. This mass is concentrated inside a radius $r_{cap} \sim 1/J$ so that at $r \sim 1/J$ the volume density is $\rho_v(r = 1/J) \sim M_{cap}/r_{cap}^3 \sim \rho_g J^2 w_{ch}^2 (v_p/u)^3 \sim \rho_g J^{1/2} w_{ch}^2 \sim \rho_g J^{1.3}$, where we use a relation $\tau_d \sim w_{ch}^2/J^2 \sim 1/J^{6/5}$. (Our modeling of the injection process in the Kepler map with a constant injection flow in time, counted as the number of map iterations, shows that the number of absorbed particles scales as $N_K \sim \tau_d \sim J^{-6/5}$ at small J .) It is

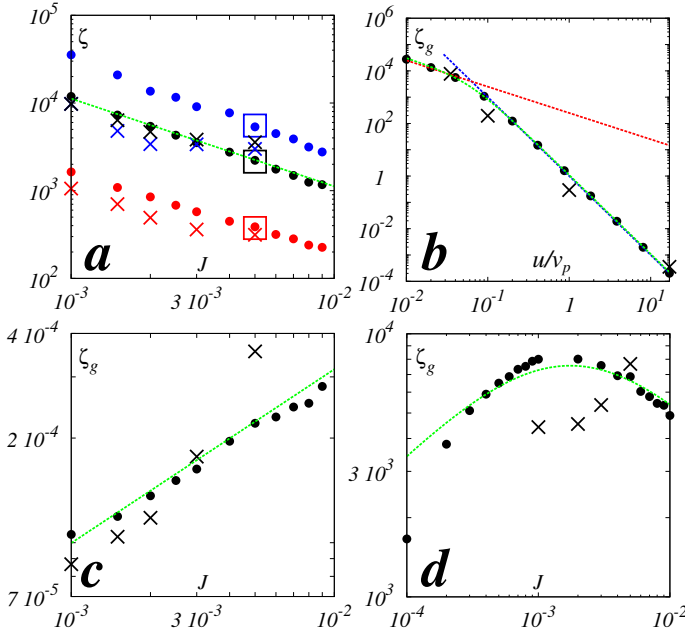


Fig. 6. Dependence of the DMP density enhancement factor $\zeta = \rho_v(r_i)/\rho_{gJ}$ on J at $u/v_p = 17$ (Jupiter); here ρ_{gJ} is the galactic DMP volume density for an energy range of $0 < |w| < J$ and $r_i = 0.2r_p, r_p, 6r_p$ (blue, black, red); points and squares show results for map (2) with the number of injected particles $N_J = 4 \times 10^9$ and 4×10^{11} , respectively; crosses show data for map (1) with $N_J = 4 \times 10^9$ and $J = 5m_p/M$. (b) Dependence of the galactic enhancement factor $\zeta_g = \rho_v(r_i)/\rho_g$ on u/v_p at $r_i = r_p$ and $J = 0.005$ in (2) (points) and $m_p/M = 0.001$ in (1) (crosses), here ρ_g is the global galactic density; lines show dependencies $\zeta_g \propto 1/u$ (red) and $\zeta_g \propto 1/u^3$ (blue). (c) Dependence of ζ_g on J at $u/v_p = 17$; (d) the same at $u/v_p = 0.035$, parameters of symbols are as in (a), (b). The green curve shows theory (3) in all panels.

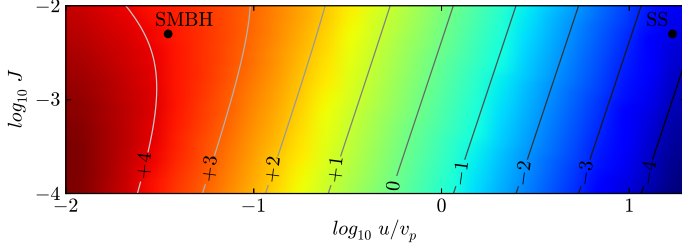


Fig. 7. Logarithm of DMP density enhancement factor $\log_{10} \zeta_g$ from (3), shown by color and log value-levels, as a function of u/v_p and J ; two points are for $J = 0.005$, $u/v_p = 17$ (SS) and $u/v_p = 0.035$ (SMBH; such v_p is about 2% of the light velocity).

important to stress that $\rho_v(r = 1/J) \ll \rho_{gJ}$ in contrast to the naive expectation that $\rho_v(r = 1/J) \sim \rho_{gJ}$. Using our empirical density decay $\rho_v \propto 1/r^\beta$ with $\beta \approx 2.25$ for the Kepler map, we obtain $\zeta \propto 1/J^{0.95}$, which is close to the dependence $\zeta \sim 1/J$ and $\zeta_g \sim J^{1/2}/(u/v_p)^3$ from (3) at $u \gg J$. For the dark map we have $\beta \approx 1.5$ but $w_{ch} \sim \text{const}$ as a result of the sharp variation of $F(x)$ with x , which again gives $\zeta \sim 1/J$. It is difficult to obtain the exact analytical derivation of the relation $\zeta \sim 1/J$ due to contributions of different q values (which have different τ_d) and different kick shapes in (1) that affect τ_d and the structure of chaotic component. In the regime $(u/v_p)^2 \ll J$ the entire energy range of the scattering flow is absorbed by one kick, and M_{cap} is increased by a factor $(u/v_p)^2/J$, leading to an increase of ζ_g by the same factor, which yields $\zeta_g \propto v_p/(u\sqrt{J})$, in agreement with (3).

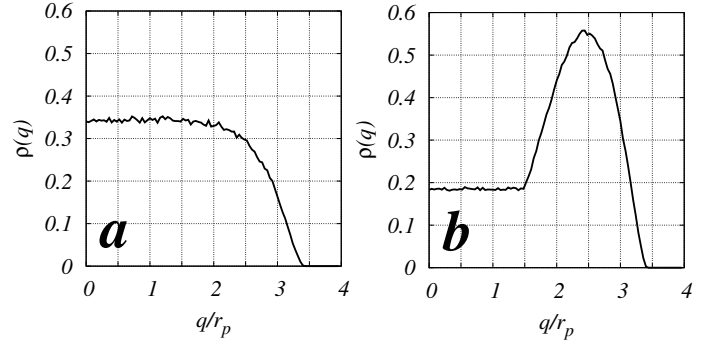


Fig. 8. Density distribution of DMPs $\rho(q)$ over q obtained from the Kepler map at $J = 0.005$ and time $t_u \approx 4 \times 10^8 T_p$: (a) $u/v_p = 17$; (b) $u/v_p = 0.04$; the density is normalized to unity ($\int_0^\infty \rho dq/r_p = 1$).

We note that for galaxies the value of exponent β is debated (see Merritt 2013). For the adiabatic growth model, we have $2.25 \leq \beta \leq 2.5$, which is close to the value obtained from our symplectic map simulations.

The nontrivial properties of the distribution of the captured DMPs in q are shown in Fig. 8 in a stationary regime at times $t_S/T_p \approx 4 \times 10^8$ for the Kepler map. While for $u/v_p \sim 17 \gg 1$ we have a smooth drop of DMP density $\rho(q)$ at $q > 1.5r_p$, for $u/v_p = 0.04 \ll 1$ we have an increase of $\rho(q)$ by a factor 3 for $q/r_p \approx 2.5$ compared to $q/r_p \approx 1$. We attribute this variation to different capture conditions at $u \gg \sqrt{J}v_p$, where only DMPs at low velocities are captured by one kick, and $u \ll \sqrt{J}v_p$, where practically all DMPs are captured by one kick. As a result of the dependence of J on q , we also have various diffusive timescales $t_d \propto 1/J^2$ that can affect the contribution of the DMPs at different q values in the volume density distribution on r .

Finally, we stress the importance of the obtained result of large enhancement factors ζ and ζ_g . This result is drastically different from the frequent claims that there is no enhancement of the DMP density in the center vicinity of a binary system compared to its galactic value because of the Liouville theorem, which implies that the density of DM in the phase space is conserved during the evolution (Gould & Alam 2001; Lundberg & Edsjö 2004). However, this statement does not take into account the actual dynamics of captured DMPs. Indeed, the galactic space density ρ_g is obtained from all energies of DMPs in the Maxwell distribution. The analysis of symplectic DMP dynamics shows that DMPs at large $q \gg 1$ are not captured, while DMPs with $q \sim 1$ are captured, and by diffusion, they penetrate up to high values $w \sim w_{ch}$, thus accumulating DMPs with typical distance values $r \sim 1/w_{ch}$. The symplectic map approach also determines an effective size of our binary system of $r_{cap} \sim 1/J$ corresponding to an energy range $w \sim J$. If we assume that the DMP density in this range is the same as its galactic value, then we should conclude that the enhancement factor should be $\zeta_g \sim (r_{cap}/r_p)^\beta \sim 1/w_{cap}^\beta \sim 1/J^\beta \sim 1.5 \times 10^5$ for typical values $J = 0.005$ and $\beta = 2.25$ (we consider here the case $u/v_p \ll \sqrt{J}$). This estimate gives a value ζ_g that is even higher than that given by relation (3). In fact, relation (3) takes into account that only bounded values of q are captured, it also estimates the chaos region, where DMPs are accumulated during the chaotic diffusion process, populating a part of the phase space volume from $w \sim 0$ up to $w \sim w_{ch} \sim 1$. This gives a lower value of ζ_g than the above simplified estimate. We also note that at $u/v_p \ll \sqrt{J}$ the typical kinetic energy of an ejected DMP Jv_p^2 is significantly higher than the typical DMP energy u^2 in the

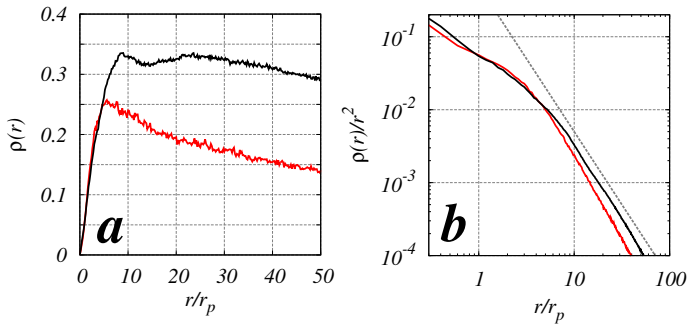


Fig. 9. (a) Radial density $\rho(r) \propto dN/dr$ for the Kepler models of SS (red curve) and SMBH binary (black curve) at $t_S/T_p \approx 4 \times 10^8$; the normalization is fixed as $\int_0^{6r_p} \rho dr = 1$, $r_p = 1$ for the fifth body. (b) Volume density $\rho_v = \rho/r^2$ from the data of (a), the dashed line shows the slope -2 (see text for details).

galactic wind. For these reasons, there is no contradiction with the Liouville theorem, and a large enhancement of the captured DMP density is possible.

7. Few-body model

Above we considered the DMP capture in a two-body gravitating system. We expect that a central SMBH binary dominating the galaxy potential can be viewed as a simplified galaxy model. Recent observations of Graham et al. (2015) indicate that such systems may exist. Within the Kepler map approach it is easy to analyze the whole SS (an SMBH binary) including all eight planets (eight stars) with given positions r_i and velocities v_i measured in units of orbit radius r_p and velocity v_p of Jupiter for SS at $u/v_p = 17$ (and of, e.g., the fifth star for an SMBH binary at $u/v_p = 0.035$). Thus in (2) we have now for the SS eight kick terms with $J_i \sim (m_i/M)(v_i/v_p)^2$. For the SMBH binary model we consider eight stars modeled by map (2) with the values $J_1 = 2.5 \times 10^{-4}$, $J_2 = 5 \times 10^{-4}$, $J_3 = 7.5 \times 10^{-4}$, $J_4 = 10^{-3}$, $J_5 = 2.5 \times 10^{-3}$, $J_6 = 6.25 \times 10^{-4}$, $J_7 = 5 \times 10^{-4}$, and $J_8 = 1.25 \times 10^{-4}$ with the same ratio r_i/r_p as for the SS. In both cases we injected $N_J = 2.8 \times 10^{10}$ particles considering evolution during τ_S orbital periods of Jupiter (fifth star). The steady-state density distribution is shown in Fig. 9. For the SS, $\rho(r)$ is very close to the case of only one Jupiter discussed above. This result is natural since its mass is dominant in the SS. For the SMBH binary model we also find a similar distribution (see Fig. 4) with a slightly slower decay of $\rho_v(r)$ with r ($\beta = 2.06 \pm 0.002$) due to the contribution of more stars. We obtain $\zeta = 3000$ (SS) and $\zeta_g = 3 \times 10^4$ (SMBH). These two examples show that the binary model captures the main physical effects of the DMP capture and evolution.

8. Discussion

Our results show that DMP capture and dynamics inside two-body and few-body systems can be efficiently described by symplectic maps. The numerical simulations and analytical analysis show that in the center of these systems the DMP volume density can be enhanced by a factor $\zeta_g \sim 10^4$ compared to its galactic value. The values of ζ_g are highest for a high velocity v_p of a planet or star rotating around the system center. We note that our approach based on a symplectic map description of the restricted three-body problem is rather generic. Thus it can also be

used to analyze comet dynamics, cosmic dust, and free-floating constituents of the Galaxy.

References

- Bertone, G., Hooper, D., & Silk, J. 2005, *Phys. Rep.*, 405, 279
 Casati, G., Guarneri, I., & Shepelyansky, D. L. 1987, *Phys. Rev. A*, 36, 3501
 Casati, G., Guarneri, I., & Shepelyansky, D. L. 1990, *Physica A Statistical Mechanics and its Applications*, 163, 205
 Chirikov, B. V. 1979, *Phys. Rep.*, 52, 263
 Chirikov, R. V. & Vecheslavov, V. V. 1989, *A&A*, 221, 146
 Galvez, E. J., Sauer, B. E., Moorman, L., Koch, P. M., & Richards, D. 1988, *Physical Review Letters*, 61, 2011
 Garrett, K. & Dūda, G. 2011, *Advances in Astronomy*, 2011, 8
 Gould, A. & Alam, S. M. K. 2001, *ApJ*, 549, 72
 Graham, M. J., Djorgovski, S. G., Stern, D., et al. 2015, *Nature*, 518, 74
 Khriplovich, I. B. & Shepelyansky, D. L. 2009, *International Journal of Modern Physics D*, 18, 1903
 Lages, J. & Shepelyansky, D. L. 2013, *MNRAS*, 430, L25
 Lundberg, J. & Edsjö, J. 2004, *Phys. Rev. D*, 69, 123505
 Malyskin, L. & Tremaine, S. 1999, *Icarus*, 141, 341
 Merritt, D. 2013, *Dynamics and Evolution of Galactic Nuclei* (Princeton University Press)
 Peter, A. H. G. 2009a, *Phys. Rev. D*, 79, 103531
 Peter, A. H. G. 2009b, *Phys. Rev. D*, 79, 103533
 Petrosky, T. Y. 1986, *Physics Letters A*, 117, 328
 Poincaré, H. 1890, *Acta Mathematica*, 13, 1
 Rollin, G., Haag, P., & Lages, J. 2015, *Physics Letters A*
 Rubin, V. C., Ford, W. K. J., & Thonnard, N. 1980, *ApJ*, 238, 471
 Shepelyansky, D. 2012, *Scholarpedia*, 7, 9795
 Shevchenko, I. I. 2015, *ApJ*, 799, 8
 Sivertsson, S. & Edsjö, J. 2012, *Phys. Rev. D*, 85, 123514
 Zwicky, F. 1933, *Helvetica Physica Acta*, 6, 110