

Equilibrium Fermi-liquid coefficients for the fully screened N -channel Kondo model

M. Hanl,¹ A. Weichselbaum,¹ J. von Delft,¹ and M. Kiselev²

¹*Physics Department, Arnold Sommerfeld Center for Theoretical Physics and Center for NanoScience, Ludwig-Maximilians-Universität München, 80333 München, Germany*

²*The Abdus Salam International Centre for Theoretical Physics, Strada Costiera 11, I-34151 Trieste, Italy*
(Dated: May 27, 2014)

We analytically and numerically compute three equilibrium Fermi-liquid coefficients of the fully screened N -channel Kondo model, namely c_B , c_T and c_ε , characterizing the magnetic field and temperature-dependence of the resistivity, and the curvature of the equilibrium Kondo resonance, respectively. We present a compact, unified derivation of the N -dependence of these coefficients, combining elements from various previous treatments of this model. We numerically compute these coefficients using the numerical renormalization group, with non-Abelian symmetries implemented explicitly, finding agreement with Fermi-liquid predictions on the order of 5% or better.

PACS numbers: 05.10.Cc, 71.10.Ay, 73.63.Kv, 72.15.Qm

I. INTRODUCTION

The Kondo effect was first observed, in the 1930s, for iron impurities in gold and silver^{1,2}, as an anomalous rise in the resistivity with decreasing temperature. Kondo³ showed that this effect is caused by an antiferromagnetic exchange coupling between the localized magnetic impurity spins and the spins of the delocalized conduction electrons³, and based his arguments on a spin- $\frac{1}{2}$, one-band model. While this model undoubtedly captures the essential physics correctly in a qualitative way, it has recently been shown^{4,5} that a quantitatively correct description of the Kondo physics of dilute Fe impurities in Au or Ag requires a fully screened Kondo model involving three channels and a spin- $\frac{3}{2}$ impurity. This conclusion was based on a comparison of temperature and magnetic field dependent transport measurements⁴⁻⁶ to theoretical predictions for fully screened Kondo models with channel number N and local spin S related by $N = 2S$, with $N = 3$ yielding much better agreement than $N = 1$ or 2.

The theoretical results in Ref. 5 were obtained using the numerical renormalization group (NRG),⁷⁻¹⁰ and for $N = 3$ various non-Abelian symmetries^{5,11}, such as $SU(2) \times U(1) \times SU(N)$, had to be exploited to achieve reliable results at finite magnetic field. The technology for implementing non-Abelian symmetries with $N > 2$ in NRG calculations has been developed only recently.^{11,12} Given the complexity of such calculations, it is desirable to benchmark their quality by comparing their predictions to exact results. The motivation for the present paper was to perform such a comparison for the low-energy Fermi-liquid behavior of fully screened Kondo models, as elaborated upon below.

All fully screened Kondo models feature a ground state in which the impurity spin is screened by the conduction electrons into a spin singlet. The low-energy behavior of these models can be described by a phenomenological Fermi-liquid theory (FLT) formulated in terms of the phase shift experienced by conduction electrons that scatter elastically off the screened singlet. Such a description was first devised for the simplest

case of $N = 1$ by Nozières^{13,14} in 1974, and generalized to the case of arbitrary N by Nozières and Blandin (NB)¹⁵ in 1980. Their results were confirmed and elaborated by various authors and methods, including NRG,^{7,8,16-20} field-theoretic calculations,^{21,22} the Bethe Ansatz,^{23,24} conformal field theory (CFT),^{25,26} renormalized perturbation theory,²⁷ and reformulations²⁸⁻³⁰ and generalizations³¹⁻³³ of Nozières' approach in the context of Kondo quantum dots.

In the present paper, we focus on three particular Fermi-liquid coefficients, c_B , c_T and c_ε , characterizing the leading dependence of the resistivity on magnetic field (B) and temperature (T), and the curvature of the equilibrium Kondo resonance as function of excitation energy (ε), respectively. Explicit formulas for all three of these coefficients are available in the literature for $N = 1$, but for general N only for the case of c_T . Given the wealth of previous studies of fully-screened Kondo models, the lack of corresponding formulas for c_B and c_ε was somewhat unexpected. Thus, we offer here a unified derivation of all three Fermi-liquid coefficients, c_T , c_B and c_ε . We follow the strategy which Affleck and Ludwig (AL)²⁶ have used to reproduce Nozières' results¹³ for $N = 1$, namely doing perturbation theory in the leading irrelevant operator, and generalize it to the case of arbitrary N . Our formulation of this strategy follows that used by Pustilnik and Glazman (PG)²⁹ for their discussion of Kondo quantum dots. While all pertinent ideas used here can be found in the literature, we hope that our rather compact way of combining them will be found useful.

For our numerical work, we faced two challenges: First, the complexity of the numerical calculations increases rapidly with increasing N ; this was dealt with by exploiting non-Abelian symmetries. Second, numerical calculations do not achieve the scaling limit that is implicitly presumed in analytical calculations; its absence was compensated by using suitable definitions of the Kondo temperature, following Ref. 34.

The paper is organized as follows. In Sec. II we define the model and summarize our key results for the Fermi-liquid coefficients c_B , c_T and c_ε . Section III compactly

summarizes relevant elements of FLT and uses them to calculate these coefficients. Section IV describes our numerical work and results. Section V summarizes our conclusions.

II. MODEL AND MAIN RESULTS

The fully-screened Kondo model for N conduction bands coupled to a single magnetic impurity at the origin is defined by the Hamiltonian $H = H_0 + H_{\text{loc}}$, with

$$H_0 = \sum_{km\sigma} \xi_k c_{km\sigma}^\dagger c_{km\sigma}, \quad (1a)$$

$$H_{\text{loc}} = J_K \sum_{kk'm\sigma\sigma'} c_{km\sigma}^\dagger \frac{\vec{\tau}_{\sigma\sigma'}}{2} c_{k'm\sigma'} \vec{S} - BS_z. \quad (1b)$$

Here H_0 describes N channels of free conduction electrons, with spin index $\sigma = (+, -) = (\uparrow, \downarrow)$ and channel index $m = 1, \dots, N$. We take the dispersion $\xi_k = \varepsilon_k - \varepsilon_F$ to be linear and symmetric around the Fermi energy, $\xi_k = k\hbar v_F$. Each channel has exchange coupling J_K to a local SU(2) spin of size $S = N/2$ with spin operators \vec{S} , and B describes a local Zeeman field in the z -direction (we use units $g\mu_B = 1$). The overall symmetry of the model¹⁹ is SU(2) \times Sp(2N) for $B = 0$, and U(1) \times Sp(2N) for $B \neq 0$ (see Sec. IV A for details). The model is characterized by a low-energy scale, the Kondo temperature, $T_K \sim \tilde{D} \exp[-1/(\nu J_K)]$, where ν is the density of states per channel and spin species and \tilde{D} is of the order of the conduction electron bandwidth.

For a disordered metal containing a dilute concentration of magnetic impurities, the magnetic-impurity contribution to the resistivity has the form^{5,35}

$$\rho(T, B) \propto \int d\varepsilon (-\partial_\varepsilon f(\varepsilon, T)) \sum_{m\sigma} A_{m\sigma}(\varepsilon, T, B). \quad (2)$$

Here $f(\varepsilon, T)$ is the Fermi function, and the impurity spectral function $A_{m\sigma}(\varepsilon) = -\frac{1}{\pi} \text{Im} \mathcal{T}_{m\sigma}(\varepsilon)$ is the imaginary part of the T matrix $\mathcal{T}_{m\sigma}(\varepsilon)$ describing scattering off a magnetic impurity. The latter is defined through^{37,38}

$$\mathcal{G}_{m\sigma, \mathbf{k}, \mathbf{k}'}^c(\varepsilon) = \mathcal{G}_{m\sigma, \mathbf{k}}^0(\varepsilon) \delta(\mathbf{k} - \mathbf{k}') + \mathcal{G}_{m\sigma, \mathbf{k}}^0(\varepsilon) \mathcal{T}_{m\sigma}(\varepsilon) \mathcal{G}_{m\sigma, \mathbf{k}'}^0(\varepsilon), \quad (3)$$

with $\mathcal{G}_{m\sigma, \mathbf{k}, \mathbf{k}'}^c$ and $\mathcal{G}_{m\sigma, \mathbf{k}}^0$ the full and bare conduction electron Green's functions, respectively. [For a Kondo quantum dot tuned such that the low-energy physics is described by Eq. (1), the conductance G through the dot has a form similar to Eq. (2), with ρ replaced by G .²⁹]

As mentioned in the Introduction, the ground state of the fully screened Kondo model is a spin singlet, and the regime of low-energy excitations below T_K shows Fermi-liquid behavior.^{13,15} One characteristic Fermi-liquid property is that the leading dependence of the T matrix on its arguments, when they are small relative to

T_K , is quadratic,

$$\frac{A_{m\sigma}(\varepsilon, T, B)}{A_{m\sigma}(0, 0, 0)} = 1 - \frac{c_\varepsilon \varepsilon^2 + c'_T T^2 + c_B B^2}{T_K^2}, \quad (4)$$

(Particle-hole and spin symmetries forbid terms linear in ε or B .) This implies the same for the resistivity,

$$\frac{\rho(T, B)}{\rho(0, 0)} = 1 - \frac{c_T T^2 + c_B B^2}{T_K^2}, \quad (5)$$

with $c_T = (\pi^2/3)c_\varepsilon + c'_T$. The so-called Fermi-liquid coefficients c_ε , c_T and c_B are universal, N -dependent numbers, characteristic of the fully screened Fermi-liquid fixed point. For $N = 1$, the coefficients c_T and c_B have recently been measured experimentally in transport studies through quantum dots and compared to theoretical predictions.³⁹ The coefficient c_ε is, in principle, also measurable via the non-linear conductance of a Kondo dot coupled strongly to one lead and very weakly to another.²⁹ (The latter condition corresponds to the limit of a weak tunneling probe; it ensures that the non-linear conductance probes the *equilibrium* shape of the Kondo resonance, and hence the equilibrium Fermi-liquid coefficient c_ε .)

The goal of this paper is twofold: first, to analytically establish the N dependence of c_ε , c_T and c_B using Fermi-liquid theory similar to NB; and second, to numerically calculate them using an NRG code that exploits non-Abelian symmetries, in order to establish a benchmark for the quality of the latter. Our main results are as follows: First, if the Kondo temperature is defined by

$$T_K = \frac{N(N+2)}{3\pi\chi^{\text{imp}}} = \frac{4S(S+1)}{3\pi\chi^{\text{imp}}}, \quad (6)$$

where χ^{imp} is the static impurity susceptibility at zero temperature, the Fermi-liquid coefficients are given by

$$c_B = \frac{(N+2)^2}{9}, \quad c_T = \pi^2 \frac{4N+5}{9}, \quad c_\varepsilon = \frac{2N+7}{6}. \quad (7)$$

For general N , the formula for c_T has first been found by Yoshimori,²¹ while those for c_B and c_ε are new (though not difficult to obtain). Second, our numerical results for $N = 1, 2$ and 3 are found to agree with the predictions of Eq. (7) to within 5%.

III. FERMI-LIQUID THEORY

In this section, we analytically calculate the Fermi-liquid coefficients c_B , c_T and c_ε for general N . With the benefit of hindsight, we selectively combine various elements of the work on FLT of Nozières,¹³ NB,¹⁵ AL²⁶ and PG²⁹. Detailed justifications for the underlying assumptions are given by these authors in their original publications and hence will not be repeated here. Instead, our goal is to assemble their ideas in such a way that the route to the desired results is short and sweet.

We begin by summarizing Nozières' ideas for expressing the T matrix in terms of scattering phase shifts and expanding the latter in terms of phenomenological Fermi-liquid parameters. Next, we recount AL's insight that this expansion can be reproduced systematically by doing perturbation theory in the leading irrelevant operator of the model's zero-temperature fixed point. Then we adopt PG's strategy of performing the expansion in a quasiparticle basis in which the constant part of the phase shift has already been taken into account, which considerably simplifies the calculation. Our own calculation is presented using notation analogous to that of PG, while taking care to highlight the extra terms that arise for $N > 1$. It turns out that their extra contributions can be found with very little extra effort.

A. Phase shift and T matrix

Since the ground state of the fully screened Kondo model is a spin singlet, a low-energy quasiparticle scattering off the impurity experiences strong elastic scattering as if the impurity were nonmagnetic. Moreover, it also experiences a weak local interaction if some energy ($\ll T_K$) is available to weakly excite the singlet, causing some inelastic scattering. Since the singlet binding energy is T_K , the strength of this local interaction is proportional to $1/T_K$.

Nozières¹³ realized that this combination of strong elastic scattering and a weak local interaction can naturally be treated in terms of scattering phase shifts. The phase shift of a quasiparticle with quantum numbers $m\sigma$ and excitation energy ε relative to the Fermi energy can be written as

$$\delta_{m\sigma}(\varepsilon) = \delta_{m\sigma}^0 + \tilde{\delta}_{m\sigma}(\varepsilon), \quad \delta_{m\sigma}^0 = \pi/2. \quad (8)$$

Here $\delta_{m\sigma}^0$ is the phase shift for $\varepsilon = B = T = 0$; it has the maximum possible value for scattering off a non-magnetic impurity, namely $\pi/2$. Finite-energy corrections arising from weak excitations of the singlet are described by $\tilde{\delta}_{m\sigma}(\varepsilon)$, which is proportional to $1/T_K$.

If inelastic scattering is weak, unitarity of the S matrix can be exploited¹³ to write the T matrix in the following form (we use the notation PG²⁹; for a detailed analysis, see AL's discussion²⁶ of the terms arising from their Figs. 6 and 7):

$$1 - 2\pi\nu i \mathcal{T}_{m\sigma}(\varepsilon) = e^{2i\delta_{m\sigma}(\varepsilon)} [1 - 2\pi\nu i \tilde{\mathcal{T}}_{m\sigma}^{\text{in}}(\varepsilon)]. \quad (9)$$

Here $\tilde{\mathcal{T}}^{\text{in}}$ accounts for weak inelastic two-body scattering processes, and is proportional to $1/T_K^2$. It is to be calculated in a basis of quasiparticle states in which the phase shift $\delta_{m\sigma}^0$ has already been accounted for. (Here and below, tildes will be used on quantities defined with respect to the new basis if they differ from corresponding ones in the original basis.)

Expanding Eq. (9) in the small (real) number $\tilde{\delta}_{m\sigma}(\varepsilon)$ and recalling that $e^{2i\delta_{m\sigma}^0} = -1$, one finds that the imaginary part of the T matrix, which determines the spectral

function, can be expressed as

$$-\pi\nu \text{Im} \mathcal{T}_{m\sigma}(\varepsilon) = 1 - [\tilde{\delta}_{m\sigma}^2(\varepsilon) - \pi\nu \text{Im} \tilde{\mathcal{T}}_{m\sigma}^{\text{in}}(\varepsilon)], \quad (10)$$

to order $1/T_K^2$. Comparing this to Eq. (4), we conclude that knowing $\tilde{\delta}$ to order $1/T_K$ and $\tilde{\mathcal{T}}^{\text{in}}$ to order $1/T_K^2$ suffices to fully determine the Fermi-liquid coefficients c_B , c_T and c_ε .

Now, a systematic calculation of $\tilde{\delta}$ and $\tilde{\mathcal{T}}^{\text{in}}$ requires a detailed theory for the strong-coupling fixed point, which became available only with the work of AL in the early 1990s. Nevertheless, Nozières succeeded in treating the case $N = 1$ already in 1974,¹³ using a phenomenological expansion of $\tilde{\delta}_{m\sigma}(\varepsilon)$ in powers of $(\varepsilon - \varepsilon_\sigma^Z)/T_K$ [ε_σ^Z represents the Zeeman energy of quasiparticles in a magnetic field, see Eq. (14) below] and $\delta\bar{n}_{m'\sigma'} = n_{m'\sigma'} - n_{m'\sigma'}^0$, the deviation of the total quasiparticle number $n_{m'\sigma'}$ from its ground-state value. The prefactors in this expansion have the status of phenomenological Fermi-liquid parameters. Using various ingenious heuristic arguments, he was able to show that all these parameters, and also $\tilde{\mathcal{T}}^{\text{in}}$, are related to each other and can be expressed in terms of a single energy scale, namely the Kondo temperature. Moreover, by choosing the prefactor of ε in this expansion to be $1/T_K$, he suggested a definition of the Kondo temperature that also fixes its numerical prefactor. (Our paper adopts this definition, too.) In 1980, NB generalized this strategy¹⁵ to general N , finding an expansion of the form

$$\begin{aligned} \tilde{\delta}_{m\sigma}(\varepsilon) = & \alpha(\varepsilon - \varepsilon_\sigma^Z) - 3\psi\delta\bar{n}_{m,-\sigma} \\ & + \psi \sum_{m' \neq m} (\delta\bar{n}_{m'\sigma} - \delta\bar{n}_{m',-\sigma}), \end{aligned} \quad (11)$$

where α and ψ are phenomenological Fermi-liquid parameters related by $\alpha = 3\psi\nu = 1/T_K$. [NB's initial version of Eq. (11) [their Eq. (34)] does not contain the Zeeman contribution ε_σ^Z , but the latter is implicit in their subsequent treatment of the Zeeman field before their Eq. (37).]

In the following subsections, we show how NB's expansion for $\tilde{\delta}$ can be derived systematically. AL²⁶ and PG²⁹ have shown how to do this for $N = 1$; we will generalize their discussion to arbitrary N .

B. Leading irrelevant operator

AL showed²⁶ that NB's heuristic results can be derived in a systematic fashion by doing perturbation theory in the leading irrelevant operator of the model's zero-temperature fixed point. As perturbation, they took the operator with the lowest scaling dimension satisfying the requirements of being (i) local, (ii) independent of the impurity spin operator \vec{S} , since the latter is fully screened, (iii) SU(2)-spin-invariant, (iv) and independent of the local charge density, just as the Kondo interaction. The operator satisfying these criteria has the form²⁵

$$H_\lambda = -\lambda : \vec{J}(0) \cdot \vec{J}(0) : , \quad (12)$$

where $\vec{J}(0)$ is the quasiparticle spin density at the impurity site, and \dots denotes the point-splitting regularization procedure (see Appendix). In Appendix D of Ref. 26, AL showed in great detail how NB's phase shifts can be computed using Eq. (12), for the single-channel case of $N = 1$. They did not devote as much attention to the case of general N , though the needed generalizations are clearly implied in their work. We here present the corresponding calculation in some detail, following the notational conventions of PG, which differ from those of AL in some regards (see Appendix). The main difference is that PG formulate the perturbation expansion in a new basis of quasiparticle states, in which the phase shift $\delta_{m\sigma}^0$ has already been accounted for, which somewhat simplifies the discussion. (We remark that PG chose $\delta_{m\sigma}^0 = \sigma\pi/2$ rather than $\pi/2$ as used by NB and us, but the extra σ has no consequences for the ensuing arguments.)

The quasiparticle Hamiltonian describing the vicinity of the strong-coupling fixed point (fp) has the form

$$H_{\text{fp}} = H_{\text{fp},0} + H_\lambda, \quad (13)$$

where

$$H_{\text{fp},0} = \sum_{m\sigma k} (\xi_k + \varepsilon_\sigma^Z) : \psi_{km\sigma}^\dagger \psi_{km\sigma} :, \quad \varepsilon_\sigma^Z = -\frac{\sigma B}{2} \quad (14)$$

describes free quasiparticles in a magnetic field B , with Zeeman energy ε_σ^Z . Note that although the Zeeman term in the bare Hamiltonian (1) is local, it is global in Eq. (14), because the effective quasiparticle Hamiltonian H_{fp} contains no local spin. Using standard point-splitting techniques, which we review in pedagogical detail in the Appendix, the leading irrelevant operator (12) can be written as $H_\lambda = H_1 + H_2 + H_3$, with

$$H_1 = -\frac{1}{2\pi\nu T_K} \sum_{m\sigma kk'} (\xi_k + \xi_{k'}) : \psi_{km\sigma}^\dagger \psi_{k'm\sigma} :, \quad (15a)$$

$$H_2 = \frac{1}{\pi\nu^2 T_K} \sum_m : \rho_{m\uparrow} \rho_{m\downarrow} :, \quad (15b)$$

$$H_3 = -\frac{2}{3\pi\nu^2 T_K} \sum_{m \neq m'} : \vec{j}_m \cdot \vec{j}_{m'} :, \quad (15c)$$

where

$$\rho_{m\sigma} = \sum_{kk'\sigma} \psi_{km\sigma}^\dagger \psi_{k'm\sigma}, \quad (16a)$$

$$\vec{j}_m = \frac{1}{2} \sum_{kk'\sigma\sigma'} \psi_{km\sigma}^\dagger \vec{\tau}_{\sigma\sigma'} \psi_{k'm\sigma'}. \quad (16b)$$

Here we have expressed the coupling constant λ in terms of the inverse Kondo temperature using [cf. Eq. (A.11)]

$$\lambda = \frac{8\pi(\hbar v_F)^2}{3T_K}, \quad (17)$$

with the numerical proportionality factor chosen such that T_K agrees with definition of the Kondo temperature used by NB and PG, as discussed below. Importantly, the point-splitting procedure fixes the relative prefactors

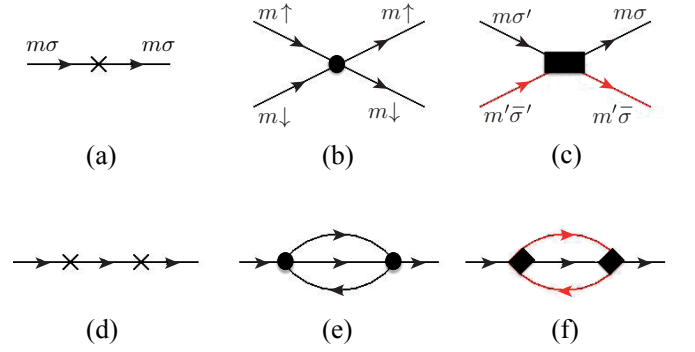


FIG. 1. (Color online) (a)-(c) Vertices associated with H_1 , H_2 and H_3 , respectively. (d)-(f) Nonzero second-order contributions to the quasiparticle self-energy, $\tilde{\Sigma}_{m\sigma}^R$, involving H_1^2 , H_2^2 and H_3^2 , respectively. The contributions involving H_1H_2 , H_1H_3 and H_2H_3 all vanish, the former two due to the odd power of energy in the two-leg vertex.

arising in H_1 , H_2 and H_3 (whereas NB's approach requires heuristic arguments to fix them). Our notation for H_1 and H_2 coincides with that used by PG. H_3 contains all new contributions that enter additionally for $N > 1$. Figure 1 gives a diagrammatic depiction of all three terms.

C. First order terms

Our first goal is to recover NB's expansion of the phase shift $\tilde{\delta}$ to leading order in $\varepsilon - \varepsilon_\sigma^Z$ and $\delta\bar{n}$. Following PG, this can be done by calculating $\tilde{\delta}$ perturbatively to first order order in $1/T_K$, in the new basis of quasiparticle states that already incorporate the phase shift δ^0 . To order $1/T_K$, no inelastic scattering occurs, and $\tilde{\delta}$ is related to the elastic T matrix by

$$e^{2i\tilde{\delta}_{m\sigma}(\varepsilon)} = 1 - 2\pi\nu i \tilde{T}_{m\sigma}^{\text{el}}(\varepsilon). \quad (18)$$

The elastic T matrix, in turn, equals the real part of the quasiparticle self-energy, $\tilde{T}_{m\sigma}^{\text{el}}(\varepsilon) = \text{Re} \tilde{\Sigma}_{m\sigma}^R(\varepsilon)$. (Actually, to order $1/T_K$, the self-energy is purely real.) By expanding Eq. (18) for small $\tilde{\delta}$, the phase shift is thus seen to be given by the real part of the self-energy:

$$\tilde{\delta}_{m\sigma}(\varepsilon) \simeq -\pi\nu \text{Re} \tilde{\Sigma}_{m\sigma}^R(\varepsilon). \quad (19)$$

Now, as pointed out already by Nozières in 1974,¹³ a first-order perturbation calculation of the self-energy is equivalent to treating interaction terms in the mean-field (MF) approximation. They then take the form

$$H_2^{\text{MF}} = \frac{1}{\pi\nu^2 T_K} \sum_{m\sigma} : \rho_{m\sigma} : \delta\bar{n}_{m,-\sigma} \quad (20a)$$

$$H_3^{\text{MF}} = -\frac{1}{3\pi\nu^2 T_K} \sum_{\sigma} \sum_{m \neq m'} : \rho_{m\sigma} : (\delta\bar{n}_{m'\sigma} - \delta\bar{n}_{m',-\sigma}), \quad (20b)$$

where $\delta\bar{n}_{m\sigma} = \langle : \rho_{m\sigma} : \rangle$, the quasiparticle number relative to the $B = 0$ ground state, is given by

$$\delta\bar{n}_{m\sigma} = -\nu\varepsilon_\sigma^Z = \sigma\nu B/2. \quad (21)$$

The mean-field version of the leading irrelevant operator thus has the form

$$H_\lambda^{\text{MF}} = \sum_{m\sigma k k'} h_{m\sigma}(\xi_k, \xi_{k'}) : \psi_{km\sigma}^\dagger \psi_{k'm\sigma} : , \quad (22)$$

$$h_{m\sigma}(\xi_k, \xi_{k'}) = \frac{1}{\pi\nu T_K} \left[-\frac{1}{2}(\xi_k + \xi_{k'}) + \frac{\delta\bar{n}_{m,-\sigma}}{\nu} - \sum_{m' \neq m} \frac{\delta\bar{n}_{m'\sigma} - \delta\bar{n}_{m',-\sigma}}{3\nu} \right]. \quad (23)$$

For such a single-particle perturbation, the self-energy can be directly read off from $h_{m\sigma}$ using

$$\tilde{\Sigma}_{m\sigma}^R(\varepsilon) = h_{m\sigma}(\varepsilon - \varepsilon_\sigma^Z, \varepsilon - \varepsilon_\sigma^Z), \quad (24)$$

because k sums of the type $\sum_k 1/(\varepsilon - \xi_k - \varepsilon_\sigma^Z + i0^+)$ yield residues involving $\xi_k = \varepsilon - \varepsilon_\sigma^Z$. Using Eq. (24) in Eq. (19) for the phase shift, we find

$$\tilde{\delta}_{m\sigma}(\varepsilon) = \frac{1}{T_K} \left[\varepsilon - \varepsilon_\sigma^Z - \frac{\delta\bar{n}_{m,-\sigma}}{\nu} + \sum_{m' \neq m} \frac{\delta\bar{n}_{m'\sigma} - \delta\bar{n}_{m',-\sigma}}{3\nu} \right]. \quad (25)$$

This fully agrees with the expansion (11) of NB if we make the identification $1/T_K = \alpha = 3\psi\nu$, thus confirming the validity of NB's heuristic arguments. Note that the coefficient of $\varepsilon - \varepsilon_\sigma^Z$ in Eq. (25) comes out as $1/T_K$, in agreement with the conventions of NB and PG, as intended by our choice of numerical prefactor in Eq. (17).

As consistency check, let us review how NB used Eq. (25) to calculate the Wilson ratio. First, Eq. (25) implies an impurity-induced change in the density of states per spin and channel of $\nu_{m\sigma}^{\text{imp}}(\varepsilon) = \frac{1}{\pi} \partial_\varepsilon \tilde{\delta}_{m\sigma}(\varepsilon)$. This yields a corresponding impurity-induced change in the specific heat, C^{imp} . At zero field (where ε_σ^Z and $\delta\bar{n}_{m\sigma}$ vanish), the change relative to the bulk is given by

$$\frac{C^{\text{imp}}}{C} = \frac{2N\nu_{m\sigma}^{\text{imp}}(0)}{2N\nu} = \frac{1}{\pi\nu T_K}. \quad (26)$$

Second, the Friedel sum rule for the impurity-induced change in local charge in channel m for spin σ at $T = 0$ gives

$$N_{m\sigma}^{\text{imp}} = \frac{1}{\pi} \tilde{\delta}_{m\sigma}(0) = \frac{1}{2} + \frac{1}{\pi} \tilde{\delta}_{m\sigma}(0), \quad (27)$$

and Eq. (25), together with Eq. (21) for $\delta\bar{n}_{m\sigma}$, leads to

$$\tilde{\delta}_{m\sigma}(0) = \frac{\sigma B}{T_K} \left[\frac{1}{2} + \frac{1}{2} + \frac{N-1}{3} \right] = \frac{\sigma B(N+2)}{3T_K}. \quad (28)$$

The linear response of the impurity-induced magnetization, $M^{\text{imp}} = \frac{1}{2} \sum_m (N_{m\uparrow}^{\text{imp}} - N_{m\downarrow}^{\text{imp}})$, then gives the impurity contribution to the spin susceptibility as

$$\chi^{\text{imp}} = \frac{M^{\text{imp}}}{B} = \frac{N(N+2)}{3\pi T_K} = \frac{4S(S+1)}{3\pi T_K}. \quad (29)$$

(For all expressions involving χ^{imp} here and below, the limit $B \rightarrow 0$ is implied.) The corresponding bulk contribution is $\chi = \nu N/2$. Thus, the Wilson ratio is found to be

$$R = \frac{\chi^{\text{imp}}/\chi}{C^{\text{imp}}/C} = \frac{2(N+2)}{3} = \frac{4(S+1)}{3}, \quad (30)$$

in agreement with more elaborate calculations by Yoshimori²¹ and by Mihály and Zawadowski.²²

Note that Eq. (29) relates Nozières' definition of the Kondo temperature to an observable quantity, χ^{imp} , that can be calculated numerically. We used this as a precise way of defining T_K in our numerical work. (Subtleties involved in calculating χ^{imp} are discussed in Sec. IV B.) Note that up to a prefactor, Eq. (29) for χ^{imp} has the form $\chi^{\text{free}}(T_K)$, where $\chi^{\text{free}}(T) = S(S+1)/(3T)$ is the static susceptibility of a free spin S at temperature T .

We are now in a position to extract our first Fermi-liquid coefficient, c_B . For this, it suffices to know the spectral function A in Eq. (4) to quadratic order in B , at $\varepsilon = T = 0$, where $\tilde{T}^{\text{in}} = 0$. Inserting the corresponding expression (28) for $\tilde{\delta}_{m\sigma}(0)$ into Eq. (10) for $\text{Im}\mathcal{T}$, we find

$$A_{m\sigma}(0, 0, B) = \frac{1}{\nu\pi^2} \left[1 - \frac{(N+2)^2 B^2}{9 T_K^2} \right]. \quad (31)$$

Comparing this to Eq. (4), we read off $c_B = (N+2)^2/9$.

Note that if the definition (29) of T_K in terms of χ^{imp} is taken as given, c_B can actually be derived on the back of an envelope: for a fully screened Kondo model, the impurity-induced spin susceptibility gets equal contributions from all N channels, $\chi^{\text{imp}} = N\chi_m^{\text{imp}}$, and the Friedel sum rule relates the contribution from each channel to phase shifts, $\chi_m^{\text{imp}} = M_m^{\text{imp}}/B = [\tilde{\delta}_{m\uparrow}(0) - \tilde{\delta}_{m\downarrow}(0)]/(2\pi B)$, implying $\tilde{\delta}_{m\sigma}(0) = \sigma(\pi\chi^{\text{imp}}/N)B$. Using this in Eq. (10) yields

$$A_{m\sigma}(0, 0, B) = \frac{1}{\nu\pi^2} \left[1 - (\pi\chi^{\text{imp}}/N)^2 B^2 \right], \quad (32)$$

which is equivalent to Eq. (31) if Eq. (29) holds.

D. Second order terms

We next discuss inelastic scattering for $B = 0$, but at finite temperature. To order $1/T_K^2$, inelastic scattering is described by the imaginary part of the quasiparticle self-energy arising from the second-order contributions of H_1 , H_2 and H_3 , shown in diagrams (d)-(f) of Fig. 1,

respectively. These diagrams give

$$\text{Im}\tilde{\Sigma}_{m\sigma}^{R,1}(\varepsilon) = -\frac{\varepsilon^2}{\pi\nu T_K^2}, \quad (33a)$$

$$\text{Im}\tilde{\Sigma}_{m\sigma}^{R,2}(\varepsilon) = -\frac{\varepsilon^2 + \pi^2 T^2}{2\pi\nu T_K^2}, \quad (33b)$$

$$\text{Im}\tilde{\Sigma}_{m\sigma}^{R,3}(\varepsilon) = \frac{2}{3}(N-1)\text{Im}\tilde{\Sigma}_{m\sigma}^{R,2}(\varepsilon). \quad (33c)$$

The first two can also be found in the discussion of PG, whose strategy we follow here. (They also appear, in slightly different guise, in the discussion of AL²⁶.) The third is proportional to the second, and the factor 2/3 originates from $(2/3)^2 2s(s+1)$ with $s = 1/2$, since the relative prefactor between H_3 and H_2 brings in two powers of 2/3, and the algebra of Pauli matrices yields a factor $2s(s+1)$.

Now, the term called $\tilde{\mathcal{T}}^{\text{in}}$ in Eq. (9) by definition describes the contribution of the *two-body* terms H_2 and H_3 to inelastic scattering:

$$\text{Im}\tilde{\mathcal{T}}_{m\sigma}^{\text{in}}(\varepsilon) = \text{Im}\left[\tilde{\Sigma}_{m\sigma}^{R,2}(\varepsilon) + \tilde{\Sigma}_{m\sigma}^{R,3}(\varepsilon)\right]. \quad (34)$$

The contribution $\text{Im}\tilde{\Sigma}^{R,1}$ from H_1 is *not* included in $\text{Im}\tilde{\mathcal{T}}^{\text{in}}$ here, since it actually equals $-\tilde{\delta}^2/\pi\nu$, and hence is already contained in the factor $e^{2i\tilde{\delta}}$ in Eq. (9). Indeed, in Eq. (10) for the imaginary part of the T matrix in the original basis, the $\tilde{\delta}^2$ term equals $-\pi\nu\text{Im}\tilde{\Sigma}^{R,1}$. Collecting all ingredients, Eq. (10) gives

$$\begin{aligned} A_{m\sigma}(\varepsilon, T, 0) &= \frac{1}{\nu\pi^2} \left[1 - \frac{\varepsilon^2}{T_K^2} - \frac{\varepsilon^2 + \pi^2 T^2}{2T_K^2} \left(1 + \frac{2}{3}(N-1) \right) \right] \\ &= \frac{1}{\nu\pi^2} \left[1 - \frac{(2N+7)\varepsilon^2 + (2N+1)\pi^2 T^2}{6T_K^2} \right]. \end{aligned} \quad (35)$$

For $N = 1$, the second term reduces to the familiar form $-(3\varepsilon^2 + \pi^2 T^2)/(2T_K^2)$ found by AL²⁶ and GP²⁹. Comparing Eqs. (35) and (4) and (5) we read off $c_\varepsilon = (2N+7)/6$ and $c_T = \pi^2(2N+1)/6$, implying $c_T = \pi^2(4N+5)/9$.

IV. NRG RESULTS

In this section, we describe our NRG work. We had set ourselves the goal of achieving an accuracy of better than 5% for the Fermi-liquid coefficients. To achieve this, two ingredients were essential. First, exploiting non-Abelian symmetries; and second, defining the Kondo temperature with due care. The latter is a matter of some subtlety³⁴ because the wide-band limit assumed in analytical work does not apply in numerical calculations.

We begin below by giving the Lehmann representation for the desired spectral function. We then discuss the non-Abelian symmetries used in our NRG calculations and explain how the Kondo temperature was extracted numerically. Finally, we present our numerical results.

A. NRG details

To numerically calculate the T matrix of Eq. (3), we use equations of motion^{37,38} to express it as

$$\mathcal{T}_{m\sigma}(\varepsilon) = J_K \langle S_z \rangle + \langle \langle O_{m\sigma}; O_{m\sigma}^\dagger \rangle \rangle, \quad (36a)$$

$$O_{m\sigma} \equiv [\Psi_{m\sigma}(0), H_{\text{loc}}] = J_K \sum_{\sigma'} \vec{S} \cdot \frac{\vec{\tau}_{\sigma\sigma'}}{2} \Psi_{m\sigma'}(0). \quad (36b)$$

Here $\langle \langle \cdot; \cdot \rangle \rangle$ denotes a retarded correlation function, and $\Psi_{m\sigma}(0) = \frac{1}{\sqrt{N_{\text{disc}}}} \sum_k c_{km\sigma}$, where N_{disc} is the number of discrete levels in the band (and hence proportional to the system size). The spectral function is then calculated in its Lehmann-representation,

$$A_{m\sigma}(\varepsilon, T, B) = \sum_{a,b} \frac{e^{-\beta E_a} + e^{-\beta E_b}}{Z} |\langle a | O_{m\sigma} | b \rangle|^2 \delta(\varepsilon - E_{ab}), \quad (37)$$

with $E_{ab} = E_b - E_a$, using the full density matrix (FDM) approach of NRG.^{9,40–42}

For our numerical work, we take the conduction band energies to lie within the interval $\xi_k \in [-D, D]$, with Fermi energy at 0 and half-bandwidth $D = 1$, and take the density of states per spin, channel and unit length to be constant, as $1/2D$. (It is related to the extensive density of states used in Sec. III by $\nu = N_{\text{disc}}/2D$.) For the calculations used to determine the Fermi-liquid parameters, we use exchange coupling $\nu J_K = 0.1$, so that the Kondo temperature $T_K/D \propto \exp[-1/(\nu J_K)]$ has the same order of magnitude for $N = 1, 2$ and 3 , namely $\lesssim 10^{-4}$. Following standard NRG protocol,^{7,8,10} the conduction band is discretized logarithmically with discretization parameter Λ , mapped onto a Wilson chain, and diagonalized iteratively. NRG truncation at each iteration step is controlled by either specifying the number of kept states per shell, N_K , or the truncation energy, E_{tr} (in rescaled units, as defined in Ref. 43), corresponding to the highest kept energy per shell. Spectral data are averaged over N_z different, interleaving logarithmic discretization meshes.⁴⁴ The values for NRG-specific parameters used here are given in legends in the figures below.

For the fully screened N -channel Kondo model, the dimension of the local Hilbert space of each supersite of the Wilson chain is 4^N . Since this increases exponentially with the number of channels, it is essential, specifically so for $N = 3$, to reduce computational costs by exploiting non-Abelian symmetries¹¹ to combine degenerate states into multiplets. Several large symmetries are available¹⁹: For $B = 0$, the model has $\text{SU}(2) \times \text{U}(1) \times \text{SU}(N)$ spin-charge-channel symmetry. If the bands described by H_0 are particle-hole symmetric, as assumed here, the model also has a $\text{SU}(2) \times [\text{SU}(2)]^N$ spin-(charge) ^{N} symmetry, involving $\text{SU}(2)$ mixing of particles and holes in each of the N channels. The $\text{U}(1) \times \text{SU}(N)$ and $[\text{SU}(2)]^N$ symmetries are not mutually compatible (their generators do not all commute), however, implying that both are subgroups of a larger symmetry group, the symplectic

$\text{Sp}(2N)$. Thus the full symmetry of the model for $B = 0$ is $\text{SU}(2) \times \text{Sp}(2N)$. For $B \neq 0$ it is $\text{U}(1) \times \text{Sp}(2N)$, since a finite magnetic field breaks the $\text{SU}(2)$ spin symmetry to the Abelian $\text{U}(1)$ S_z symmetry. When the model's *full* symmetry is exploited, the multiplet spaces encountered in NRG calculations exhibit *no* more degeneracies in energy at all.

Using only Abelian symmetries turned out to be clearly insufficient to obtain well converged numerical data for $N = 3$, despite having a relatively large Λ . This, however, is required for accurate Fermi-liquid coefficients with errors below a few percent. For numerically converged data, therefore, it was essential to use non-Abelian symmetries. For our $B = 0$ calculations, it turned out to be sufficient to use $\text{SU}(2) \times \text{U}(1) \times \text{SU}(N)$ symmetry for calculating c_T , but the full $\text{SU}(2) \times \text{Sp}(2N)$ symmetry was needed for calculating c_ε . Likewise, for our $B \neq 0$ calculations of c_B , we needed to use the full $\text{U}(1) \times \text{Sp}(2N)$ symmetry. Doing so led to an enormous reduction in memory requirements, the more so the larger the rank of the symmetry group [$\text{Sp}(2N)$ has rank N , and $\text{SU}(N)$ has rank $N - 1$]. For $N = 3$, for example, we kept $\lesssim 13\,500$ multiplets for $\text{SU}(2) \times \text{U}(1) \times \text{SU}(3)$ or $\lesssim 3\,357$ multiplets for $\text{SU}(2) \times \text{Sp}(6)$ during NRG truncation, which, in effect, amounts to keeping $\lesssim 980\,000$ individual states.¹¹

B. Definition of T_K

The Fermi-liquid theory of Sec. III implicitly assumes that the model is considered in the so-called scaling limit, in which the ratio of Kondo temperature to bandwidth vanishes, $T_K/D \rightarrow 0$. In this limit, physical quantities such as $\rho(T, B)/\rho(0, 0)$ are universal scaling functions, which depend on their arguments only in the combinations B/T_K and T/T_K . Since the shape of such a scaling function, say $\rho(0, B)/\rho(0, 0)$ plotted versus B/T_K , is universal, i.e. independent of the bare parameters (coupling J_K and bandwidth D) used to calculate it, curves generated by different combinations of bare parameters can all be made to collapse onto each other by suitably adjusting the parameter T_K for each. In the same sense the Fermi-liquid parameters c_B , c_T and c_ε , being Taylor-coefficients of universal curves, are universal, too.

One common way to achieve a scaling collapse, popular particularly in experimental studies, is to identify the Kondo temperature with the field $B_{1/2}$ or temperature $T_{1/2}$ at which the impurity contribution to the resistivity has decreased to half its unitary value,

$$\rho(0, B_{1/2}) = \rho(0, 0)/2, \quad \rho(T_{1/2}, 0) = \rho(0, 0)/2. \quad (38)$$

However, this approach is not suitable for the purpose of extracting Fermi-liquid coefficients, for which T_K has to be defined in terms of (analytically accessible) low-energy properties characteristic of the strong-coupling fixed point. In Sec. III we have therefore adopted Nozières' definition of T_K in terms of the leading energy dependence of the phase shift $\delta_{m\sigma}^0$ [Eq. (25)], implying

that it can be expressed in terms of χ^{imp} , of the local static spin susceptibility at zero temperature [Eq. (29)]. In the scaling limit, this definition of T_K matches $B_{1/2}$ or $T_{1/2}$ up to prefactors, i.e. $B_{1/2}/T_K$ and $T_{1/2}/T_K$ are universal, N -dependent numerical constants, independent of the model's bare parameters.

In numerical work, however, the scaling limit is never fully realized, since the bandwidth is always finite. It may thus happen that a scaling collapse expected analytically is not found when the corresponding curves are calculated numerically. For example, if the Kondo temperature is defined, as seems natural, in terms of a purely local susceptibility, χ^{loc} , involving only the response of the local spin to a local field,

$$\frac{4S(S+1)}{3\pi T_K^{\text{loc}}} \equiv \chi^{\text{loc}} \equiv \frac{d}{dB} \langle S_z \rangle |_{B=0}, \quad (39)$$

then curves expected to show a scaling collapse actually do not collapse onto each other, as pointed out recently in Ref. 34 (see Figs. 2(d)-(f) there). That paper also showed how to remedy this problem: the static spin susceptibility used to calculate T_K has to be defined more carefully, and two slightly different definitions have to be used, depending on the context. The first option is needed when studying zero-temperature (i.e. ground state) properties as a function of some external parameter, such as the field dependence of the resistivity (needed for c_B). In this case, a corresponding susceptibility defined in terms of the response of the system's *total* spin to a local field should be used:

$$\frac{4S(S+1)}{3\pi T_K^{\text{FS}}} \equiv \chi^{\text{FS}} \equiv \frac{d}{dB} \langle S_z^{\text{tot}} \rangle |_{B=0}. \quad (40)$$

The superscript FS stands for ‘‘Friedel sum rule’’, to highlight the fact that using this rule to calculate the linear response of $\langle S_z^{\text{tot}} \rangle$ to a local field directly leads to relation (29) between χ^{imp} and T_K . The second option is needed when studying dynamical or thermal quantities that depend on the system's many-body excitations for given fixed external parameters (e.g. fixed $B = 0$), such as the temperature-dependence of the resistivity (needed for c_T), or the curvature of the Kondo resonance (needed for c_ε). In this case, one should use

$$\frac{4S(S+1)}{3\pi T_K^{\text{sc}}} \equiv \chi^{\text{sc}} \equiv 2\chi^{\text{FS}} - \chi^{\text{loc}}. \quad (41)$$

The superscript sc stands for ‘‘scaling’’, to indicate that this definition of the Kondo temperature ensures³⁴ a scaling collapse of dynamical or thermal properties. Figure 2 demonstrates that a scaling collapse is indeed found when the field- or temperature-dependent resistivity, plotted versus B/T_K^{FS} or T/T_K^{sc} , respectively, is calculated for two different values of J_K (solid and dashed lines, respectively). Note that this works equally well for $N = 1, 2$ and 3. (For $N = 1$, such scaling collapses had already been shown in Ref. 34.)

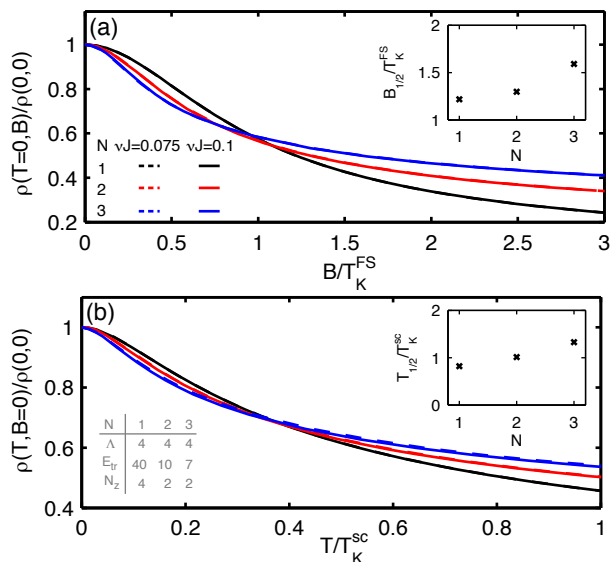


FIG. 2. (Color online) Scaling collapse of (a) the resistivity at zero temperature as function of field, and (b) at zero field as function of temperature, calculated for two different values of the bare coupling, νJ_K (dashed or solid), and for $N = 1, 2$ and 3 . For each N , the dashed and solid curves overlap so well that they are almost indistinguishable. The insets compare the energy scales $B_{1/2}$ and $T_{1/2}$ at which the resistivity has decreased to half its unitary value [cf. Eq. (38)], to the scales T_K^{FS} and T_K^{sc} [cf. Eqs. (40) and (41)], respectively. The shown ratios are universal numbers of order unity, but not necessarily very close to 1, with a significant dependence on N : $B_{1/2}/T_K^{\text{FS}} = 1.22, 1.31, 1.60$ and $T_{1/2}/T_K^{\text{sc}} = 0.82, 1.02, 1.36$ for $N = 1, 2$ and 3 , respectively. The legend in the lower left of panel (b) specifies the NRG parameters used for both panels.

We remark that the three Kondo temperatures defined in Eqs. (39)-(41) differ quite significantly from each other for the Kondo Hamiltonian of Eq. (1), with differences as large as 12%, 31% and 55% for $N = 1, 2$ and 3 , respectively, for the parameters used in Fig. 2. This indicates that although we have chosen bare parameters for which T_K/D is smaller than 10^{-4} , we have still not reached the scaling limit [in which the definitions Eq. (39)-(41) of the Kondo temperature should all coincide numerically³⁴]. We have checked that the differences between T_K^{loc} , T_K^{FS} and T_K^{sc} decrease when νJ_K is reduced in an attempt to get closer to the scaling limit, but estimate that truly reaching that limit would require $\nu J_K < 0.01$ for the Kondo model, implying $T_K/D < 10^{-45}$. Thus, reaching the scaling limit by brute force is numerically unfeasible. Therefore, using T_K^{FS} and T_K^{sc} rather than T_K^{loc} is absolutely essential for obtaining scaling collapses. It is similarly essential for an accurate determination of the Fermi-liquid parameters. Correspondingly, for the results discussed below, we have used T_K^{FS} as definition of the Kondo temperature when extracting c_B , and T_K^{sc} when extracting c_T and c_ε .

C. Using unbroadened discrete data only

When one is interested in spectral properties, one typically has to broaden the discrete data. For the determination of the Fermi-liquid coefficients, however, where high numerical accuracy is required, it is desirable to avoid standard broadening. For the calculation of c_T and c_B this can be achieved⁹ by directly inserting the Lehmann sum over δ functions for the spectral function $A_{m\sigma}(\varepsilon, T, B)$ [Eq. (37)] into the energy integral for $\rho(T, B)$ [Eq. (2)], resulting in a sum over discrete data points that produces a smooth curve. The curve is smooth because Eq. (2) in effect thermally broadens the δ peaks in the Lehmann representation. This is true even in the limit $T \rightarrow 0$, because in NRG calculations it is realized by taking T nonzero, but much smaller than all other energy scales.

For the determination of c_ε , in contrast, one faces the problem that $A_{m\sigma}(\varepsilon, 0, 0)$ is represented not as an integral of a sum over discrete δ functions, but directly in terms of the latter. To avoid having to broaden these by hand, it is desirable to find a way to extract c_ε from an expression involving an integral over the discrete spectral data, as for c_B and c_T . This can be achieved as follows. First, note that c_ε is, by definition, a coefficient in the general Taylor expansion of the normalized spectral function $A^{\text{norm}}(\varepsilon) \equiv A_{m\sigma}(\varepsilon, 0, 0)/A_{m\sigma}(0, 0, 0)$ for small frequencies,

$$A^{\text{norm}}(\varepsilon) = \sum_{n=0}^{\infty} a_n (\varepsilon/T_K)^n, \quad c_\varepsilon = a_2. \quad (42)$$

Due to particle-hole symmetry, $a_n = 0$ for all n odd, and by definition $a_0 = 1$. To determine a_2 from an integral over discrete data, we consider a weighted average of $A^{\text{norm}}(\varepsilon)$ over ε ,

$$\bar{A}(\tau) \equiv \int d\varepsilon A^{\text{norm}}(\varepsilon) P_\tau(\varepsilon), \quad (43)$$

where $P_\tau(\varepsilon)$ is a symmetric weighting function of width τ and weight 1, and moments defined by

$$\int d\varepsilon (\varepsilon/\tau)^n P_\tau(\varepsilon) \equiv p_n \quad (44)$$

for integer $n \geq 0$ (with $p_0 = 1$). Here we use

$$P_\tau(\varepsilon) = \frac{1}{4\tau} \frac{1}{\cosh^2(\varepsilon/2\tau)} = -\frac{\partial f(\varepsilon, \tau)}{\partial \varepsilon}, \quad (45)$$

but other choices are possible, too (e.g., a Gaussian peak). Clearly, the leading τ dependence of $\bar{A}(\tau)$ for small τ reflects the leading ε dependence of $A^{\text{norm}}(\varepsilon)$ and allows for an accurate determination of a_2 . Indeed, using Eqs. (42)-(45), we obtain a power-series expansion for $\bar{A}(\tau)$ of the form $\bar{A}(\tau) = \sum_n a_n p_n (\tau/T_K)^n$. Thus, by fitting $\bar{A}^{\text{fit}}(\tau) = \sum_n f_n \tau^n$ to the NRG data for $\bar{A}(\tau)$, one can determine the desired coefficients in (42) using $a_n = T_K^n f_n / p_n$. In particular, the Fermi-liquid coefficient of present interest is given by $c_\varepsilon = a_2 = T_K^2 f_2 / p_2$.

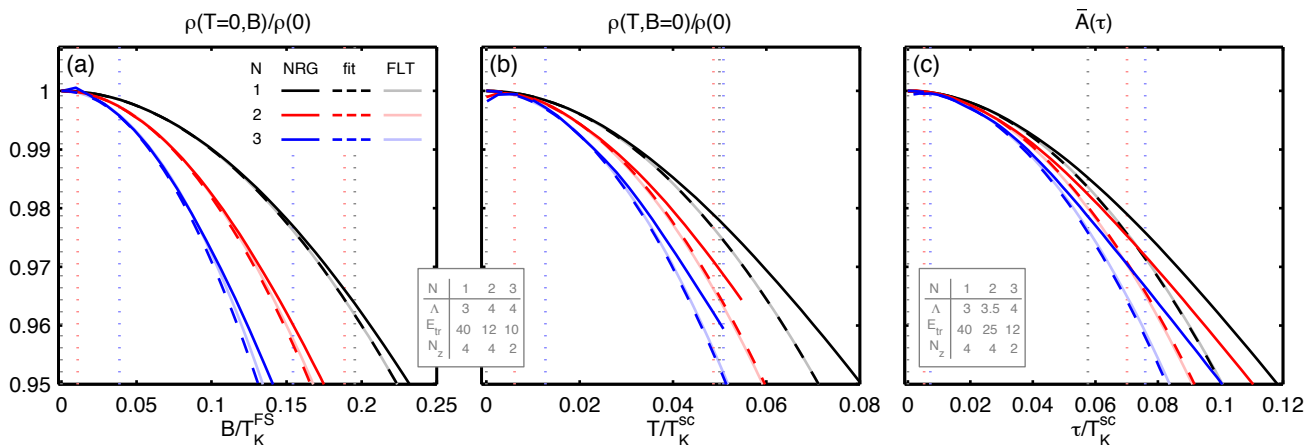


FIG. 3. (Color online) (a) Resistivity as function of magnetic field at $T = 0$, (b) resistivity as function of temperature at $B = 0$, and (c) the weighted spectral function $\bar{A}(\tau)$ [cf. Eq. (43)] at $T = B = 0$, all shown for $N = 1, 2, 3$. Each panel contains NRG data (heavy solid lines), the quadratic term from a fourth order polynomial fit (heavy dashed lines) and the corresponding predictions from FLT of Eq. (7) for the quadratic term (light solid lines). Left and right vertical dotted lines in matching colors indicate the lower and upper borders of the fitting range used for each N . The boxed legends specify the NRG parameters used here.

D. Extraction of Fermi-liquid coefficients

Figs. 3(a)-(c) show our NRG data (heavy solid lines) for the resistivity plotted versus B/T_K^{FS} at zero temperature or plotted versus T/T_K^{sc} at zero field, and for the weighted spectral function plotted versus τ/T_K^{sc} , respectively. We determined the Fermi-liquid coefficients c_B , c_T and c_ε from the quadratic terms of fourth-order polynomial fits to these curves. Including the fourth-order term allows the fitting range to be extended towards somewhat larger values of the argument, thus increasing the accuracy of the fit. For each solid curve, the quadratic term from the fit is shown by heavy dashed lines; these are found to agree well with the corresponding predictions from FLT, shown by light lines of matching colors. The level of agreement is quite remarkable, given the rather limited range in which the behavior is purely quadratic: with increasing argument, quartic contributions become increasingly important, as reflected by the growing deviations between dashed and solid lines; and at very small values of the argument ($\lesssim 0.02$), the NRG data become unreliable due to known NRG artefacts.

Numerical values for the extracted Fermi-liquid coefficients are given in Table I; they agree with those predicted analytically to within $\leq 5\%$. This can be considered excellent agreement, especially for the numerically very challenging case of $N = 3$.

V. CONCLUSIONS

Our two main results can be summarized as follows. First, we have presented a compact derivation of three Fermi-liquid coefficients for the fully-screened N -channel Kondo model, by generalizing well-established calcula-

N	$c_B^{\text{NRG}}/c_B^{\text{FLT}}$	$c_T^{\text{NRG}}/c_T^{\text{FLT}}$	$c_\varepsilon^{\text{NRG}}/c_\varepsilon^{\text{FLT}}$
1	1.00 ± 0.01	1.00 ± 0.01	1.01 ± 0.03
2	1.02 ± 0.03	0.98 ± 0.03	0.99 ± 0.03
3	1.05 ± 0.05	1.01 ± 0.03	1.02 ± 0.07

TABLE I. Numerically extracted values of c_B , c_T and c_ε , given here relative to the corresponding predictions from FLT of Eq. (7). The deviations between NRG and FLT values are $\leq 5\%$ in all cases. To numerically determine these coefficients, we used the quadratic coefficient of a fourth-order polynomial fit to the corresponding NRG data. Error bars were estimated by comparing the quartic fits to polynomial fits of different higher orders.

tions for $N = 1$ to general N . The corresponding calculations, building on ideas of Nozières, Affleck and Ludwig, and Pustilnik and Glazman, are elementary. We hope that our way of presenting them emphasizes this fact, and perhaps paves the way for similar calculations in less trivial quantum impurity problems that also show Fermi-liquid behavior, such as the asymmetric single-impurity Anderson Hamiltonian, or the 0.7-anomaly in quantum point contacts.⁴⁵

Second, we have established a benchmark for the quality of NRG results for the fully screened N -channel Kondo model, by showing that it is possible to numerically calculate equilibrium Fermi-liquid coefficients with an accuracy of better than 5% for $N = 1, 2$ and 3. To achieve numerical results of this quality, two technical ingredients were essential, both of which became available only recently: first, exploiting larger-rank non-Abelian

symmetries in the numerics;^{11,12} and second, carefully defining the Kondo temperature³⁴ in such a way that numerically-calculated universal scaling curves are indeed universal, in the sense of showing a proper scaling collapse, despite the fact that the scaling limit $T_K/D \rightarrow 0$ is typically not achieved in numerical work.

ACKNOWLEDGEMENTS

We acknowledge helpful discussions with K. Kikoin, C. Mora, A. Ludwig and G. Zarànd. We are grateful to D. Schuricht for drawing our attention to Ref. 27, and for sending us a preprint of Ref. 46 prior to its submission. The latter work, which we received in the final stages of this work, also uses H_λ of Eq. (12) as starting point for calculating Fermi-liquid coefficients for the N -channel Kondo model, and its result for c_T is consistent with our own. We gratefully acknowledge financial support from the DFG (WE4819/1-1 for A.W., and SFB-TR12, SFB-631 and the Cluster of Excellence Nanosystems Initiative Munich vor J.v.D., M.H., and A.W.)

Appendix

This appendix offers a pedagogical derivation of the Hamiltonian H_λ given in Eq. (15) of the main text using the point-splitting regularization strategy, following AL (Appendix D of 26). Its main purpose is to show how the relation $\alpha = 3\psi\nu = 1/T_K$ between Fermi-liquid parameters that NB had found by intuitive arguments¹⁵ follows simply and naturally from point splitting. For a detailed discussion of the point-splitting strategy, see Refs. 47–49.

According to AL, the leading irrelevant operator for the fully screened N -channel Kondo model has the form

$$H_\lambda = -\lambda : \vec{J}(0) \cdot \vec{J}(0) : . \quad (\text{A.1})$$

Here $\vec{J}(x) = \sum_{m=1}^N : \vec{J}_m(x) :$ is the total (point-split) spin

density from all channels at position x (the impurity or dot sits at $x = 0$), and

$$\vec{J}_m(x) = \frac{1}{2} \sum_{\sigma\sigma'} \Psi_{m\sigma}^\dagger(x) \vec{\tau}_{\sigma\sigma'} \Psi_{m\sigma'}(x) \quad (\text{A.2})$$

is the corresponding (non-point-split) spin density for channel m . Here $: \dots :$ denotes point splitting,

$$: A(x)B(x) : \equiv \lim_{\eta \rightarrow 0} \left[A(x+\eta)B(x) - \underline{A(x+\eta)B(x)} \right], \quad (\text{A.3})$$

a field-theoretic scheme for regularizing products of operators at the same point by subtracting their ground state expectation value, $\underline{AB} = \langle AB \rangle$. (In most cases, point splitting is equivalent to normal ordering.) For present purposes, we follow AL²⁶ and take

$$\Psi_{m\sigma}(x) = \frac{1}{\sqrt{L}} \sum_k e^{-ikx} \psi_{km\sigma} \quad (\text{A.4})$$

to be free fermion fields with linear dispersion ($\xi_k = k\hbar v_F$) in a box of length $L \rightarrow \infty$ (with $k \in 2\pi n/L$, $n \in \mathbb{Z}$), with normalization $\{\psi_{km\sigma}, \psi_{k'm'\sigma'}^\dagger\} = \delta_{kk'}\delta_{mm'}\delta_{\sigma\sigma'}$ and free ground state correlators

$$\langle \Psi_{m\sigma}^\dagger(x) \Psi_{m'\sigma'}(0) \rangle = \langle \Psi_{m\sigma}(x) \Psi_{m'\sigma'}^\dagger(0) \rangle = \frac{\delta_{mm'}\delta_{\sigma\sigma'}}{2\pi i x}. \quad (\text{A.5})$$

Note that we follow PG in our choice of field normalization, which differs from that used by AL²⁶ by $\Psi_{\text{here}} = \psi_{\text{AL}}/\sqrt{2\pi}$. Consequently, our coupling constant is related to theirs by $\lambda_{\text{here}} = (2\pi)^2 \lambda_{\text{AL}}$.

In the definition of H_λ , point splitting is needed because the product of two spin densities, $\vec{J}(x+\eta) \cdot \vec{J}(x)$, diverges with decreasing separation η between their arguments. To make this explicit, we use Wick's theorem,

$$: AB :: CD : = : ABCD : + : \underline{AB} \underline{CD} : + : \underline{AC} \underline{BD} : + : \underline{AD} \underline{BC} :,$$

to rewrite the product of spin densities as follows:

$$\vec{J}(x+\eta) \cdot \vec{J}(x) = \frac{1}{4} \sum_{m\sigma\sigma'} \sum_{m'\bar{\sigma}\bar{\sigma}'} : \Psi_{m\sigma}^\dagger(x+\eta) \vec{\tau}_{\sigma\sigma'} \Psi_{m\sigma'}(x+\eta) : : \Psi_{m'\bar{\sigma}}^\dagger(x) \vec{\tau}_{\bar{\sigma}\bar{\sigma}'} \Psi_{m'\bar{\sigma}'}(x) : \quad (\text{A.6a})$$

$$= \frac{1}{4} \sum_{m\sigma\sigma'} \sum_{m'\bar{\sigma}\bar{\sigma}'} \vec{\tau}_{\sigma\sigma'} \cdot \vec{\tau}_{\bar{\sigma}\bar{\sigma}'} \left[: \Psi_{m\sigma}^\dagger(x+\eta) \Psi_{m\sigma'}(x+\eta) \Psi_{m'\bar{\sigma}}^\dagger(x) \Psi_{m'\bar{\sigma}'}(x) : \right. \\ \left. + \frac{\delta_{mm'}}{2\pi i \eta} \left(\delta_{\sigma'\bar{\sigma}} : \Psi_{m\sigma}^\dagger(x+\eta) \Psi_{m\bar{\sigma}'}(x) : + \delta_{\sigma\bar{\sigma}'} : \Psi_{m\sigma'}(x+\eta) \Psi_{m\bar{\sigma}}^\dagger(x) : \right) + \frac{\delta_{\sigma\bar{\sigma}'} \delta_{\sigma'\bar{\sigma}} \delta_{mm'}}{(2\pi i \eta)^2} \right]. \quad (\text{A.6b})$$

The point-splitting prescription in Eq. (A.1) subtracts off the $1/\eta^2$ divergence of the last term of Eq. (A.6b). The contributions of the second and first terms to H_λ can be organized as $H_\lambda = H_1 + H_{\text{int}}$, describing single-particle

elastic scattering and two-particle interactions, respectively. Taking $x = 0$ and $\eta \rightarrow 0$, we find:

$$H_1 = -\frac{\lambda}{8\pi i} \lim_{\eta \rightarrow 0} \sum_{m\sigma\sigma'} : \frac{1}{\eta} \left[\Psi_{m\sigma}^\dagger(\eta) \vec{\tau}_{\sigma\sigma'}^2 \Psi_{m\sigma'}(0) - \Psi_{m\sigma'}^\dagger(0) \vec{\tau}_{\sigma'\sigma}^2 \Psi_{m\sigma}(\eta) \right] : \quad (\text{A.7a})$$

$$= -\frac{3\lambda}{8\pi i} \lim_{\eta \rightarrow 0} \sum_{m\sigma} : \left[\frac{1}{\eta} \left(\Psi_{m\sigma}^\dagger(\eta) - \Psi_{m\sigma}^\dagger(0) \right) \Psi_{m\sigma}(0) - \Psi_{m\sigma}^\dagger(0) \frac{1}{\eta} \left(\Psi_{m\sigma}(\eta) - \Psi_{m\sigma}(0) \right) \right] : \quad (\text{A.7b})$$

$$= -\frac{3\lambda}{8\pi i} \sum_{m\sigma} : \left[(\partial_x \Psi_{m\sigma}^\dagger)(0) \Psi_{m\sigma}(0) - \Psi_{m\sigma}^\dagger(0) (\partial_x \Psi_{m\sigma})(0) \right] :, \quad (\text{A.7c})$$

$$H_{\text{int}} = -\lambda \sum_{mm'} : \vec{J}_m(0) \cdot \vec{J}_{m'}(0) : . \quad (\text{A.8})$$

To obtain Eq. (A.7b), we used $\vec{\tau}_{\sigma\sigma'}^2 = 3\delta_{\sigma\sigma'}$ and subtracted and added $:\Psi_{m\sigma}^\dagger(0)\Psi_{m\sigma}(0):$ inside the square brackets. Now pass to the momentum representation, using Eq. (A.4) and the shorthand notations (following PG²⁹)

$$\rho_{m\sigma}(0) = \frac{1}{L} \rho_{m\sigma}, \quad \rho_{m\sigma} = \sum_{kk'} \psi_{km\sigma}^\dagger \psi_{k'm\sigma}, \quad (\text{A.9a})$$

$$\vec{J}_m(0) = \frac{1}{L} \vec{J}_m, \quad \vec{J}_m = \frac{1}{2} \sum_{kk'\sigma\sigma'} \psi_{km\sigma}^\dagger \vec{\tau}_{\sigma\sigma'} \psi_{k'm\sigma'}, \quad (\text{A.9b})$$

for the conduction electron channel- m charge and spin densities at the impurity. This gives

$$H_1 = -\frac{\alpha_1}{2\pi\nu} \sum_{m\sigma kk'} (\xi_k + \xi_{k'}) : \psi_{km\sigma}^\dagger \psi_{k'm\sigma} : , \quad (\text{A.10a})$$

$$H_{\text{int}} = -\frac{2\phi_1}{3\pi\nu^2} \sum_{mm'} : \vec{J}_m \cdot \vec{J}_{m'} : . \quad (\text{A.10b})$$

Here $\nu = L/(2\pi\hbar v_F)$ is the extensive 1D density of states per spin and channel, and the prefactors were expressed in terms of the constants

$$\alpha_1 = \phi_1 = \frac{3\lambda}{8\pi(\hbar v_F)^2} = \frac{1}{T_K}. \quad (\text{A.11})$$

(This notation is consistent with that of Ref. 46, where H_λ served starting point for calculating Fermi-liquid corrections, too.) Checking dimensions, with $[H_\lambda] = \mathcal{E}$ and $[\Psi_{m\sigma}] = 1/\sqrt{\mathcal{L}}$ (\mathcal{E} stands for energy, \mathcal{L} for length), we see that $[\lambda] = \mathcal{E}\mathcal{L}^2$. Since $[\nu] = 1/\mathcal{E}$, $[\hbar v_F] = \mathcal{E}\mathcal{L}$, we have $[\alpha_1] = [\phi_1] = 1/\mathcal{E}$, thus, α_1 and ϕ_1 have dimensions of inverse energy. In the main text, they are identified with $1/T_K$; in fact, the numerical prefactor in Eq. (A.11) is purposefully chosen such that the leading term in the expansion (25) of the phase shift $\tilde{\delta}_{m\sigma}(\varepsilon)$ turns out to take the form ε/T_K .

To elucidate how the case $N > 1$ differs from $N = 1$, we write $H_{\text{int}} = H_2 + H_3$ in the main text, with H_2 and H_3 given in Eqs. (15b) and (15c), respectively, where H_3 occurs only for $N > 1$.

- ¹ W. J. de Haas, J. de Boer, and G. J. van den Berg, *Physica* **1**, 1115 (1934).
- ² W. J. de Haas and G. J. van den Berg, *Physica* **3**, 440 (1936).
- ³ J. Kondo, *Prog. Theor. Phys.* **32**, 37 (1964).
- ⁴ T. A. Costi, L. Bergqvist, A. Weichselbaum, J. von Delft, T. Micklitz, A. Rosch, P. Mavropoulos, P. H. Dederichs, F. Mallet, L. Saminadayar, and C. Bäuerle, *Phys. Rev. Lett.* **102**, 056802 (2009).
- ⁵ M. Hanl, A. Weichselbaum, T. A. Costi, F. Mallet, L. Saminadayar, C. Bäuerle, and J. von Delft, *Phys. Rev. B* **88**, 075146 (2013).
- ⁶ F. Mallet, J. Ericsson, D. Maily, S. Ünlübayir, D. Reuter, A. Melnikov, A. D. Wieck, T. Micklitz, A. Rosch, T. A. Costi, L. Saminadayar, and C. Bäuerle, *Phys. Rev. Lett.* **97**, 226804 (2006).
- ⁷ K. G. Wilson, *Rev. Mod. Phys.* **47**, 773 (1975).
- ⁸ H. R. Krishna-murthy, J. W. Wilkins, and K. G. Wilson, *Phys. Rev. B* **21** 1003 (1980).
- ⁹ A. Weichselbaum and J. von Delft, *Phys. Rev. Lett.* **99** 076402 (2007).
- ¹⁰ R. Bulla, T. A. Costi, and T. Pruschke, *Rev. Mod. Phys.*

- 80**, 395-450 (2008).
- ¹¹ A. Weichselbaum, *Ann. Phys.* **327**, 2972-3047 (2012).
- ¹² C. P. Moca, A. Alex, J. von Delft, and G. Zaránd, *Phys. Rev. B*, **86**, 195128 (2012).
- ¹³ Ph. Nozières, *J. Low Temp. Phys.* **17**, 31 (1974).
- ¹⁴ Ph. Nozières, in *Proceedings of the 14th International Conference on Low Temperature Physics*, edited by M. Krusius and M. Vuorio, (North-Holland, Amsterdam, 1974) Vol. 5, p. 339.
- ¹⁵ Ph. Nozières and A. Blandin, *J. de Physique* **41**, 193 (1980).
- ¹⁶ D. Cragg and P. Lloyd, *J. Phys. C*, **11**, L-597 (1978).
- ¹⁷ D. Cragg and P. Lloyd, *J. Phys. C*, **12**, L-215 (1979).
- ¹⁸ D.M. Cragg, P. Lloyd, and P. Nozières, *J. Phys. C*, **13**, 243 (1980).
- ¹⁹ I. Affleck, A. W. W. Ludwig, H.-B. Pang, and D.L. Cox, *Phys. Rev. B*, **45**, 7918-7935 (1992).
- ²⁰ Y. Nishikawa and A. C. Hewson, *Phys. Rev. B* **86**, 245131 (2012).
- ²¹ A. Yoshimori, *Prog. Theor. Phys.* **55**, 67 (1976).
- ²² L. Mihály and A. Zawadowski, *J. de Physique* **39**, 483 (1978).

- ²³ A.M. Tselvick and P.B. Wiegmann, *Adv. Phys.* **32**, 45 (1983).
- ²⁴ N. Andrei, K. Furuya, and J.H. Lowenstein, *Rev. Mod. Phys.* **55**, 331 (1983).
- ²⁵ I. Affleck, *Nucl. Phys. B* **336**, 517 (1990)
- ²⁶ I. Affleck and A. W. W. Ludwig, *Phys. Rev. B* **48**, 7297 (1993).
- ²⁷ Y. Nishikawa, D. J. G. Crow, and A.C. Hewson, *Phys. Rev. B* **82**, 115123 (2010).
- ²⁸ M. Pustilnik and L. I. Glazman, *Phys. Rev. Lett.*, **87**, 216601 (2001).
- ²⁹ M. Pustilnik and L.I. Glazman, *J. Phys.: Cond. Mat.* **16**, R513 (2004).
- ³⁰ L. Glazman and M. Pustilnik, in *Nanophysics: Coherence and Transport*, edited by H. Bouchiat *et al.* (Elsevier, Amsterdam, 2005), pp. 427-478.
- ³¹ C. Mora, *Phys. Rev. B* **80**, 125304 (2009).
- ³² C. Mora, P. Vitushinsky, X. Leyronas, A. A. Clerk, and K. Le Hur, *Phys. Rev. B* **80**, 155322 (2009).
- ³³ A. K. Mitchell and E. Sela, *Phys. Rev. B* **85**, 235127 (2012).
- ³⁴ M.Hanl and A. Weichselbaum, *Phys. Rev. B* **89**, 075130 (2014).
- ³⁵ The Drude conductivity of a disordered metal has the form $\rho_{\text{tot}}^{-1} \propto \int d\varepsilon \tau(\varepsilon)(-\partial_\varepsilon f(\varepsilon, T))$. In the presence of magnetic impurities (but neglecting phonons), the total scattering rate is the sum of the scattering rates due static disorder and magnetic impurities, $1/\tau(\varepsilon) = 1/\tau_{\text{st}} + 1/\tau_{\text{mag}}(\varepsilon)$, with $1/\tau_{\text{mag}}(\varepsilon) \propto \sum_{m\sigma} A_{m\sigma}(\varepsilon)$. Eq. (2) is obtained³⁶ by expanding $\tau(\varepsilon)$ in powers of the ratio $\tau_{\text{st}}/\tau_{\text{mag}}(\varepsilon) \ll 1$, and correspondingly expanding the resistivity as $\rho_{\text{tot}} = \rho_{\text{st}} + \rho(T, B)$, where the second contribution, due to magnetic impurities, is much smaller than the first.
- ³⁶ A.A. Abrikosov, *Physica*, **2**, 5 (1965).
- ³⁷ T. A. Costi, *Phys. Rev. Lett.* **85**, 1504-1507, (2000).
- ³⁸ A. Rosch, T. A. Costi, J. Paaske, and P. Wölfle, *Phys. Rev. B* **68**, 014430, (2003).
- ³⁹ A.V. Kretinin, H. Shtrikman, D.A. Goldhaber-Gordon, M. Hanl, A. Weichselbaum, J. von Delft, T.A. Costi, and D. Mahalu, *Phys. Rev. B*, **84**, 245316 (2011).
- ⁴⁰ F. B. Anders and A. Schiller, *Phys. Rev. Lett.* **95**, 196801 (2005).
- ⁴¹ R. Peters, T. Pruschke, and F. B. Anders, *Phys. Rev. B* **74**, 245114 (2006).
- ⁴² A. Weichselbaum, *Phys. Rev. B* **86**, 245124 (2012).
- ⁴³ A. Weichselbaum, *Phys. Rev. B* **84**, 125130 (2011).
- ⁴⁴ L. N. Oliveira, V. L. Libero, H. O. Frota and M. Yoshida, *Physica B* **171**, 61 (1991).
- ⁴⁵ F. Bauer, J. Heyder, E. Schubert, D. Borowsky, D. Taubert, B. Bruognolo, D. Schuh, W. Wegscheider, J.von Delft, and S. Ludwig, *Nature (London)*, **501**, 73, (2013).
- ⁴⁶ C. B. M. Horig, C. Mora, and D. Schuricht, *Phys. Rev. B* **89**, 165411 (2014)
- ⁴⁷ I. Affleck, *Nucl. Phys. B*, **265**, 409 (1986).
- ⁴⁸ A. W. W. Ludwig, *Methods of Conformal Field Theory in Condensed Matter Physics An Introduction to Non-Abelian Bosonization*, Lecture Notes, Trieste 1992 (unpublished)
- ⁴⁹ Jan von Delft, PhD thesis, Cornell University, 1995.