

Very large thermophase in ferromagnetic Josephson junctions

F. Giazotto,^{1,*} T. T. Heikkilä,^{2,3,†} and F. S. Bergeret^{4,5,‡}

¹NEST, Istituto Nanoscienze-CNR and Scuola Normale Superiore, I-56127 Pisa, Italy

²Department of Physics and Nanoscience Center, P.O. Box 35 (YFL), FI-40014 University of Jyväskylä, Finland

³Low Temperature Laboratory, Aalto University, P.O. Box 15100, FI-00076 AALTO, Finland

⁴Centro de Física de Materiales (CFM-MPC), Centro Mixto CSIC-UPV/EHU, Manuel de Lardizabal 4, E-20018 San Sebastián, Spain

⁵Donostia International Physics Center (DIPC), Manuel de Lardizabal 5, E-20018 San Sebastián, Spain

The concept of *thermophase* refers to the appearance of a phase gradient inside a superconductor originating from the presence of an applied temperature bias across it. The resulting supercurrent flow may, in suitable conditions, fully counterbalance the temperature-bias-induced quasiparticle current therefore preventing the formation of any voltage drop, i.e., a thermovoltage, across the superconductor. Yet, the appearance of a thermophase is expected to occur in Josephson-coupled superconductors as well. Here we theoretically investigate the thermoelectric response of a thermally-biased Josephson junction based on a ferromagnetic insulator. In particular, we predict the occurrence of a *very large* thermophase which can reach $\pi/2$ across the contact for suitable temperatures and structure parameters, i.e., the quasiparticle thermal current can reach the critical current. Such a thermophase can be *several* orders of magnitude larger than that predicted to occur in conventional Josephson tunnel junctions. In order to assess experimentally the predicted very large thermophase we propose a realistic setup realizable with state-of-the-art nano fabrication techniques and well-established materials which is based on a superconducting quantum interference device. This effect could be of strong relevance in several low-temperature applications, for example, for revealing tiny temperature differences generated by coupling the electromagnetic radiation to one of the superconductors forming the junction.

Thermoelectric currents in superconductors are often shorted by supercurrents which generate a phase gradient, a *thermophase*, inside the superconductor. As suggested a long time ago by Ginzburg [1], a bimetallic superconducting loop constrains the possible phase gradients, and allows observation of thermoelectric effects via magnetic fields arising from circulating currents manipulated by temperature differences. Measurements of such circulating currents [2] were larger than that predicted by theory by several orders of magnitude, a discrepancy that is yet to be explained [3, 4].

In this Letter we propose an alternative way to produce a very large thermophase in a SQUID loop consisting of a conventional superconductor in a spin-polarized contact with a superconductor-ferromagnet bilayer. The resulting thermophase can reach $\pi/2$ across the contact, i.e., the quasiparticle thermal current can reach the critical current, and can be several orders of magnitude larger than in conventional Josephson junctions [5, 6]. Such a very large thermophase could be used for detecting tiny temperature differences, for instance, generated by radiation coupling to one of the superconductors.

We consider a Josephson junction [see Fig. 1(a)] consisting of two superconductors S_L and S_R tunnel coupled through a ferromagnetic insulator (FI) and a non-magnetic (I) barrier. The FI has different transmissivities for spin-up and spin down electrons and therefore acts as a spin-filter.[7] The interaction between the conduction electrons in S_L with the localized magnetic moments of the FI leads to an effective spin-splitting field h in the left electrode that decays away from the interface

over the superconducting coherence length ξ_0 . [8] The thin I layer placed on the right side of the FI prevents such a spin-splitting field to be induced in S_R [9–11]. We assume that the thickness t_L of S_L is smaller than ξ_0 so that the induced h is spatially uniform across the entire S_L layer [12]. The junction is temperature biased, so that $T_{L,R}$ is the temperature in $S_{L,R}$, respectively, and φ^{th} denotes the phase difference between the superconducting order parameters induced by such a temperature difference. We focus on the *static* (i.e., time-independent) regime so that a dc Josephson current can flow in response to the applied thermal gradient but no thermovoltage develops across the junction.

In order to analyze the setup, we generalize the calculation of [13] to the case of two superconductors. The total electric current I flowing through the junction is given by the sum of the quasiparticle (I_{qp}) and the Josephson contribution (I_J)

$$I = I_{qp} + I_J = I_{qp} + I_c \sin \varphi^{th}, \quad (1)$$

where I_c is the critical supercurrent. The current contribution proportional to $\cos \varphi^{th}$ [14] does not contribute, since it does not possess any thermoelectric response, and it would require a finite voltage. The explicit forms for I_{qp} and I_c in Eq. (1) can be obtained from the expressions for the current through a spin-filter barrier with polarization P [15–17],

$$I_{qp} = \frac{P}{2eR_T} \int_{-\infty}^{\infty} d\varepsilon N_L^-(\varepsilon) N_R(\varepsilon) [\mathbf{f}_L(\varepsilon) - \mathbf{f}_R(\varepsilon)] \quad (2)$$

and

$$I_c = -\frac{\sqrt{1-P^2}}{2eR_T} \int_{-\infty}^{\infty} d\varepsilon [\text{Re} M_L(\varepsilon) \text{Im} F_R(\varepsilon) \mathbf{f}_L(\varepsilon) + \text{Im} M_L(\varepsilon) \text{Re} F_R(\varepsilon) \mathbf{f}_R(\varepsilon)]. \quad (3)$$

In Eqs. (2) and (3), $N_L^-(\varepsilon) = [N_L(\varepsilon + h) - N_L(\varepsilon - h)]/2$,

* giazotto@sns.it

† Tero.T.Heikkila@jyu.fi

‡ sebastian.bergeret@ehu.es

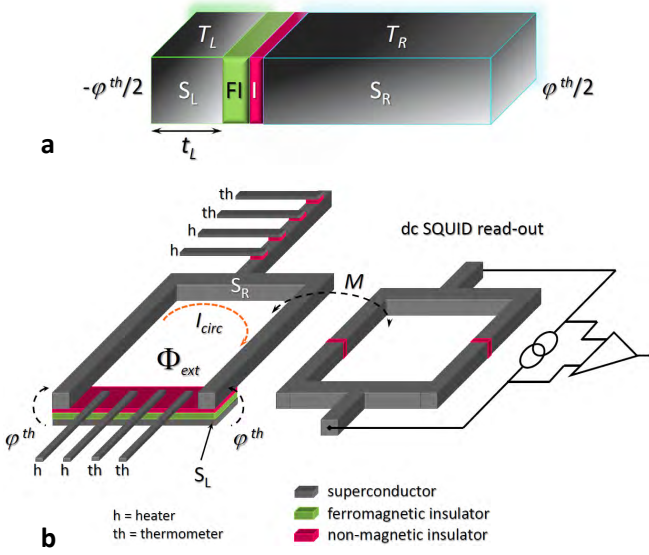


FIG. 1. (color online) Thermally-biased ferromagnetic Josephson junction and the proposed experimental setup. (a) Sketch of a generic S-FI-I-S Josephson junction discussed in the text. It consists of two identical superconductors, S_L and S_R , tunnel-coupled by a ferromagnetic insulator FI and a non-magnetic barrier I. The direct contact between FI and S_L leads to an induced exchange field in the latter, while the non-magnetic barrier prevents such a field to appear in S_R . T_L and T_R are the temperature in S_L and S_R , respectively, whereas φ^{th} denotes the *thermophase* originated from thermally biasing the Josephson junction. t_L is the thickness of S_L . (b) Scheme of a detection setup consisting of a temperature-biased superconducting quantum interference device (SQUID) based on the previous junction. Superconducting electrodes tunnel-coupled to S_L and S_R serve either as heaters (h) or thermometers (th), and allow one to impose and detect a temperature gradient across the SQUID. The magnitude of the induced φ^{th} can be determined by measuring variations of the supercurrent (I_{circ}) circulating in the interferometer through a conventional dc SQUID inductively coupled to the first ring. M denotes the mutual inductance between the loops, and Φ_{ext} is the external applied magnetic flux.

$N_{L,R}(\epsilon) = |\text{Re}[(\epsilon + i\Gamma)/\sqrt{(\epsilon + i\Gamma)^2 - \Delta_{L,R}^2}]|$ is the normalized BCS density of states in $S_{L,R}$, $M_L(\epsilon) = [F_L(\epsilon + h) + F_L(\epsilon - h)]/2$, $F_{L,R}(\epsilon) = \Delta_{L,R}/\sqrt{(\epsilon + i\Gamma)^2 - \Delta_{L,R}^2}$, $\mathbf{f}_{L,R}(\epsilon) = \tanh(\epsilon/2k_B T_{L,R})$, and $\Delta_{L,R}$ is the energy gap in $S_{L,R}$ which has to be determined self-consistently due to the presence of h and finite $T_{L,R}$. For ideal superconductors $\Gamma \rightarrow 0^+$ [18]; we have checked that the value $\Gamma = 10^{-4}\Delta_0$ chosen in our numerics negligibly affects the results. Above, Δ_0 denotes the zero-temperature, zero-exchange field superconducting energy gap. Furthermore, e is the electron charge, k_B is the Boltzmann constant, and R_T is the normal-state resistance of the junction. Equation (2) shows that for a non-vanishing I_{qp} to exist (i) a finite h should be induced in one of the superconductors, and (ii) P has to be finite.[13]

In an *electrically-open* configuration the total charge current has to vanish, $I = 0$. Therefore, in order to ensure a vanishing thermovoltage across the junction, the quasiparti-

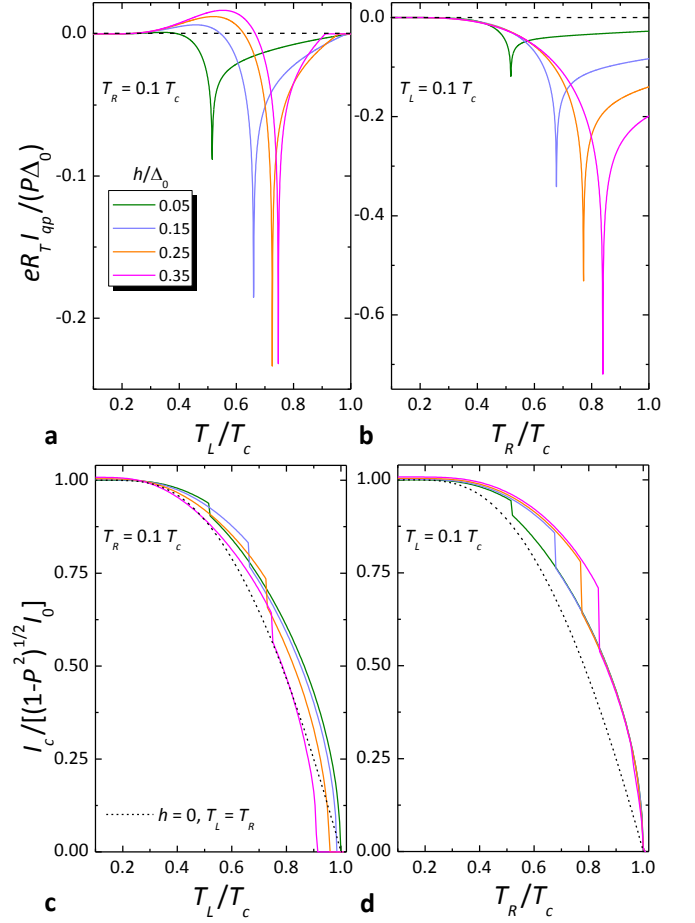


FIG. 2. (color online) Quasiparticle and Josephson critical currents under thermal-bias conditions for different values of the exchange field. Quasiparticle current I_{qp} (a) vs T_L at $T_R = 0.1T_c$ and (b) vs T_R at $T_L = 0.1T_c$; Josephson critical current I_c (c) vs T_L at $T_R = 0.1T_c$ and (d) vs T_R at $T_L = 0.1T_c$. Dash-dotted curves in panels (c) and (d) are calculated for $h = 0$ and $T_L = T_R$. Δ_0 denotes the zero-exchange field, zero-temperature superconducting energy gap corresponding to the critical temperature $T_c \approx \Delta_0/1.764k_B$ whereas I_0 is the zero-exchange field, zero-temperature Josephson critical current.

cle current I_{qp} induced by the temperature gradient has to be canceled by an opposite dc supercurrent I_J . This cancellation is the origin of the thermophase, which is defined as

$$\varphi^{th} = \arcsin\left(-\frac{I_{qp}}{I_c}\right). \quad (4)$$

This thermophase is thus a measure of the amplitude of the thermoelectric effect at the contact between the superconductors. In the *electrically-closed* configuration φ^{th} is necessarily no longer the phase difference across the junction. In this case Eq. (4) should be viewed as a definition, characterizing the relative magnitude of the quasiparticles current vs. the critical current of the junction. Below we discuss a scheme for measuring this thermophase.

Let us analyze the behavior of I_{qp} and of I_c under thermal bias. Figures 2(a) and 2(b) show I_{qp} vs T_L and T_R , respec-

tively, when the temperature of the other electrode is fixed to $0.1T_c$. Here T_c is the superconducting critical temperature in the absence of h which we assume, for simplicity, to be the same for both superconductors. By varying T_L , and depending on the temperature range, the thermocurrent can be either *positive*, i.e., flowing according to the thermal gradient set across the junction, or *negative*. The sign of the current can be ascribed to a more *electron*- or *hole*-like contribution to thermoelectric transport, respectively. The amplitude of I_{qp} is, in general, larger for larger h , and drops eventually to zero at the temperature for which Δ_L vanishes. The value of such a critical temperature depends on the value of h . By contrast, Fig. 2(b) shows that the thermocurrent does not change sign if T_L is held constant and $T_R(> T_L)$ is varied. The amplitude of I_{qp} in this case is larger than that obtained by varying $T_L > T_R$, and is finite at T_c . Notably, the quasiparticle characteristics exhibits sharp dips positioned at the temperatures satisfying the condition

$$|\Delta_L(T_L, h) - \Delta_R(T_R)| = h. \quad (5)$$

The large values obtained by I_{qp} are the origin of a *very large* thermophase achievable in ferromagnetic Josephson junctions.

Similarly, the lower panels of Fig. 2 display the behavior of I_c vs T_R and T_L by holding the other electrode at $0.1T_c$. The $I_c(T)$ curves differ drastically from those obtained for $h = 0$ at $T_L = T_R$ (dash-dotted curves). In particular, at a low enough temperature I_c gets larger by increasing h . This remarkable effect corresponds to the supercurrent enhancement discussed in Ref. [19] which occurs even for $P = 0$. We stress that the I_c strengthening joined with the sharp jumps appearing at those temperatures where Eq. (5) holds are a manifestation of an exchange field induced in S_L and of a nonequilibrium condition stemming from the thermal bias [19].

The thermophase φ^{th} is obtained from Eq. (4). Figure 3(a) and (b) shows the dependence of φ^{th} on T_L and T_R , respectively, when the other electrode is kept at $0.1T_c$. We have chosen a reasonable polarization of the barrier ($P = 90\%$) and moderate h values easily achievable with present-day experiments. [7, 10] We find that φ^{th} can be very large, close to $\pi/2$ for $h \gtrsim 0.3\Delta_0$. This substantial effect has to be compared to the minute one achievable in conventional non-ferromagnetic Josephson tunnel junctions where $\varphi^{th} \sim 10^{-4}$ is expected.[5, 6] We also notice the presence of temperature regions where φ^{th} is not defined since I_{qp} may exceed I_c [see Fig. 3(b)]. In this case a finite dc voltage is induced across the contact.

The impact of P on φ^{th} is shown in panel (c) and (d) of Fig. 3 where we set $h = 0.2\Delta_0$, and the temperature in the superconductors is varied similarly to panel (a) and (b), respectively. The increase of P leads to a sizable thermophase enhancement, as $I_{qp}/I_c \propto P/\sqrt{1-P^2}$ [see Eqs. (2-4)]. From Fig. 3 it becomes clear that large values of φ^{th} can be obtained more easily by increasing T_R while keeping S_L at a low temperature, consistently with the $I_{qp}(T_R)$ dependence shown in Fig. 2(b). The full behavior of φ^{th} vs T_R for $T_L = 0.1T_c$ is displayed in the color plots of Fig. 4. Specifically, we set $P = 96\%$ and varied h in panel (a), whereas in panel (b) we

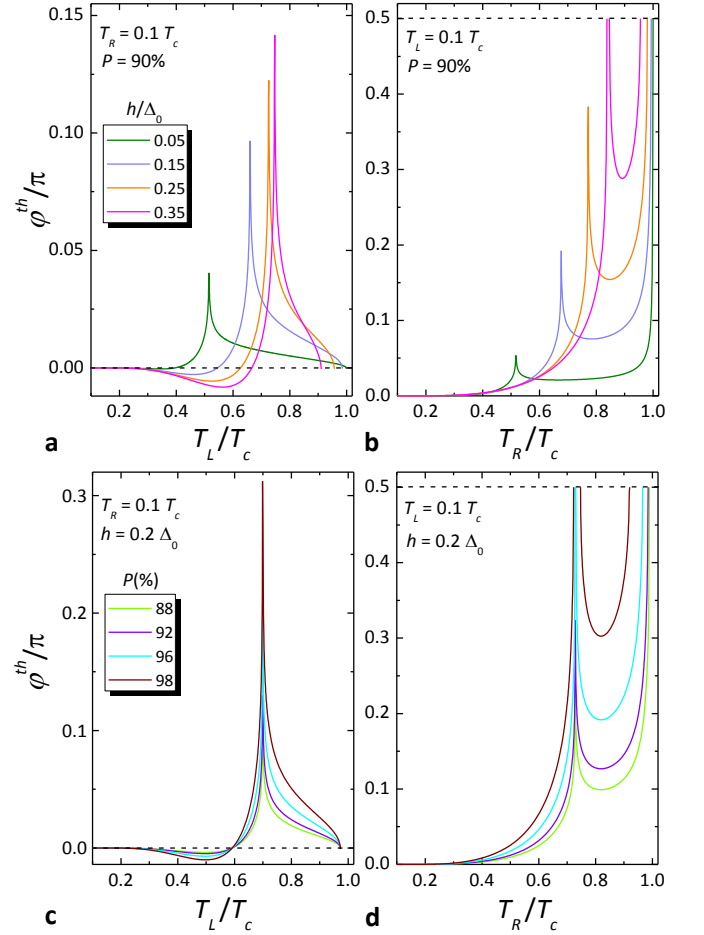


FIG. 3. (color online) Behavior of the thermophase in a ferromagnetic Josephson junction. (a) Thermophase φ^{th} vs T_L calculated for several values of the exchange field h at $T_R = 0.1T_c$ and $P = 90\%$. (b) φ^{th} vs T_R calculated at $T_L = 0.1T_c$ and $P = 90\%$ for the same exchange field values as in panel (a). (c) φ^{th} vs T_L calculated for several values of the polarization P of the spin-filter barrier at $T_R = 0.1T_c$ and $h = 0.2\Delta_0$. (d) φ^{th} vs T_R calculated at $T_L = 0.1T_c$ and $h = 0.2\Delta_0$ for the same P values as in panel (c). φ^{th} is not defined in the temperature regions where $|I_{qp}|$ exceeds I_c .

set $h = 0.3\Delta_0$ and varied P . The figures show that a sizeable φ^{th} can be obtained in a rather large range of parameters, and may provide a valuable tool for tailoring optimized junctions where φ^{th} is maximized.

To assess experimentally the predicted very large thermophase we propose the setup depicted in Fig. 1(b). It consists of a superconducting quantum interference device (SQUID) including a FI, and comprising a number of superconducting tunnel junctions which can either heat or perform accurate electron thermometry [20]. From the materials side, FIs such as EuO or EuS (providing P up to $\sim 98\%$) [21] in contact with superconducting Al appear as ideal candidates for the implementation of the structure which can be realized with standard lithographic techniques. The ratio h/Δ_0 in such structures depends on the thickness of the Al layer and quality of the contact. In the superconducting state of Al, values ranging from $h/\Delta_0 \approx 0.2$ up to 0.6 have been reported.

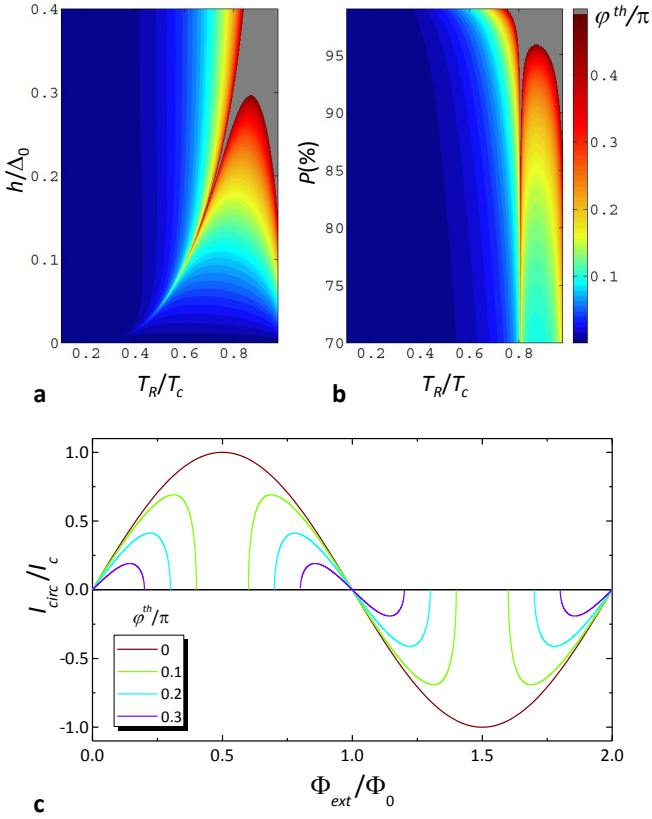


FIG. 4. (color online) Full behavior of the thermophase and response of the circulating current in a temperature-biased FI SQUID. (a) Color plot of the thermophase ϕ^{th} vs T_R and h calculated at $T_L = 0.1T_c$ for $P = 96\%$. (b) Color plot of ϕ^{th} vs T_R and P calculated at $T_L = 0.1T_c$ for $h = 0.3\Delta_0$. (c) Circulating current I_{circ} vs external magnetic flux Φ_{ext} for a few values of the thermophase in a symmetric SQUID.

[10, 11, 22, 23] Alternatively, GdN barriers in combination with Nb or NbN could be used as well.[25, 26]

In the SQUID, the thermophase $\phi_{1/2}^{th}$ developed across the two junctions results into a nonzero total circulating current I_{circ} . In the absence of an external flux and for negligible loop inductance, the amplitude of the total circulating current is given by

$$I_{circ} = \frac{I_{c1}I_{c2}}{I_{c1} + I_{c2}} |\sin(\phi_1^{th}) - \sin(\phi_2^{th})|, \quad (6)$$

where I_{ci} is the critical current for contact $i = 1, 2$. Since ϕ_i^{th} depends on the ratio of the quasiparticle and critical supercurrents, an asymmetry of the resistances between the contacts would not cause a circulating current. However, replacing one of the junctions, say 2, by a conventional SIS junction would set $\phi_2^{th} \approx 0$ and therefore would lead to a large I_{circ} even without an external flux.

An alternative way to measure the thermophase is to consider the case of a finite external flux Φ_{ext} . If the SQUID junctions are identical, I_{circ} can be written as

$$I_{circ} = I_c(\sin \phi_1 - \sin \phi^{th}) = -I_c(\sin \phi_2 - \sin \phi^{th}). \quad (7)$$

In Eq. (7), I_{circ} is written as the sum of a magnetic flux-dependent part and the one of thermoelectric origin, and the second equality expresses the conservation of the supercurrent circulating along the loop through each junction of the SQUID. In the limit of negligible ring inductance Eq. (7) can be analytically solved for I_{circ} by imposing fluxoid quantization, $\phi_2 - \phi_1 = 2\pi\Phi_{ext}/\Phi_0$, where $\Phi_0 = 2.067 \times 10^{-15}$ Wb is the flux quantum. The result for I_{circ} is thus

$$I_{circ} = I_c \sin\left(\frac{\pi\Phi_{ext}}{\Phi_0}\right) \text{Re} \left[\sqrt{1 - \frac{\sin^2 \phi^{th}}{\cos^2\left(\frac{\pi\Phi_{ext}}{\Phi_0}\right)}} \right], \quad (8)$$

which holds for $I_{qp} \leq I_c$ [see Eq. (4)]. For $\phi^{th} = 0$ Eq. (8) reduces to

$$I_{circ} = I_c \sin\left(\frac{\pi\Phi_{ext}}{\Phi_0}\right). \quad (9)$$

As shown in Fig. 4(c), the presence of a finite thermophase gives rise to regions of flux close to $\Phi_0/2$ and $3\Phi_0/2$ where I_{circ} vanishes because the thermoelectric current becomes larger than the effective critical current of the SQUID. The presence of these regions is a direct evidence of the thermophase. The circulating current can be detected through a conventional dc SQUID inductively-coupled to the first loop [see Fig. 1(b)] so that $\Phi_{SQUID} \sim MI_{circ}$, where Φ_{SQUID} is the magnetic flux induced in the read-out SQUID and M is the mutual inductance coefficient. For instance, for typical values of $I_c = 1 \mu\text{A}$ and $M = 10$ pH, Φ_{SQUID} up to $\sim 10^{-17}$ Wb $\approx 5 \times 10^{-3}\Phi_0$ can be generated with a proper temperature bias. This can be well detected with standard SQUIDS which provide routinely magnetic flux sensitivities $\sim 10^{-6}\Phi_0/\sqrt{\text{Hz}}$ [27].

In conclusion, we have predicted the occurrence of a *very large* thermophase in thermally-biased Josephson junctions based on FIs. This sizeable effect can be detected in a structure realizable with current state-of-the-art nanofabrication techniques and well-established materials. Besides shedding light onto fundamental problems related to the *thermoelectric* response of superconductors and exotic weak links in the Josephson regime, the very sharp thermophase response (see Fig. 3) combined with the low heat capacity of superconductors could allow realizing ultrasensitive radiation detectors [20] where radiation induced heating of one of the superconductors is detected via the thermophase. The presence of magnetic material also allows for adding a new control parameter to the experimental investigation of coherent manipulation of heat flow at the nanoscale [28–31].

F.G. acknowledges the Marie Curie Initial Training Action (ITN) Q-NET 264034, and the European Research Council under the European Union's Seventh Framework Programme (FP7/2007-2013)/ERC grant agreement No. 615187-COMANCHE for partial financial support. The work of F.S.B has been supported by the Spanish Ministry of Economy and Competitiveness under Project No. FIS2011-28851-C02-02 and the work of T.T.H. by the ERC (Grant No. 240362-Heatronics) and the Academy of Finland through its Center of Excellence program.

-
- [1] V. L. Ginzburg, Zh. Eksp. Teor. Fiz. **14**, 177 (1944) [Sov. Phys. JETP **8**, 148 (1944)].
 - [2] D. J. Van Harlingen, D. F. Heidel, and J. C. Garland, Phys. Rev. B **21**, 1842 (1980).
 - [3] V. L. Ginzburg, Rev. Mod. Phys. **76**, 981 (2004).
 - [4] Y. M. Galperin, V. L. Gurevich, V. I. Kozub, and A. L. Shelankov, Phys. Rev. B **65**, 064531 (2002).
 - [5] G. D. Guttman, B. Nathanson, E. Ben-Jacob, and D. J. Bergman, Phys. Rev. B **55**, 12691 (1997).
 - [6] A. D. Smith, M. Tinkham, and W. J. Skocpol, Phys. Rev. B **22**, 4346 (1980).
 - [7] J. S. Moodera, T. S. Santos and T. Nagahama, J. Phys.: Condens. Matter **19**, 165202 (2007).
 - [8] T. Tokuyasu, J. A. Sauls, and D. Rainer, Phys. Rev. B **38**, 8823 (1988).
 - [9] X. Hao, J. S. Moodera, and R. Meservey, Phys. Rev. B **42**, 8235 (1990).
 - [10] B. Li, G.-X. Miao, and J. S. Moodera, Phys. Rev. B **88**, 161105(R) (2013).
 - [11] B. Li *et al.*, Phys. Rev. Lett. **110**, 097001 (2013).
 - [12] F. Giazotto and F. Taddei, Phys. Rev. B **77**, 132501 (2008).
 - [13] A. Ozaeta, P. Virtanen, F. S. Bergeret, and T. T. Heikkilä, Phys. Rev. Lett. **112**, 057001 (2014).
 - [14] A. Barone and G. Paterno, *Physics and Applications of the Josephson Effect* (Wiley-Interscience, New York, 1982).
 - [15] F. S. Bergeret, A. Verso, and A. F. Volkov, Phys. Rev. B **86**, 060506(R) (2012).
 - [16] F. S. Bergeret, A. Verso, and A. F. Volkov, Phys. Rev. B **86**, 214516 (2012).
 - [17] P. Machon, M. Eschrig, and W. Belzig, Phys. Rev. Lett. **110**, 047002 (2013).
 - [18] R. C. Dynes, J. P. Garno, G. B. Hertel, and T. P. Orlando, Phys. Rev. Lett. **53**, 2437 (1984).
 - [19] F. S. Bergeret and F. Giazotto, Phys. Rev. B **89**, 054505 (2014).
 - [20] F. Giazotto, T. T. Heikkilä, A. Luukanen, A. M. Savin, and J. P. Pekola, Rev. Mod. Phys. **78**, 217 (2006).
 - [21] T. S. Santos *et al.*, Phys. Rev. Lett. **101**, 147201 (2008).
 - [22] Y. M. Xiong, S. Stadler, P. W. Adams, and G. Catelani, Phys. Rev. Lett. **106**, 247001 (2011).
 - [23] T. J. Liu, J. C. Prestigiacomo, and P. W. Adams, Phys. Rev. Lett. **111**, 027207 (2013).
 - [24] We note that ultra-thin superconducting Al films (i.e., with thickness $t_L \sim 2-3$ nm) can be routinely grown [10, 11, 22, 23], and typically provide a critical temperature ~ 3 K with a coherence length $\xi_0 \sim 15$ nm [23]. For such films therefore the condition $t_L < \xi_0$, which insures spatial uniformity of the induced exchange field h across the whole S_L layer, can be easily met.
 - [25] K. Senapati, M. G. Blamire and Z. H. Barber, Nature Mat. **10**, 849 (2011).
 - [26] A. Paal, Z. H. Barber, J. W. A. Robinson and M. G. Blamire, Nat. Commun. **5**, 2240 (2014).
 - [27] J. Clarke and A. I. Braginski (eds.) *The SQUID Handbook* (Wiley-VCH, 2004).
 - [28] F. Giazotto and M. J. Martínez-Pérez, Nature **492**, 401 (2012).
 - [29] M. J. Martínez-Pérez, P. Solinas, and F. Giazotto, J. Low Temp. Phys. **175**, 813 (2014).
 - [30] M. J. Martínez-Pérez and F. Giazotto, Nat. Commun. **5**, 3579 (2014).
 - [31] M. Meschke, W. Guichard, and J. P. Pekola, Nature **444**, 187 (2006).